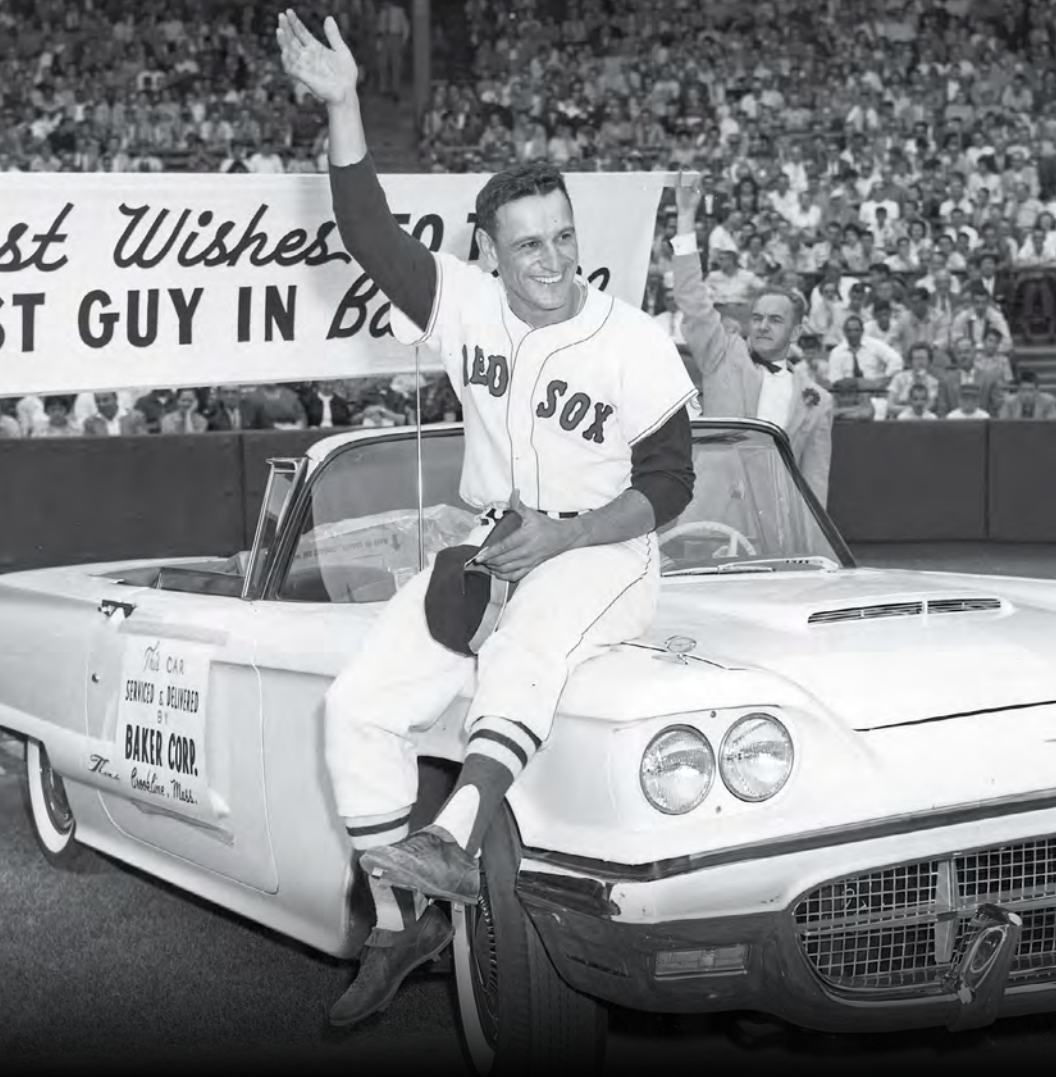


# 2016 BOSTON RED SOX MEDIA GUIDE





## THE PASSING OF A GOOD GUY

### FRANK MALZONE, 1930-2015

When word of Frank Malzone's passing on December 29, 2015 began to spread, a popular sentiment expressed by many as they reflected on his life was that he was "a good guy." Fittingly inducted into the first class of Red Sox Hall of Famers in 1995, "Malzie" spent 68 of his 85 years as a loyal member of the Red Sox organization in various capacities, including six All-Star seasons in his 11-year career with the Red Sox from 1955-65. Among the best of his era on offense and defense, the native of Bronx, NY soon became a Fenway favorite and was selected as the top third baseman on the Red Sox All-Time Team in 1969, as voted by the fans. He served as a mentor to many up-and-coming players who today credit their careers to the sage advice of this Red Sox legend. An exceptional teammate and a devoted family man, this good guy will be greatly missed.

# 2016 BOSTON RED SOX MEDIA GUIDE

4 YAWKEY WAY 📍 BOSTON, MA 02215

Administration: 617-226-6000 📞 Tickets and General Information 877-REDSOX9

Send Suggestions to: fanfeedback@redsox.com 📧 www.redsox.com

## The Red Sox Organization

"You Can Never Rest" .....	2-7
Red Sox in the Community .....	8-10
Fenway Park Information and History .....	11-17
Front Office Directory .....	18-19
Fenway Sports Group .....	20-21

## Red Sox Ownership And Club Executives

Principal Owner John W. Henry .....	22-23
Chairman Thomas C. Werner .....	24
Vice Chairmen David Ginsberg and Phillip H. Morse .....	25
Club Executives .....	26-39
The Red Sox Remember .....	40-41

## 2016 Red Sox

Manager John Farrell and Coaching Staff .....	43-54
Major League Personnel .....	55-57
Sports Medicine Service .....	58-61
Red Sox Players .....	63-281
2015 Red Sox Rosters .....	282-285
Pronunciation Guide .....	286

## 2015 In Review

Season Recap and Highlights .....	287-291
Batting, Pitching, and Fielding Statistics .....	292-295
Day-by-Day .....	296-297
Statistical Breakdowns .....	298-303
The Last Time the Sox .....	303
Transactions .....	304-305
Disabled List .....	305

## Opponents

2016/All-Time vs. Opponents .....	307-318
-----------------------------------	---------

## History

History of the Boston Red Sox .....	320-329
Ownership History .....	330
Managerial History .....	331
All-Time Roster .....	332-341
Award Winners .....	342-345
Red Sox All-Stars/All-Star Game History .....	346-349
Red Sox Hall of Fame/Cooperstown .....	350-352
Retired Numbers .....	353-356

## Records

Club Records .....	357-364
Batting Records .....	365-389
Pitching Records .....	390-403
Fielding Records .....	404-413

## Red Sox In The Postseason

Overall Listing .....	416
Yearly Postseason Recaps .....	417-449
Postseason Records .....	450

## Player Development

Player Development and Scouting Staffs .....	452-457
Minor League Coordinators and Consultants/Instructors .....	458-461
Red Sox 2015 Draft .....	462
2015 Minor League Leaders and Award Winners .....	463-464
Minor League Affiliates .....	465-489
Red Sox Minor League Players .....	490-536

## Media Information

Media Relations Information .....	538-539
Red Sox on Television and Radio/Broadcaster Information .....	540-544
Spring Training/JetBlue Park at Fenway South .....	545-547
Miscellaneous Information .....	548-560

## Individual Player Bios

Matt Barnes .....	64	Williams Jerez .....	131	Noe Ramirez .....	219
Mookie Betts .....	67	Brian Johnson .....	133	Eduardo Rodriguez .....	221
Brennan Boesch .....	71	Joe Kelly .....	136	Danny Rosenbaum .....	224
Xander Bogaerts .....	75	Craig Kimbrel .....	140	Robbie Ross Jr. ....	226
Jackie Bradley Jr. ....	80	Ryan LaMarre .....	145	Josh Rutledge .....	229
Bryce Brentz .....	84	Tommy Layne .....	147	Pablo Sandoval .....	232
Clay Buchholz .....	87	Sandy Leon .....	151	Travis Shaw .....	239
Dan Butler .....	94	Pat Light .....	154	Carson Smith .....	242
Rusney Castillo .....	97	Carlos Marmol .....	156	Ali Solis .....	244
Sean Coyle .....	99	Deven Marrero .....	160	Blake Swihart .....	247
Allen Craig .....	101	Kyle Martin .....	163	Junichi Tazawa .....	250
William Cuevas .....	106	Roman Mendez .....	164	Sam Travis .....	254
Chris Dominguez .....	108	David Ortiz .....	167	Koji Uehara .....	256
Roenis Elias .....	111	Sean O'Sullivan .....	183	Anthony Varvaro .....	264
Edwin Escobar .....	113	Henry Owens .....	186	Christian Vazquez .....	267
Ryan Hanigan .....	116	Dustin Pedroia .....	189	Brandon Workman .....	270
Heath Hembree .....	121	Rick Porcello .....	200	Steven Wright .....	273
Marco Hernandez .....	124	David Price .....	205	Chris Young .....	277
Brock Holt .....	126	Hanley Ramirez .....	212		

### 2016 Boston Red Sox Media Guide

**Produced by the Red Sox Media Relations Department:** Kevin Gregg, Jon Shestakofsky, Abby DeCiccio, Justin Long, and Chris Gilligan. **Additional Contributions:** Zineb Curran, Gordon Edes, John Gonoude, Adam Grossman, Pam Kenn, and Debbie Matson. **Design:** Jamie Barker and Jai Giffin, Proventions Group. **Cover Design and Additional Design:** Marissa McClain. **Printing by:** Mass Printing and Forms. **Photography by:** Michael Ivins, Billie Weiss, Brian Babineau, Brendan Gauthier, Adam Glanzman, Erin Kirkland, Cindy Loo, Jack Maley, Brita Meng-Outzen, Brearley Collection, and Getty Images. **Statistical Assistance:** Elias Sports Bureau (special thanks to Ken Hirt and John Labombarda), STATS, Major League Baseball, Baseball-Reference.com, and David Vincent (SABR).

Copyright Boston Red Sox, ©2016. All rights reserved.

## “You Can Never Rest”

As Principal Owner John W. Henry and Chairman Tom Werner begin their 15th season as stewards of the Red Sox franchise, the accomplishments are self-evident: the franchise has won three World Series titles, the first of which ended a championship drought of 86 years; Fenway Park has been saved and restored with unimagined improvements that blend modern amenities with the history and tradition that has made the ballpark one of the crown jewel sports venues in the world; and the Red Sox Foundation now plays a central role in the community, distributing more than \$83 million to charities and programs across New England since 2002.

The “new day” that Henry proclaimed when he, Tom Werner, and their partners purchased the Red Sox on December 20, 2001, ending the 69-year stewardship of Tom and Jean Yawkey and their trustees, did indeed come to pass.

But complacency has no place on Yawkey Way.

“You can never rest,” Henry said in an interview last spring. “You have to continually adapt to change.” And, he added with a figurative wink, “It wouldn’t be fun to sit back, anyway.”

Heading into the 2016 season, change is indeed reverberating through the ancient ballpark.

After an historic 14-year run that took the franchise to new heights of success on and off the field, President/CEO Larry Lucchino transitioned to President/CEO Emeritus and handed off his daily operating responsibilities to his protégé, Sam Kennedy. Kennedy, the Brookline native who grew up a short “T” ride away from Fenway Park, has played a pivotal role in the dramatic growth of the Red Sox brand since his arrival in 2002.

Henry and Werner also hired veteran baseball executive David Dombrowski, the architect of perennial winners in Montreal, Florida and Detroit, for the newly created position, President of Baseball Operations.

Guided by the fundamental principles that have served the franchise well for over a decade, Kennedy led the new Red Sox management team in articulating its own vision of the future, pledging the organization’s commitment to the following:

### **Commitment No. 1: Playing October Baseball Each Season, With the Ultimate Goal of Winning World Series Championships**

In the first 14 seasons under current ownership, the Red Sox have compiled a .550 winning percentage, which ranks fourth overall in Major League Baseball. The Red Sox have won three World Series in that time, a feat equaled by one other team, the San Francisco Giants. The organization has reached postseason play seven times, a total eclipsed by only the Yankees (10) and Cardinals (9) and have enjoyed two separate three-year streaks of qualifying for the playoffs, after never before advancing to the postseason in three straight seasons.

The bands of consistent success paved the way for three majestic World Series runs. The first, in 2004, came in the wake of a crushing Game 7 defeat in the 2003 American League Championship Series against the New York Yankees, one that was eclipsed in drama by the unprecedented comeback staged by the Red Sox against the Yankees in the 2004 ALCS. When the last out was recorded in Yankee Stadium on October 20, 2004, the Red Sox became the first team in baseball history to win a seven-game postseason series after losing the first three games. The unbridled momentum of the ALCS carried through to St. Louis, where the Sox completed a four-game sweep, helping to salve Game 7 losses to the Cardinals in both the 1967 and 1946 World Series.

In 2007, the Red Sox gained sole possession of first place in the AL East on April 18 and never relinquished the division’s top spot. The club continued its magical run with another stirring comeback in the ALCS, rallying from a



## “You Can Never Rest,” Continued

3-games-to-1 deficit to defeat the Cleveland Indians. The Sox then swept the Colorado Rockies for their second World Series title in four years.

In 2013, with a new manager in John Farrell and the signings of seven free agents in the offseason, a team that came to be known as a band of bearded brothers provided a needed emotional lift to a city devastated by the Boston Marathon bombing. To the rallying cry of “Boston Strong,” the Red Sox defeated the Detroit Tigers in a thrilling, six-game ALCS. After securing their 13th AL pennant, the Red Sox disposed of the Cardinals in the World Series, also in six games, winning the decisive game at Fenway Park for the first time in 95 years.

The commitment to winning has never been stronger. The hiring of Dombrowski in August 2015 allowed the Red Sox to get a head start for the 2016 season. With intense focus and precise execution, Dombrowski articulated a clear vision of what the organization needed to accomplish heading into 2016. At the top of the wish list was a front end of the rotation starter and the back end reliever. Dombrowski, along with General Manager Mike Hazen and the baseball operations department, targeted and landed two of the best pitchers in the game in ace David Price and closer Craig Kimbrel. These pivotal additions complement a core of homegrown young players such as Mookie Betts, Xander Bogaerts, and Eduardo Rodriguez. With David Ortiz announcing that this season will be his last as a major league player, the Red Sox are relentlessly focused on returning to hardball glory.

### **Commitment No. 2: Preserving, Protecting and Enhancing Historic Fenway Park While Offering New and Unique Forms of Entertainment**

Fenway Park was on life support when the team was up for sale in 2001. Only the Henry-Werner-Lucchino group sought to save Fenway Park.

Passion, ingenuity, and commitment fueled financial, intellectual, and physical improvements to the ballpark each year. The most significant renovations took place in the first 10 years (through the 2010-11 offseason), funded by the club’s own investment of approximately \$285 million. With the mantra of “Do No Harm,” the ownership group set the course on an ambitious transformation to add more seats, information, and amenities at Fenway Park. From seamlessly putting seats above the hallowed Green Monster to utilizing every available square inch in the ballpark, they shortened lines, enhanced information access, and improved facilities for players and staff. They helped preserve and protect the neighborhoods around the park, from Kenmore Square through the Fenway to the Longwood medical area (home of world-renowned hospitals).

After their third season of improvements, Henry, Werner, and Lucchino committed on March 23, 2005 to remain long-term at Fenway Park. The news triggered gratitude, honors, and investment that rejuvenated the Fenway neighborhood. Fans responded by packing the ballpark in unprecedented numbers, resulting in a record sellout streak of 794 games (820 including the postseason). The streak began on May 15, 2003 and ended with a sellout on Opening Day, 2013.

#### **RED SOX HOME ATTENDANCE, 2002-2015**

2002	2,650,063
2003	2,724,162
2004	2,837,304
2005	2,847,888
2006	2,930,588
2007	2,971,025
2008	3,048,248
2009	3,062,699
2010	3,046,444
2011	3,054,001
2012	3,043,003
2013	2,833,333
2014	2,956,089
2015	2,880,694



## “You Can Never Rest,” Continued

With additional seats and standing room at Fenway Park, the club reached 2.7 million in attendance for the first time in 2003 – the first of seven consecutive seasons setting an attendance record – and exceeded 3 million fans in five straight years from 2008-12.

To date, the Red Sox have spent over \$300 million in ballpark improvements and upgrades.

Recognizing that Fenway Park could once again serve as a gathering place for the community beyond 81 baseball games each year, the ballpark has opened its doors to a wide variety of entertainment experiences year-round. This unique showcase of events began with Bruce Springsteen and the E Street Band, the first band invited to play at Fenway Park in 2003, making an encore appearance in 2012. That concert, the first in 30 years at Fenway Park, paved the way for a sweeping array of entertainment and sporting events.

On New Year’s Day 2010, Fenway Park’s playing surface served as foundation for a hockey rink, the Boston Bruins taking the ice for the National Hockey League’s Winter Classic against the Philadelphia Flyers. It was a success, artistically and on the scoreboard, the Bruins winning, 2-1, in overtime. And in the winter of 2011-12, there would be more skating on the Fens, as several college and high school teams played in “Frozen Fenway” and time was set aside for open public skating. “Frozen Fenway” returned two years later, this time with the addition of a 75-foot “Monster Sled,” the left-field wall serving as dramatic backdrop.

Fenway Park took on an international flavor in 2010, hosting its first soccer match in more than 40 years when Celtic FC of the Scottish Premier League took on Sporting Portugal. In 2012, a preseason friendly between two iconic franchises, Liverpool FC and A.S. Roma was held at the ballpark, with the Italian side winning, 2-1. Those two clubs met in a rematch in 2014, and Roma again came out on top, 1-nil.

The sporting menu was expanded again in 2015, in what became the Winter Season at Fenway Park. To great popular acclaim, football returned to the 104-year-old ballpark for the first time since 1968 when the Boston Patriots of the old American Football League played their home games. The baseball diamond underwent a dramatic transformation into a gridiron as Notre Dame took the field as the home team in the Shamrock Series against Boston College on November 21. The Fighting Irish edged the Eagles, 19-16. Days later, Fenway Park revived a tradition that had ended 80 years earlier of hosting Thanksgiving high school football. St. John’s Prep played Xaverian and B.C. High played Catholic Memorial on Thanksgiving Eve, while Wellesley played Needham and Boston Latin met Boston English on Thanksgiving Day.

The football games were followed the next weekend by hurling, Galway meeting Dublin in a friendly, which was accompanied by an Irish Festival.

In February, 2016, another winter spectacle made its Fenway debut: “Big Air at Fenway,” a snowboarding and freeskiing U.S. Grand Prix tour event. It featured a 140-foot-high snow ramp, taller than the light towers at the ballpark and over three times taller than the fabled Green Monster.

### NOTABLE FENWAY PARK IMPROVEMENTS

**2003:** The debut of Green Monster seats above the left-field wall and official opening of Yawkey Way after a one-month trial the previous September.

**2004:** The building of the Budweiser Roof Deck.

**2005:** Improvements to the clubhouse and the creation of Game On!

**2006:** The transformation of the .406 Club into the open-air EMC Club and State Street Pavilion.

**2007:** The creation of a new Third Base Deck and renovations to the suite level.

**2008:** The addition of 800 new State Street Pavilion seats, the addition of the Coca-Cola Corner in left field, and the Bleacher Bar restaurant under the centerfield bleachers.

**2009-11:** Complete repair of the lower seating bowl.

**2011:** The installation of three new High Definition video display and scoring systems.

**2012:** The debut of the Royal Rooters Club & Home of the Nation’s Archives next to the Big Concourse.

**2013:** The introduction of the Champions Club.

**2014:** The opening of Yawkey Station on the MBTA Commuter Rail and ‘The Press Room’ on the fifth floor media level.

**2015:** The extension of EMC and State Street levels on the left field side of the ballpark to the foul pole, adding a new party suite and more reserved seating.

### **Commitment No. 3: Taking the Fenway Park Experience to the Highest Levels of Service, Warmth, and Hospitality for the Purpose of Creating Lasting Memories for All Who Visit**

It is not enough for the Red Sox to have a winning team playing in a historic ballpark; every employee of the Red Sox is challenged to create an experience that matches, or exceeds, the expectations of every fan who walks through the gates of Fenway Park.

With instruction that we are in the “yes business,” the motto heard most around the halls of 4 Yawkey Way is, “it can be done.”

To help bring that motto to life, on September 5, 2002, the club created the Fenway Ambassadors, a good-will troupe whose mandate is to delight, inform, and care for fans young and old. From the simple task of giving directions, to surprising a child with a game ball who missed catching their own, the Fenway Ambassadors work to fulfill the club’s mission to apply a personal touch and create memorable experiences for all who visit.

Since 2002, the club has put a special emphasis on making all fans feel welcome at the ballpark. “Friendly Fenway” has been manifested through fan appreciation gestures each September when fans are greeted by players at the

## "You Can Never Rest," Continued



### RECENT CONCERTS AT FENWAY PARK

- 2003:** Bruce Springsteen and the E Street Band
- 2004:** Jimmy Buffett
- 2005:** The Rolling Stones with the Black-Eyed Peas opening
- 2006:** Dave Matthews Band with Sheryl Crow opening
- 2007:** The Police
- 2008:** Neil Diamond
- 2009:** Phish  
Dave Matthews Band again, with Willie Nelson opening  
Sir Paul McCartney
- 2010:** Aerosmith and J. Geils Band
- 2011:** New Kids On the Block and The Backstreet Boys  
Dropkick Murphys with Mighty Mighty Bosstones
- 2012:** Roger Waters performing "The Wall"  
Bruce Springsteen and the E Street Band's return engagement
- 2013:** Sir Paul McCartney's return engagement  
Jason Aldean  
Jay-Z and Justin Timberlake
- 2014:** Billy Joel  
Zac Brown Band  
Tom Petty & the Heartbreakers  
Jack White
- 2015:** Billy Joel, in a return engagement, with Bleachers opening  
Foo Fighters, with Mighty Mighty Bosstones & Mission to Burma, Dropkick Murphys & Royal Blood  
James Taylor, with Bonnie Raitt opening  
Zac Brown band, in a return engagement

gates, given special giveaways and opportunities to interact with the players on the field.

New improvements and amenities have sought to provide fans with all the comforts that make their visit enjoyable, including enhanced WiFi and cellular networks, a new space created just for season ticket holders in the Royal Rooters Club, more varied concession options that appeal to the most discerning palates, and private spaces for mothers to nurse their infants.

In addition to the improved creature comforts, the club has provided fans with more free opportunities to visit Fenway Park outside of a game with the introduction of programs such as a "Father's Day Catch," a Mother's Day "Walk in the Park," days when "Kids Run the Bases," "Open Houses" to savor the ballpark, and when "Grandparents Walk the Bases." Families can trick or treat on Halloween, and celebrate Veterans Day, Thanksgiving, the holiday season, and Valentine's Day with a variety of events.

And it wouldn't be "America's Most Beloved Ballpark" without the poignant ceremonies that celebrate the important and meaningful connection between and the City of Boston and Fenway Park.

In a grand procession to celebrate the ballpark's 100th anniversary on April 20, 2012, the exact date of the first game at Fenway Park, more than 200 former Red Sox returned to their field, wearing the jerseys of their youth, one by one, to the strains of "Field of Dreams," "The Natural," and John Williams' "Jurassic Park." Maestro Williams was on hand in person to conduct the Boston Pops in the debut of "Fanfare for Fenway," his gift to the club and to the park. A Guinness World Record (32,904) toasted the park. And as her great-grandfather John F. Fitzgerald, the Mayor of Boston, had done 100 years before on the same date in the same place, Caroline Kennedy threw the Ceremonial First Pitch, together with Boston Mayor Thomas M. Menino and Thomas Fitzgerald, grandson of "Honey Fitz." The game would be the last ever attended together by Johnny Pesky and Bobby Doerr, who sat in the Legends Suite, watching the Boys of Summer that they were 70 years before.

In 2013, the Red Sox played a meaningful role after the Boston Marathon tragedy of April 15. At the team's next home game, Saturday, April 20, Boston's largest community convocation experienced a palpable sense of unity and resolve. The ceremony's final words came from an impassioned David Ortiz, whose spontaneous oratory will not be forgotten, though it may not necessarily be repeated word for word.

Throughout the season, the Red Sox welcomed heroes and wounded, families and friends, and attempted to provide communal comfort. It was an extraordinary demonstration of how a ballclub can interlock with the emotions of a strong, resilient community. Together, that passion took everyone back to the finish line of the Marathon on November 2, when Jonny Gomes and Jarrod Saltalamacchia placed the freshly won World Series Trophy on the site. They countered tragedy with triumph.

In 2014, April 20 was a special day for the third straight year. On the eve of Marathon Monday, ESPN televised Fenway's one-year tribute to those who had been affected. Fans in the park, in the nation, and around the world marveled at the demonstration of strength that had made "Boston Strong" part of the national vocabulary.

On the last day of the season, the Red Sox and their fans gave a tip of the cap and respectfully bade farewell to one of the greatest adversaries they had encountered, future Hall of Famer Derek Jeter.

Opening Day 2015 was one of the club's most remarkable. Fans anticipated and enjoyed a salute to the New England Patriots, who had just won their fourth Super Bowl.

## “You Can Never Rest,” Continued

But they did not expect the emotional moment when Jane Richard led her church’s children’s choir in the National Anthem, two years after losing her leg – and her brother Martin – in the Marathon tragedy.

Neither did they anticipate the final moment of the ceremonies, traditionally when someone says “Play Ball!” On this day, the club gave that honor to Pete Frates, the Boston College baseball star whose battle with ALS led him to help create the phenomenal “Ice-Bucket Challenge.” What’s more, then-General Manager Ben Cherington came out on the field and signed Frates to an authentic Red Sox baseball contract.

During the summer, the club presented a two-day tribute to new Hall of Famer Pedro Martinez. One day in English, one day in Spanish, both touching tributes to the extraordinary pitcher and extraordinary man.

From the first Father’s Day Catch in 2002, through unifying convocations, to the celebration of careers, the Red Sox have turned Fenway Park into a place of warm, lasting memories – a place where dreams come true.

### Commitment No. 4: Impacting the Lives of New Englanders through Our Community and Charitable Endeavors

The Red Sox, recognizing the place of prominence they have been given in the lives of so many New Englanders, have embraced their mission to positively impact the community that holds them so dear.

Immediately after completing the purchase of the club on February 27, 2002, the owners established the Red Sox Foundation, and committed to the Massachusetts Attorney General that they would infuse the foundation with at least \$20 million over the next 10 years.

As it celebrates its 15th year, the Red Sox Foundation has not only met that expectation but exceeded it with well over \$83 million to support organizations, and the operation of its own award-winning programs. In 2010, it received Major League Baseball’s first-ever Commissioner’s Award for Philanthropic Excellence for its Red Sox Scholars program, which provides college scholarships and care for academically-talented, financially-challenged middle school students.

It also received the 2009 Steve Patterson Award for Excellence in Sports Philanthropy from the Robert Wood Johnson Foundation and The Sports Philanthropy Project.

While the legendary relationship between the Red Sox and the Jimmy Fund is set to celebrate its 63-year partnership in 2016, the club’s support has intensified with a variety of initiatives. In 2002, the Red Sox established the Jimmy Fund Radio-Telethon on WEEI and NESN. The annual fundraiser has generated more than \$40 million for research, treatment, and care at Dana-Farber Cancer Institute. The foundation also became a title sponsor of the Pan-Mass Challenge, the across-the-Commonwealth bike ride that has raised a half-billion dollars, including a record \$45 million in 2015. Patients visit the Red Sox at Spring Training, on the road, and at Fenway, thanks to the generosity of WEEI’s John Dennis; philanthropists such as Art Kelly; and Mike Gordon, President of Fenway Sports Group.

The relationship started anecdotally in 1947, when Ted Williams would visit patients on his way to the park. The Red Sox adopted the Jimmy Fund as their official charity in 1953, to continue the tradition established by the Boston Braves, who moved to Milwaukee. The 2013 season featured a year-long tribute that included the creation of the Jimmy Fund Chorus. In 2014, a Jimmy Fund Gallery was dedicated, and the relationship was proclaimed in signage on the outside of the building on Brookline Avenue.

In 2015, Brock Holt and Pablo Sandoval were Jimmy Fund co-captains, visiting the clinic and lending their support to the cause. The entire team visited the Telethon set in August to take a photo with patients and show their support.

A signature effort made by the Red Sox is the Home Base Program, initiated by Red Sox Chairman Tom Werner and the Red Sox Foundation after visits to the Walter Reed Army Medical Center. In partnership with Massachusetts General Hospital, the program has provided treatment for post-traumatic stress and traumatic brain injuries to more than 9,000 New England veterans and their families. The foundation has donated over \$17.8 million to the program, raising more than \$13 million through its annual Run to Home Base.

The club’s enhanced community relations outreach has set records regarding appearances that foster player-fan interaction. Red Sox players on the 2015 team made a record 633 appearances arranged by the club, and former players made 270 more. These gestures – 903 in-person interactions – are in addition to many of the charitable efforts in which players engage independently. Additionally, the Red Sox donated items and experiences to help 4,515 New England non-profits raise funds for their causes. The Red Sox Wives also consistently render services to the community via events that have generated record amounts of food for the hungry, funds to fight diseases, and awareness to help prevent the abuse of women.





## “You Can Never Rest,” Continued

Among the initiatives undertaken in 2015, the Sox sponsored Ticket for Troops donations while also offering discounted tickets for active-duty, retired, and veteran service members. The Red Sox Foundation created the IMPACT Awards Program (Inspiring More Philanthropy Across Charities Together), which provides Red Sox fans in the five New England states outside of Massachusetts with the opportunity to vote for their favorite local non-profits to decide which organizations will be awarded grants.

### **Commitment No. 5: Developing and Nurturing the Next Generation of Red Sox Fans**

Perhaps more than any other sport, “America’s Pastime” is a generational game. The future of the Red Sox franchise is tied to its ability to make the club and the game of baseball exciting for the kids of today and the parents of tomorrow. To that end, Red Sox ownership made growing the next generation of fans a central mission for the entire organization.

In 2015, the Red Sox launched “Calling All Kids,” a series of programs to develop young fans with three primary goals: provide greater access to Red Sox games at Fenway Park; enhance the entertainment and customer experience for kids at the ballpark; and celebrate and strengthen the game of baseball in the community.

To improve access for young fans, the Red Sox introduced two new ticket programs: a \$9 ticket for high school and college students beginning in 2014, and for those 14 and younger, a free ticket to a game as part of the free Kid Nation membership. In 2014 alone, over 53,000 kids enrolled in the program across each of the 50 states.

Perhaps the most visible symbol of the club’s commitment to youth was the creation in 2014 of “Gate K (for Kids),” a children-friendly entrance located adjacent to Gate B leading into the new Kids Concourse. In addition to the gate, the right field area of the Big Concourse was revamped with games, entertainment, kids’ concessions, and amenities, and “Wally’s Clubhouse” was formed to serve as an outlet for young fans and families who need a break from the game. To help assist the parents and youngsters in this area, a “Kids Crew” was established, a group of gameday employees dedicated to serving the needs of families in the Kids Concourse and Wally’s Clubhouse.

This winter, at the club’s second annual Baseball Winter Weekend, the Red Sox introduced Tessie, Wally the Green Monster’s sister. Tessie will be at all games at Fenway Park to entertain kids and be a permanent member of the Red Sox family.

To engage more children to play the game, the Red Sox have long been active in Major League Baseball’s RBI Program. In 2002, the ownership group established an innovative program – the Boston Area Church League – with Mayor Thomas M. Menino, sponsors, civic leaders, and longtime civil rights activist Frank Jordan. Children play Saturday doubleheaders with pastors as coaches, police as umpires, and assistant district attorneys as volunteers. All enjoy a game at Fenway Park in September. Over the past 13 years, the RBI program has grown to 31 RBI teams (Reviving Baseball in Inner Cities) and Rookie Leagues serving more than 1,200 children.

The commitment to Little League baseball continued in 2015 when the Red Sox Foundation sponsored over 130 Massachusetts Little League teams. The club teamed up with Mayor Walsh and the Highland Street Foundation for the second year of “Out of the Park” which refurbished 10 baseball fields in the City of Boston, including putting up two mini Green Monsters at Orchard Park in Roxbury and Hardiman Park in Brighton.

For the Red Sox, the inaugural “Calling All Kids” campaign was just the beginning. After all, when it comes to kids, you can never rest.



# Red Sox in the Community

Led by the generosity of the Red Sox ownership group, the Red Sox Foundation has committed more than \$83 million in charitable activity since its creation in 2002.

The Red Sox and its charitable foundation are active throughout New England as well as in Lee County, Florida, the team's spring training home, with a focus on the areas of health, education, youth sports, veterans, and social services. The foundation has a number of major cornerstone programs and also provides smaller grants and other support to hundreds of other non-profits each year.

These efforts have made the Red Sox the most charitable organization in Major League Baseball and the most charitable sports franchise in New England.

## The Personal Touch Touching Lives, Face to Face

The team's commitment to the community was stronger than ever in 2015 – a joint effort of the team's community relations department and the Red Sox Foundation.

Red Sox players, coaches and manager John Farrell made a record 633 appearances arranged by the club, and former players made 270 more. These gestures – 903 in-person interactions – are in addition to many of the charitable efforts in which players engage independently. The community relations department helped 4,515 accredited non-profits raise funds and raise awareness of their worthy causes, often by donating signed items used by these organizations to raise money.

Make-A-Wish children battling cancer and other life-threatening illnesses experienced far-fetched dreams come true as they stepped on the field, sat in the dugout, and met the players they had only admired from afar.

Tim Wakefield, the Red Sox Foundation Honorary Chairman, who will be inducted into the club's Hall of Fame this summer, participated in numerous foundation activities throughout the year, including his second annual golf tournament to benefit the Red Sox Foundation.

In addition, the Red Sox Foundation's IMPACT Awards Program (Inspiring More Philanthropy Across Charities Together) provides Red Sox fans in the five New England states outside of Massachusetts with the opportunity to vote for their favorite local non-profits to decide which organizations will be awarded grants.

In spring training in Fort Myers, FL, players participated in the Children's Hospital golf tournament, signed autographs at the Open House at JetBlue Park, attended the Lee County Boys & Girls Club Dinner, and the Diamond Dinner benefitting the Children's Hospital of Southwest Florida. Players also participated in service days, visiting food banks, participating in a goodwill collection at JetBlue Park, and interacting with children from the L.I.F.E. Academy. The team held its first "Girls of Summer" event where women learned fundamentals of the game from Red Sox coaches, got their photos taken with Red Sox players, and were addressed by members of the front office.

Dustin Pedroia, Pablo Sandoval, and David Ortiz among others, all had ticket programs and purchased tickets for various groups to attend games at Fenway Park.

The entire Red Sox team again participated in the ALS Ice Bucket Challenge with former Boston College captain Pete Frates. Players also auctioned off the opportunity for fans to have a bucket dumped over their heads by a player.

During the holiday caravan, players visited Boston Children's Hospital, the Jimmy Fund Clinic, Beth Israel Deaconess Medical Center, Shriners' Hospital, Massachusetts General Hospital for Children, Boston Medical Center and The BASE.



## The Red Sox and the Jimmy Fund Teammates for Life

No cause is more deeply rooted in the fiber of the Red Sox than the fight against cancer. It was that way when Ted Williams would visit the young patients of legendary doctor Sidney Farber on his way to Fenway Park in the 1940's, it is that way today, and it will remain that way until cancer has been vanquished.

The enduring partnership between the Red Sox and the Jimmy Fund, which officially started in 1953, included last season the annual spring training visit by a host of Jimmy Fund kids, and more than \$3.35 million raised during August's 14th Annual Red Sox Jimmy Fund Radio-Telethon on WEEI and NESN, bringing the total raised to over \$40 million since the telethon's inception. The entire Red Sox team visited the set to take photos with patients and show their support. Over the years, the Red Sox have helped the Jimmy Fund raise more than \$127 million for cancer treatment and research.

Brock Holt, who started games at seven different positions for the Red Sox for the second straight season in 2015, came through at another position for



## Red Sox in the Community, Continued

the Red Sox last season. The team's indispensable utility man served, with third baseman Pablo Sandoval, as the team's Jimmy Fund co-captains. They visited the clinic and lent their support to the cause. For his efforts, Holt was the team's 2015 nominee for Major League Baseball's Roberto Clemente award for humanitarian service.

### Fighting the Battles That Matter on the Home Front

When the Red Sox went to Washington, D.C., in the aftermath of their World Series victories in 2004, 2007, and 2013, they did so at the invitation of the White House, Presidents Bush and Obama paying tribute to their success. The Sox appreciated the honor, but the trips to the nation's capital would take on a deeper and more lasting meaning, one inspired by their visits after each ceremony to the military personnel recovering from their wounds in the Walter Reed Army Medical Center and associated hospitals.

The Red Sox, to a man, were profoundly affected by the courageous men and women they met, and Chairman Tom Werner was moved to find a way that the ball club could make a positive impact on the lives of those who had given so much in service to their country. His vision, as Chairman of the Red Sox Foundation, inspired the club to partner with Massachusetts General Hospital to create the Home Base Program.

Along with the team's decades-long commitment to the Jimmy Fund, it has become a cornerstone of the team's community outreach, one that has provided an extraordinary support system to wounded veterans and their families.

The Home Base Program is the first partnership of its kind in the nation between an academic medical center and a Major League Baseball team. As a National Center of Excellence, Home Base operates the largest private-sector clinic in the nation devoted to healing invisible wounds such as post-traumatic stress disorder and traumatic brain injury. Since its inception, Home Base has served more than 9,000 veterans and family members with care and support, trained more than 25,000 clinicians, educators, and community members nationally, and remains at the forefront of discovering new treatments that offer great hope to our servicemen and women. Home Base launched a "first in the nation" two-week intensive clinical program for veterans that extends the reach of this program to any post-9/11 veteran in the United States. Over time it has expanded its clinical staff of doctors, psychologists, nurses, physical medicine and rehabilitation specialists and licensed clinical social workers to ensure that it maintains the world-class, evidence-based care for which it has become known.

The Red Sox Foundation to date has committed \$17.8 million to the program, raising more than \$13 million through its annual Run to Home Base. After attending a ceremony last December honoring Massachusetts Fallen Heroes, Governor Charlie Baker told Red Sox President Sam Kennedy that he values the team's work with the Home Base program as much, if not more than, any of its other endeavors. With so many of our men and women still in harm's way, the Home Base Program remains as vital as ever.



## Red Sox in the Community, Continued

### Red Sox Scholars Education for Life

The Red Sox Scholars Program, presented by Beth Israel Deaconess Medical Center, enhances the lives of Boston middle schoolers, who receive college scholarships of \$10,000, as well as mentoring and enrichment opportunities. The program, created in 2003, received MLB's first-ever "Commissioner's Award for Philanthropic Excellence" in 2010. Since its inception, 250 academically talented, financially challenged Boston students have stepped onto the field at Fenway Park and felt the cheers of encouragement that we hope they will enjoy throughout their lives.

Beyond Boston, the Red Sox Foundation's New England Service Scholarship program provides college scholarships of \$1,000 to nearly 120 graduating seniors in each of the other five New England states. The funding comes in part from unique Red Sox Foundation license plates in Connecticut and Rhode Island.



### Youth Baseball Programs Play Ball for Life

**RBI:** On diamonds throughout Boston, more than 2,000 boys and girls aged 5 to 18 played baseball and softball in the Red Sox Foundation's RBI League. Reviving Baseball in Inner Cities, teaches baseball, sportsmanship, teamwork, and tolerance.

**BOSTON AREA CHURCH LEAGUE:** For the 14th straight year, the Red Sox helped nurture the Boston Area Church League, which the club created with former Boston Mayor Thomas M. Menino on August 8, 2002. Children play Saturday double headers with pastors as coaches, police as umpires, and assistant district attorneys as volunteers. Several hundred children then enjoy a Red Sox game at Fenway Park, and relationships born on the ballfield translate into the neighborhoods.

**RED SOX CHILDREN'S RETREATS:** For the 13th straight year, the Red Sox helped operate Red Sox Children's Retreats at the Ron Burton Training Village in Hubbardston, Massachusetts. In a partnership announced December 13, 2002, shortly before the Boston Patriots' ailing football star passed away, his son and namesake, a longtime member of the Red Sox, brings children from neighborhoods long on asphalt and short on grass to weekends at the verdant camp created by this remarkable sports family. The children use the lure of sports to learn harmony, life skills, love, and fellowship.

**LINDOS SUEÑOS:** For the 12th straight year, the Red Sox also operated their Lindos Sueños Program, in which Boston-area teens travel to the Dominican Republic to play baseball and engage in community service projects with their teenage counterparts from the island. More than 100 Boston-area teens have participated. It is a remarkable experience to see how quickly socioeconomic backgrounds and different languages give way to unity through the language and heart of baseball.

**US-JAPAN YOUTH BASEBALL EXCHANGE:** The Red Sox Foundation hosted 12 Japanese children from Kyoto and Chiba for a 9-day visit, July 27-August 4. The 7th annual youth cultural exchange program is presented by Funai Electric. The children participated in baseball clinics at Harvard and Northeastern Universities, and were honored on the field at Fenway Park on August 2.

**ALL KIDS CAN:** Hitting coaches Chili Davis and Victor Rodriguez taught baseball skills to physically challenged children at the "All Kids Can" clinics, sponsored by CVS.

**MASSACHUSETTS LITTLE LEAGUE:** For the second straight year, the Red Sox Foundation sponsored Little League teams throughout Massachusetts, providing support so that boys and girls can play ball and learn important life lessons. The initiative is presented by the Massachusetts Health Connector and supported by HP Hood and Skeeter Snacks.

### The Red Sox and Dimock Simply Saving Lives

In the heart of the city, at the soul of its core, sits an institution that tackles the toughest issues. A caring lifeline for those who need it most, the Dimock Center provides health care, shelter, and security. The Red Sox Foundation has, for all 14 years, supported Dimock – its programs and services that include pediatric aids initiatives, after-school programs, behavioral health support, and GED preparation. John W. Henry – together with more than 170 baseball operations staff members--have personally volunteered at this Roxbury institution.

# Fenway Park

Major League Baseball's oldest and smallest ballpark, Fenway Park has been the home of the Boston Red Sox since April 20, 1912 when, after two days of rainouts, the park hosted its first regular season game, an 11-inning, 7-6 Boston win over the New York Highlanders in front of 27,000 fans.

In 104 seasons, venerable Fenway Park has been home to many of the greatest players in baseball history, including Hall of Famers Babe Ruth, Tris Speaker, Lefty Grove, Jimmie Foxx, Joe Cronin, Ted Williams, Bobby Doerr, Carl Yastrzemski, Carlton Fisk, and Jim Rice. The park has witnessed some of the most memorable moments in baseball history, highlighted, perhaps, by Fisk's 12th-inning home run to win Game 6 of the 1975 World Series, and the amazing comeback against the Yankees in Game 4 of the 2004 American League Championship Series.

Among the world's most famous sporting venues, Fenway Park is best known for the 37-foot high, 231-foot long "Green Monster" left-field wall, which looms only 310 feet from home plate. Equally enticing to hitters is "Pesky's Pole," the right-field foul pole named for Red Sox great Johnny Pesky, which stands only 302 feet from home plate.

Nestled into the Fenway Park neighborhood of Boston, the park was largely rebuilt for the 1934 season after a five-alarm fire destroyed construction underway by new owner Tom Yawkey. Fenway Park has undergone a series of improvements since the Henry-Werner Group purchased the team in 2002.

The astounding popularity of the ballpark and the team enabled the Red Sox to sell out 793 consecutive games from 2003-13, the longest recorded regular-season sellout streak in U.S. professional sports history. Hundreds of thousands of fans from all over the globe visit Fenway Park year-round. Tours of the ballpark, conducted in English, Spanish, and Japanese, are available daily.

The following pages provide a detailed timeline of Fenway Park since 1912.

FENWAY FACTS	
<b>FENWAY FACTS</b>	<b>OUTFIELD DIMENSIONS</b>
Constructed ..... 1912	Left Field..... 310 feet
Rebuilt..... 1934	Left-Center Field..... 379 feet
First Game.....April 20, 1912	Center Field..... 390 feet
.....Red Sox 7, Highlanders 6 (11 inn)	Deep Center Field..... 420 feet
Seating Capacity (Night) ..... 37,949	Deep Right Field..... 380 feet
Seating Capacity (Day) ..... 37,497	Right Field..... 302 feet
EMC and State Street Levels ..... 5,419	
Box Seats..... 13,650	<b>HEIGHT OF OUTFIELD WALLS</b>
Grandstand..... 11,929	Left Field..... 37 feet
Bleachers..... 6,474	Center Field..... 17 feet
Green Monster ..... 269	Bullpens.....5 feet
Right Field Budweiser Deck ..... 208	Right Field.....3-5 feet
	<b>LENGTH OF LEFT FIELD WALL</b>
	231 feet (228 feet in fair territory)



# Fenway Park History: 1912-1941

## RED SOX BASEBALL AT FENWAY

4.20.1912

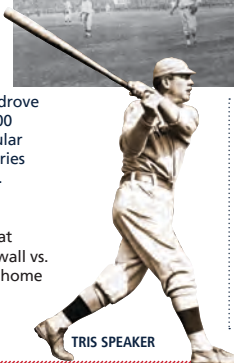

Following an April 9 exhibition victory over Harvard and a pair of rainouts, the Red Sox won the first official game at Fenway, beating the New York Highlanders (who'd later become the Yankees) 7-6 in 11 innings. Tris Speaker drove home the game winner in front of 27,000 fans. The Red Sox go on to win 105 regular season games and capture the World Series during their first season at Fenway Park.

4.26.1912

1B Hugh Bradley hit the first home run at Fenway and the first over the left field wall vs. Philadelphia. It was the second and last home run of his Major League career.

1912

FENWAY PARK 1912



9.11.1918

The Red Sox clinched the 1918 World Series with a 2-1, Game Six victory over the Chicago Cubs. This was the last championship-clinching victory won by the Red Sox at Fenway Park until Game 6 of the 2013 Series.

6.12.1916

RHP George Foster threw the first no-hitter by a Red Sox pitcher at Fenway Park, leading the Red Sox to a 2-0 win over the New York Yankees. Fenway Park's first no-hitter was thrown by the Boston Braves' George Davis in a 7-0 victory over Philadelphia on September 9, 1914.



## OTHER FENWAY EVENTS

11.28. 1912

Boston Latin defeated Boston English 7-6 in Fenway Park's first high school football game. Two days later, Oak Park (IL) High School beat Everett (MA) High School 32-12 in the National High School Championship Game. Over the next few decades, several high school football games were played at the park.

10.31.1914

Boston College and Norwich University competed in Fenway Park's first college football game with BC winning 28-6. The Eagles used the park as a frequent home venue through the 1950s.

BOSTON UNIVERSITY AT FENWAY PARK



5.23.1915

In memory of American military members killed in the Spanish-American War, a memorial service was held at Fenway Park with 15,000 in attendance. A memorial service was regularly held at the park over the next few decades.

1914

1918

## FENWAY PARK CONSTRUCTION

6.24.1911

Representing his family, John Taylor announced their intention to build Fenway Park. Prior to the 1912 season, the Red Sox played their home games at the Huntington Avenue Grounds, now part of the campus of Northeastern University.

FENWAY PARK 1912



9.24.1911

The groundbreaking occurred for the new ballpark.


5.8.1926

In the first Fenway Park fire, the bleachers along the left-field foul line burned down and were not replaced, giving fielders the chance to snare foul flies behind the third base grandstand.

1918

**7.3.1932**

The Sox were hammered by the Yankees 13-2 in the first Sunday game at Fenway Park. Sunday baseball was approved in Boston three years earlier, but not at Fenway due to its proximity to a church. The Sox played their Sunday games at Braves Field on Commonwealth Avenue until the law was changed. They actually played the first Boston Sunday game, a 7-3 loss to Philadelphia, at Braves Field, April 28, 1929 in front of 22,000 fans.



**TED WILLIAMS**

# 1932

**11.14.25**

Boston University played its first football game at Fenway Park, a 14-6 victory over Providence College. BU played occasional home games at Fenway Park through the mid-20th century.



**FENWAY PARK 1934**

# 1941

**1.5.1934**

A five-alarm, four-hour blaze, the second Fenway Park fire, virtually destroyed the construction underway by new owner Thomas A. Yawkey to refurbish the park. Following the fire, construction began on a new left-field grandstand, the bleachers, and the new left field wall.

**1936**

A 23-foot tall screen was installed above the left field wall. The screen would remain until the Green Monster Seats were constructed in 2003.

**1940**

Bullpens were constructed in front of the bleachers replacing the old bullpen areas in the outfield foul territory beyond the dugouts. Tom Yawkey replaced the right field pavilion section he built in 1934 with an extension of the grandstand, reducing the distance to the right field foul pole to 302 feet.

**9.22.1935**

The largest crowd to ever see a game at Fenway Park – 47,627 – turned out for a doubleheader with the Yankees. Crowds of this size will never be equaled under Fenway Park's current dimensions. More stringent fire laws and league rules after World War II prohibited overcrowding that was permitted in the 1930's.

# 1934

# 1940

# Fenway Park History: 1942-1978

## RED SOX BASEBALL AT FENWAY

6.9.1946

Ted Williams hit a monumental 502-foot home run to right field off Detroit right-hander Fred Hutchinson. The ball landed on top of the straw hat of Joseph A. Boucher, a 56-year-old construction engineer from Albany, NY who was sitting in Section 42, Row 37, Seat 21. "The sun was right in our eyes," he said. "All we could do was duck. I'm glad I didn't stand up. They say it bounced a dozen rows higher, but after it hit my head, I was no longer interested." At that time the bleachers were actual bleachers and not individual seats.

# 1946

7.9.1946

The Red Sox hosted their first All-Star Game at Fenway Park, a 12-0 American League win. Eight Red Sox were on the All-Star team, but Ted Williams stole the show, going 4-for-4 with two homers, a walk, five RBI and four runs scored.

7.31.1961

Fenway Park was the site of the second All-Star Game played in 1961. The game ended in a 1-1 tie, called after nine innings and a 30-minute rain delay.

10.4.1948

The first playoff game in AL history took place at Fenway, and Cleveland rookie left-hander Gene Bearden beat the Red Sox 8-3. Shortstop-Manager Lou Boudreau led the Indians with two homers and two singles. The defeat prevented the only cross-town World Series in Boston history. Cleveland went on to beat the Boston Braves 4-2 in the World Series.

## OTHER FENWAY EVENTS

11.4.1944

Just three days before being elected to an unprecedented fourth term in the Oval Office, President Franklin D. Roosevelt delivered the final speech of his political career at Fenway Park before more than 40,000 supporters. Republican presidential nominee Barry Goldwater and Democratic presidential candidate Eugene McCarthy also gave speeches at Fenway Park in 1964 and 1968, respectively.



7.29.1954

Fenway Park's first basketball game took place as the Harlem Globetrotters defeated the George Mikan United States All-Stars, 61-41.

# 1960

## FENWAY PARK CONSTRUCTION

1947

Green paint replaced advertisements covering the left field wall. No more Calvert Owl ("Be wise"), Gem Blades ("Avoid 5 o'clock shadow"), Lifebuoy ("The Red Sox use it") and Vimms ("Get that Vimms feeling").

6.13.1947

The Red Sox defeated the White Sox 5-3 in Fenway Park's first night game. The Red Sox were the third-to-last of the 16 Major League clubs to do add lights to the playing field.

# 1947



6.26.1962

Red Sox RHP Earl Wilson no-hit the Los Angeles Angels in a 2-0 Boston win, becoming the first African-American to throw a no-hitter in the American League.



10.21.1975

The first AL World Series night game was played at Fenway Park, and it was a classic. The memorable Game 6, delayed three days by rain, lasted 4:01. The Red Sox tied the game at 6-6 in the last of the eighth on Bernie Carbo's three-run, pinch-hit homer with two outs, taking the win with Carlton Fisk's oft-replayed home run off Pat Darcy leading off the last of the 12th.



10.1.1967

On the final day of the regular season, the "Impossible Dream" Red Sox clinched the American League pennant with a 5-3 victory over Minnesota. The Red Sox would fall in seven games to the St. Louis Cardinals in the World Series.

1967

10.2.1978

After finishing the season with identical records, the Red Sox and New York Yankees played the second playoff game of its kind in American League history at Fenway Park. On the strength of Bucky Dent's three-run, 7th inning homer, the Yankees defeated the Red Sox 5-4 to capture the AL East Division crown.

4.29.1986

RHP Roger Clemens struck out a Major League, single-game record 20 batters in a 3-1 victory over the Seattle Mariners. Clemens earned AL MVP and Cy Young honors, leading the Red Sox to the 1986 World Series where they lost to the New York Mets in seven games.

7.13.1999

The Red Sox hosted their third All-Star Game, a 4-1 AL win. For the first time in history, the All-Star Game was a three-day event featuring a celebrity hitting contest, a Futures game and a home run derby.

9.8.1963

The AFL's Boston Patriots downed the Oakland Raiders, 20-14, kicking off a six-year stay at Fenway Park. The Boston Shamrocks, Boston Redskins and Boston Yanks also played professional football games at the park.



FENWAY PARK 1967

7.27-28.1973

The Newport-New England Jazz Festival brought Ray Charles, Stevie Wonder, B.B. King and many other famous musicians to play at Fenway Park.

7.8.1968

Legendary soccer player Pelé led his Santos FC team to a 7-1 victory over the Boston Beacons. Occasional soccer matches also took place at the park in the 1920s and 1930s.

1978



FENWAY PARK 1975

1976

Fenway Park's first message board in center field was part of a construction project that included a rebuilding of the left field wall as well as a new enclosed press box. Starting in 1976, National League scores were shown only on the new message board. They returned to the left field scoreboard in 2003.

1976

# Fenway Park History: 1979-2015

## RED SOX BASEBALL AT FENWAY

10.17.2004

With the Red Sox down to their last three outs in the 2004 ALCS, pinch-runner Dave Roberts stole second base off Yankees closer Mariano Rivera and set up a game-tying RBI by third baseman Bill Mueller. The game ended on a David Ortiz walk-off home run in the 12th inning.



DAVE ROBERTS

4.11.2005

The defending champions received their World Series rings, one by one, on the field, prior to the home opener against the Yankees. Led by Johnny Pesky and Carl Yastrzemski, former players who had longed for such a day helped the active players raise the World Championship flag. James Taylor sang "America the Beautiful," the Boston Symphony and Boston Pops played "The Star-Spangled Banner," and wounded soldiers back from war presented the rings. Boston icons Bobby Orr, Bill Russell, Tedy Bruschi and Richard Seymour threw the Ceremonial First Pitches. And, in fitting style, the Red Sox beat the Yankees.

10.27.2004

86 years of heartache were erased with a 3-0 win in St. Louis, as the Red Sox completed a sweep of the 100th World Series for their first World Championship since 1918. Beginning at Fenway Park, a "rolling rally" parade was held three days later when the team returned to Boston.

9.21.2006

David Ortiz hit his 51st home run off Minnesota Twins pitcher Johan Santana to eclipse Jimmie Foxx's 67-year-old club record for homers in a season. He finished the season with 54 home runs.

## OTHER FENWAY EVENTS


9.17.2008

More than 3,000 new citizens were sworn in as Fenway Park hosted its first naturalization ceremony. The park also hosted a naturalization ceremony in 2010, the largest such ceremony ever held.

9.6-7.2003

Bruce Springsteen and the E Street Band performed the first concerts at Fenway Park in three decades, beginning a series of concerts the park has held in recent years. See page 5 for a complete list of concerts at Fenway Park.

DAVE MATTHEWS BAND/SHERLY CROW



2009

1.1.2010

On New Year's Day, the NHL's Boston Bruins won the 2010 Winter Classic beating the Philadelphia Flyers in a 2-1 overtime victory.

7.21.2010

42 years after Fenway Park's last soccer match, Celtic F.C. beat Sporting Lisbon, 2-1.



2010 WINTER CLASSIC

## FENWAY PARK CONSTRUCTION

1982-1983

Private suites were built atop the left and right field stands.

1988-1989

The 600 Club, a glass-enclosed section of 606 stadium club seats, was added on the roof behind home plate. New broadcast booths and the press box were relocated on top of the 600 Club. In 2002, the club was renamed the .406 Club in honor of the late Ted Williams, who passed away earlier that year.

4.2002

Two rows of "dugout" seats debuted, along with a media interview room, players lounge and expanded family lounge. With these changes, a ten-year cycle of major, annual improvements to Fenway Park began.

1989

9.1.2007

Clay Buchholz became the first Red Sox rookie to ever pitch a no-hitter, blanking the Baltimore Orioles 10-0.

10.21.2007

The Red Sox defeated the Cleveland Indians 11-2 to capture their 12th American League pennant. It marks the first time that Boston has clinched a playoff series at Fenway Park since the 2004 Division Series versus Anaheim. The Red Sox went on to sweep the Colorado Rockies in the World Series, clinching their second championship in four years.

5.19.2008

Jon Lester threw the first no-hitter of 2008 in a 7-0 win vs. Kansas City. He became the fourth lefty ever to throw a no-hitter at Fenway Park.

4.19.2012

In perhaps the highest-attended event in Fenway Park history, the Red Sox welcomed nearly 55,000 fans to the storied ballpark for a free Open House on the eve of its official centennial.

4.20.2012


Over 200 Red Sox alumni returned to Fenway Park 100 years to the date of first Red Sox game at the ballpark. This reunion served as a major highlight of the season-long, 100th Anniversary celebration of Fenway Park. The Red Sox and Yankees battled it out in throwback uniforms, a reenactment of the franchise's Fenway opener in 1912.

4.20.2013

In an emotional day at Fenway Park and throughout the City of Boston, the Red Sox played their first home game following the tragic events at the Boston Marathon five days earlier. An emotional David Ortiz proclaimed during pre-game ceremonies that "This is our...city," and Daniel Nava hit a go-ahead homer in the bottom of the eighth inning, leading the Red Sox to a 4-3 victory over the Royals.

10.30.2013

Boston's 6-1 win over St. Louis in Game 6 secured the franchise's eighth World Series title, and third in ten years. It was the Red Sox' first clinching World Series win at Fenway Park since the 1918 team won it all 95 years prior.



# 2007




2012 SOCCER AT FENWAY

7.25.2012

Soccer fans from around the world turned out for a pre-season friendly at Fenway Park between Liverpool F.C. and A.S. Roma, with Roma ultimately prevailing by a 2-1 score. Roma won again, 1-0, when Fenway Park hosted a rematch on July 23, 2014.

WINTER 2011-12

An ice rink once again topped the Fenway Park tundra during the early days of January. Several college and high school teams played at "Frozen Fenway," while open-public skating was also offered to Boston residents. "Frozen Fenway" returned two years later, during Winter 2013-14, with the addition of a 75-foot "Monster Sled" sitting in the shadow of the ballpark's famed left field wall.



BIG AIR AT FENWAY

FALL 2015

Fenway Park donned football goalposts for the first time since 1968, playing host to the Shamrock Series, a 19-16 Notre Dame win over Boston College, as well as Thanksgiving high school games. The same week, Galway defeated Dublin in the first hurling match at Fenway since 1954.

WINTER 2016

An incredible 140-foot snow ramp, taller than the light towers, stood as the centerpiece of "Big Air at Fenway," a two-day snowboarding and freeskying event.

# 2012

2003

Among many changes, Green Monster seats debuted above the left-field wall and Yawkey Way officially opened after a one-month trial the previous September. See page 4 for a complete list of renovations over subsequent offseasons.

INSTALLING GREEN MONSTER SEATS



2012

"Fenway Park: A Living Museum," a collection of 100 plaques, historical markers, and displays debuted throughout the ballpark in early 2012, as part of an effort to help educate guests about Fenway's wide-ranging history.

3.25.2005

The Red Sox announced a long-term commitment to remain at Fenway Park, "America's Most Beloved Ballpark," and the oldest park in the Major Leagues. A comprehensive plan for a complete renovation was submitted to the City of Boston Landmarks Commission, the Massachusetts Historic Commission and the National Park Service.

2016

The State Street Pavilion level was extended to accommodate 265 new seats in the Right Field Pavilion Reserved and Left Field Pavilion Reserved sections.

# 2010

# Boston Red Sox Front Office Directory

Principal Owner .....	John W. Henry
Chairman .....	Thomas C. Werner
President .....	Sam Kennedy
President of Baseball Operations .....	David Dombrowski
President/CEO Emeritus .....	Larry Lucchino

## Executive Management Team

EVP/Business Affairs .....	Jonathan Gilula
EVP/Partnerships .....	Troup Parkinson
EVP/ISG Corporate Strategy & General Counsel .....	Ed Weiss
SVP & General Manager .....	Mike Hazen
SVP/Player Personnel .....	Allard Baird
SVP/Strategic Planning & Senior Counsel .....	David Beeston
SVP/Ticketing, Fenway Events & Concerts .....	Ron Bumgarner
SVP/Chief Marketing Officer .....	Adam Grossman
SVP & Assistant General Manager .....	Brian O'Halloran
SVP/Human Resources .....	Amy Waryas
SVP/Baseball Operations .....	Frank Wren
SVP/Finance, Strategy, & Analytics .....	Tim Zue

## Baseball Operations

SVP & General Manager .....	Mike Hazen
SVP/Player Personnel .....	Allard Baird
SVP & Assistant General Manager .....	Brian O'Halloran
SVP/Baseball Operations .....	Frank Wren

### Baseball Operations & Administration

VP/Baseball Administration .....	Raquel Ferreira
Special Assistants to the President of Baseball Operations .....	Pedro Martínez, Jason Varitek
Traveling Secretary .....	Jack McCormick
Senior Advisor, Baseball Operations .....	Bill James
Director, Pitching Analysis & Development .....	Brian Bannister
Director, Major League Operations .....	Zack Scott
Senior Baseball Analyst .....	Tom Tippett
Coordinator, Baseball Operations .....	Mike Regan
Baseball Operations Analysts .....	Gregory Rybarczyk, Joe McDonald
Executive Assistant, Baseball Operations .....	Erin Cox
Coordinator, Baseball Systems Development .....	Shawn O'Rourke
Director, Sports Medicine Services .....	Dan Dyrek
Medical Director/Head Team Internist .....	Dr. Larry Ronan
Head Team Orthopedist .....	Dr. Pete Asnis
Head Athletic Trainer .....	Brad Pearson
Assistant Athletic Trainers .....	Paul Buchheit, Masai Takahashi
Physical Therapist .....	Adam Thomas
Head Strength & Conditioning Coach .....	Kiyoshi Momose
Assistant Strength & Conditioning Coach .....	Mike Roose
Massage Therapists .....	Russel Nua, Shinichiro Uchikubo
Japanese Interpreter .....	Shigenari Matsumoto
Sports Medicine Administrative Manager .....	Elana Webb
Home Clubhouse Manager .....	Tom McLaughlin
Equipment Manager .....	Edward "Pookie" Jackson
Visiting Clubhouse Manager .....	Joe Cochran
Video Coordinator .....	Billy Broadbent
Clubhouse Assistants .....	John Coyne, Stephen Murphy
Instructors .....	Jim Rice, Luis Tiant

### Minor League Operations

Director, Player Development .....	Ben Crockett
Assistant Director, Player Development .....	Brian Abraham
Assistant Director, Florida Baseball Operations .....	Ethan Faggett
Minor League Equipment Manager .....	Mike Stelmach
Player Development Consultants .....	Dick Berardino, Tony Cloninger, Dwight Evans, Tommy Harper, Carl Yastrzemski

### Scouting

VP/Amateur & International Scouting .....	Amiel Sawdaye
VP/International Scouting .....	Eddie Romero
Director, Player Personnel .....	Jared Banner
Director, Professional Scouting .....	Gus Quattlebaum
Director, Amateur Scouting .....	Michael Rikard
Assistant Director, Amateur Scouting .....	Steve Sanders
Advance Scout .....	Steve Langone
Coordinator, Advance Scouting .....	Harrison Slutsky
Scouting Coordinator .....	Brian Cruz
Assistant, Professional Scouting .....	Alex Gimenez

## Scouting (continued)

Special Assistant, Player Personnel .....	Mark Wasinger
Special Assignment Scouts .....	Eddie Bane, Steve Peck, Brad Sloan
Global Crosschecker .....	Paul Fryer
National Crosschecker .....	John Booher

## Business Affairs

EVP/Business Affairs .....	Jonathan Gilula
Special Assistant .....	Claire Durant
Senior Advisor to the President, Strategic Planning .....	Michael Porter

### Ballpark Operations

VP/Ballpark Operations .....	Pete Nesbit
Director of Security & Emergency Services .....	Charlie Cellucci
Director of Concessions & Event Operations .....	Jon Dienstag
Senior Director of Grounds .....	Dave Mellor
Assistant Director of Security & Emergency Services .....	Mark Cacciatore
Ballpark Operations Coordinator .....	Mike Gunning
Security Staff .....	Angel Santiago
Senior Manager of Concessions & Event Operations .....	John Sodini
Assistant Director of Grounds .....	Kirt Bakos
Manager of Grounds .....	Derek Gauger
Grounds Staff .....	Jedidiah Saverse

### Facilities Management

Senior Director of Facilities Management .....	Jonathan Lister
Facilities Superintendent .....	Donnie Gardiner
Senior Manager of Facilities Services & Planning .....	Chris Knight
Manager of Facilities Maintenance .....	Glen McGlinchey
Facilities Services Coordinator .....	Alex Spader
Facilities Technician .....	James Levesque
Facilities Maintenance Staff .....	Thomas Carey

### Fan Services & Entertainment

VP/Fan Services & Entertainment .....	Sarah McKenna
Senior Director of Red Sox Productions .....	John Carter
Senior Director of Fan Services & Entertainment .....	Stephanie Maniekis
Manager of Entertainment .....	Dan Lyons
Chief Engineer .....	Jason Notermann
Manager of Red Sox Productions .....	Jen Gahan
Specialist of Red Sox Productions .....	Steve Roman
Coordinators of Red Sox Productions .....	Luke Fraser, Kellen Reck
Fan Services Specialists .....	Nina Gomez, Jovan Holland

### Special Events

Senior Director of Special Events .....	Fred Olsen
Assistant Director of Special Events .....	Kathleen Harrington
Asian Business Development Specialist .....	Mikio Yoshimura

### Fenway Park Tours

VP/Fenway Park Tours .....	Marcita Thompson
Manager of Fenway Park Tours .....	Scott Towers
Group Tour Sales Coordinator .....	Sarah Farley

### Florida Business Operations

VP/Florida Business Operations .....	Katie Haas
Senior Manager of Florida Business Operations .....	Brett Bodine
Manager of Florida Business Operations .....	Brennan Whitley
Manager of Florida Ballpark Operations .....	Jay Fandel

### Information Technology

VP/Information Technology .....	Brian Shield
Director of Data Services .....	Steve Conley
Director of IT Operations .....	Randy George
Director of IT .....	Jason Lumsden
Manager of IT Operations .....	Ryan Oreste
Data Architect .....	George Hom
Senior Software Engineer .....	Dan White
Senior Network Engineer .....	Matt Salmeri
Software Engineer .....	Michael Bottomley

# Boston Red Sox Front Office Directory, Continued

## Partnerships

EV/Partnerships ..... Troup Parkinson

### Corporate Partnerships & Client Services

VP/Client Services ..... Marcell Bhangoo  
 Director of Client Services ..... Erin Donovan  
 Assistant Director of Client Services ..... Sean Walsh  
 Senior Manager of Suite Services ..... Kim Cameron  
 Manager of Sponsor Services ..... Amanda Heglin  
 Client Services Manager ..... Andrew Dennen  
 Client Services Specialist ..... Baily Brodeur  
 Sponsor Services Specialist ..... Olivia Whitney  
 Client Services Coordinator ..... Jim Kallinich

### Community, Alumni & Player Relations

VP/Community, Alumni, & Player Relations ..... Pam Kenn  
 Director of Community & Player Relations ..... Sarah Narracci  
 Alumni & Player Relations Manager ..... Sheri Rosenberg  
 Community Partnerships & Player Relations Specialist... Kathryn Quirk

## Legal

EV/FSG Corporate Strategy & General Counsel ..... Ed Weiss  
 SVP/Special Counsel & Government Affairs ..... David Friedman  
 VP/Club Counsel ..... Elaine Steward  
 Legal Counsel & Director of Legal Operations ..... Mandy Petrillo  
 Executive Assistant ..... Samantha Barkowski

## Ticketing, Fenway Enterprises, Fenway Concerts

SVP/Ticketing, Fenway Events & Concerts ..... Ron Burgarmer

### Ticketing

VP/Ticketing ..... Richie Beaton  
 VP/Ticket Services & Operations ..... Naomi Calder  
 Director of Ticket Services ..... Jenean Rombola  
 Assistant Director of Ticketing, Season Ticket Services ..... Joe Matthews  
 Manager of Ticket Services ..... Ben Dorman  
 Manager of Ticket Accounting & Operations ..... Sean Carragher  
 Manager of Ticket Fulfillment & Systems ..... Peter Fahey  
 Senior Account Executive, Season Ticket Holder Services .....  
 ..... Mike Cometa  
 Season Ticket Holder Account Executives ..... Nicole Alcone,  
 ..... Sarah Clark, Sean Desmond, Tarah Mahoney,  
 ..... Katie Shanahan, Amanda Zanni

Ticket Services Associates ..... William Fallon, Jamee Golub,  
 ..... Elyse Matsumoto, William Ricci, Cameron Wilcox  
 Ticket Operations Assistant ..... Lisa Lindsay

### Ticket Sales

VP/Ticket Sales ..... William Droste  
 Senior Manager of Premium Sales & Services ..... Brendan Hankard  
 Senior Manager of Red Sox Sales Academy ..... David Baggs  
 Senior Manager of Group Sales ..... Carl Grider  
 Senior Account Executive, Premium Sales ..... Allison Buccia  
 Account Executive, Premium Sales ..... Kyle Raynor  
 Premium Sales Services Coordinators ..... Casey Devane, Marc Llanto  
 Manager, Group Sales Special Events ..... Travis Pollio  
 Senior Account Executive, Group Sales ..... Matthew Labossiere  
 Group Sales Representatives ..... Jacob Levine, Matt Tieri  
 Account Executive, Premium Season Ticket Sales... Peter Quattromani  
 Academy Sales Coordinator ..... Rachel Shor  
 Inside Sales Representatives ..... Gennifer Davidson, Eric Finley,  
 ..... Mac Jacobson, Eli Kaufman, Sandor Kopitz,  
 ..... Chris Mele, Ben Morse, Tiffany Philyaw,  
 ..... Scott Sewall, Katherine Sullivan

### Fenway Enterprises

VP/Fenway Park Events ..... Carrie Campbell  
 Director, Mascot Program ..... Chris Bergstrom  
 Assistant Director of Event Sales ..... Haley McNearney  
 Assistant Director of Event Services ..... Kate Page  
 Senior Manager of Event Sales ..... Taylor Grinnell  
 Event Sales Manager ..... Kristyn Kerkerian  
 Event Services Managers ..... Megan Berninger, Julio Jeune

### Fenway Concerts

SVP/Fenway Concerts & Entertainment ..... Larry Cancro  
 Senior Manager of Fenway Concerts & Entertainment ..... Beth Krudys

## Marketing, Creative Services & Communications

SVP/Chief Marketing Officer ..... Adam Grossman  
 Senior Advisor to the President ..... Dr. Charles Steinberg  
 Special Assistant to the Chief Marketing Officer ..... Zach Markell

### Marketing

Senior Director, Marketing and Broadcasting ..... Colin Burch  
 Senior Manager, Fan & Youth Engagement ..... Adam Whitfield  
 Marketing & Promotions Coordinator ..... Steve Oliveira  
 Social Media Coordinator ..... Kelsey Dherty

### Creative Services

Director of Creative Services & Content ..... Tim Heintzelman  
 Director of Publications ..... Debbie Matson  
 Senior Manager of Photography ..... Mike Ivins  
 Staff Photographer ..... Billie Weiss  
 Integrated Graphic Designer ..... Marissa McClain

### Communications

Senior Director of Corporate Communications ..... Zineb Curran  
 Senior Director of Media Relations ..... Kevin Gregg  
 Manager of Media Relations & Baseball Information .....  
 ..... Jon Shestakofsky  
 Manager of Media Relations ..... Abby DeCiccio  
 Media Relations Coordinator ..... Justin Long  
 Media Relations Assistant ..... Chris Gilligan  
 Media Relations Assistant/Translator ..... Daveson Perez

## Human Resources & Administration

SVP/Human Resources ..... Amy Waryas  
 Senior Director of Human Resources ..... Mike Danubio  
 Director of Benefits & Compensation ..... Jean McGurl  
 Senior HR Analyst ..... Peter Racine  
 HR Specialist ..... Kara Buckley  
 HR Operations Specialist ..... Brad Hanovich  
 Receptionist ..... Brenna Peterson  
 Office Coordinator ..... Travis Patterson

## Finance, Strategy & Analytics

SVP, Finance & Strategy, & Analytics ..... Tim Zue

### Finance

SVP/Chief Financial Officer ..... Steve Fitch  
 Financial Advisor to the President ..... Jeff White  
 Senior Director of Finance ..... Ryan Oremus  
 Director of Financial Planning & Operations ..... Ryan Scafidi  
 Senior Manager of Payroll & Administration ..... Cathy Fahy  
 Accounting Manager ..... Courtney Campbell  
 Senior Payroll Administrator ..... Mauricio Rosas  
 Financial Analyst ..... Rob Winter  
 Staff Accountant ..... Daniel Wall  
 Accounts Payable ..... Tina Young  
 AR/AP Specialist ..... Keith Brouillard

### Strategy & Analytics

Senior Manager, Business Development ..... Kurt Zwald  
 Manager of Business Analytics ..... Jonathan Hay  
 Specialist, Business Development ..... Anne Marie Row

## Executive Administration

Special Assistant to the Principal Owner ..... Sylvia Moon  
 Special Assistant to the President ..... Stephen Kelley  
 Executive Assistants .....  
 ..... Jamie Doron, Brienne Hart, Fay Scheer, Caitlin Sullivan

## Red Sox Foundation

Honorary Chairman ..... Tim Wakefield  
 Executive Director, Red Sox Foundation ..... Gena Borson  
 Assistant Director of Operations & Programs ..... Rico Mochizuki  
 Assistant Director of Marketing & Development ..... Justin Prettyman  
 Manager of Accounting ..... Marisa Roncevech  
 Manager of Ron Burton Training Facility ..... Ron Burton  
 Programs Manager ..... Tyler Petropoulos  
 Red Sox Foundation Coordinator ..... Mick Blume  
 Development & Events Coordinator ..... Grant Schonberg  
 Fellow ..... Lidia Zayas

# Fenway Sports Group

Fenway Sports Group, the parent company of the Boston Red Sox, is one of the largest sports, media and entertainment companies in the world. Beyond the Boston Red Sox, Fenway Sports Group's portfolio of companies include: Liverpool FC, an English Premier League football club; Fenway Sports Management, a sales and marketing company; an 80% stake in New England Sports Network (NESN), a regional sports television network; and a 50% joint venture with Jack Roush in Roush Fenway Racing, a NASCAR racing team. Fenway Sports Group also owns two of the most iconic venues in sports: Fenway Park, home of the Boston Red Sox, and Anfield, home of Liverpool FC. Originally conceived as New England Sports Ventures in 2001 (NESV), Fenway Sports Group is led by Principal Owner John Henry, Chairman Tom Werner, and President Mike Gordon, with additional ownership interests held by a select number of other investors.



# Fenway Sports Group

John W. Henry ..... Principal Owner  
 Thomas C. Werner ..... Chairman  
 Michael Gordon ..... President  
 Ed Weiss ..... EVP/Corporate Strategy & General Counsel  
 Senator George Mitchell ..... Senior Advisor  
 David Ginsberg & Phillip H. Morse ..... Vice Chairmen  
 Greg Morris ..... SVP/Finance & Administration  
 Gordon Edes ..... Strategic Communications Advisor & Red Sox Historian

## FSG Partners

Theodore Alfond	David Ginsberg	Seth Klarman	Arthur E. Nicholas	Jeffrey Vinik
William Alfond	Michael Gordon	Larry Lucchino	Bruce Rauner	Herb Wagner
Thomas R. DiBenedetto	John W. Henry	Henry McCance	Frank Resnek	Thomas C. Werner
Michael Egan	John A. Kaneb	Phillip H. Morse	Martin Trust	

## FSG Properties

Boston Red Sox ..... Sam Kennedy, President  
 Fenway Sports Management ..... Mark Lev, Managing Director  
 Liverpool Football Club ..... Ian Ayre, CEO  
 New England Sports Network ..... Sean McGrail, President/CEO  
 Roush Fenway Racing ..... Jack Roush, Co-Owner



**John W. Henry**



**Thomas C. Werner**



**Michael Gordon**



**Ed Weiss**



**Sen. George Mitchell**



**Theodore Alfond**



**William Alfond**



**Thomas DiBenedetto**



**Michael Egan**



**David Ginsberg**



**Seth Klarman**



**Larry Lucchino**



**Henry McCance**



**Phillip H. Morse**



**Arthur E. Nicholas**



**Bruce Rauner**



**Frank Resnek**



**Martin Trust**



**Jeffrey Vinik**



**Herb Wagner**

**Not Pictured:  
John A. Kaneb**

# Red Sox Ownership



## John W. Henry, Principal Owner

John W. Henry is beginning his 15th season as Principal Owner of the Boston Red Sox, but in one way his relationship to baseball has changed little since he was growing up in rural Arkansas, listening to games broadcast on a Zenith short-wave radio. "I certainly identify with the fans," he said, "because I've been one my entire life." And from December 20, 2001, the day an investment group led by Mr. Henry and Tom Werner bought the Red Sox, he understood the mandate he had inherited.

"Win a World Series? That's not my choice, it's my role, it's my obligation to New England," Mr. Henry said. "That's what I've been charged with. When you bid on the Red Sox, the challenge you're undertaking is nothing short of winning the World Series."

Three World Series titles in a 10-season span – 2004, 2007, and 2013 – have earned the Henry-Werner ownership team a special place in Red Sox history, the franchise having endured an 86-year stretch, beginning in 1918, in which it did not win baseball's ultimate prize. But the quest continues, the team's success only reinforcing Mr. Henry's determination that the Red Sox remain a perennial contender, with the goal of playing meaningful games in October.

In one sense, Mr. Henry says, he is owner by proxy. The true owners, he asserts, are Red Sox fans, those in New England and spread across the country and globally in numbers deserving of the designation, "Red Sox Nation." He sees his role as being a steward of this much-loved baseball team, which entails providing a championship-caliber product on the field while also serving as an involved and committed member of the community.

By any measure, the Red Sox have succeeded on both fronts. The club's winning percentage of .550 ranks third in the American League since the start of the 2002 season, and the Sox have advanced to the postseason seven times in that span. That includes what many regard as the most improbable comeback in professional sports, when the Red Sox lost the first three games of the American League Championship Series in 2004 to the New York Yankees, then won the next four games, becoming the first major league team ever to win a series after trailing, three games to none.

Immediately after taking ownership, Mr. Henry and his partners also founded – and funded – the Red Sox Foundation, which has become the largest and one of the fastest-growing team charities in Major League Baseball. Though a relative newcomer to the New England philanthropic community, it has won numerous awards for its imaginative outreach and impact, including the 2009 national award for "Best Sports Charity" from the Robert Wood Johnson Foundation and the Sports Philanthropy Project. In 2010 it was recognized by Major League Baseball with the inaugural "Commissioner's Award for Philanthropic Excellence" for the Red Sox Scholars program, the foundation's educational cornerstone. Supported through generous donations from Mr. Henry and Mr. Werner and their partners, as well as corporate sponsors and fans attending fund-raising events, the Red Sox Foundation has made a significant impact on the lives of those it serves. To date, it has committed more than \$83 million to health, education, recreation, military, and social service programs primarily benefitting at-risk children and families.

The operation of the club always has been, and will continue to be, a collaborative effort, Mr. Henry maintains. He cites the close relationships he enjoys with Werner, the team's chairman; Larry Lucchino, who was the team's president and CEO for the first 14 seasons; and the team's two newest top executives: Sam Kennedy, who has succeeded Lucchino as club president, and David Dombrowski, who was appointed the President of Baseball Operations last August.

"Tom Werner and I are like brothers," Mr. Henry says. "We talk every day about ideas on how to improve everything from the New England Sports Network to the length of the grass on the field."

With Lucchino, whom Mr. Henry described as "my role model when it comes to baseball executives," moving into an emeritus role, Kennedy became president on October 16.

"Since 2012, we have known that it would be a natural transition for Sam to succeed Larry when he was ready to relinquish the reins," Mr. Henry said. "Tom and I feel fortunate that there is an obvious and strong successor within our organization."

With Dombrowski's appointment last August 18, Mr. Henry renewed a relationship that has its roots in Florida, where Dombrowski served as general manager when Mr. Henry owned the Florida Marlins.

"I have known Dave very well for a long time," Mr. Henry said. "Tom and I have no doubts that Dave is the right person to strengthen our baseball operations group going forward."

Mr. Henry has garnered a wealth of experience – and multiple championship rings – at three different levels in his 28 years in baseball at an ownership level. Prior to purchasing the Red Sox, he was chairman and sole owner of the Marlins. He also was a limited partner of the New York Yankees, and chairman and majority owner of the Tucson Toros of the Triple-A Pacific Coast League. Mr. Henry also formed a co-ownership with Boca Raton, FL attorney Don Sider in the West Palm Beach Tropics of the Senior Professional Baseball League. The Tropics, managed by former Red Sox manager Dick Williams, posted a league-best 52-20 record in his one-year ownership, led by Hall of Famer Rollie Fingers and All-Stars Toby Harrah, Dave Kingman, Mickey Rivers, and Al Hrabosky.

A pioneering trader of commodities futures, for more than 34 years Mr. Henry has served as chairman of John W. Henry & Company, Inc., which he founded in 1981. He has served on the Board of Directors of the Future Industry Association, National Association of Futures Trading Advisors and the Managed Futures Trade Association. He was elected to the Futures Industry Association's Hall of Fame as a recognized leader in alternative asset financial product innovation.



Mr. Henry is Principal Owner of Fenway Sports Group, formerly New England Sports Ventures (NESV). On October 15, 2010, Fenway Sports Group acquired 100% of Liverpool Football Club (LFC), one of the world’s most historic sporting institutions. Fenway Sports Group owns a portfolio of companies that includes LFC, the Boston Red Sox, New England Sports Network, Fenway Sports Management, and Roush Fenway Racing. In October 2013, Mr. Henry purchased the Boston Globe. With the purchase, Mr. Henry became the third owner in the history of the Boston Globe, which is the largest newspaper in New England. In January 2014, Mr. Henry became the ninth publisher of the Boston Globe.

Born in Quincy, Illinois, Mr. Henry spent most of his childhood on the family farm in Forrest City, Arkansas, where his father raised soybeans, corn and wheat. A Cardinals fan who grew up listening to Harry Caray, Jack Buck and Joe Garagiola on the radio, Mr. Henry was 9 when he saw his first major league game at Sportsman’s Park in St. Louis – the very city where he would see his own Boston Red Sox win the World Series in 2004.

“I love to listen to and interact with fans,” Mr. Henry said. “Perhaps not every fan can identify with me, but I think I can identify with most of them because I’ve been a passionate baseball fan all my life. I know that even the best baseball team cannot win every night, but I want to make sure our fans win every night – that they enjoy as many aspects of our game, our tradition, and the Fenway experience as they can. If they don’t, I want to know why and see what I can do to address their concerns immediately. It is the New England fans and their representative media that have created the romance, mystique, and passion that we all feel when the words ‘Boston Red Sox’ are spoken.”

**RED SOX OWNERSHIP HISTORY**

Charles W. Somers	1901-02
Henry J. Killilea	1903-04
John I. Taylor	1904-11
James R. McAleer	1912-13
Joseph J. Lannin	1913-16
Harry H. Frazee	1917-23
J.A. Robert Quinn	1923-33
Thomas A. Yawkey	1933-76
Jean R. Yawkey	1976-77
Jean R. Yawkey:	1978-80
Haywood Sullivan, Edward G. LeRoux Jr.	
Jean R. Yawkey Trust:	1981-86
Haywood C. Sullivan, Edward G. LeRoux Jr.	
Jean R. Yawkey Trust:	1987-93
Haywood Sullivan	
Jean R. Yawkey Trust	1994-2002
The Henry-Werner Group	2002-present



## Ownership, Continued



### Thomas C. Werner, Chairman

Red Sox chairman Tom Werner, who has been involved in Major League Baseball for more than 25 years and whose love for the Red Sox spans nearly five decades, has played a vital role in the team's success on the field, the saving and renovating of Fenway Park, and its difference-making impact in the community. The respect Werner has engendered among his fellow owners was reflected in 2015, when he was nominated to be Commissioner of Baseball, his ideas for growing the game widely praised.

A highly successful television executive, Werner entered baseball as leader of the ownership group that purchased the San Diego Padres in 1990, and served as majority owner until December 22, 1994. Werner subsequently joined forces with Principal Owner John W. Henry and President/CEO Larry Lucchino to acquire the Red Sox, the only bidders that made saving Fenway Park a cornerstone of their proposal. Together, they and their partners won the right to buy the team on December 20, 2001 and completed the purchase on February 27, 2002. Three years later, after substantial improvements to the ballpark, Werner, Henry and Lucchino on March 23, 2005 pledged their long-term commitment to Fenway Park, inspiring major investment in the surrounding neighborhood and sparking a remarkable transformation. Because of their vision, Fenway Park in 2012 became the first ballpark to celebrate its 100th anniversary, and with nearly \$300 million in renovations, its viability as "America's Most Beloved Ballpark" has been assured for years to come. On October 30, 2013, the Red Sox won their third World Series title since Werner became chairman, the first in 95 years in which the clinching game was played at Fenway Park.

The team's on-field success has been accompanied by its determination to play a meaningful role in the community. Werner was instrumental in establishing and overseeing the Red Sox Foundation, which to date has committed more than \$83 million to benefit the people of New England and is recognized as a model program for charitable organizations. A particular point of pride is the Home Base Program. Inspired by the team's visits to Walter Reed Medical Center as an adjunct to their World Series ceremonies in the White House, Werner helped create Home Base, which is a partnership between the Red Sox Foundation and Massachusetts General Hospital. The Home Base Program heals the less-visible wounds of war by connecting Iraq and Afghanistan veterans and their families to world-class care. Home Base has provided care and support for over 1,000 veterans, trained over 10,000 clinicians, and conducts research to treat, diagnose, and prevent post-traumatic stress disorder and traumatic brain injuries. Because of his leadership with the foundation and the Home Base Program, Werner was honored with the United States Army's Outstanding Civilian Service Award on October 30, 2014.

The Red Sox Foundation also is a major benefactor of the Jimmy Fund, whose legendary partnership with the Red Sox celebrated its 60th anniversary in 2013. Under the current ownership group, the club created the annual Red Sox/Jimmy Fund radio telethon on WEEI and NESN, which has raised over \$40.5 million since its inception, and launched title sponsorship of the Pan-Mass Challenge.

Like so many Red Sox fans of his generation, Werner's infatuation with the Red Sox began in 1967, when as a freshman at Harvard, the New York native was caught up in the team's "Impossible Dream" journey to the World Series. He fell hard, both for the Red Sox, and Fenway Park. For his Visual Studies class at Harvard, he created a documentary about Fenway, a project that presaged a phenomenally successful career that has included his enshrinement in the Television Academy Hall of Fame. Embodying the values of integrity and quality, Werner and his partner, Marcy Carsey, have helped create such popular series as "The Cosby Show," "A Different World," "Roseanne," "Third Rock From the Sun," "Cybill," "Grace Under Fire," and "That '70s Show." The Carsey-Werner partnership is widely regarded as the most successful independent television production company in the history of the medium. Before starting Carsey-Werner, which is credited with almost 2,000 hours of quality television, the duo worked for ABC television when they discovered Robin Williams in a comedy club and launched his career in "Mork and Mindy." They also provided opportunities to such talents as Tom Hanks ("Bosom Buddies"), Billy Crystal ("Soap"), Danny Devito, and Tony Danza (both in "Taxi"). Werner currently is producing "Survivors Remorse," the critically acclaimed hit airing on the Starz network, a venture in which he has partnered with NBA superstar LeBron James.

In addition to his membership in the Television Academy Hall of Fame, Werner (born April 12, 1950) received the Lifetime Achievement Award from the Producers Guild of America. His company has earned 24 Emmy Awards, 11 People's Choice Awards, and numerous Golden Globes, Humanitas Prizes, and Peabody Awards. In 2000, Werner, Carsey, and their partner Caryn Mandabach joined forces with Geraldine Laybourne and Oprah Winfrey to start Oxygen, a 24-hour cable channel serving the modern woman. Acquired by NBC in late 2007, Oxygen is one of the fastest-growing cable networks ever, now in almost 65 million homes. Since 2001, when Werner and his partners purchased the Red Sox, Fenway Park, and 80% of the New England Sports Network, NESN has become a highly acclaimed model for regional sports networks throughout the country, the first to broadcast major league baseball games in high definition. Werner has long immersed himself in the work of Major League Baseball, serving as a member of the Executive Council, and was a leader in the establishment of the Wild Card, of which the 2004 club was an historic beneficiary. Werner also presently serves on Major League Baseball's Business and Media Board and the Competition Committee Board. In January, 2013, for his leadership and dedication to the game, Werner received the Dave Winfield Humanitarian Award from the Professional Baseball Scouts Foundation at the organization's annual "In the Spirit of the Game" Sports and Entertainment Spectacular. Werner spends much of the year in Boston, where he has a residence. He has served on many boards, including the White House Fellows Commission and the Ron Brown Scholar Program. He currently serves on the Crossroads School Board and the Board for After School All Stars, a program helping more than 92,000 at-risk youth engage in after school activities.



**David Ginsberg, Vice Chairman**

Mr. Ginsberg provides financial consulting services to Fenway Sports Group (FSG) principally related to debt strategy, including structuring and negotiating financing transactions and managing FSG’s relationships with its lenders. Mr. Ginsberg became Vice Chairman of the Red Sox upon the club’s acquisition on February 27, 2002. He is also Vice Chairman of Fenway Sports Group, the holding company that owns the Red Sox, New England Sports Network (NESN), Liverpool Football Club (LFC), and indirectly 50% of Roush Fenway Racing (RFR). In addition, he is Vice Chairman of LFC. Mr. Ginsberg rejoined Raptor Group, where he had worked previously, in October 2015 as a Managing Director.

Mr. Ginsberg is also a member of the Overseers Board of the Red Sox Foundation and the MGH Home Base Program, which is dedicated to improving the lives of veterans of the Afghanistan and Iraq wars who suffer from deployment related stress and traumatic brain injury.

From 2002-10, Mr. Ginsberg headed up the FSG finance committee and provided advice and assistance to Principal Owner John Henry, Chairman Tom Werner, and President/CEO Larry Lucchino on business, financial, and investment banking issues. He was primarily responsible for arranging and managing FSG’s credit facilities and in determining FSG’s interest rate strategy. Ginsberg played an integral role in the analysis, financing, negotiation, and execution of the acquisitions of the Red Sox, NESN, LFC, RFR, and the sale of the Florida Marlins. He had previously been Vice Chairman of the Marlins starting in 1999.

Subsequent to FSG’s acquisition of LFC at the end of 2010, Mr. Ginsberg became Vice Chairman of LFC and joined FSG on a full time basis through the end of 2014. Ginsberg was primarily responsible for the ongoing and close oversight of LFC’s financial activities. Ginsberg was also primarily responsible for arranging and negotiating all FSG credit facilities and overseeing interest rate and currency hedging strategies, interactions with lenders and other major financial institutions, merger and acquisition activities and was the point-person primarily responsible for coordinating FSG’s real estate strategy and transactions. Ginsberg was also a member of the Board of Directors of RFR.

Mr. Ginsberg was a Managing Director and a Founding Partner of Raptor Group Holdings from 2009-10, an investment management company. From 2006-08 he was the Managing Director of the Special Opportunities Group at Tudor Investment Corp. He served as the Special Advisor to the Chairman and as a Director at John W. Henry & Company (JWH) beginning in 1999 until June 2002. Prior to the Marlins and JWH, Mr. Ginsberg was a private investor and consultant. At Global Asset Management (GAM) in London, he started and served as the Managing Director of the Multi-Manager Group, from its inception in 1989 until 1995. Prior to joining GAM, he was Vice President in charge of the Mergers and Acquisitions Advisory Group at the National Westminster Bank USA, where he began his career as a corporate lender in 1981.

A native of Winthrop, MA, Mr. Ginsberg graduated from the Northfield Mount Hermon School and received a BA from Kenyon College. He later received an MBA with a concentration in finance from the Boston University Graduate School of Management.



**Phillip H. Morse, Vice Chairman**

Phillip Morse was named Vice Chairman in 2004 and has been a partner in the Boston Red Sox since 2002. Morse grew up in Danvers, MA and has two brothers living in the Boston area. He attended the University of Maine and played baseball for the Black Bears. Upon graduation in 1964, Morse was hired by Liberty Mutual Insurance Company in Boston. In late 1966, he worked in sales for a Glens Falls, NY-based small medical device company. In 1969, Morse founded North American Instrument Corporation, a company focused on the development, manufacturing and sales of the first transparent fluid delivery system for coronary angiography, the Morse Manifold. By 1994, the firm had grown into NAMIC U.S.A. Corporation, an 800-employee designer and manufacturer of a wide array of medical devices for interventional cardiology and radiology. NAMIC made an initial public offering in 1991, and established operations in the Commonwealth of Puerto Rico in 1992 and in the Republic of Ireland in 1993. Morse served as NAMIC’s Chairman until its sale to Pfizer, Inc. in 1995. Today, NAMIC U.S.A. is a member of the Anglo Dynamic’s family and after more than 40 years, the Morse Manifold continues to be used in more than 70 percent of all cardiac catheterization procedures.

After retiring from NAMIC in 1995, Morse founded Heritage Creations, Inc., a group of companies dedicated to providing premium quality products and services to premier private, public and resort golf courses, clubs and golf pro shops worldwide.

Morse retired from the board of directors of Evergreen Bank, a division of Banknorth, N.A., and was a former director of The Business Council of New York State, Inc. He is a generous contributor to numerous medical, athletic and educational charities, having made a gift of an artificial turf stadium field to the University of Maine. In a combined effort with his friend, the late Harold Alfond, a former Red Sox partner, his alma mater now has an outstanding athletic facility in which to play football, soccer, and lacrosse. In 2005, Morse turned 43 acres of woodlands in Glens Falls, NY into an athletic complex with a field house, nine tennis courts, two baseball fields, three softball fields, four fields for soccer and lacrosse and donated it to Glens Falls High School.

The Morses, who live in Jupiter, FL, have three daughters all of whom live or work in Boston and the surrounding communities. With a growing number of grandchildren, now a total of seven, the Morses remain busy dividing their time between Boston, Wells (ME), Lake George (NY), and Florida.

# Club Executives



## Sam Kennedy, President

Sam Kennedy became President of the Boston Red Sox on October 16, 2015, succeeding President/CEO emeritus Larry Lucchino. As President, Kennedy has oversight over the club and its operations. In addition to his Red Sox role, Kennedy is also President of Fenway Sports Management (FSM).

A native of Brookline, MA who grew up within walking distance of Fenway Park, Kennedy, 42, joined the Red Sox as Vice President of Corporate Partnerships in 2002. He was among the first wave of executives the current ownership group brought to Boston from the San Diego Padres, where Kennedy had worked the previous six years. Kennedy immediately distinguished himself, playing a key role in the revitalization of the Red Sox brand and

the dramatic growth of the team's financial base through the creation of new revenue streams. Kennedy was also intimately involved in the preservation and transformation of Fenway Park and the transformation of the ballpark experience.

Prior to assuming the role of club President, Kennedy served as Executive Vice President/Chief Operating Officer from September 2009 to October 2015. While in that post, he oversaw the team's general business matters including ticketing (sales, operations and service), corporate sponsorship, broadcasting, marketing, social media, advertising, Fenway Enterprises (non-baseball activities at Fenway Park), and all client services.

One of Kennedy's proudest accomplishments is the wide range of fans that have experienced Fenway Park's unique charm due to the expansion of entertainment offerings at the ballpark including concerts, ice hockey games, and soccer matches featuring the iconic Liverpool Football Club. The 2015 Winter Season at Fenway Park epitomized the possibilities for the 104 year old ballpark. The "off-season" started in November when Fenway Park played host to the "Shamrock Series," a college football game between the University of Notre Dame and Boston College and culminated in February with "Big Air," a ski and snowboarding spectacle featuring a 140-foot ramp that loomed high above the ballpark's light towers. In between those events, the Winter Season featured four traditional Thanksgiving High School Football games and brought the Irish sport of hurling to Fenway for the first time in over 60 years.

In 2004, Kennedy helped create Fenway Sports Management, formerly Fenway Sports Group, which has emerged as one of the most well respected international sports sales and representation agencies in its 11-year history. FSM is one of the portfolio of companies owned by Fenway Sports Group, which includes the Boston Red Sox, Liverpool Football Club (LFC), an 80% stake in the New England Sports Network (NESN) and 50% of Roush Fenway Racing (RFR). As FSM's President, Kennedy oversees all aspects of the operations featuring a client roster that includes the Red Sox, LFC, NESN, RFR, Boston College, Major League Baseball Advanced Media, the Deutsche Bank Championship, and NBA superstar LeBron James.

Kennedy, who was classmates at Brookline High School with former Red Sox General Manager and current Chicago Cubs President of Baseball Operations Theo Epstein, began his career in baseball in 1993, when he was an intern in the ticket department of the New York Yankees. In 1996, he was hired by his mentor, Larry Lucchino, at the San Diego Padres. As the Padres Executive Director/Corporate Partnerships and Broadcasting, he tripled sponsorship revenues in a six-year span. Kennedy also played an integral role in securing financing and developing the sales and marketing strategy for Petco Park, the Padres' downtown ballpark.

In October 2007, Kennedy was named one of the Boston Business Journal's 40 under 40 Award recipients, which recognizes 40 of Boston's best and brightest young professionals. In 2008, 2010, and 2013, Kennedy was selected as one of Sports Business Journal's Forty under 40 Award recipients and inducted into the publication's Hall of Fame. This national honor placed him in the company of the most influential and creative young professionals in the business of sports.

A former captain of the baseball team at Brookline High and member of the ice hockey team, Kennedy graduated from Trinity College (CT) in 1995. Kennedy currently serves on the board of the Wellesley Youth Hockey Association and The Greater Boston Chamber of Commerce. Kennedy also has served as a volunteer hockey coach for the past eight years.

Kennedy and his wife of 17 years, Amanda, reside in Wellesley, MA, with their 12-year-old son, Jimmy, and 11-year-old daughter, Ally.



### David Dombrowski, President of Baseball Operations

David Dombrowski was named as President of Baseball Operations for the Boston Red Sox on August 18, 2015. In this role – newly created by the organization – he is responsible for all baseball matters for the club.

A distinguished and experienced baseball executive, Dombrowski arrived in Boston with nearly 40 years of service in Major League Baseball.

Most recently, he served as President, CEO & General Manager of the Detroit Tigers from November 5, 2001 until August 4, 2015. During his tenure in Detroit, which spanned 14 seasons, his teams reached the Postseason five times: first as the American League Wild Card winner in 2006, which snapped an 18-year playoff drought for the organization, and again with a franchise-record four consecutive AL Central Division titles from 2011-14. Detroit captured the AL pennant twice in that time frame, in 2006 and in 2012, with the former marking the team's first trip to the World Series since 1984. His 2013 club was eliminated by the Red Sox in a thrilling six-game league championship series.

Prior to his time with the Tigers, Dombrowski spent 10 years as General Manager for the Florida Marlins. His tenure there began in September of 1991 when was hired as the franchise's first-ever Executive Vice President and General Manager. While at the helm in South Florida, Dombrowski constructed the Marlins team that won the World Series title in 1997, just their fifth year of existence. Starting from their inaugural season in 1993 through 1997, the Marlins increased their winning percentage year over year, becoming the first-ever expansion team to do so. It was in Miami that Dombrowski first worked with current Red Sox Principal Owner John Henry, who was the Marlins Chairman and sole owner from January 1999 until February 2002. In 1998, the Marlins were honored by USA Today as Organization of the Year.

Before landing with the Marlins, Dombrowski served the Montreal Expos for parts of five years (December 1986-September 1991) in a variety of front office roles including Director of the club's minor league system, Assistant General Manager, Vice President of Player Personnel, and General Manager. He was 32 years old at the time of his appointment to General Manager prior to the 1990 season, the youngest chief baseball official in the major leagues at the time. Following the 1990 season, he was recognized as the UPI Major League Executive of the Year, and Baseball America acknowledged the Expos as Organization of the Year in both 1988 and 1990.

It was with the Chicago White Sox that Dombrowski received his first baseball experience in 1978 under the tutelage of long-time baseball executive Roland Hemond. Dombrowski spent four seasons working in the minor league and scouting department and in the player development department of the White Sox before being named Assistant General Manager under Hemond in November 1981. He eventually was named Vice President of Baseball Operations for the club in December of 1985.

In addition to his extensive accomplishments relating to on-field baseball performance, Dombrowski has also been involved in areas off the field around the game. In April of 2013, former Commissioner Allan H. (Bud) Selig named him chairman of the Commissioner's On-Field Diversity Task Force, which addresses the talent pipeline that impacts the representation and development of diverse players and on-field personnel in Major League Baseball, particularly African-Americans. While with the Tigers, also in 2013, he accepted the Commissioner's Award for Philanthropic Excellence on behalf of the club for their Anti-Bullying community program.

Throughout his career, Dombrowski has received numerous awards for his achievements in baseball. Among them are the 2012 John Schuerholz Award given at that year's General Managers meetings honoring 25 years of service as a GM. He was a co-recipient of The Sporting News' Executive of the Year Award with Milwaukee Brewers GM Doug Melvin in 2011 and received the Andrew "Rube" Foster Award the same year presented by the Negro Leagues Baseball Museum as AL Executive of the Year. He was named Executive of the Year in 2006 by Baseball America, and Sports Executive of the Year at the 10th annual March of Dimes National Athletic Awards dinner in February 1998.

In January 2012, he was inducted into the Lou Boudreau Hall of Fame by the Pitch & Hit Club of Chicago.

A native of Chicago, IL, Dombrowski is a graduate of Richards High School in Oak Lawn, MI. He attended Cornell University – where he played football – for one year, but later transferred to Western Michigan University where he earned a degree in business administration in 1979. His alma mater recognized him with its Distinguished Alumni Award in 1998.

Dombrowski and his wife, Karie, live in suburban Boston with their daughter, Darbi, and son, Landon.

## Club Executives, Continued



### Larry Lucchino, President/CEO Emeritus

Larry Lucchino served as Red Sox' President/CEO during an historic 14-year period through 2015, in which the club won three World Series, saved and enhanced Fenway Park, established the Major League Baseball record for consecutive sellouts, and created the Red Sox Foundation, a philanthropic powerhouse. Now also Chairman of the Pawtucket Red Sox, Lucchino and the late Jim Skeffington assembled a group that in 2015 purchased Boston's longtime Triple-A affiliate.

After serving as the President and CEO of the Baltimore Orioles (1988-93) and the President and CEO of the San Diego Padres (1995-01), Lucchino was instrumental in bringing together Principal Owner John W. Henry, Chairman Tom Werner, and their partners, who purchased the Red Sox, Fenway Park, and 80 percent of NESN in December, 2001. The purchase closed February 27, 2002.

Committing to "field a team worthy of the fans' support," the Red Sox in his tenure played October Baseball seven times. Vanquishing the proverbial "Curse of the Bambino," the 2004 club did what had never been done before—overcoming a 3-0 deficit, against no less than the archrival New York Yankees, whom Lucchino dubbed "the Evil Empire,"—to win the pennant and then sweep the St. Louis Cardinals to win the club's first World Series since 1918—after an agonizing 86-year wait. The World Champions of 2007 and 2013 also etched in stone this historic era, with the latter club helping to heal a wounded city after the Boston Marathon bombings to embody the strength and resilience that supported the new phrase, "Boston Strong."

After revolutionizing ballpark ambiance and architecture by creating Oriole Park at Camden Yards, which fulfilled his pioneering vision of a traditional, intimate, old-fashioned downtown ballpark with modern amenities, Lucchino then spearheaded the political and design efforts that created Petco Park in San Diego. More than a ballpark, Petco fulfilled its promise as a catalyst for redevelopment in downtown San Diego.

With the experience of Camden Yards and Petco Park, he was instrumental in conceiving and executing ten years of major improvements to Fenway Park that preserved, protected, and enhanced "America's Most Beloved Ballpark." Once again, a ballpark revitalized a now-vibrant neighborhood.

Each of the other groups that vied to buy the Red Sox in 2001 intended to abandon or demolish the ballpark.

With aggressive marketing throughout New England and the global fan base called "Red Sox Nation," the club connected with its fans, who sold out every game (820 straight) from May 15, 2003 through April 8, 2013. The club set franchise attendance records in eight of his 14 seasons.

Lucchino has served on several MLB committees, including the Commissioner's Blue Ribbon Task Force on Baseball Economics and the International Committee, of which he is chairman.

Saying his franchises "had a foreign policy," Lucchino arranged for his Padres to play baseball's first regular season games in Mexico (1996) and Hawaii (1997) and pioneered a ground-breaking relationship in Japan with the Chiba Lotte Marines (1997). Returning to Mexico in 1999, he helped establish baseball's first International Opener in Monterrey. In 2008, he led the Red Sox' first trip to Japan, where they opened the season. Lucchino was also an early and active supporter of the World Baseball Classic.

Born in Pittsburgh, Lucchino was an All-City League basketball player and second baseman on the Pittsburgh city championship baseball team. He graduated with honors from Princeton University and then graduated from Yale Law School. At Princeton, he was a member of two Ivy League championship basketball teams. Lucchino holds honorary degrees from Suffolk University, Boston University, Bryant University, New England School of Law, Anna Maria College, Palomar College, the University of Massachusetts (Boston), and Bentley University.

In 1974, he joined Williams and Connolly, the law firm founded by his mentor, friend, legendary sportsman, and trial attorney Edward Bennett Williams. He became a partner in 1978 and specialized in sports law and litigation. He was general counsel to the Washington Redskins, of which Williams was president and part owner, and was a member of their Board of Directors from 1979 to 1985. When EBW bought the Orioles on August 2, 1979, Lucchino became vice president/general counsel. EBW named him president in May 1988, to rebuild the club's baseball and business operations. Lucchino was an owner and President/CEO of the Orioles from 1989 until the club was sold at the end of the 1993 season, and of the Padres from December, 1994 to 2002.

The avid sportsman has the unique distinction of earning World Series rings (Orioles, '83; Red Sox, '04, '07, '13), a Super Bowl ring (Redskins, '83), and a Final Four watch (Princeton, '65). Lucchino has been active in numerous civic and charitable efforts, particularly in the research and treatment of cancer. He is a board member and served as the co-chair of the Dana-Farber Cancer Institute's \$1 billion "Mission Possible" Capital Campaign, which reached its goal in 2009, and is on the board of Special Olympics International.

In recognition for "long and meritorious service to baseball" over three decades in the game, Lucchino received the Judge Emil Fuchs Award from the Boston chapter of the Baseball Writers' Association of America at their 72nd annual awards dinner in January 2011. Lucchino was inducted into the Pennsylvania Sports Hall of Fame in May 2012, the National Italian-American Sports Hall of Fame and the Taylor Allderdice High School Hall of Fame in November 2013, and was elected to the Boston Red Sox Hall of Fame in October 2015.



### Jonathan Gilula, Executive Vice President/Business Affairs

Jonathan Gilula has served as Executive Vice President/Business Affairs since October 2009. In 2016, Gilula enters his 19th season in Major League Baseball and 14th as a member of the Boston Red Sox organization. Gilula oversees all business operations for the club including: ballpark operations, event operations, fan services, game entertainment, video production, information technology, special events, and Florida business operations. He also manages the relationships between the Red Sox and key business partners, such as Aramark, Fenway Park's concessionaire, and Twins '47, the operator of the Official Red Sox Team Store.

Gilula has played a key management role in the club's effort to preserve and protect Fenway Park, which celebrated its 100th Anniversary in 2012. During the 10-year major annual improvement process that began in 2002 and was formally completed in 2011, the team added capacity, created space for new fan-friendly features and amenities, and improved the infrastructure both within and around the ballpark. Such projects include the Green Monster Seats, the Right Field Roof, the EMC and State Street Pavilion levels, and the installation of state-of-the-art High definition video displays and scoring systems.

Gilula has also assisted with the coordination of the club's real estate activities, which have focused on ensuring that development activities in the surrounding Fenway neighborhood are complementary to the ballpark. To that end, he has negotiated agreements that have resulted in the addition of popular year-round restaurants such as Game On! and the Bleacher Bar.

Gilula is an active participant in the planning and implementation of non-traditional, ancillary uses of Fenway Park that have resulted in a series of popular and historic events over the past 14 years. Such events have included: a schedule of sold-out annual summer concerts, most recently Billy Joel, James Taylor, Zac Brown and Foo Fighters in 2015; several outdoor ice hockey games highlighted by the 2010 Bridgestone NHL Winter Classic and Frozen Fenway college games in 2010, 2012 and 2014; and the return of soccer with three exhibition games since 2010, the most recent of which a sold out match between internationally renowned Liverpool Football Club and A.S. Roma in July, 2014. During the 2015-2016 off-season Gilula played a vital role in the preparation and execution of three very distinctive events at Fenway Park. On November 21, 2015, Notre Dame played Boston College in Notre Dame's annual Shamrock Series football game in front of a sell-out crowd, the first football game played at Fenway Park since 1968. One day later the classic Irish game of hurling made a triumphant return to Fenway Park after more than 60 years as the ballpark played host to the AIG Fenway Hurling Classic and Irish Festival that featured an exhibition match between Dublin and Galway. And finally, in February, 2016 the Red Sox partnered with the U.S. Ski and Snowboard Association to host Polartec Big Air at Fenway, where some of the world's top skiers and snowboarders competed in an officially sanctioned US Grand Prix Tour event on a 140-foot high, 430foot long snow ramp constructed on the playing field towering high over the Green Monster.

Gilula oversaw the design, construction and business planning of JetBlue Park at Fenway South, the Red Sox Spring Training and player development complex in Lee County, FL which opened for the 2012 spring training season. The complex, a state-of-the-art, single-site facility designed to meet the long-term needs of the organization and to create the premier spring training complex for both players and fans, has received critical acclaim and was nominated by Sports Business Journal as Sports Facility of the Year in 2013.

Originally joining the Red Sox in October 2002 as Special Assistant to the President/CEO, Gilula worked on a number of special projects including the annual Fenway Park Improvements, the refurbishment of the previous homes to the Red Sox spring training facilities in Lee County, FL, and the construction of the Red Sox Academy in the Dominican Republic.

Gilula began his baseball career in June 1998, when Larry Lucchino, then President/CEO of the San Diego Padres, hired him to work on the planning and development of the team's forthcoming ballpark and its surrounding neighborhood. As Director of Ballpark Development, Gilula was a member of the leadership team that coordinated the design and construction of Petco Park, the home of the Padres, which opened in downtown San Diego in 2004.

Gilula was born in New York City, NY and grew up in La Jolla, CA. He graduated with a degree in Politics from Princeton University in 1998, where he was captain of the varsity tennis team and named First Team All-Ivy League in 1997 and 1998. He serves on the Board of Trustees of the Pan-Mass Challenge, the nation's largest athletic fundraiser, which has raised \$500 million for cancer research and treatment through the Jimmy Fund since its inception in 1980. In January 2011, Gilula was selected as one of Sports Business Journal's "40 Under 40" Award recipients, an honor that recognized him as one of the best young talents in the business of sports.

Jonathan resides in Boston with his wife, Robin, their daughter, Brin, and son, Cameron.

## Club Executives, Continued



### **Troup Parkinson, Executive Vice President/Partnerships**

Troup Parkinson was promoted to Executive Vice President/Partnerships for the Boston Red Sox in November of 2015.

In this role, he is responsible for the club's Corporate Sponsorships, Premium Services, and Community, Player, and Alumni Relations. More specifically, with regard to corporate partnerships, Parkinson heads up the partnerships operation, securing new business, formulating local marketing strategies, and renewing corporate relationships. He also continues to oversee the client services department, which includes managing relationships with all Red Sox limited partners, corporate sponsors, season suite holders, EMC Club members, Dugout Seat holders, and State Street Pavilion Club members.

Since joining the organization in 2002, Parkinson has held several titles while working in the areas of sponsorships and client services for the club. Prior to his current position, the Michigan native, served as Senior Vice President/Corporate Partnerships from February 2011 through October 2015, after spending three years as Vice President/Client Services. From 2004 until 2008, Parkinson was the team's Director/Client Services. Prior to joining the Red Sox, Parkinson spent four years with Octagon Marketing working in various areas including event management, client relations, corporate consulting, sponsorship sales, and public relations.

In 2005, Parkinson worked on the creation/branding of both the EMC Club and State Street Pavilion Club while also designing the hospitality plan, benefit structure, and overall client experience. He was instrumental in the seat relocation and sales process for the EMC Club and SSP Club from the former .406 Club during the 2005 off-season.

In the winter of 2006, the club began a two-year project focused on the renovation of all 45 season suites. Parkinson and his staff spearheaded the sales effort and also developed the hospitality plan. He attended St. Lawrence University in Canton, NY where he earned a bachelor's degree in Sociology in 1998. Parkinson and his wife, Alexandra, reside in Wellesley, MA with their three children, Oscar, Fletcher, and Hilary.



### **Ed Weiss, Executive Vice President, Corporate Strategy, and General Counsel, Fenway Sports Group**

Ed Weiss was named General Counsel of Fenway Sports Group ("FSG") in September 2009. In that capacity, Weiss has oversight of all legal matters for the companies in FSG's portfolio, including the Boston Red Sox, New England Sports Network (NESN), Fenway Sports Management (FSM) and the Liverpool Football Club of the English Premier League (acquired in 2010); he maintains offices both at Fenway Park and at NESN's headquarters. At the close of 2012, Weiss was also named Executive Vice President for Corporate Strategy, to reflect his broader business-related responsibilities for FSG. In 2015, he became one of FSG's Directors for Roush Fenway Racing, a partnership between FSG and Roush Industries, which operates the RFR NASCAR racing teams.

Previously, Weiss had been Senior Vice President and Deputy General Counsel of Time Warner Inc. where he had been employed for over a decade. Weiss was responsible for all litigation, regulatory, and intellectual property issues across the company worldwide. He also handled Time Warner's significant antitrust issues, including any transaction and merger clearances, served as a key advisor on business and intellectual property issues related to digital content distribution, and maintained oversight of all FCC legal issues. Weiss had begun his tenure at Time Warner with its Time Warner Cable subsidiary in 1996, overseeing all litigation and antitrust matters for that cable operator.

Before joining Time Warner, Weiss served as a commercial litigator at the law firm of Cravath, Swaine and Moore in New York City, NY, where he worked on many litigation and antitrust counseling matters. Immediately following law school, he served as a law clerk to the Honorable Jay C. Waldman, a federal judge in Philadelphia, PA, assisting with a wide variety of criminal and civil matters and participating in a number of jury trials.

A native of Norwood, MA, Weiss graduated magna cum laude from Harvard College in 1988, concentrating in History and Economics, and received his J.D. cum laude from the University of Pennsylvania Law School in 1991. At Penn Law, he was a member of the Law Review and served as its Managing Editor. During law school, he was a law clerk with Morgan, Lewis & Bockius in Philadelphia. He is currently a board member of the Roger Williams University Law School and a trustee of Xaverian Brothers High School in Westwood (his alma mater) and the Newton Country Day School in Newton (where his two daughters attend). He is also a Board Member of Greater Boston Legal Services and serves on its Development Committee.

Weiss resides in Weston, MA, with his wife, Susan, daughters, Nina (16) and Elizabeth (14), and son, Timmy (11).





### Allard Baird, Senior Vice President/Player Personnel

Allard Baird, named Red Sox Senior Vice President, Player Personnel in January 2015, continues to be a key voice on all player personnel decisions for the club. In 2011, he served as Vice President, Player Personnel/Professional Scouting, overseeing the Red Sox professional scouting department in addition to his player personnel responsibilities. Previously, Baird was Assistant to the General Manager, a position he held since November 1, 2006. In that role, he ran the pro scouting operation, and served as an advisor to Executive Vice President/General Manager Theo Epstein on all facets of the club's baseball operations. Baird was a special assignment scout for major and minor league coverage as well as the amateur draft.

Baird, 54, joined the Red Sox in July, 2006 as a special assignment scout. He served as Senior Vice President and General Manager of the Kansas City Royals from June 2000-May 2006, the fifth GM in franchise history. In October of 2012, Baird was inducted to the Southern Arkansas University Sports Hall of Fame. He was also inducted into the Sports Hall of Fame of his hometown, Rochester, NH, in May of 2005. In 2003, the Negro Leagues Baseball Museum named him the recipient of the Rube Foster Award, as the American League Executive of the Year. Baird was also a member of the Baseball Olympic Selection Committee for the 2000 Gold medal-winning team.

Overall, Baird spent 18 years with the Royals beginning as a minor league hitting coach and infield instructor from 1988-89. He then served as Territorial Scouting Supervisor for the organization in Florida from 1990-92, and as National Scouting Cross-Checker from 1993-97, when he was appointed Special Assistant to the General Manager. In 1998, he was appointed Assistant General Manager. During his scouting tenure, he was responsible for signing outfielder Johnny Damon.

Prior to joining the Royals, Baird served as head baseball coach at Broward (FL) Community College for two years after beginning his coaching tenure in 1985 as an assistant at Southern Arkansas University, where he also played. A Rochester, NH, native, Baird makes his home in the off season in Miami, FL, with his wife, Julie.



### Dave Beeston, Senior Vice President/Strategic Planning and Senior Counsel, Boston Red Sox & Fenway Sports Management

Dave Beeston joined the club in March of 2013 and was named Senior Vice President/Strategic Planning and Senior Counsel, Boston Red Sox & Fenway Sports Management in November of 2015.

In his current role, Beeston acts as a senior advisor to the President on a variety of club and Fenway Sports Group matters; is responsible for internal communication amongst departments and with ownership; and evaluates and executes a multitude of new business opportunities and initiatives for both the Red Sox and Fenway Sports Management. Beeston spent the seven years prior to joining the Red Sox as a securities attorney with Skadden, Arps, Slate, Meagher & Flom LLP.

A Toronto, Ontario native, Beeston completed his undergraduate and law degrees at the University of Western Ontario, graduating from the latter "with distinction."

The son of former long-time Major League Baseball executive Paul, he currently resides in Boston with his wife, Katie, and sons, Bobby and Jack.



### Ron Bumgarner, Senior Vice President/Ticketing, Fenway Events & Concerts

Ron Bumgarner, Senior Vice President/Ticketing, Fenway Events & Concerts, oversees all ticketing, and sales and service for the Red Sox. The Pasadena, MD native was elevated to his current role in January 2016.

A veteran of 25 years in Major League Baseball, Bumgarner started his career with the Baltimore Orioles in 1991. Under Larry Lucchino, he was part of the team responsible for executing the relocation of season ticket holders from Memorial Stadium to Camden Yards, and designed many of the suite and premium package offerings at the new facility.

Bumgarner started with the San Diego Padres in 1995 as Assistant Director of Sales. As Director of New Ballpark Sales in 1999, he was a part of the ballpark design team and the architect of the new ballpark's sales plan, critical to securing financing for what is now Petco Park.

In 2003, Bumgarner came to Boston and has been instrumental in the club's record-breaking success from a business perspective, including a professional sports record of 820 consecutive sellouts and an attendance increase in seven consecutive seasons through 2009. He has played a vital role in the club's approach to create new business initiatives, and has been a key force in the integration of technology and analytics, innovative marketing campaigns, the increased emphasis on "non-baseball" events at Fenway Park, and the overhauled philosophies regarding fan interaction.

Bumgarner and his wife, Jenny, have two daughters, Shelby and Stella.

## Club Executives, Continued



### **Lawrence Cancro, Senior Vice President/Fenway Concerts and Entertainment**

Larry Cancro, a veteran of 38 years in Major League Baseball - including 31 years with the Red Sox - is responsible for concerts at Fenway Park. Since 2003, he has been instrumental in bringing major musical acts to Fenway, including Bruce Springsteen, The Rolling Stones, Aerosmith, Paul McCartney, and Billy Joel.

Cancro has held numerous roles over his tenure with the club, including Vice President of Sales and Marketing, Senior Vice President of Fenway Affairs, and Vice President of Marketing.

During his tenure in sales and marketing, Cancro started the Friendly Fenway fan program that resulted in fan favorites like "Sweet Caroline" and "Dirty Water," and he also created Wally the Green Monster™.

Actively involved in the community, Cancro holds roles as Vice-Chairman of the Greater Boston Convention and Visitors Bureau, Chairman of the New England Chapter of Autism Speaks, and a member of the Board of Directors for Melmark-New England. In 2014 he was named Honorary Commander of Hanscom Air Force Base.

In 2012 Cancro won the Boston University Arts & Sciences Distinguished Alumni Award and the Boston University Athletic Department Roger "Moose" Washburn Memorial Award.

A graduate of Boston University with a degree in psychology, Cancro began his career in baseball in 1978 with the Eastern League Jersey Indians. He joined the Atlanta Braves in 1979. Cancro resides in Andover, MA with his wife, Luise. They have two daughters, Laura Marie, and Lisa.



### **Steve Fitch, Senior Vice President/Chief Financial Officer**

Steve Fitch enters his 22nd year in Major League Baseball, 14th with the Red Sox, and eighth with the club in his current role.

Since joining the organization in 2003, he has held numerous leadership roles including VP of Human Resources, VP of Finance, and VP/Controller. In his current position, he oversees all financial and accounting activities of the club. Fitch is responsible for the club's risk management and banking needs, and works in conjunction with independent accounting and auditing firms and regulatory agencies to ensure overall financial compliance.

Prior to joining the Red Sox, Fitch was the Executive Director of Finance for the San Diego Padres working under Larry Lucchino. While in San Diego, he was actively involved with the initial financial and accounting set up for Petco Park.

A Michigan native, Fitch earned his bachelor's degree from Central Michigan University. Prior to his career in baseball, he worked in public accounting before transitioning to the manufacturing and retail industries as a corporate controller. He has been a Certified Public Accountant since 1989 and is a member of the AICPA, Massachusetts Society of Certified Public Accountants, and the Michigan Association of Certified Public Accountants.

Fitch resides in North Reading with his wife, Sherry, and two sons, Jack and Andrew.



### **David Friedman, Senior Vice President, Legal & Government Affairs**

David Friedman joined the Red Sox in 2010. He handles a variety of legal matters, including regulatory compliance issues and oversight of litigation, and assists with the club's interactions with Major League Baseball and other teams on a variety of legal-related issues. He is responsible for government and neighborhood relations, and serves as a Red Sox Foundation board member, handling a wide range of Foundation legal and business matters.

Friedman previously served as First Assistant Attorney General for Massachusetts, where he advised A.G. Martha Coakley and managed an office of 490 staff. Before that, he served as Counsel and Chief Policy Advisor to Massachusetts Senate President Robert Travaglini, where he worked on the state's landmark health care law, economic development, and a broad range of other issues. Friedman worked for several years at the law firm of Hill & Barlow, and served as a law clerk to Supreme Court Justice John Paul Stevens and federal appeals court Judge Michael Boudin.

Friedman is a graduate of Harvard College ('93), where he won the World Universities Debating Championship, and Harvard Law School ('96), where he was President of the Harvard Law Review, and has taught courses at Harvard Law on government, management and leadership issues. He lives in Newton with his wife, Jennie (an ophthalmologist), and their sons, Daniel and Robbie.



**Adam Grossman, Chief Marketing Officer,  
Boston Red Sox & Fenway Sports Management**

Adam Grossman leads all marketing and communications efforts for the Boston Red Sox. In this capacity, the Cleveland, OH native oversees the club's marketing, media relations, corporate communications, social media, and creative services departments. Grossman's teams also work closely with the Red Sox' ticket and sponsorship sales functions to build ticket sales marketing programs and integrated corporate partnerships.

Grossman began his career with the Red Sox in 2002 as a summer intern and was named Special Assistant to President/CEO Larry Lucchino in 2004. He was promoted to Vice President of Marketing in 2008. Prior to his current role, Grossman served as Senior Vice President of Public Affairs for the National Football League's Miami Dolphins for three seasons from 2009 to 2011.

A 2002 cum laude graduate of Duke University with a degree in public policy, Grossman was one of eight members selected to the 2014 Eisenhower Fellowships program, an organization chaired by General Colin L. Powell. While at Duke, he co-founded a student-led organization to improve the Durham Bulls Youth League, and spearheaded a \$450,000 renovation project to refurbish two baseball fields in Durham's inner city.

Grossman and his wife, Candy, reside in Brookline with their daughters, Stella and Luiza.



**Mike Hazen, Senior Vice President/General Manager**

Mike Hazen was named Senior Vice President/General Manager on September 24, 2015. In this role, he collaborates with President of Baseball Operations David Dombrowski in every aspect of baseball operations, including player acquisitions, player evaluation, contract negotiations, major league, and pro scouting.

In 2012, Hazen was named Vice President/Assistant General Manager under Ben Cherington. In January 2015, he was promoted to Senior Vice President/Assistant General Manager. For the 2011 season, he served as the club's Vice President, Player Development and Amateur Scouting, where he supervised both the organization's farm system, and amateur scouting.

Hazen completed his 15th season working in Major League Baseball and his 10th in the Red Sox front office in 2015. He began his tenure with Boston as Director of Player Development in February 2006. Prior to that, he spent five years with the Cleveland Indians organization. He took over as Cleveland's Assistant Director of Player Development in September 2003 after coordinating and overseeing the club's major league advance scouting from 2001-02, and serving as the Indians Assistant Director of Professional Scouting in 2003.

A native of Abington, MA, Hazen played four years of varsity baseball at Princeton University, where he was a two-time All-Ivy League outfielder in 1997 and 1998. Selected by the San Diego Padres in the 31st round of the 1998 June Draft, he played two minor league seasons before joining the Indians' scouting department.

He lives in Westwood, MA with his wife, Nicole, and sons Charlie, John, Teddy, and Sam.

**RED SOX GENERAL MANAGERS**

1933-47	Eddie Collins	1994-2002	Dan Duquette
1948-58	Joe Cronin	2002	Mike Port (interim) (3)
1959-60	Bucky Harris	2002-05	Theo Epstein
1961-62	Dick O'Connell (1)	2005-06	Ben Cherington/Jed Hoyer (4)
1963-65	Mike Higgins (2)	2006-2011	Theo Epstein
1965-77	Dick O'Connell	2011-2015	Ben Cherington
1978-83	Haywood Sullivan	2015-present	Mike Hazen (5)
1984-93	Lou Gorman		

- (1) GM position was eliminated in 1961-62. Executive VP of Business and Baseball Operations Dick O'Connell assumed the role.
- (2) Higgins was Executive Vice President in charge of baseball while O'Connell maintained oversight of the business side. O'Connell was named General Manager on 9/16/65 when Higgins resigned.
- (3) Port was named interim General Manager on 2/28/02.
- (4) Epstein left the Red Sox from 10/21/05-1/19/06. Cherington and Hoyer were named co-General Managers on 12/12/05 and served in that capacity until Epstein's return.
- (5) David Dombrowski was hired as President of Baseball Operations on 8/18/15.

## Club Executives, Continued



### **Brian O'Halloran, Senior Vice President/ Assistant General Manager**

Brian O'Halloran was named Senior Vice President/Assistant General Manager in January 2015. In his role, he assists President of Baseball Operations David Dombrowski in major league operations, including player acquisitions, contract negotiations, roster management, financial analysis, MLB rule compliance, and the day-to-day management of the baseball operations department.

O'Halloran has previously held the titles of Vice President/Assistant General Manager (2012-14), Vice President/Baseball Operations (2011), and Director of Baseball Operations (2006-10). He joined the Red Sox as Baseball Operations Assistant in 2002. Prior to that,

he was an intern in baseball operations with the San Diego Padres.

The Weymouth, MA, native has a BA from Colby College and an MBA from UCLA. Before working in baseball, he spent two years in Tbilisi, Republic of Georgia, studying ethnic conflict, and three years in Moscow, Russia, supervising business operations for an international logistics company. O'Halloran is fluent in Russian and Georgian. He lives south of Boston with his wife, Jean, sons Sean and Sam, and daughter, Abby.



### **Amy Waryas, Senior Vice President/Human Resources**

Amy Waryas was named Senior Vice President, Human Resources in 2015. Entering her fifth season with the Red Sox, she is responsible for organizational and leadership development, recruiting, compensation, benefits, diversity, employee relations, and training for the Red Sox and Fenway Sports Management.

Waryas began her career with General Electric as a recruiter and trainer, and has since worked in a variety of industries, including manufacturing, consumer packaged goods, publishing, and software. She has worked with companies of varying sizes, from Fortune 10 to a software start-up, where she built the HR department from the ground up.

Prior to joining the Red Sox, Waryas served as Director of Human Resources for The Boston Beer Company, Inc., maker of Samuel Adams beers, where she led the human resources department and was a key member of the executive management team. In that role, Waryas focused heavily on creating strong organizational development programs and enhancing the company's culture.

Waryas holds a bachelor's degree from Vanderbilt University and a master's degree in Industrial/Organizational Psychology from UNC-Charlotte. A native of the Boston area, she grew up in Sudbury, MA. She and her husband, Keith, reside in Holliston with their two children.



### **Frank Wren, Senior Vice President/Baseball Operations**

Frank Wren was named Senior Vice President, Baseball Operations for the Boston Red Sox on September 25, 2015.

In his role, Wren, who has over 30 years of experience in baseball, will serve as a talent evaluator for the club, and assist both President of Baseball Operations David Dombrowski and Senior Vice President/General Manager Mike Hazen in all aspects of baseball operations. In coming to Boston, Wren rejoins Dombrowski, who he worked alongside for 11 years between the Montreal Expos (1987-91) and Florida Marlins (1991-98) organizations.

Prior to joining the Red Sox, Wren was Executive Vice President & General Manager for the Atlanta Braves from October 11, 2007 until September 22, 2014, part of a 15-year tenure in that organization after serving as Vice President/Assistant General Manager from 2000 to 2007. In his time as Atlanta's General Manager, his clubs posted a 604-523 (.536) record, and went to the Postseason three times with Wild Card appearances in 2010 and 2012, and as National League East Division champions in 2013.

His first appointment as a General Manager came with the Baltimore Orioles in 1999, after he worked as Vice President/Assistant General Manager of the Marlins from 1991-98.

In September 1985, Wren joined Montreal's front office as Assistant Scouting Director under current Red Sox prospect, Gary Hughes, who was named the Expos' Scouting Director at the same time. Wren was later named Montreal's Director of Latin American Scouting and Operations and played a role in the club twice being tabbed Baseball America's Organization of the Year in 1988 and 1990.

A selection of the New York Yankees in the 1976 June Draft, Wren spent his entire playing career as an outfielder in the Expos' minor league system from 1977-82. Following his retirement, he coached in the Expos' system from 1982-84.

Born in Hamilton, OH and raised in St. Petersburg, FL, he attended Northeast High School and St. Petersburg Junior College before beginning his playing career. He was inducted into the Northeast High School Athletic Hall of Fame in St. Petersburg in January 2009, and the Lakota High School Athletic Hall of Fame in West Chester, OH, in March 2009.

Wren and his wife, Terri, reside in Peachtree City, GA. The couple has three sons, twins Kyle and Colby, and Jordan. Kyle is currently an outfielder in the Milwaukee Brewers minor league system, and Jordan is an outfielder at Georgia Southern University.



### **Tim Zue, Senior Vice President/Finance, Strategy, and Analytics**

Tim Zue was promoted to Senior Vice President/Finance, Strategy, and Analytics in November 2015. Originally hired by the club as a business analyst in 2003, Zue is entering his 14th year in the organization. He had spent the past three years as Vice President/Business Development for the Boston Red Sox and Fenway Sports Management (FSM).

Over the course of his tenure with the organization, Zue has helped the club evaluate various business decisions such as the impact of Fenway Park renovations, setting ticket prices - including the introduction of both variable and dynamic pricing in 2014 - and several new business ventures. In addition, Zue led the research, design, and implementation of the Red Sox Rewards Loyalty program for Season Ticket Holders which was launched in 2013.

When FSM was formed in March of 2004, he served in a similar role, helping evaluate the financial impact of a host of opportunities presented to the company. With FSM, Zue oversaw the Business Operations department which included the Consulting & Events and FSM Ventures divisions which are highlighted by the Fanfoto service, Red Sox Destinations, and both Red Sox Fantasy Camps and Youth Baseball Summer Camps.

Zue received a Bachelor's Degree in Mechanical Engineering from MIT in 1999, where he won a robotics design contest and competed in an international robotics design competition in Tokyo. Prior to joining the Red Sox and FSM, he worked for Bain & Company in Boston as an associate consultant. He also taught in the Boston Public School system for four years.

A native of Winchester, MA, Zue lives in Lexington with his wife, Nicole, their daughter Adelyn, and their son Harrison.



### **Richard Beaton, Vice President/Ticketing**

Richard Beaton was named Vice President/Ticketing in February 2010. He oversees the ticketing process for all events, both at Fenway and JetBlue Park. A veteran of 31 years with Major League Baseball, all with the Red Sox, Beaton began his career with the club as a ticket seller and quickly became the team's ticket office manager, a role in which he served for many years.

During his tenure, Beaton has played an integral role in revamping and improving the fan ticket sale experience and has helped shape some of the improvements at Fenway Park including recent seating configuration changes and additions. He also collaborated with other club officials to help shape the design and operational aspects of the Red Sox Spring Training facility (JetBlue Park) at the Fenway South Player Development Complex in Fort

Myers, Florida.

Under Beaton's stewardship, the team has sold over 80 million tickets at Fenway. By planning and executing a disciplined inventory/course management protocol, he and the entire ticketing department played an instrumental role in guiding the team to an MLB all-time record setting 820 consecutive sellouts at Fenway Park which occurred between May of 2003 through April 2013.



### **Marcell Bhango, Vice President/Client Services**

Marcell Bhango was named Vice President/Client Services in 2013. In her role, she oversees sponsor services and premium services at Fenway Park, including all season suite holders, EMC Club members, State Street Pavilion Club members, and dugout seat holders. Bhango also manages relationships with Red Sox limited partners. Entering her 19th season with the Red Sox, Bhango previously held the title of Director of Client Services, and managed the ticket office, ticket sales, and the ticket services team. During her time as Ticket Services Manager, she played a vital role in structuring organization-wide customer service efforts. Bhango began her tenure with the Red Sox in 1998 as an intern in the premium service areas of Fenway Park.

Bhango was a founding member of the Boston Red Sox Diversity Committee which works to promote diversity within and outside the organization. She also served as a founding member of the Whittier Street Health Center Foundation Board in 2011. In addition, Bhango is an active committee member of Room to Grow, a non-profit organization dedicated to enriching the lives of babies born into poverty. A graduate of Simmons College, Bhango resides with her husband, Raj, and daughters, Emma and Maia in Wellesley, MA.

## Club Executives, Continued



### **Naomi Calder, Vice President/Ticket Services and Operations**

Naomi Calder, who was named Vice President/Ticket Services and Operations in November 2015, oversees all ticket sales, services, and operations for the Red Sox. In her current role, she manages the strategy, development, and service structure for ticketing while also tracking day-to-day sales numbers and trends.

Since joining the Red Sox in 2002, Calder has served as Ticket Services Coordinator (2004-2005) and Manager (2006-2009) before being named Director, Ticketing in 2010. In 2013, she was integral in the enhancement of customer service for season ticket holders with the implementation of a new team of dedicated account executives. In 2014, she was promoted to Senior Director, Ticketing where she continued to work closely with both Tickets.com and Major League Baseball Advanced Media on all aspects of online ticket sales and marketing.

A San Francisco native and graduate of the University of Oregon, Calder currently resides in Chestnut Hill.



### **Carrie Campbell, Vice President/Fenway Park Events**

Carrie Campbell was named Vice President of Sales & Service for Fenway Enterprises in February 2013, after serving as Director of Sales & Service from 2010-12. Her current role includes the year-round marketing, booking, and planning of private and public events at Fenway Park. With 20-plus years of sales, catering, and event management experience, Campbell has helped grow the business by 90 percent in just five years making Fenway Park a first-class private event destination in New England and among major league parks.

Prior to joining the club, Campbell worked at the Boston Harbor Hotel for six years, holding the titles of Director of Catering and Director of Sales & Marketing. Earlier in her career, she served as the Director of Catering at the Fairmont Copley Plaza Hotel for six years. Campbell also has significant experience in liaising with top donors and spearheading the planning and coordination of annual golf tournaments, fundraisers, and charity walks. From her first industry job at The Hampshire House, to the Landmark Boston Harbor Hotel, to Fenway Park, Campbell has demonstrated her passion for "distinctly Boston" properties with a sense of place and history.

She and her husband, Peter have two daughters, Madeleine, and Julia.



### **William Droste, Vice President/Ticket Sales**

William Droste was named Vice President, Ticket Sales and Premium Packages in January 2015, after serving as Senior Director, Ticket Sales and Premium Packages from 2013-14.

In his role, Droste oversees the Group Sales and Premium Sales departments, as well as the Red Sox Sales Academy. These departments sell, market, and service all day of game suites, premium hospitality areas, and group sale packages at Fenway Park. In addition, they sell special event tickets, premium season tickets, and regular season ticket packages.

Prior to 2013, Droste's responsibilities were primarily focused on premium suites and hospitality sales. Over his seven-year (2006-12) stint with the Premium Sales department, Droste nearly tripled premium hospitality revenue, and redesigned the department's sales, reservations, and servicing systems. Several unique revenue streams established by Droste such as Rain Out Insurance, the Centerfield Batting Practice Package, the Limo Package, and Ultimate Monster, among others, resulted in significant overall growth for the department.

Droste began his Red Sox career in December 2003 as a Ticket Sales Associate after graduating from Hamilton College in the same year. A native of Watertown, MA, William currently resides in Brookline with his wife, Alyssa.



### **Raquel Ferreira, Vice President/Baseball Administration**

Raquel Ferreira was named Vice President, Baseball Administration in January 2015. Entering her 18th year with the Red Sox in 2016, Ferreira is just the third female Vice President in a baseball operations department in Major League Baseball.

Over her career with the Red Sox, Ferreira's work has been focused on overseeing the baseball operations budgets and the club's minor league operations. She actively oversees the daily operations for the team's six minor league affiliates, handling issues for all minor league players and staff such as contract tenders, player transactions, payroll, and insurance. In addition, she heads the club's player immigration program.

Over a four-year span from 2011-14, Ferreira worked as the Red Sox' Senior Director, Minor League Operations. Prior to that post, she served as Director, Minor League Operations from 2008-11, and as Director, Minor League Administration from 2002-07.

In 2002, the Cumberland, RI native received the club's Edward F. Kenney Award which is annually given to a member of the Red Sox Player Development Department who demonstrates dedication, success, and work ethic befitting the man for which the award is named.

Ferreira is a 1992 graduate of the University of Rhode Island with a B.A in Communications. She and her husband, Erik Stamps, reside in Somerville, MA with their eight-year-old daughter, Gabriella.



### **Katie Haas, Vice President/Florida Business Operations**

Katie Haas was named Vice President of Florida Business Operations in November 2015. In this role, she oversees all business operations in Southwest Florida from the club's spring training complex, JetBlue Park at Fenway South, and maintains the operations of the Red Sox Foundation in Lee County, FL.

Haas began her career with the club in her hometown of Sarasota in 1999, with the Florida State League Single-A Sarasota Red Sox. Before arriving in Fort Myers, she worked as senior manager of business affairs for the Red Sox in Boston. Haas also worked for the NBA's Charlotte Bobcats in corporate sponsorships from 2004-06.

After relocating to Lee County, Haas oversaw all construction and the opening of JetBlue Park in 2012. She is currently on the board of directors of Community Cooperative, the Foundation for Lee County Public Schools, the Naples Zoo, and the Early Learning Coalition of Southwest Florida.

A Northeastern University graduate, Haas currently resides in Fort Myers with her husband Danny, who is the Special Assistant to the EVP/Baseball Operations for the Baltimore Orioles, and her two children, daughter, Georgie and son, Hunter.



### **Bill James, Senior Advisor/Baseball Operations**

A baseball writer since 1975, Bill James joined the Red Sox as a Senior Baseball Operations Advisor in November, 2002. He works with senior management and the baseball operations department to provide research and analysis of special projects, player contracts, and on-going concerns.

The author of the annual Baseball Abstract from 1977 through 1987, James came to national prominence as a result of a Sports Illustrated article published in June of 1981. He is the author of more than 30 baseball books and the creator of the popular statistical summary, The Bill James Handbook, now published annually by ACTA Sports. His other contributions to the sport include the concepts of Runs Created (an estimate of the number of runs each hitter has contributed to his team), Sabermetrics (the effort to replace conjecture and speculation about issues of concern to baseball fans with objective and verifiable knowledge), Win Shares (an estimate of each player's contribution to his team's win total) and Secondary Average (a way of summarizing the other things that a player does to create runs, other than hit for average).

James lives in Lawrence, Kansas, with his wife of 37 years, Susan McCarthy.



### **Pamela Kenn, Vice President/Community, Alumni and Player Relations**

Pamela Kenn was named Vice President of Community, Alumni and Player Relations for the Boston Red Sox in November of 2015.

Prior to her promotion, Pam served three seasons as Senior Director of Public Affairs, with oversight of community, player and alumni relations, as well as the areas of publications, photography and archives. From November 2008 until January 2013, Pam was the club's Director of Media Relations. During that time, she was the day-to-day baseball public relations contact and traveled with the team throughout spring training, the regular season, and the Postseason.

Pam began her Red Sox career as an intern in June of 2000 and received her B.S. in Sport Management from the University of Massachusetts at Amherst in 2001. In 2012, she was presented with an inaugural Alumni-on-the-Rise Award, presented by the Mark H. McCormack Department of Sport Management to those who have demonstrated exceptional achievement in the sport industry while also giving back to program with their time and resources.

Pam and her husband, Russ, their daughter, Holly, and son, Ryan, reside in Weymouth, MA.



### **Sarah McKenna, Vice President/Fan Services and Entertainment**

Sarah McKenna is responsible for fan services, ballpark entertainment, and oversees Red Sox Productions. Since joining the Red Sox in 2002, the six-time Emmy Award winner has set new standards in the club's relationship with its fans and ballpark entertainment.

Sarah's greatest hits include championship ring ceremonies, Boston Marathon tributes, and Derek Jeter's Final Game. In 2012, she oversaw the effort to celebrate Fenway Park's centennial, including books, a National Geographic documentary, and a musical score with John Williams. She was instrumental in establishing Fenway as a Living Museum and welcomed back more than 200 Red Sox Alumni. Recently, Sarah and her staff created Red Sox Winter Weekend, which has welcomed over 12,000 fans over two years.

McKenna started in baseball with the Portland Rockies and later served as Government Relations Manager for the San Diego Padres. A Springfield, MA native and graduate of Providence College, she lives in Hull, MA, with her husband Bill, daughter, Jameson, and son, Angus.

## Club Executives, Continued



### **Peter Nesbit, Vice President/Ballpark Operations**

Peter Nesbit was named Vice President/Ballpark Operations in January 2015. Since beginning his Red Sox career as a security guard in 1999, he has worked for the club in a variety of operational roles, most recently as Senior Director of Ballpark Operations from 2012-14. In his current position, Nesbit oversees the club's security, event operations, and grounds departments as well as engagement with several strategic business partners in concessions, retail, and parking. After the historic 2004 World Series Championship, he handled logistics for the club's first-ever World Series Trophy Tour, attending hundreds of tour events all over New England and beyond.

Nesbit has played an integral role in creating and developing the Monster Service brand that focuses the game day staff on providing exceptional customer service and a best-in-class fan experience at Fenway. He has worked extensively on the planning and execution for many non-baseball events at Fenway including the NHL Winter Classic, concerts, Football at Fenway matches, the annual Run to Home Base, and last November's Shamrock Series football game.

A native of Wellesley, MA, Nesbit earned a BA in economics from Trinity College where he played varsity football. He currently resides in Boston.



### **Eddie Romero, Vice President/International Scouting**

Eddie Romero was promoted to Vice President/International Scouting for the Boston Red Sox in October of 2015. In his role, he oversees the club's amateur scouting coverage in Latin America, the Pacific Rim, and Europe, while also assisting with the team's domestic amateur scouting operation.

A native of San Juan, Puerto Rico, Romero is entering his 11th year in the organization, having started with the club as an Assistant in international and professional scouting in February of 2006. Prior to his current role, Romero spent four seasons (2012-15) as the club's Director of International Scouting. He has also worked for the Red Sox as Coordinator and Assistant Director of Latin American operations, and assistant director of Latin American Operations/International Scouting.

Before beginning a career in baseball, Romero worked as a prosecutor for the State Attorney's office for the Fourth Judicial District in Jacksonville, FL. He holds a bachelor's degree in sports management and a juris doctor degree from the University of Florida. His father, Ed Romero Sr., was an infielder with the Red Sox from 1986-89.

Romero resides in Boston.



### **Amiel Sawdaye, Vice President/Amateur & International Scouting**

Sawdaye was promoted to Vice President, Amateur and International Scouting in January 2015. In this role, he oversees the amateur and international scouting directors. The upcoming year will mark Sawdaye's 15th in the Red Sox organization.

Prior to his promotion, over a five-year span from 2010-14, Sawdaye was Boston's Director, Amateur Scouting. Over that time, he oversaw the amateur drafts that produced prospects and current Red Sox Matt Barnes, Mookie Betts, Henry Owens, Travis Shaw, Blake Swihart, and Brandon Workman.

After joining the Red Sox as a baseball operations intern in 2002, Sawdaye was hired in a full-time capacity as Scouting Assistant in 2004. He was then appointed to Assistant Director, Amateur Scouting in 2005 and remained in that role through the 2009 season.

A native of Baltimore, MD, Sawdaye is a 1999 graduate of the University of Maryland with a degree in decisions information systems. He and his wife, Danielle, live in Boston with their two daughters, Lily, and Mia. In his spare time, Sawdaye is active with the Williams Syndrome Association.



### **Brian Shield, Vice President/Information Technology**

Brian Shield was named Vice President/Information Technology for the Red Sox in August 2013. He is responsible for technology for the club and Fenway Sports Management, and he leads the technology team on all phases of the Red Sox strategy from creating a compelling fan experience at Fenway Park to enabling an effective front office and baseball operations environment.

Prior to joining the Red Sox, Shield ran Shield Consulting Group, LLC, where he assisted companies with technology strategy and digital media. Prior to starting his own company, Shield served as the EVP and CIO of The Weather Channel, where for 14 years where he oversaw all technology, including weather.com, mobility, broadcast television, data analytics and IT. Prior to joining The Weather Channel, Shield served as SVP and CIO of FTD, Inc. in Chicago. Preceding his tenure at FTD, he was CTO at the investment firm of Scudder, Stevens & Clark in Boston and New York.

Brian completed his education at Bentley College in Waltham, MA where he majored in Computer Information Systems while minoring in Management and Accounting. He resides in Milton, GA with his wife and four children.





### **Elaine Weddington Steward, Vice President/Club Counsel**

Elaine W. Steward joined the club in 1988 as associate counsel and was named assistant general manager in 1990. Steward works on a variety of issues including employment, litigation, licensing, and ballpark improvements.

She worked closely with former Red Sox GM's Lou Gorman and Dan Duquette on baseball issues and was named legal counsel in 1995 and appointed Vice President in 1998.

Steward was a Jackie Robinson Foundation scholarship recipient graduating with honors from St. John's University earning a B.S. in Athletic Administration and a J.D. from St. John's University School of Law. She was an intern for the New York Mets public relations department and the Office of the Commissioner of Baseball through its Executive Development program.

Steward's achievements include selection as one of Ten Outstanding Young Leaders of Boston, election into the YWCA Academy of Women Achievers and receipt of the St. John's University President's Medal, National Association of Black Journalists' Sam Lacy Pioneer Award, Girl Scouts of Eastern Massachusetts Leading Women Award and Boston Business Journal Woman of Influence Award. Steward is featured in the National Baseball Hall of Fame Women in Baseball exhibit.



### **Marcita E. Thompson, Vice President/Fenway Park Tours**

Marcita Thompson was named Vice President of Fenway Park Tours in November 2015. In her role, she is responsible for the operation and business development of Fenway Park Tours, which is recognized as Major League Baseball's most successful tour program, and offers unique, memorable experiences to over 250,000 visitors annually.

Marcita joined the Boston Red Sox in 1998 as the Promotions Assistant, where her responsibilities included pre-game ceremonies, the mascot program, promotional giveaways, and club events. In 2003, she was tasked with the development of the club's non-baseball events and ballpark tours. Marcita played an integral role in the 1999 All Star Pre-Game ceremony and produced the 2004 and 2007 World Series Galas for the Red Sox and MLB.

This season, Fenway Park Tours will launch its first "Educational Tours Program," focusing on math, history, and health as it relates to baseball, maintaining the club's commitment to kids and education.

Born in Buffalo, NY, Marcita grew up in Mesa, AZ and is a graduate of the University of Arizona. She and her husband Roy, reside in Boston, MA with their son, Roy Alden II, and daughter, Maliah.



### **Dr. Charles A. Steinberg, Senior Advisor to the President**

Dr. Charles Steinberg is Senior Advisor to the President of the Red Sox and is also President of the Pawtucket Red Sox. He spent 10 years in Boston (2002-2007 and 2012-2015), and split the 4 years between with the Los Angeles Dodgers and the Commissioner of Baseball.

Having overseen public and community relations, among other departments, Steinberg has helped create the Fenway Ambassadors and a host of Fenway Park ceremonies, from Opening Days to World Series Parades. Steinberg was instrumental in writing and orchestrating the dramatic ceremony, April 20, 2013, five days after the Boston Marathon tragedy.

In the community, Steinberg led the creation of the award-winning Red Sox Scholars program (college scholarships for Boston middle schoolers), the Boston Area Church League, Red Sox Children's Retreats, and the Lindos Sueños program.

Before coming to Boston, he spent 19 years with his hometown Baltimore Orioles, for whom he was also team dentist, and seven with the San Diego Padres.

A composer whose songs have been recorded by stars of popular music, he also won an Emmy Award, a Telly Award, and appeared on the Dropkick Murphy's song, "Tessie," and in the Farrelly Brothers' hit film, "Fever Pitch."



### **Jeff White, Financial Advisor to the President**

Since 2002, Jeff White has advised the club's ownership and management on industry and team financial issues, including revenue sharing, and Boston-area real estate operations. He is also Treasurer of the Pawtucket Red Sox and a limited partner in the organization's minor league franchise in Salem, VA.

White also worked for the Tampa Bay Rays (2002-07). He served Commissioners Vincent and Selig as Chief Financial Officer of Major League Baseball (1991-2002), and structured the first industry credit line, developed MLB's current facilities, and worked on industry committees on revenue sharing, and the expansion of playoffs.


White spent 12 years at CBS, last serving as Vice President of Finance for CBS News. After CBS, he was the CFO for Broadcast Music, Inc. (BMI), and then President of Child Growth and Development. Outside of baseball, he has served as a board member and Chairman of the Audit Committee for a publicly listed company. He graduated from University of Southern California (BA), Northwestern's Kellogg School of Management (MBA), and the University of San Francisco School of Law (JD). White and his wife, Susan, breed and race thoroughbreds in California and have three adult children.

# The Red Sox Remember

We were saddened to hear of the passings of the following members of the Red Sox family who passed away in the last year:




**FRANK SULLIVAN**, 85, former RHP, on 1/19/16 of Lihue, HI. A two-time All-Star and Red Sox Hall of Famer, Frank compiled a 90-80, 3.47 record in 1505.1 IP (252 G) with Boston from 1953-60. In 1955, he tied for the American League lead with 18 wins and led the league with 35 GS and 260 IP. His 2.91 ERA was fifth in the AL. He is one of the Red Sox players immortalized in Norman Rockwell's iconic 1957 painting, *The Rookie*, and he authored a book of autobiographical short stories in 2009 titled, *Life is More than 9 Innings: Memories of a Boston Red Sox Pitcher*.




**JAY RITCHIE**, 80, former RHP, on 1/5/16 of Rockwell, NC. In 65 games (117.0 IP) with Boston from 1964-65, Jay went 2-3-2 with a 3.00 ERA and 90 K as part of a 5-year pro career.



**FRANK MALZONE**, 85, former third baseman, on 12/29/15 of Needham, MA. The 8-time All-Star and 3-time Gold Glove Award winner spent an overall 68 years with the Red Sox organization as a player, scout, instructor and consultant. From 1955-65, Frank hit .276 (1,454-for-5,273) with 131 HR and 716 RBI in 1,359 games for Boston. His HR and RBI totals are the most of any Red Sox 3B. A member of the inaugural Gold Glove Team in 1957, he became the first player in history to lead all AL 3B in games, putouts, assists, double plays and fielding pct. His 378 assists at 3B are still a team record. Malzie was inducted into the first class of Red Sox Hall of Famers in 1995.



**DAVE HENDERSON**, 57, former outfielder, on 12/27/15 of Seattle, WA. Dave is most remembered for his 2-strike, 2-out, 9th-inning home run in Game 5 of the 1986 ALCS in Anaheim to put Boston ahead, 6-5. His 11th-inning sac fly won the game as the Red Sox took the next two games to clinch the AL pennant. The home run was inducted into the Red Sox Hall of Fame in 2000 as a Most Memorable Moment. In the 1986 World Series vs. the Mets, Hender hit .400 (10-for-25) with 2 HR and 5 RBI. Overall with Boston from 1986-87, he hit .226 (53-for-235) with 9 HR and 28 RBI in 111 games.




**HAROLD (HAL) BROWN**, 91, former RHP, on 12/17/15 of Greensboro, NC. From 1953-55, Hal compiled a 13-14 record in 288.1 IP (72 games) with the Red Sox, with whom he originally signed in 1946. His best season was 1953 when he went 11-6 in 25 starts. Overall, he pitched 14 seasons with 5 ML clubs.



**BOB LEVIN**, 87, former longtime Red Sox employee in security, on 12/3/15 of Brockton, MA.




**NORM SIEBERN**, 82, former first baseman/outfielder, on 10/30/15 of Naples, FL. In 60 games with Boston in 1967-68, Norm hit .149 (11-for-74). He appeared in the 1967 World Series vs. the Cardinals going 1-for-3.



**NEILL SHERIDAN**, 93, former outfielder, on 10/15/15 of Antioch, CA. Neill played in two games for Boston in 1948 as part of a 12-year-pro career. Prior to his passing, he was the second oldest living former Red Sox player.



**CHUCK KONEY**, 90, former longtime scout/consultant, on 10/12/15 of Orland Park, IL. Chuck was a top Red Sox scout for more than 40 years. Among the ML players he signed were Paul Quantrill, Ron Mahay, Chico Walker, Dana Kicker, John Leister, Brian Denman and Joel Finch. As part of his scouting duties for the Red Sox, Chuck visited Carl Yastrzemski at the University of Notre Dame where he hit fly balls to the top prospect. He was named baseball's Midwest Scout of the Year in 1992, his final season as a full-time scout.



**GARRY HANCOCK**, 61, former outfielder, on 10/10/15 of Valrico, FL. In 121 games for Boston from 1978-82, Garry hit .228 (58-for-254). He hit .303 (94-for-310) in 84 games for AAA Pawtucket in 1978. In 1979 with the PawSox, he hit .325 (132-for-406), 15 HR, 22 2B with 58 RBI in 111 RBI and won the IL batting title.

## The Red Sox Remember, Continued



**CARLISLE "CART" SHEPHERD HOWERTON, SR.**, 87, former general manager of the Winston-Salem Red Sox, on 9/18/15 of Greensboro, NC.



**DICK MILLS**, 70, former RHP, on 3/28/15 of Scottsdale, AZ. Dick pitched in two games for the Red Sox in 1970. The Boston native was drafted by the Red Sox in 1966 and in six minor league seasons (1966-71) went 26-33 in 526 IP.



**JACK SPRING**, 82, former LHP, on 8/2/15 of Colbert, WA. Jack made his Red Sox debut on April 22, 1957, pitched one inning of relief, retiring the side and striking out two batters faced, in his only appearance in a Boston uniform.



**HARLEY HISNER**, 88, former RHP, on 3/20/15 of Fort Wayne, IN. Harley appeared in one game for Boston on Sept. 30, 1951 vs. the Yankees striking out Mickey Mantle twice and giving up Joe DiMaggio's last regular-season hit of his career.



**CHARLES "BUZZ" BOWERS**, 86, former longtime scout, on 7/31/15 of East Orleans, MA. A baseball scout for nearly 30 years, Buzz joined the Red Sox in 1992. Among the players he signed were Lou Merloni, Carl Pavano, Brian Rose and

Steve Lomasney. In 1994, he was named the Red Sox' Scout of the Year, was one of the inaugural inductees into the Baseball Scouts Hall of Fame in 2008 and at MLB's 2012 Winter Meetings, was recognized as East Coast Scout of the Year.



**WENDELL KIM**, 64, former third base coach, on 2/15/15 of Mesa, AZ. Wendell also served as the Red Sox infield instructor during his tenure. He was involved in Red Sox community efforts and honored as the Sox Club's Man of the Year in 1997 for his work.



**JIM SKEFFINGTON**, 73, principal owner and president of the Pawtucket Red Sox, on 5/17/15 of Barrington, RI. Jim became principal owner and president of the PawSox following the sale of the club on Feb. 23, 2015 to him, Chairman Larry Lucchino and the new ownership group. He was a highly respected attorney and leading partner at Locke Lord Edwards LLP, one of the nation's top law firms.



**JOHN "WINDY" MCCALL**, 89, former LHP, on 2/5/15 of Tucson, AZ. John was signed by Boston as an amateur free agent in 1947 and pitched for the Red Sox from 1948-49 going 0-1 in 10.2 IP (6 games).

# Live Red Sox Baseball



# At Bat

[redsox.com](http://redsox.com)



Available on supported iPhone, iPad, iPod Touch, Android phones and tablets, Kindles, and Fire phone.

© 2016 MLB Advanced Media, L.P. All Major League Baseball trademarks, service marks and copyrights used herein are the property of the applicable MLB entity. All rights reserved. Any other marks used herein are trademarks of their respective owners. Photos: Getty Images.



**Coaching Staff**

# 53 JOHN FARRELL MANAGER



**Opening Day Age:** 53

**Born:** 8/4/1962 in Monmouth Beach, NJ

**Resides:** Clearwater Beach, FL

**MLB Coaching Career:** Pitching Coach, Boston Red Sox (2007-10); Manager, Toronto Blue Jays (2011-12); Manager, Boston Red Sox (2013-present)

## Managerial/Coaching Career

- Enters his 4th season as Red Sox manager...Is in his 2nd stint with the organization after serving as Boston's ML pitching coach for 4 years (2007-10).
- Named the 46th manager in club history on 10/21/12.
- On 2/21/15, signed a contract extension through the 2017 season with a club option for 2018.
- Announced that he was diagnosed with stage 1 non-Hodgkin's Burkitt lymphoma on 8/14/15 and took medical leave from the club...Bench coach Torey Lovullo served as interim manager for remainder of season.
- Red Sox announced on 10/4/15 that he would return to his role as manager for 2016.
- Announced on 10/22/15 that post-treatment testing revealed his cancer was in remission.
- As of the start of the 2016 season, is the only former ML pitcher actively managing in the big leagues.
- Is 1 of 5 members from the 1988 Indians to go on to manage in the majors, along with Bud Black, Terry Francona, Charlie Manuel (hitting coach), and Ron Washington.
- Earned his 200th career win as Red Sox manager on 6/24/15 vs. BAL...Credited with the 400th win of his MLB managerial career in the Sox' victory on 9/30/15 at NYY.
- Since its inception in 2014, has initiated 86 Manager's Instant Replay Challenges...Has had 38 calls overturned (44%), 23 stand, and 25 confirmed (includes Torey Lovullo's challenges from 8/14/15-season's end).
- Has been ejected 13 times in his career as a ML manager, including 8 with BOS and 5 with TOR (was also ejected twice as BOS pitching coach).
- Had 51 players appear in a game in 2015...Club had 25 position players and 26 pitchers see game action, including 14 rookies (9 pitchers)...Also had 9 players make their ML debut.
- Earned his 100th regular-season win as Red Sox manager on 4/7/14 vs. TEX in his 169th game...Is the 5th-fastest skipper in club history to reach that number of wins.
- The Red Sox' victory on 8/1/14 vs. NYY marked the 300th win of his MLB managerial career.
- Managed the 2014 American League All-Star team in its 5-3 win over the NL on 7/15 at MIN's Target Field.
- Was manager of the MLB All-Star team for the All-Star Series 2014 in Japan (November 2014)...Was selected by MLB to replace former TEX manager Ron Washington on 9/25.
- Finished 2nd in 2013 American League Manager of the Year voting with a total of 96 points behind CLE's Terry Francona (112 points)...Received 12 first-place votes, 10 second-place votes, and 6 third-place votes.
- Named 2013 AL Manager of the Year by *The Sporting News*, and MLB Manager of the Year by the Boston chapter of the BBWAA.
- Led the 2013 Red Sox to a 97-65 record (.599)—tied for tops in the majors with St. Louis—as well as the AL East Division championship and the 2013 World Series title.
- Became just the 2nd Red Sox manager to lead Boston to at least a share of MLB's best record in his 1st year at the helm, along with Jake Stahl in 1912...Is the 4th Sox manager to bring home the AL's best record in his 1st season with the club, along with Stahl, Ed Barrow in 1918, and Dick Williams in 1967...97 wins trailed only Stahl (105, 1912) and Francona (98, 2004) for the most under a 1st-year Sox manager.
- Among managers spending a full season in their 1st year at the helm with a team, became the 1st to take a share of the top major league record since Bill Virdon with the Pirates in 1972 (Elias).
- Was just the 7th manager to lead the Red Sox to the postseason in his 1st year at the helm, joining Jake Stahl (1912), Ed Barrow (1918), Dick Williams (1967), Joe Morgan (1988), Kevin Kennedy (1995), and Terry Francona (2004)...Was the 4th to advance and win the World Series along with Stahl, Barrow, and Francona.
- With an 8-2 victory on 4/1/13 at Yankee Stadium, became the 1st Red Sox skipper to win his managerial debut on Opening Day since Jimmy Williams in 1997.
- Guided BOS to a 60-40 mark in its 1st 100 games of the 2013 season, just the 2nd manager in the last 60 years to win at least 60 of his 1st 100 decisions at the helm of the Red Sox, joining Kevin Kennedy (61-39 in 1995) (Elias).
- Is just the 3rd Sox manager who had a previous pro career as a pitcher...Joins Cy Young, who served as player/manager for the first 6 games of the 1907 season, and Joe Kerrigan, who skippered the final 43 games of 2001.

## John Farrell, Continued

- Acquired from the Blue Jays on 10/21/12 and agreed to a 3-year contract through 2015...As compensation to TOR, to whom he had been under contract through 2013, the Red Sox sent SS Mike Aviles and received in return RHP David Carpenter...Became the 7th manager in ML history acquired by a club while under contract to another.
- Named as the 12th manager in the Blue Jays' history on 10/25/10...Under his guidance, TOR finished 81-81 (.500) in 2011 and 73-89 (.451) in 2012.
- While at the helm, TOR stole 131 bases in 2011 and 123 in 2012, its highest marks in 10 years (since the club's 123 in 2002)...The 2-year total, 254, marks the 4th most in the American League during that span.
- His 2011 Blue Jays club went 11-0 in extra-inning games at home...They became the 1st team to win at least 10 extra-inning games at home without a loss since 1901.
- Selected as a coach on the 2011 All-Star team by American League skipper Ron Washington.
- During his tenure as Red Sox pitching coach from 2007-10, the staff held opponents to an AL-low .254 AVG, led the league in strikeouts (4,771), and posted the 3rd-best ERA in the AL at 4.11 (2,637 ER/5,778.1 IP)...The Sox reached the postseason in each of his first 3 seasons in BOS and won a World Series Championship in 2007.
- Under his tutelage, both Clay Buchholz and Jon Lester were named All-Stars in 2010.
- The Red Sox led the AL in strikeouts twice while he was guiding the staff, with 1,185 in 2008 and 1,207 in 2010...The club's 1,230 strikeouts in 2009 ranked 2nd in the AL, the 2nd-highest single-season total in franchise history.
- In his 1st year as BOS's pitching coach in 2007, Sox hurlers led the American League with a 3.87 ERA (618 ER/1,438.2 IP), 2nd in the majors only to the Padres' 3.70 mark.
- Spent 5 years as Director of Player Development for the Indians from November 2001-November 2006...In that role, oversaw all elements of the club's player development system, including the organization's 6 minor league affiliates and the Latin American programs in Venezuela and the Dominican Republic...Also supervised the signing of all minor league free agents while assisting in major league player acquisitions.
- On his watch, CLE earned "Organization of the Year" honors in 2003 and 2004 from *USA Today's Sports Weekly* and was named by *Baseball America* as the top farm system in 2003.
- Served as assistant coach/pitching & recruiting coordinator at his alma mater Oklahoma State University for 5 seasons from 1997-2001...With the Cowboys, instilled new disciplines and methods into the program and mentored 14 pitchers that were drafted or signed as non-drafted free agents at the professional level, including 1999 National League Rookie of the Year Scott Williamson...Completed his bachelor's degree at OSU in 1996.

### Playing Career

---

- Selected by CLE in the 2nd round of the 1984 June Draft...Right-hander pitched in 116 ML games (109 starts) over an 8-year career with the Indians (1987-90, 1995), Angels (1993-94), and Tigers (1996)...Went 36-46 with a 4.56 ERA (354 ER/698.2 IP).
- Went 28-25 with 12 complete games and a 3.86 ERA (209 ER/487.1 IP) in 72 games (70 starts) over his first 3 big league seasons from 1987-89.
- Won a career-high 14 games in 1988 and had a 3.63 ERA (84 ER/208.0 IP) in 1989, when he made a career-high 31 starts.
- Hampered by injuries the remainder of his playing career...Missed entire 1991 and 1992 seasons with right elbow problems...Twice underwent Tommy John surgery, first in October 1990 (Dr. Jacobs) and again in September 1991 (Dr. Jobe).

### Personal

---

- Full name: John Edward Farrell.
- Has 3 sons, all of whom are involved in baseball: Jeremy, an 8th-round selection by PIT in the 2008 June Draft, now works for the Cubs as a minor league hitting coach; Shane, a 2011 June Draft selection by TOR, also works for the Cubs as an amateur scouting assistant; and Luke, a right-handed pitcher in KC'S minor league system...Has 2 grandsons, Kason and Kolby.
- Played 4 seasons of baseball at Oklahoma State University (1981-84)...Compiled an 11-2 mark with 2 saves and a 3.01 ERA his senior season, earning All Big-Eight Conference honors.
- Pitched for the Cape Cod Baseball League's Hyannis club in 1982.
- Graduated from Shore Regional (NJ) High School in 1980...Lettered in baseball and basketball.

## John Farrell, Continued

### In the Community

Since re-joining the Red Sox John has been actively involved in the club's community outreach both in Boston and in Fort Myers, FL...In 2015, attended the Mass Mentoring Champions of Mentoring event, as well as the Girls of Summer event...Also participated in the Ice Bucket Challenge and met with Jimmy Fund patients during their trip to Fenway Park...During Spring Training, participated in the Children's Hospital of Southwest Florida Golf Classic, attended the Red Sox Foundation Casino Night, participated in a Red Sox Destinations event, attended the Lee County Boys & Girls Club dinner, and took part in the Diamond Dinner benefitting the Children's Hospital of Southwest Florida...Has interacted with fans at Red Sox Winter Weekend in each of the last two offseasons...Has also participated in annual in-season community events including the Welcome Home Dinner, Jimmy Fund Radio-Telethon, and Picnic in the Park...In January 2015, along with actor Chris Evans, co-hosted an event to benefit Christopher's Haven at Fenway Park...Attended Christmas at Fenway in December 2014...In April 2014, visited patients at the Walter Reed National Military Medical Center in Bethesda, MD...The Monmouth Beach native traveled with members of the front office to Union Beach, NJ in December 2012 to help those whose homes were devastated by Hurricane Sandy...Also worked with the group to put on a holiday party at the Church of the Precious Blood in Monmouth Beach, where he is a member...During the 2012 offseason, visited with patients at Boston Children's Hospital and the Jimmy Fund as part of the Sox Holiday Caravan and met with fans at the Fenway Park Holiday Fest and Christmas at Fenway event...Selected as the 2009 recipient of the Red Sox Good Guy Award from the Boston Chapter of the BBWAA, served as a spokesperson for the Mass Mentoring Program during his 1st stint with BOS from 2007-10 and took part in several events that benefitted the Red Sox Foundation.

2016  
Red Sox

### John Farrell's Career Managerial Record

YEAR	CLUB	LEAGUE	W-L	PCT.	FINISH
2011	TORONTO	American	81-81	.500	4th, East
2012	TORONTO	American	73-89	.451	4th, East
2013	BOSTON	American	97-69	.599	1st, East
2014	BOSTON	American	71-91	.438	5th, East
2015	BOSTON	American	78-84	.481	5th, East
<b>Major League Totals (5 seasons)</b>			<b>400-410</b>	<b>.494</b>	
<b>Red Sox Totals (3 seasons)</b>			<b>246-244</b>	<b>.502</b>	

### John Farrell's Major League Record

YEAR	CLUB	W-L	ERA	G	GS	CG	SHO	SV	IP	H	R	ER	HR	HB	BB	SO	WP	BK
1987	CLEVELAND	5-1	3.39	10	9	1	0	0	69.0	68	29	26	7	5	22	28	1	1
1988	CLEVELAND	14-10	4.24	31	30	4	0	0	210.1	216	106	99	15	9	67	92	2	3
1989	CLEVELAND	9-14	3.63	31	31	7	2	0	208.0	196	97	84	14	7	71	132	4	0
1990	CLEVELAND	4-5	4.28	17	17	1	0	0	96.2	108	49	46	10	1	33	44	1	0
1993	CALIFORNIA	3-12	7.35	21	17	0	0	0	90.2	110	74	74	22	7	44	45	3	0
1994	CALIFORNIA	1-2	9.00	3	3	0	0	0	13.0	16	14	13	2	1	8	10	0	0
1995	CLEVELAND	0-0	3.86	1	0	0	0	0	4.2	7	4	2	0	0	0	4	0	0
1996	DETROIT	0-2	14.21	2	2	0	0	0	6.1	11	10	10	2	1	5	0	1	0
<b>Major League Totals</b>		<b>36-46</b>	<b>4.56</b>	<b>116</b>	<b>109</b>	<b>13</b>	<b>2</b>	<b>0</b>	<b>698.2</b>	<b>732</b>	<b>383</b>	<b>354</b>	<b>72</b>	<b>31</b>	<b>250</b>	<b>355</b>	<b>12</b>	<b>4</b>



# 20 RUBEN AMARO JR.

## FIRST BASE COACH



**Opening Day Age:** 51  
**Born:** 2/12/1965 in Philadelphia, PA  
**Resides:** Washington Crossing, PA  
**MLB Coaching Career:** First Base Coach,  
 Boston Red Sox (1st season)

Ruben Amaro Jr.

### Coaching/Front Office Career

- Enters his 1st season as Boston's First Base Coach after being named to the position on 10/26/15...Upcoming season will mark his 1st year coaching in baseball at any level.
- Will also serve as Boston's outfield instructor and will assist with baserunning instruction.
- Served as Senior Vice President & General Manager of the Philadelphia Phillies for parts of 7 seasons from November 2008-September 2015...Was the 9th GM in Phillies history.
- During his tenure as General Manager, his clubs won 3 consecutive National League East Division titles (2009-11) and were NL champions in 2009.
- In his first 4 years as GM, the Phillies posted a 373-275 (.576) record, the best in the NL...Overall, the Phillies were 573-539 (.515) during his tenure, the 4th-highest winning percentage in the NL in that span.
- His clubs posted the best record in baseball in both the 2010 (97-65) and 2011 (102-60) seasons...Prior to the 2010 campaign, the Phillies had never posted the best record in baseball over a single season.
- Following his final season as a player in 1998, joined the Phillies' front office as Assistant General Manager for 10 years...Worked alongside Ed Wade (1999-2005) and Hall of Famer Pat Gillick (2006-08) as the club ended a 14-year playoff drought in 2007 and won the 2008 World Series against the Tampa Bay Rays.

### Playing Career

- Played 8 seasons in the majors as an outfielder for the California Angels (1991), Philadelphia Phillies (1992-93; 1996-98), and Cleveland Indians (1994-95).
- Was a member of the NL-champion Phillies in 1993 and the AL-champion Indians in 1995.
- Was teammates with John Farrell in the Indians organization from 1994-95, playing together for Triple-A Charlotte (1994) and Triple-A Buffalo (1995), and appearing in 1 ML game together with CLE on 9/17/95 vs. BOS... Also played with Torey Lovullo on that 1995 Buffalo team, as well as with Victor Rodriguez for Triple-A Scranton/Wilkes-Barre (PHI) from 1992-93...Was in the California Angels system with Chili Davis from 1988-90, but never played on the same team.
- Finished 4th among all NL pinch-hitters with a .387 AVG (12-for-31) in 1996.
- Was an 11th-round selection of the Angels in the 1987 June Draft and made his ML debut with California in 1991.

### Personal

- Full name: Ruben Amaro Jr.
- Married to Jami...Has 2 daughters, Sophia and Andrea, and 3 step-children, Samantha, Colby, and Ayden.
- Was a 1987 graduate of Stanford University, earning a degree in human biology...Was also a member of Stanford's College World Series championship team in 1987, posting a .344/.456/.537 line and leading the team with 77 runs scored and 38 steals in 67 games.
- He and his father, Ruben Sr., a former Phillies infielder and 1st base coach, remain the only father-son combination to ever play for the Phillies.

### Ruben Amaro Jr.'s Major League Record

YEAR	CLUB	AVG	G	AB	R	H	2B	3B	HR	RBI	SH	SF	HB	BB	SO	SB	CS	E
1991	CALIFORNIA	.217	10	23	0	5	1	0	0	2	0	0	0	3	3	0	0	1
1992	PHILADELPHIA	.219	126	374	43	82	15	6	7	34	4	2	9	37	54	11	5	2
1993	PHILADELPHIA	.333	25	48	7	16	2	2	1	6	3	1	0	6	5	0	0	1
1994	CLEVELAND	.217	26	23	5	5	1	0	2	5	0	0	0	2	3	2	1	1
1995	CLEVELAND	.200	28	60	5	12	3	0	1	7	2	0	2	4	6	1	3	0
1996	PHILADELPHIA	.316	61	117	14	37	10	0	2	15	1	0	3	9	18	0	0	0
1997	PHILADELPHIA	.234	117	175	18	41	6	1	2	21	0	2	2	21	24	1	1	1
1998	PHILADELPHIA	.187	92	107	7	20	5	0	1	10	1	3	0	6	15	0	0	0
<b>Major League Totals</b>		<b>.235</b>	<b>485</b>	<b>927</b>	<b>99</b>	<b>218</b>	<b>43</b>	<b>9</b>	<b>16</b>	<b>100</b>	<b>11</b>	<b>8</b>	<b>16</b>	<b>88</b>	<b>128</b>	<b>15</b>	<b>10</b>	<b>6</b>

# 55 BRIAN BUTTERFIELD

## THIRD BASE COACH



**Opening Day Age:** 59

**Born:** 3/9/1957 in Bangor, ME

**Resides:** Orono, ME

**MLB Coaching Career:** First Base Coach, New York Yankees (1994-95); Third Base Coach, Arizona Diamondbacks (1998-2000); Third Base Coach, Toronto Blue Jays (2002-07, 2010-12); Bench Coach, Toronto Blue Jays (2008-09); Third Base Coach, Boston Red Sox (2013-present)

### Coaching Career

- ✦ Entering his 4th season as Red Sox Third Base Coach and his 20th year coaching at the ML level...Was named to the position on 10/30/12...Has 37 years of experience in professional baseball.
- ✦ Also serves as Boston's infield instructor and baserunning instructor.
- ✦ Was the Third Base Coach for the 2014 AL All-Stars on 7/15 at MIN.
- ✦ Served on John Farrell's coaching staff for the MLB All-Star Series 2014 in Japan (November 2014).
- ✦ Was inducted into the Maine Baseball Hall of Fame on 8/3/14.
- ✦ Spent 11 years as a coach in the Blue Jays organization...Had 2 stints as third base coach (2002-07, 2010-12), and worked on John Farrell's staff in 2011-12...Was Toronto's bench coach from 2008-09.
- ✦ Previously served on ML staffs under Buck Showalter both with the Yankees and Diamondbacks...Was NYY's first base coach in 1994-95, and the third base and infield coach for ARI from 1998-2000.
- ✦ Managed for parts of 6 minor league seasons in the Yankees system and compiled a 300-293 (.506) record at Rookie-level Sarasota (1988), Short-A Oneonta (1989), Single-A Greensboro (1990), High-A Fort Lauderdale (1992), High-A Tampa (2001), and Triple-A Columbus (April-May, 2002).
- ✦ In 1st season as a minor league manager in 1988, earned Gulf Coast League Manager of the Year honors after guiding Sarasota to the league championship...Led his Tampa Yankees squad to a share of the Florida State League title in 2001.
- ✦ Spent 1996-97 with ARI working as a roving infield instructor, minor league manager, and scout of ML talent in preparation for the expansion draft.
- ✦ Served 4 seasons as a minor league coach in the NYY system with stops at Single-A Fort Lauderdale (1985), Triple-A Columbus (1986), Short-A Oneonta (1987), and Double-A Albany-Colonie (1993).
- ✦ Began post-playing career as a roving infield instructor in the Yankees organization in 1984, a position he also later held in 1991.

### Playing Career

- ✦ Signed by the Yankees as a free agent in 1979...Played 397 minor league games over 5 seasons in the New York (1979-82) and San Diego (1983) systems while appearing primarily at 2nd base.
- ✦ Earned team MVP honors in 1981 with High-A Fort Lauderdale when he hit .286 in 94 games with 7 doubles and 27 RBI.

### Personal

- ✦ Full name: Brian James Butterfield.
- ✦ Married to Jan...The couple has 2 sons, John and Chris, and 3 grandchildren, Madison, Mason, and Grace.
- ✦ Attended the University of Maine as a freshman in 1976 and lettered in baseball and basketball.
- ✦ Transferred to Valencia Community College and was named Florida Junior College Player of the Year in 1977.
- ✦ Moved to Florida Southern College for 2 years and was a member of the 1978 National Championship Team... Following his 1st professional season, returned to coach in the fall at Florida Southern in 1979 and completed his bachelor's degree in physical education at the college in 1980.
- ✦ Worked as an assistant coach at Eckerd College (FL) in 1980-81.
- ✦ Is the son of the late Jack Butterfield who at one time served as Vice President of Player Development and Scouting for the Yankees.

# 44 CHILI DAVIS

## HITTING COACH



**Opening Day Age:** 56

**Born:** 1/17/1960 in Kingston, Jamaica

**Resides:** Paradise Valley, AZ

**MLB Coaching Career:** Hitting Coach, Oakland Athletics (2012-14); Hitting Coach, Boston Red Sox (2015-present)

### Coaching Career

- ✦ Entering his 2nd season as Red Sox Hitting Coach...Was named to the position on 10/23/14, with the appointment marking his return to the BOS organization after having served as hitting coach for Triple-A Pawtucket in 2011.
- ✦ Last year, along with Assistant Hitting Coach Victor Rodriguez, worked with Red Sox batters as they finished 4th in the AL in batting average (.265), runs scored (748) and runs/game (4.62)...In addition, Boston batters led the majors in pitches seen (24,657) and led the AL in pitches/plate appearance (3.95).
- ✦ Spent 3 years (2012-14) as hitting coach for the Oakland Athletics...Was named to that position on 11/26/11...2012 was his 1st year as a ML coach.
- ✦ Over his 3-year stint with OAK, the Athletics led the majors in walks (1,709), and finished 4th in HR (527) and 5th in runs scored (2,209).
- ✦ In 2014, A's hitters led the AL in walks (586) and triples (33), and ranked 4th in times on base (1,989).
- ✦ In his 1st year with OAK (2012), the A's increased both their total number of runs scored (+68) and home runs (+81) over the previous year.
- ✦ Served as hitting coach for the Pawtucket Red Sox in 2011...Under his guidance the PawSox, the North Division champions, ranked among International League leaders in on-base percentage (3rd, .335), runs scored (3rd, 657), HR (5th, 132), and SLG (6th, .401).
- ✦ Served as a part-time instructor in the Los Angeles Dodgers' Fall Instructional League in 2010.
- ✦ Started his professional coaching career as hitting coach for the Australian Baseball Academy...Spent 2 years (2003-04) in that role.

### Playing Career

- ✦ Selected by SF in the 11th round of the 1977 June Draft...A switch-hitting outfielder, played 19 seasons in the majors between the Giants (1981-87), Angels (1988-90; 1993-96), Twins (1991-92), Royals (1997), and Yankees (1998-99).
- ✦ Won World Series championships with the Twins (1991), and twice with the Yankees (1998-99)...Was teammates with Carl Willis in MIN from 1991-92.
- ✦ Selected to 3 All-Star teams in his career: 1984 and 1986 for SF and 1994 for CAL.
- ✦ Overall, was a career .274 hitter (2,380-for-8,673) with 424 2B, 30 3B, 350 HR, 1,372 RBI, and 1,240 runs scored in 2,436 games.
- ✦ Became the 1st-ever Jamaican-born player to appear in the majors when he made his debut on 4/10/81 vs. SD...Is 1 of only 4 Jamaican-born players ever to appear in a ML game (also Devon White, Rolando Roomes, and Justin Masterson).
- ✦ Finished 4th in NL Rookie of the Year voting in 1982 after hitting .261 with 27 2B, 6 3B, 19 HR, 76 RBI, and 24 SB in 154 games for the Giants.
- ✦ Belted a career-high 30 HR for the Royals in 1997...Hit 20 or more homers in 10 different seasons, narrowly missing 12 as he finished with 19 homers twice (1982 & 1999).
- ✦ Drove in a career-high 112 runs for CAL in 1993...Drove in 80 or more runs in a season 9 times.
- ✦ Was a teammate of both Red Sox Manager John Farrell (1993-94) and Bench Coach Torey Lovullo (1993) with the Angels.
- ✦ Among all-time switch-hitters, ranks 7th in HR and RBI, 8th in extra-base hits (804), and 9th in walks (1,194) and games.
- ✦ Retired at the age of 39, following the 1999 season with the World Champion Yankees.

# Chili Davis, Continued

## Personal

- 👤 Full name: Charles Theodore Davis.
- 👤 Married to Ann.
- 🎓 Graduated from Dorsey (CA) High School...Lettered in baseball and basketball.

## Chili Davis' Major League Record

YEAR	CLUB	AVG	G	AB	R	H	2B	3B	HR	RBI	SH	SF	HB	BB	SO	SB	CS	E
1981	SAN FRANCISCO	.133	8	15	1	2	0	0	0	0	0	0	0	1	2	2	0	0
1982	SAN FRANCISCO	.261	154	641	86	167	27	6	19	76	7	6	2	45	115	24	13	12
1983	SAN FRANCISCO	.233	137	486	54	113	21	2	11	59	3	9	0	55	108	10	12	9
1984	SAN FRANCISCO	.315	137	499	87	157	21	6	21	81	2	2	1	42	74	12	8	9
1985	SAN FRANCISCO	.270	136	481	53	130	25	2	13	56	1	7	0	62	74	15	7	6
1986	SAN FRANCISCO	.278	153	526	71	146	28	3	13	70	2	5	1	84	96	16	13	9
1987	SAN FRANCISCO	.250	149	500	80	125	22	1	24	76	0	4	2	72	109	16	9	7
1988	CALIFORNIA	.268	158	600	81	161	29	3	21	93	1	10	0	56	118	9	10	19
1989	CALIFORNIA	.271	154	560	81	152	24	1	22	90	3	6	0	61	109	3	0	6
1990	CALIFORNIA	.265	113	412	58	109	17	1	12	58	0	3	0	61	89	1	2	3
1991	MINNESOTA	.277	153	534	84	148	34	1	29	93	0	4	1	95	117	5	6	0
1992	MINNESOTA	.288	138	444	63	128	27	2	12	66	0	9	3	73	76	4	5	0
1993	CALIFORNIA	.243	153	573	74	139	32	0	27	112	0	0	1	71	135	4	1	0
1994	CALIFORNIA	.311	108	392	72	122	18	1	26	84	0	6	1	69	84	3	2	0
1995	CALIFORNIA	.318	119	424	81	135	23	0	20	86	0	9	0	89	79	3	3	0
1996	CALIFORNIA	.292	145	530	73	155	24	0	28	95	1	6	0	86	99	5	2	0
1997	KANSAS CITY	.279	140	477	71	133	20	0	30	90	0	4	1	85	96	6	3	0
1998	NEW YORK (AL)	.291	35	103	11	30	7	0	3	9	0	1	0	14	18	0	1	0
1999	NEW YORK (AL)	.269	146	476	59	128	25	1	19	78	0	3	2	73	100	4	1	0
<b>Major League Totals</b>		<b>.274</b>	<b>2436</b>	<b>8673</b>	<b>1240</b>	<b>2380</b>	<b>424</b>	<b>30</b>	<b>350</b>	<b>1372</b>	<b>20</b>	<b>94</b>	<b>15</b>	<b>1194</b>	<b>1698</b>	<b>142</b>	<b>98</b>	<b>80</b>

2016 Red Sox

## RED SOX WHO HAVE PLAYED IN EVERY GAME

25 players have played in every game of a regular season for the Red Sox (a total of 43 times). Dwight Evans was the last player to do so in 1984. He also played all the team's games in 1981 and 1982. Shortstop Everett Scott did so 5 straight years (1917-21) when he set the club record by playing in 832 consecutive games from 6/20/1916-10/2/1921. Evans, Buck Freeman, Freddy Parent, and Candy LaChance did so 3 times while Hobe Ferris, Chick Stahl, Vern Stephens, Frank Malzone, Carl Yastrzemski, and Jim Rice played all the games twice, including 1978 when there were 163 games. Rice also missed only one game in 1977.

YEAR	GAMES	PLAYER	YEAR	GAMES	PLAYER
1901	138	2B Hobe Ferris	1922	154	2B Del Pratt
		SS Freddy Parent	1924	156	2B Bill Wambsgans
		3B Jimmy Collins	1926	154	1B Phil Todt
		LF Tommy Dowd	1930	154	CF Tom Oliver
1902	138	1B Candy LaChance	1936	155	1B Jimmie Foxx
		SS Freddy Parent	1943	155	2B Bobby Doerr
		RF Buck Freeman	1948	155	SS Vern Stephens
1903	141	1B Candy LaChance			CF Dom DiMaggio
		2B Hobe Ferris	1949	155	SS Vern Stephens
		RF Buck Freeman			LF Ted Williams
1904	157	1B Candy LaChance	1956	155	CF Jimmy Piersall
		RF Buck Freeman	1958	155	3B Frank Malzone
		CF Chick Stahl	1959	154	3B Frank Malzone
1905	153	SS Freddy Parent	1962	160	LF Carl Yastrzemski
1906	155	CF Chick Stahl	1966	162	1B George Scott
1912	154	LF Duffy Lewis	1969	162	LF Carl Yastrzemski
1917	157	SS Everett Scott	1978	163	LF Jim Rice
1918	126	SS Everett Scott	1981	108	LF Jim Rice
		RF Harry Hooper			RF Dwight Evans
1919	138	SS Everett Scott	1982	162	RF Dwight Evans
1920	154	SS Everett Scott	1984	162	RF Dwight Evans
1921	154	SS Everett Scott			

# 58 DANA LEVANGIE

## BULLPEN COACH



**Opening Day Age:** 46

**Born:** 8/11/1969 in Brockton, MA

**Resides:** East Bridgewater, MA

**MLB Coaching Career:** Bullpen Coach,  
Boston Red Sox (2013-present)

### Coaching Career

---

- Enters his 4th season as Red Sox Bullpen Coach...Named to that position on 2/5/13.
- In addition to his duties as Bullpen Coach, serves as the club's catching coordinator and continues to assist in advance scouting for the club.
- Was named interim bench coach for the Red Sox assisting Torey Lovullo on 8/19/15 while John Farrell was on medical leave.
- 2013 marked 1st season on the ML coaching staff...Has spent entire 25-year professional baseball career in the Red Sox organization, including his playing career.
- Spent 7 seasons from 2006-12 as a major league advance scout for the Red Sox.
- Served as a pro scout for the Sox in 2005...Held the position of bullpen catcher for 8 years from 1997-2004.

### Playing Career

---

- Selected by BOS in the 14th round of the 1991 June Draft...The former catcher played 6 seasons in the Red Sox minor league system...Reached the Triple-A level with Pawtucket in 1995.

### Personal

---

- Full name: Dana Alan LeVangie.
- Married to Traci...The couple has a son, Liam (15), and daughter, Avery (12).
- Graduated from Whitman-Hanson (MA) High School in 1987 where he also played football and wrestled.
- Attended both Cape Cod Community College (1987-89) and American International College in Springfield, MA (1989-91)...Hit .473 (13 HR, 87 RBI) in 42 games his senior year...Named the 1991 Division II Northeast Player of the Year and earned Northeast-10 Player of the Year honors that year...Played in the 1991 New England College All-Star Game at Fenway Park.
- Is a member of the American International College Athletic Hall of Fame...In 2011 was elected to the Northeast-10 Baseball Hall of Fame.

# 17 TOREY LOVULLO

## BENCH COACH



**Opening Day Age:** 50

**Born:** 7/25/1965 in Santa Monica, CA

**Resides:** Westlake Village, CA

**MLB Coaching Career:** First Base Coach, Toronto Blue Jays (2011-12); Bench Coach, Boston Red Sox (2013-present)

### Coaching Career

- Entering his 4th season as Red Sox Bench Coach after being named to the position on 10/26/12...Signed a 2-year contract extension at the end of the 2015 season taking him through 2017.
- Is in his 2nd stint in the organization after having served as manager for Triple-A Pawtucket in 2010.
- In addition to his role as Bench Coach, also coordinates Red Sox Major League Spring Training.
- Served as interim manager from 8/14/15 through the remainder of the season when John Farrell went on medical leave...Guided the team to a 28-20 (.583) record while at the helm...The Sox' record in that span was T-3rd best in the AL and T-6th in MLB.
- Served as John Farrell's Bench Coach for the 2014 American League All-Stars on 7/15 at MIN.
- As manager of the PawSox in 2010, 21 of his players contributed to the ML club.
- Was First Base Coach on John Farrell's staff in TOR for the 2011-12 seasons, his 1st years on a big league staff.
- Owens a 661-609 (.520) record in 9 seasons as a minor league manager in the Indians and Red Sox systems...Guided his clubs to 4 postseason appearances and 2 league championships.
- Managed from 2002-09 in the CLE system, where Farrell was Director of Player Development from 2002-06...Managed Single-A Columbus (2002), High-A Kinston (2003-04), Double-A Akron (2005), Triple-A Buffalo (2006-08), and Triple-A Columbus (2009)...Took Columbus to the South Atlantic League final in his 2002 managerial debut.
- Named Carolina League Manager of the Year in 2004 after leading his club to the CL Championship.
- Earned both *Baseball America* Double-A Manager of the Year and Eastern League Manager of the Year honors after leading Akron to the EL Championship in 2005.
- Joined the CLE organization in 2001 as a roving coordinator.

### Playing Career

- Selected by the Tigers in the 5th round of the 1987 June Draft...Played parts of 8 ML seasons with the Tigers (1988-89), Yankees (1991), Angels (1993), Mariners (1994), A's (1996), Indians (1998), and Phillies (1999).
- Primarily a 2nd baseman, hit .224 (165-for-737) with 15 HR and 60 RBI in 303 big league games.
- Concluded career with a season in Japan for the Yakult Swallows in 2000.

### Personal

- Full name: Salvatore Anthony Lovullo...Last name is pronounced "luh-VEL-oh."
- Married to Kristen...The couple has 3 children: Nick, Taylor, and Connor...Nick was selected by the Red Sox in the 34th round of the 2015 June Draft, but elected to return for his senior year at Holy Cross.
- Graduated from UCLA in 1987...Named to *The Sporting News* All-America Team as a 2nd baseman that year.
- Father was a producer on the show Hee-Haw.

### Torey Lovullo's Major League Record

YEAR	CLUB	AVG	G	AB	R	H	2B	3B	HR	RBI	SH	SF	HB	BB	SO	SB	CS	E
1988	DETROIT	.381	12	21	2	8	1	1	1	2	1	0	0	1	2	0	0	0
1989	DETROIT	.115	29	87	8	10	2	0	1	4	1	2	0	14	20	0	0	1
1991	NEW YORK (AL)	.176	22	51	0	9	2	0	0	2	3	0	0	5	7	0	0	3
1993	CALIFORNIA	.251	116	367	42	92	20	0	6	30	3	2	1	36	49	7	6	11
1994	SEATTLE	.222	36	72	9	16	5	0	2	7	0	0	0	9	13	1	0	1
1996	OAKLAND	.220	65	82	15	18	4	0	3	9	3	1	2	11	17	1	2	1
1998	CLEVELAND	.211	6	19	1	4	1	0	0	1	1	0	0	1	2	0	0	1
1999	PHILADELPHIA	.211	17	38	3	8	0	0	2	5	0	0	0	3	11	0	0	0
<b>Major League Totals</b>		<b>.224</b>	<b>303</b>	<b>737</b>	<b>80</b>	<b>165</b>	<b>35</b>	<b>1</b>	<b>15</b>	<b>60</b>	<b>12</b>	<b>5</b>	<b>3</b>	<b>80</b>	<b>121</b>	<b>9</b>	<b>8</b>	<b>18</b>

# 57 VICTOR RODRIGUEZ

## ASSISTANT HITTING COACH



**Opening Day Age:** 54

**Born:** 7/14/1961 in New York, NY

**Resides:** Fort Myers, FL

**MLB Coaching Career:** Assistant Hitting Coach,  
Boston Red Sox (2013-present)

### Coaching Career

- Begins his 4th season as Boston's Assistant Hitting Coach...Was named to that position on 11/30/12...The 2016 season will mark his 22nd year in the Red Sox organization.
- Last year, along with Hitting Coach Chili Davis, worked with Red Sox batters as they finished 4th in the AL in batting average (.265), runs scored (748) and runs/game (4.62)...In addition, Boston batters led the majors in pitches seen (24,657) and led the AL in pitches/plate appearance (3.95).
- Served as Assistant Hitting Coach for the 2014 AL All-Stars on 7/15 at MIN.
- Named 2014 "Man of the Year" by the BoSox Club on 9/24...The award is annually given to a deserving team member recognizing not only their contribution to the success of the team on the field, but also for their cooperation and efforts in community endeavors.
- In 2013, along with then-hitting coach Greg Colbrunn, worked with Red Sox batters who led the majors in several offensive categories, including runs (853), runs per game (5.27), RBI (819), SLG (.446), OBP (.349), OPS (.795), total bases (2,521), extra-base hits (570), and doubles (363)...The Sox were also 2nd in MLB in AVG (.277) and hits (1,566), and 3rd in walks (581).
- From 2007-12 served as the Red Sox' minor league hitting coordinator, a position he also held in 2002...For 3 seasons (2004-06) was the club's Latin field coordinator...Was a minor league hitting instructor in 2003.
- Was a hitting coach in the Red Sox system for 6 years which included stints at High-A Sarasota (1996-98), Rookie-level Gulf Coast League (1999, 2001), and Single-A Augusta (2000).
- Began his coaching career in the Red Sox organization in 1995 after playing in 31 games with Triple-A Pawtucket.

### Playing Career

- Signed by BAL in 1977 at the age of 15...Played for parts of 19 pro seasons in the Orioles (1977-84), Padres (1985), Cardinals (1986-87), Twins (1988-91), Phillies (1992-93), Marlins (1994), and Red Sox (1995) organizations.
- An infielder, appeared in 17 major league games over stints with BAL (1984) and MIN (1989) and hit .429 (12-for-28).
- In 1,759 minor league games, batted .295 (1,905-for-6,468) with 102 HR and 774 RBI...Received the Clyde Kluttz Orioles Organization Player of the Year Award in 1981.

### Personal

- Full name: Victor Manuel Rodriguez.
- Married to Elba...The couple has 2 sons, Victor Jr., an area scout for the Tampa Bay Rays, and Miguel, who was selected by the Red Sox in the 36th round of the 2012 June Draft as a catcher.
- Attended Naguabo High School in Puerto Rico.

### Victor Rodriguez's Major League Record

YEAR	CLUB	AVG	G	AB	R	H	2B	3B	HR	RBI	SH	SF	HB	BB	SO	SB	CS	E
1984	BALTIMORE	.412	11	17	4	7	3	0	0	2	0	0	0	0	2	0	0	1
1989	MINNESOTA	.455	6	11	2	5	2	0	0	0	0	0	0	0	1	0	0	1
<b>Major League Totals</b>		<b>.429</b>	<b>17</b>	<b>28</b>	<b>6</b>	<b>12</b>	<b>5</b>	<b>0</b>	<b>0</b>	<b>2</b>	<b>0</b>	<b>0</b>	<b>0</b>	<b>0</b>	<b>3</b>	<b>0</b>	<b>0</b>	<b>2</b>

Victor Rodriguez

# 54 CARL WILLIS

## PITCHING COACH



**Opening Day Age:** 55

**Born:** 12/28/1960 in Danville, VA

**Resides:** Durham, NC

**MLB Coaching Career:** Pitching Coach, Cleveland Indians (2003-09); Pitching Coach, Seattle Mariners (August 2010-13); Pitching Coach, Boston Red Sox (May 2015-present)

### Coaching Career

- 🔴 Hired as Red Sox pitching coach on 5/9/15...Filled the vacancy left when Juan Nieves was relieved from his duties as pitching coach on 5/7/15...Began 2015 as pitching coach for the Indians' Triple-A Columbus Clippers.
- 🔴 Entering his 13th year as a ML pitching coach between Cleveland (2003-09), Seattle (Aug. 2010-13), and Boston (2015).
- 🔴 Red Sox starting pitchers in 2015 posted a 3.58 ERA from August through the end of the regular season, the 4th-best mark among AL clubs in that span...In addition, the starters allowed 3 ER or less in 34 of their 44 final games and had a 3.12 ERA, the best mark in the AL over that time.
- 🔴 Worked with Cy Young winners CC Sabathia (2007) and Cliff Lee (2008) in CLE and Felix Hernandez (2010) in SEA.
- 🔴 During 7-year stint with the Indians from 2003-09, Cleveland walked the 3rd-fewest batters in the AL (3,374) and induced the 2nd-most GIDPs (991).
- 🔴 Under his watch, the 2005 Indians led the AL in ERA (3.61) and WHIP (1.22)...The 2007 Indians ranked 3rd in ERA (4.05) and tied with the Red Sox for the best record in baseball (96-66) before losing to Boston in a 7-game ALCS.
- 🔴 Began 2010 as Mariners minor league pitching coordinator...On 8/9/14 joined Seattle's major league staff, where he remained as pitching coach through 2013.
- 🔴 From 2010-12, Seattle finished 3rd (3.93), 6th (3.90), and 4th (3.76) in ERA among AL teams.
- 🔴 Began coaching career with 13 seasons in the Indians organization from 1997-2009...Worked his way up from Short-A Watertown (1997) and Rookie-level Burlington (1998) to Single-A Columbus (1999), Double-A Akron (2000), and then Triple-A Buffalo (2001-02)...In 2003, took over as the club's major league pitching coach.
- 🔴 Was with Cleveland during John Farrell's stint as the team's Director of Player Development, November 2001-06.
- 🔴 Rejoined the Indians as a special assistant to baseball operations in 2014...Returned to duties as a pitching coach for Triple-A Columbus to begin 2015.

### Playing Career

- 🔴 Right-hander had a 9-year major league career...Pitched on 2 teams that went on to win the World Series (1984 Tigers and 1991 Twins)...Was teammates with Chili Davis in MIN from 1991-92.
- 🔴 Went 22-16 with 13 saves and a 4.25 ERA (184 ER/390.0 IP) in 267 major league games (2 starts) between the Tigers (1984), Reds (1984-86), White Sox (1988), and Twins (1991-95).
- 🔴 Posted career bests in wins (8-3) and ERA (2.63) over 40 games with the 1991 Twins...Then helped Minnesota to that year's World Series title with a 2.92 ERA (4 ER/12.1 IP) over 7 relief appearances in the postseason.
- 🔴 Selected by Detroit in the 23rd round of the 1983 June Draft out of the University of North Carolina-Wilmington.

### Personal

- 🔴 Full name: Carl Blake Willis.
- 🔴 Married to Rachel...Has 3 children: daughter, Ally, and sons, Daniel and Bryson.
- 🔴 Is a 1979 graduate of Piedmont Academy in Providence, NC where he played baseball and basketball.
- 🔴 Earned a bachelor's degree in park and recreation management at the University of North Carolina-Wilmington...Played 4 years of baseball for the Seahawks and was inducted into the school's Athletic Hall of Fame in 1998.
- 🔴 His uncle, Paul Willis, pitched in the New York Giants' system in the 1950s.

### Carl Willis' Major League Record

YEAR	CLUB	W-L	ERA	G	GS	CG	SHO	SV	IP	H	R	ER	HR	HB	BB	SO	WP	BK
1984	DETROIT	0-2	7.31	10	2	0	0	0	16.0	25	13	13	1	0	5	4	0	0
	CINCINNATI	0-1	3.72	7	0	0	0	1	9.2	8	4	4	1	0	2	3	0	0
1985	CINCINNATI	1-0	9.22	11	0	0	0	1	13.2	21	18	14	3	0	5	6	1	0
1986	CINCINNATI	1-3	4.47	29	0	0	0	0	52.1	54	29	26	4	1	32	24	3	1
1988	CHICAGO (AL)	0-0	8.25	6	0	0	0	0	12.0	17	12	11	3	0	7	6	2	0
1991	MINNESOTA	8-3	2.63	40	0	0	0	2	89.0	76	31	26	4	1	19	53	4	1
1992	MINNESOTA	7-3	2.72	59	0	0	0	1	79.1	73	25	24	4	0	11	45	2	1
1993	MINNESOTA	3-0	3.10	53	0	0	0	5	58.0	56	23	20	2	0	17	44	3	0
1994	MINNESOTA	2-4	5.92	49	0	0	0	3	59.1	89	48	39	6	0	12	37	5	0
1995	MINNESOTA	0-0	94.50	3	0	0	0	0	0.2	5	7	7	0	0	0	0	0	0
<b>Major League Totals</b>		<b>22-16</b>	<b>4.25</b>	<b>267</b>	<b>2</b>	<b>0</b>	<b>0</b>	<b>13</b>	<b>390.0</b>	<b>424</b>	<b>210</b>	<b>184</b>	<b>28</b>	<b>2</b>	<b>115</b>	<b>222</b>	<b>20</b>	<b>3</b>



# Major League Personnel



## **Jack McCormick, Traveling Secretary**

Jack McCormick is in his 28th season with the Red Sox organization, his 21st as Traveling Secretary since being appointed to that position in 1996. He is responsible for arranging all of the major league club's travel plans during spring training, the regular season, and in the postseason. Jack also coordinates the Children's Hospital Golf Tournament in Fort Myers each spring.

McCormick won the 2004 Donald Davidson Memorial Award as MLB's top traveling secretary. He previously served as the Red Sox manager of food and beverage and manager of the old 600 Club at Fenway Park. McCormick is a Boston native, attended Boston State College as an undergraduate and holds a Master's degree from Anna Maria College in Paxton, MA.



## **Zack Scott, Director, Major League Operations**

Zack Scott enters his 13th season with the organization, his 5th as Director, Major League Operations. In his current role, Scott assists the President of Baseball Operations, General Manager, and Assistant General Manager in several aspects of baseball operations including major league roster and payroll management, player acquisition and contract analysis, as well as coordinating the department's statistical analysis.

Scott joined the organization as an intern in baseball operations in 2004, served as an assistant in the department the following year, and spent the next 6 seasons as the Assistant Director, Baseball Operations. Before coming to the Red Sox, he worked with Tom Tippet, Red Sox Senior Baseball Analyst, at Diamond Mind, Inc. from 2000-03, where he consulted for Boston's baseball operations department in 2003.

Scott graduated from the University of Vermont in 1999 with a B.S. in Mathematics. He and his wife, Molly, reside in Malden, MA with their daughter, Zoe, and son, Perry.



## **Brian Bannister, Director, Pitching Analysis and Development**

Brian Bannister enters his 1st season as Director, Pitching Analysis and Development after serving as a Professional Scout and Analyst in 2015. A former pitcher who played 5 seasons in the majors between the New York Mets (2006) and Kansas City Royals (2007-10), Bannister finished 3rd in American League Rookie of the Year voting with the Royals in 2007. He was originally selected by Boston out of the University of Southern California in the 2002 June Draft, but did not sign.

A native of Arizona, he now resides in the San Francisco Bay Area with his wife, Megan, their daughter, Brynn, and son, Atley.



## **Tom Tippet, Senior Baseball Analyst**

Tom Tippet is in his 3rd year as Senior Baseball Analyst after serving as Director of Baseball Information Services from 2008-13. He began consulting with the Red Sox baseball operations department in 2003 and has since led a variety of technology and baseball research projects. He was the founder and president of Diamond Mind, Inc. and developed its baseball simulation software from 1985 until he sold the company in 2006. He worked in a variety of software development and marketing capacities for IBM in Toronto and Index Technology in Cambridge, MA from 1982 to 1992.

A native of Toronto, Tippet received an Honours B.Math degree from the University of Waterloo and an MBA from Harvard Business School. He lives in Lexington, MA with his wife, Jodi, and their daughter, Alison.



## **Steve Langone, Major League Advance Scout**

Steve Langone begins his 4th season as Major League Advance Scout after serving as the Advance Scouting Coordinator for the Red Sox from 2010-12. He previously served as a baseball operations intern in 2009. A pitcher for 7 professional seasons in the Dodgers (2000-04), Red Sox (2005), and Phillies (2006) organizations, Langone advanced as high as Triple-A in 2003. He graduated from Boston College in 2000 and was inducted into the school's Hall of Fame in 2008.

## Major League Personnel, Continued



### **Pedro Martinez, Special Assistant to the President of Baseball Operations**

Pedro Martinez was named Special Assistant in January 2013. On July 26, 2015, Martinez, a three-time Cy Young Award winner and eight-time All-Star, was inducted into the National Baseball Hall of Fame in his first year of eligibility. The following week he was honored with a two-day, two-language tribute at Fenway Park to celebrate the retirement of his uniform number (45).

In his role with the Red Sox, Martinez assists President of Baseball Operations David Dombrowski in a variety of areas of major league operations including the evaluation, mentorship, and instruction of young players throughout both Spring Training and the regular season.

A veteran of 18 major league seasons, Martinez, 44, spent seven years with the Red Sox from 1998-2004 in which he went 117-37 with a 2.52 ERA in 203 games. In addition to owning the franchise's highest career win percentage at .760, he ranks third in Red Sox history in strikeouts (1,683), sixth in wins, and seventh in ERA. Martinez was an integral part of the 2004 Red Sox club that brought a World Series title to Boston for the first time since 1918.

Over his entire major league career, Martinez posted a record of 219-100 with a 2.93 ERA in 476 games for the Dodgers (1992-93), Expos (1994-97), Red Sox, Mets (2005-08) and Phillies (2009). He led all major league pitchers in ERA on five occasions, which included four of his first five seasons in Boston, in addition to 1997 with Montreal. He topped all American League pitchers in strikeouts in three years, all with the Red Sox, 1999 (313), 2000 (284) and 2002 (239). Born in Manoguayabo in the Dominican Republic, Martinez is the country's all-time leader in winning percentage (.687) and strikeouts (3,154), and ranks second only to Hall of Famer Juan Marichal, the only other Dominican-born Hall of Famer, in wins and ERA.



### **Jason Varitek, Special Assistant to the President of Baseball Operations**

Jason Varitek was named Special Assistant in September 2012. In his role, Varitek, a two-time World Champion with the Red Sox in 2004 and 2007, assists President of Baseball Operations David Dombrowski in major league personnel decisions, evaluations, and the mentorship and instruction of young players.

Over the course of his 15-year major league career (1997-2011), which was spent entirely with Boston, Varitek, 43, appeared in 1,546 games for the Red Sox, 10th-most in club history, and holds the franchise record for games caught with 1,488. Following Hall of Famers Carl Yastrzemski (23 seasons), Ted Williams (19 seasons) and Jim Rice (16 seasons), Varitek is the fourth-longest tenured Red Sox player ever to have never appeared for another major league club. Selected as the 18th full-time captain in Red Sox history on December 24, 2004, Varitek was the first major league catcher to catch four no-hitters (matched in 2015 by Carlos Ruiz).

A three-time American League All-Star, Varitek will be inducted into the Red Sox Hall of Fame in May 2016. He finished his major league career with a .256 batting average with 193 home runs and 757 RBI. He ranks second all-time in club history in postseason games (63), at-bats (228), runs scored (37) and hits (54), and is third in RBI (33). Varitek became the first Boston catcher ever to win a Silver Slugger Award in 2005, the same year in which he won a Gold Glove Award.

Jason lives in Swanee, GA with his wife, Catherine, and daughters Alexandra, Kendall, Caroline and Liv.

## Major League Personnel, Continued



### Tom McLaughlin, Home Clubhouse Manager

Tom McLaughlin is in his 5th season as the Red Sox Home Clubhouse Manager after being in charge of the visiting clubhouse at Fenway Park from 1992-2011. He was named the 2013 Pete Sheehy Clubhouse Award recipient as voted on by the Major League Baseball Clubhouse Managers Association. As the Visiting Clubhouse Manager, McLaughlin had assisted in the home clubhouse and also ran the visiting clubhouse during Spring Training in Fort Myers, FL. McLaughlin began his tenure with the Red Sox as a batboy in the visiting clubhouse in 1986 and served as a clubhouse assistant from 1988-91.

Born and raised in Boston, McLaughlin attended St. John Don Bosco High School.



### Edward "Pookie" Jackson, Equipment Manager

Edward "Pookie" Jackson enters his 5th season as Equipment Manager after being promoted to the position to start the 2012 season. He had previously served as the Assistant Equipment Manager since 2005. Jackson has spent 18 years in the Red Sox organization beginning in 1994 as a clubhouse attendant for the minor leagues at Spring Training in Fort Myers, FL. At the conclusion of that spring, he was named the clubhouse manager for the Utica Blue Sox and was promoted to clubhouse attendant for the major league club in Spring Training of 1995.

Jackson and his wife, Stacy, live in West Roxbury, MA with daughters, Ashlyn and Sydney, and son, Blair.



### Joe Cochran, Visiting Clubhouse Manager

Joe Cochran returned to the position of Visiting Clubhouse Manager in 2012, a role he previously held from 1990-91. From 1992-2011, Cochran served as the Equipment and Home Clubhouse Manager for the Red Sox. Cochran joined the organization in 1984 and worked for team Supervisor of Grounds and Maintenance Joe Mooney through 1989. He was the recipient of the 2004 Tommy McCarthy Good Guy Award from the Boston BBWAA chapter.

Cochran attended the Pomfret School, Worcester Academy, and the University of Maine at Orono. A native of South Yarmouth, MA, Joe and his wife, Marcy, live in Chelsea, MA.



**Billy Broadbent**  
Video Coordinator



**Mike Brenly**  
Bullpen Catcher



**Erin Cox**  
Exec. Asst.  
Baseball Operations



**Mani Martinez**  
Bullpen Catcher



**C.J. Matsumoto**  
Interpreter



**Joe McDonald**  
Baseball Operations  
Analyst



**Shawn O'Rourke**  
Coordinator, Baseball  
Systems Development



**Mike Regan**  
Coordinator,  
Baseball Operations



**Greg Rybarczyk**  
Baseball Operations  
Analyst

# Sports Medicine Service

Sports Medicine Service



## Dr. Laurence J. Ronan, Medical Director

Dr. Laurence J. Ronan, a staff physician at Massachusetts General Hospital, enters his 4th season as Medical Director for the Red Sox Sports Medicine Services department and continues as Head Team Internist, a position he has held since 2005. He graduated from Harvard College (1978) and Harvard Medical School (1987). He did his internship and residency training in internal medicine and pediatrics (1991) at Massachusetts General Hospital. He is board certified in Internal Medicine.

Dr. Ronan has served as director of residency training for the MGH and Harvard Combined Medicine/Pediatrics Training Programs (1992–2002). He has served on a number of boards including Partners HealthCare, Inc. and the Massachusetts General Physicians Organization. Dr. Ronan is the author of articles, textbook chapters, and a book on primary care related issues.

Dr. Ronan is a member of the American College of Physicians and the Association of Major League Baseball Team Physicians. He serves as the Director of the Thomas S. Durant Fellowship in Refugee Medicine and is Senior Adviser to the Red Sox/Mass General Hospital Home Base Program for Veterans as well as the Center for the Integration of Medicine and Innovative Technology.



## Dr. Peter Asnis, Head Team Orthopedist

Dr. Peter Asnis begins his 5th season as the Red Sox Head Team Orthopedist after serving as a Team Physician from 2005-11. He is also the Head Team Physician for the NHL's Boston Bruins and a Team Physician for the NFL's New England Patriots.

Dr. Asnis is an Instructor of Orthopaedic Surgery at Harvard Medical School. He is a Fellow of the American Academy of Orthopaedic Surgeons as well as a Member of the American Orthopaedic Society for Sports Medicine. Additionally, he is a member of the Team Physician Societies for MLB, the NFL, and the NHL.

Dr. Asnis earned his undergraduate degree cum laude in biology at Harvard College and his MD from Cornell University Medical School with Honors in Research. After finishing a general surgery internship at New York Presbyterian Hospital, he completed his orthopaedic residency at the Hospital for Special Surgery in New York where he was awarded the Jean C. McDaniel Resident Teaching and Leadership Award. Dr. Asnis completed a fellowship in Orthopaedic Sports Medicine at Massachusetts General Hospital, and following his fellowship he joined the MGH staff.

Dr. Asnis and his wife, Brooke, have a son, Owen (15), and twin daughters, Caitlin and Sydney (13).

## RED SOX PHYSICIANS



Dr. Eric Berkson



Dr. Jim Januzzi



Dr. Matt Liebman



Dr. Mark Price



Dr. Arun Ramappa



Dr. Steve Southard



Dr. George Theodore



Dr. Frank Wang

## Sports Medicine Service, Continued



### **Dan Dyrek, PT, DPT, Director, Sports Medicine Service**

Dan Dyrek begins his 5th year with the Red Sox and his 3rd as Director, Sports Medicine Services after serving as Coordinator, Sports Medicine Service in 2013. With over 30 years of experience as a physical therapist specializing in orthopedics, he provided consultation services to athletes, teams, and clinicians regarding the management of difficult clinical cases, and has treated thousands of athletes at the professional, Olympic, international, and collegiate levels. Dyrek has held clinical and administrative positions at two large Boston teaching hospitals, and was on the faculty and served as the Coordinator of the Orthopaedic Physical Therapy curriculum at the MGH Institute of Health Professions for 13 years. Dyrek graduated summa cum laude in physical therapy from Downstate Medical Center in Brooklyn, NY.

Dyrek and his wife, Susan, reside in Norwell, MA.



### **Brad Pearson, MS, ATC, CSCS, Head Athletic Trainer**

Brad Pearson begins his 1st season as Head Athletic trainer after 4 seasons as an Assistant Athletic Trainer for the Red Sox. 2016 marks his 14th year with the organization and he previously served as the club's Minor League Athletic Training Coordinator for 2009-11. Pearson joined Boston's system as an athletic training intern with the Rookie-level Fort Myers team in 2001 and also has 5 years of experience as a minor league athletic trainer for Red Sox affiliates in Augusta (2004), Greenville (2005), Wilmington (2006), and Portland (2007-08). Prior to joining the Red Sox organization, he worked as Head Baseball Trainer at the University of Massachusetts (2002-03) and at the College of the Holy Cross (2000-02). The Ludlow, VT native earned a bachelor of science degree in athletic training from Springfield College and a master's degree in exercise science from the University of Massachusetts.


Pearson lives in Boston with his wife, Candace.



### **Masai Takahashi, MS, ATC, CSCS, Assistant Athletic Trainer**

Masai Takahashi enters his 10th year as Assistant Athletic Trainer for the Red Sox after formerly serving as Head Athletic Trainer for the Portland Sea Dogs, the Double-A affiliate of the Red Sox in Portland, ME.

Takahashi and his wife, Ayumi, live in Southborough, MA with their sons: Kaisei and Shoen.



### **Paul Buchheit, Assistant Athletic Trainer**

Paul enters his 1st season as Assistant Athletic Trainer for the Red Sox after serving as Head Minor League Medical Coordinator from 2014-15. He previously served as Athletic Training Coordinator from 2012-13 after spending 2 seasons as Portland's athletic trainer from 2010-11. He also served in the same capacity for the Salem Red Sox in 2009 and the Greenville Drive for 3 seasons from 2006-08. He previously served as an intern with the Lowell Spinners in 2005 and with the Sarasota Red Sox in 2004.

Buchheit graduated from Buena Vista (IA) University and received his Master's degree in Athletic Training from the University of Northern Iowa. He is athletic trainer certified and a certified strength and conditioning specialist. Paul and his wife, Allison, live in Fort Myers, FL with their two sons, Hayden and Noah.



### **Adam Thomas, PT, DPT, SCS, ATC, Major League Physical Therapist**

Adam begins his 1st full season as physical therapist for the Red Sox, a role he began in September 2015. Prior to his time with the Red Sox, he spent 11 years teaching in the Department of Physical Therapy, Movement and Rehabilitation Sciences at Northeastern University and served as the athletic trainer and physical therapist for the Boston Cannons Professional Lacrosse Team and Team USA Lacrosse. Adam is a board certified sports clinical specialist physical therapist and certified athletic trainer and has practiced at Sports and Physical Therapy Associates in Boston, MA and South Shore Hospital Center for Orthopedics, Spine and Sports Medicine in Hingham, MA. Adam currently resides in Dorchester, MA.

## Sports Medicine Service, Continued



### **Kiyoshi Momose, MA, CSCS, Head Strength and Conditioning Coach**

Kiyoshi Momose begins his 1st season as Strength and Conditioning Coach for the Red Sox after 15 years (2001-15) in the Pittsburgh Pirates organization in a variety of roles, most recently as Strength and Conditioning Specialist at the major league level. In addition to working with the big league club, Momose also oversaw the Pirates' strength and conditioning program at their academy in the Dominican Republic. A native of Nagano, Japan, Momose earned his bachelor's degree in physical education from Nippon College of Physical Education and his master's degree in exercise physiology from the University of Central Florida. Momose, who is fluent in Japanese, English, and Spanish, served as strength and conditioning coach for the team of MLB stars managed by Red Sox skipper John Farrell that played in the Japan All-Star Series in November 2014. Momose began his baseball career as an intern in the Tampa Bay Rays minor league system.



### **Mike Roose, MS, CSCS, Assistant Strength and Conditioning Coach**

Mike begins his 1st season as Assistant Strength and Conditioning Coach. He spent 4 seasons as the Red Sox Minor League Strength and Conditioning Coordinator after serving as a strength and conditioning coach with Triple-A Pawtucket in 2010 and 2011. He started with the organization in 2009 as an intern with the Gulf Coast League Red Sox and graduated from Florida State University with a BS in Exercise Science that same year. Before attending Florida State, he operated in 4 combat tours throughout Iraq and Afghanistan with the United States Air Force.

In 2013, Mike completed his M.S. in Kinesiology from Georgia Southern University.



### **Russell Nua, LMT, Massage Therapist**

Russell begins his 13th season with the Red Sox as a massage therapist, a position he has held across Major League Baseball for over 20 years. Before joining the Red Sox he worked with the Arizona Diamondbacks. A member of Arizona's 2001 World Championship club, he has also been a part of the Red Sox 2004, 2007, and 2013 championship teams. Russell lives in Palm Springs, CA with wife, Georgia, and his son, Jed, and maintains a private practice working with polo players and their horses in the offseason.



### **Shinuichiro Uchikubo, Massage Therapist**

Shinuichiro enters his 4th season as massage therapist for the team after beginning with the organization in 2013. He worked in the same capacity for the Texas Rangers (2011-12) and the Baltimore Orioles (2010-11). Shinuichiro studied acupuncture and moxibustion at Kansai University of Health Sciences and worked Japan's team trainer for the InterContinental Cup (2010) and the IBAF World Cup (2007), both held in Taiwan.

## ADDITIONAL SPORTS MEDICINE SERVICE STAFF



**Nancy Clark,  
MS, RD, CSSD**  
Team Nutritionist



**Dr. Charles Czeisler**



**T.J. Hagan, DC**  
Chiropractor Consultant



**Sean Hazzard, PA**  
Physician Assistant



**Elana Webb**  
Sports Medicine  
Administrative Manager

## Sports Medicine Service, Continued



### **Dr. Richard Ginsburg, PhD, Director, Behavioral Health Program**

Dr. Richard Ginsburg begins his 2nd season as Director, Behavioral Health Program. In addition to his role with the Red Sox, Dr. Ginsburg serves as Co-Director of the Massachusetts General Hospital PACES Institute of Sport Psychology and Director of Psychological Services at the MGH Sports Concussion Clinic. He also serves as a staff psychologist of the Newton-Wellesley Hospital Child and Adolescent Psychiatry Program. Dr. Ginsburg is an assistant clinical professor of psychology at Harvard Medical School and MGH where he serves as a clinical psychologist and sport psychology consultant. A native of Baltimore, MD, Dr. Ginsburg originally joined the Red Sox as a consultant in 2013.



### **Laz Gutierrez, MA, Mental Skills Coordinator**

Laz Gutierrez begins his 2nd season as Mental Skills Coordinator after spending 2 seasons as the Player Development Programs Coordinator, a position he was named to in December 2012. He previously served as an amateur scout for Southern and Northeast Florida beginning in 2006. Gutierrez also served as Short-A Lowell's pitching coach in 2007 and 2010. A former left-handed pitcher, he spent 3 seasons in the Detroit and San Diego minor league systems from 1998-2001. He attended the University of Miami, studying History and International Studies and was a 3-year baseball letterman and has his MA in Performance Psychology.

Laz and his wife, Jeanette, have 2 children, their son, Matthew, and daughter, Sophia.



### **Justin Su'a, MS, Mental Skills Coordinator**

Justin Su'a begins his 2nd year with the Red Sox as Mental Skills Coordinator after serving as the Head of Mental Conditioning for IMG Academy in Bradenton, FL from 2013-14. Prior to that position, the native of Torrance, CA, worked as a Performance Enhancement Specialist in the United States Army-SAIC.

Su'a obtained his Master's degree in Psycho-Social Aspect of Sport from the University of Utah in 2011. As an undergraduate, Su'a earned a degree from Brigham Young University in 2007, where he pitched on the baseball team and was named a Louisville-Slugger Freshman All-American in 2001.



### **Bob Tewksbury, Mental Skills Coordinator**

Bob Tewksbury returned to his role as Mental Skills Coordinator in 2015, a position he previously held from 2005-13, after spending the 2014 season with the Major League Baseball Players Association. After retiring as a pitcher following the 1998 season, he joined the Red Sox in 1999 providing advanced scouting information to the major league staff. From 1999-2004, Bob served as a pitching consultant, working with select pitchers in Double-A and Triple-A on the mental aspects of performance. In 2004, he earned a Master's degree in sport psychology and counseling from Boston University.

The right-hander went 110-102 with a 3.92 ERA in 302 major league games (277 starts) in his 13-year career (1986-98). Tewksbury turned in his best season in 1992 when his 16-5 record and 2.16 ERA with St. Louis earned him a spot on the National League All-Star team and placed him 3rd in the Cy Young Award voting. Bob and his wife, Laura, have 2 children.

## BEHAVIORAL HEALTH CONSULTANT DOCTORS



Dr. Mark Blais



Dr. Stephen Durant



Dr. Kevin Hill

# LIVE BASEBALL EVERY NIGHT? **SWEET.**



**LIVE LOOK-INS AND ANALYSIS ON MLB TONIGHT™  
PLUS 5 LIVE GAMES EACH WEEK**



**OUR NATIONAL PASTIME  
ALL THE TIME®**



**GO TO [FINDMLBNETWORK.COM](http://FINDMLBNETWORK.COM) FOR CHANNEL NUMBER**  
© 2016 MAJOR LEAGUE BASEBALL PROPERTIES, INC. ALL RIGHTS RESERVED.





**2016 Red Sox**

# 68 MATT BARNES

RHP



**Bats:** Right • **Throws:** Right • **Height:** 6-4 • **Weight:** 210

**Opening Day Age:** 25 • **MLB Service:** 110 days

**Born:** 6/17/1990 in Danbury, CT

**Resides:** Bethel, CT

**Acquired:** Selected in the first round (19th overall) of the 2011 June Draft

**Contract Status:** Signed through 2016

## Career Highlights

- ✦ Entering the 5th season of his professional career, all in the Red Sox organization.
- ✦ Has appeared in 37 games at the ML level (2014-15), including 2 starts, both in 2015.
- ✦ Has a 4.10 ERA (19 ER/41.2 IP) and 8.2 SO/9.0 IP in 35 big league relief appearances (38 SO)...In 19 games away from Fenway Park, all in relief, has pitched to a 2.49 ERA (7 ER/25.1 IP).
- ✦ Made his ML debut with 5 games for BOS as a September call-up in 2014, his 3rd year in professional baseball.
- ✦ Debuted on 9/9/14 at BAL and threw 3.0 scoreless innings with 2 SO...Marked the longest scoreless outing for a Red Sox pitcher in his ML debut since Vaughn Eshelman in 1995 (6.0 IP).
- ✦ Has averaged 9.5 SO/9.0 IP (419 SO/398.1 IP) over his 4-year minor league career...77 of his 90 outings in the minors have come as a starter.
- ✦ Led Red Sox farmhands with 133 SO in 2012 and ranked 2nd with 142 in 2013.
- ✦ Selected to the U.S. roster for the 2012 MLB All-Star Futures Game at KC.
- ✦ Attended the University of Connecticut, where he was the unanimous Big East Pitcher of the Year as a junior in 2011.

**2015: Appeared in a career-high 32 games (2 starts) over 5 stints with the Red Sox...Began the season at Triple-A Pawtucket, making 17 appearances (5 starts).**

- ✦ Recalled by BOS 5 times: 4/25, 5/9, 6/27, 8/17 and 9/8...Had a 1.93 ERA (3 ER/14.0 IP) over his first 12 relief appearances for the Sox, which spanned his first 2 stints with the club.
- ✦ Made a pair of starts for BOS on 8/17 vs. CLE and 8/22 vs. KC, combining to go 0-2, 9.58 ERA (11 ER/10.1 IP)...The outing on 8/17 was his 1st career ML start (27th ML appearance).
- ✦ As a reliever with the Red Sox was 3-2, 4.13 ERA (15 ER/32.2 IP) in 30 games...Recorded 3 holds.
- ✦ Of the 28 runs allowed in the majors, 22 (all ER) were allowed in 18.2 IP over a span of 11 games (2 starts) from 6/9-8/22.
- ✦ Did not appear in any games between BOS or Pawtucket over a 15-day span from 8/23-9/6.
- ✦ Following his 5th and final recall of the season, posted a 0.87 ERA (1 ER/10.1 IP) in 9 relief appearances...Had a 1.06 WHIP (3 BB), a .211 opponent AVG (8-for-38), and 2 holds in that span.
- ✦ That stretch included a career-best 8.0-inning scoreless streak that spanned 7 games, 9/12-28...Held opponents to a .179 AVG (5-for-28) with 1 BB and 6 SO (0.75 WHIP).
- ✦ Opened the year in the PawSox' starting rotation...Had no record with a 4.50 ERA (6 ER/12.0 IP) over his first 3 outings, 4/13-5/1.
- ✦ Posted a 3.24 ERA (6 ER/16.2 IP) over his next 11 appearances, all in relief from 5/6-7/31.
- ✦ Returned to Pawtucket's starting rotation in early August, making 2 starts (0-1, 5.63 ERA).
- ✦ Was 1-0, 3.06 ERA (6 ER/17.2 IP) in 12 relief appearances in the minors, compared to 0-1, 4.95 ERA (11 ER/20.0 IP) in 5 starts.
- ✦ Averaged 9.8 SO/9.0 IP (41 SO/37.2 IP) for the PawSox.

**2014: Made his ML debut with BOS as a reliever after spending the majority of the season at Triple-A Pawtucket, where he was 8-9, 3.95 ERA (56 ER/127.2 IP) in 23 games (22 starts).**

- ✦ Participated in his 1st Major League Spring Training camp as a non-roster invitee.
- ✦ Missed the beginning of the season due to right shoulder inflammation...Earned the win in his season debut for the PawSox on 4/25 vs. Rochester (5.0 IP, 6 H, 1 ER, 2 BB, 2 SO).
- ✦ Went 7-6, 3.41 ERA (35 ER/92.1 IP) over his final 16 regular season games (15 starts) in the minors after beginning the year 1-3, 5.35 ERA (21 ER/35.1 IP) in his first 7 games/starts.
- ✦ Threw 7.0 hitless innings with 2 BB and a season-high-tying 10 SO on 8/2 vs. Columbus...Did not factor in the decision in the PawSox' 2-1 loss in 11 innings.
- ✦ Also struck out 10 batters in his final regular season appearance of the year, 8/30 vs. Syracuse.
- ✦ In his only appearance for Pawtucket in the Governors' Cup Playoffs, earned the win with 7.0 scoreless innings in semifinal round Game 2 on 9/4 vs. Syracuse (3 H, 0 BB, 6 SO).

## Matt Barnes, Continued

- Went 4-1, 1.76 ERA (9 ER/46.0 IP) over a span of 7 starts from 7/22-8/25.
  - Selected to the ML roster on 9/8 and worked out of the Red Sox bullpen.
  - Made his ML debut on 9/9 vs. BAL and threw 3.0 scoreless innings with 2 SO...Marked the longest scoreless outing for a Red Sox pitcher in his ML debut since Vaughn Eshelman in 1995 (6.0 IP).
  - Worked multiple innings in 3 of his 5 relief appearances for the Red Sox.
  - Following the season, rated by *Baseball America* as the No. 8 prospect in the Red Sox minor league system.
- 2013: Spent most of the season with Double-A Portland before making final regular season start with Triple-A Pawtucket.**
- Combined to average 11.3 SO/9.0 IP (142 SO/113.1 IP), the 5th-best rate among all minor leaguers with at least 100.0 IP...It was the top mark in that group among pitchers primarily at Double-A or above.
  - His 142 total SO ranked 2nd among Red Sox farmhands...He and Henry Owens (169) each had more SO than any Red Sox farmhand since Clay Buchholz in 2007 (171).
  - Allowed 1 ER or none in 14 of his 25 starts...Limited opponents to 3 hits or fewer in 10 starts.
  - Led the Sea Dogs and ranked among Eastern League leaders in SO (7th, 135) and starts (T-12th, 24).
  - Suffered the loss just once in his first 10 starts...Began the year allowing 14 runs in 14.0 IP in his 4 April starts, but rebounded for a 2.65 ERA (10 ER/34.0 IP) in 6 May starts.
  - Led Portland qualifiers and ranked 8th in the EL with a 2.82 ERA (17 ER/54.1 IP) over his last 12 starts with the Sea Dogs from 6/18-8/23...In that time, lowered his ERA from 5.87 to 4.33.
  - Fanned a season-high 10 batters on 5/1 at Reading (6.0 IP) and 7/20 vs. Reading (7.0 IP).
  - Promoted to the PawSox for his last regular season start on 8/29 vs. Syracuse...Fanned 7 in 5.1 scoreless innings to earn the win in his Triple-A debut.
  - Allowed 1 ER or none in 10 of his last 13 starts in the regular season (2.56 ERA, 17 ER/59.2 IP).
  - Started 2 playoff games for the PawSox, going 0-1 with a 3.86 ERA (4 ER/9.1 IP) and 10 SO...Threw 5.1 scoreless frames for a no-decision in Game 3 of the Governors' Cup Finals on 9/13, a 2-0 loss vs. Durham in 14 innings.
  - Following the season, named by *Baseball America* as Boston's No. 4 pitching prospect, No. 9 prospect overall... Also tabbed as having the best fastball in the system for the 2nd year in a row.
- 2012: Went 7-5 with a 2.86 ERA (38 ER/119.2 IP) and 133 SO between Single-A Greenville and High-A Salem in pro debut.**
- Led Red Sox minor league qualifiers in ERA and opponent AVG (.225), and also led the system in SO.
  - Selected as the South Atlantic League Pitcher of the Week for 4/5-15 (0 R, 3 H, 2 BB, 16 SO in 2 GS).
  - Chosen as the Red Sox Minor League Pitcher of the Month for April after going 2-0 with a 0.34 ERA (1 ER/26.2 IP) and 42 SO over 5 starts with the Drive.
  - Promoted to Salem on 5/5 and went 5-1 with a 1.37 ERA (7 ER/46.0) and 53 SO over his first 8 starts.
  - Fanned a season-high 12 batters in 6.0 innings in his 1st High-A start on 5/5 at Winston-Salem.
  - Named Carolina League Pitcher of the Week for 6/4-10 after going 2-0 without allowing a run over 13.0 combined innings in 2 starts, including a 7.0-inning, complete-game shutout on 6/9 at Potomac.
  - Threw 0.2 innings for the U.S. Team in the All-Star Futures Game on 7/8 at KC.
  - Entered the season ranked as Boston's No. 2 pitching prospect and No. 8 prospect overall by *Baseball America*...At the end of the year was Boston's No. 1 pitching prospect, No. 3 prospect overall, and tabbed as having the best fastball in the system.
  - Also selected as the No. 3 prospect overall in the CL at the close of the season by *Baseball America*.

### Personal

---

- Full name: Matthew D. Barnes.
- Signed by Ray Fagnant (Red Sox).
- Went 11-5 with a 1.93 ERA (26 ER/121.0 IP) and 117 strikeouts in 17 starts as a junior at the University of Connecticut in 2011...Unanimously chosen as Big East Pitcher of the Year, named a Louisville Slugger and *Baseball America* All-American, and selected to the Big East All-Academic Team...Won Big East pitching Triple Crown, leading the conference in wins (11), strikeouts (97), and ERA (1.20) during the 2011 regular season.
- Pitched for USA Baseball's Collegiate National Team in 2010 and for Wareham of the Cape Cod League in 2009 and 2010.
- Graduated from Bethel (CT) High School in 2008.
- Participated in the Red Sox Rookie Development Program prior to the 2014 season.

## Matt Barnes, Continued

### In the Community

In January 2016, Matt joined fellow New England natives and major leaguers Chris Iannetta and Ryan O'Rourke in helping the South East New Hampshire Habitat for Humanity build a house for a local veteran and his young family in Rochester, NH...In December 2015, hosted the 3rd annual "Matt Barnes and Friends Baseball Clinic for the Children and Community of Newtown," a free youth clinic featuring major league and collegiate players...In each of the past 2 years, participated in Winter Weekend, the Red Sox Foundation's Casino Night, the Children's Hospital of Southwest Florida Golf Classic, and greeting fans at the gates before home games... In 2015, met with Jimmy Fund patients at Fenway Park and provided on-field instruction to children as part of Sox Talk...Attended the JetBlue Park Open House during spring training in 2015...Was involved in local community outreach through his participation in the 2014 Red Sox Rookie Development Program, including visiting Boston Children's Hospital and painting murals at McKinley Middle School in Boston with members of the Red Sox Scholars program.

### Matt Barnes' Career Record

YEAR	CLUB	W-L	ERA	G	GS	CG	SHO	SV	IP	H	R	ER	HR	HB	BB	SO	WP	BK
2012	Greenville	2-0	0.34	5	5	0	0	0	26.2	12	1	1	0	1	4	42	0	1
	Salem	5-5	3.58	20	20	1	1	0	93.0	85	42	37	6	8	25	91	6	1
2013	Portland	5-10	4.33	24	24	0	0	0	108.0	112	62	52	11	4	46	135	7	0
	Pawtucket	1-0	0.00	1	1	0	0	0	5.1	3	0	0	0	0	2	7	0	0
2014	Pawtucket	8-9	3.95	23	22	0	0	0	127.2	119	60	56	8	3	46	103	6	0
	BOSTON	0-0	4.00	5	0	0	0	0	9.0	11	4	4	1	0	2	8	0	0
2015	Pawtucket	1-1	4.06	17	5	0	0	0	37.2	36	17	17	3	1	22	41	2	1
	BOSTON	3-4	5.44	32	2	0	0	0	43.0	56	28	26	9	2	15	39	4	0
<b>Major League Totals</b>		<b>3-4</b>	<b>5.19</b>	<b>37</b>	<b>2</b>	<b>0</b>	<b>0</b>	<b>0</b>	<b>52.0</b>	<b>67</b>	<b>32</b>	<b>30</b>	<b>10</b>	<b>2</b>	<b>17</b>	<b>47</b>	<b>4</b>	<b>0</b>
<b>Minor League Totals</b>		<b>22-25</b>	<b>3.68</b>	<b>90</b>	<b>77</b>	<b>1</b>	<b>1</b>	<b>0</b>	<b>398.1</b>	<b>367</b>	<b>182</b>	<b>163</b>	<b>28</b>	<b>17</b>	<b>145</b>	<b>419</b>	<b>21</b>	<b>3</b>

2011 Signed by the Boston Red Sox as a first-round selection (19th overall) in the June Draft

### Career Fielding Record

YEAR	CLUB	POS	PCT.	G	GS	PO	A	E	TC	DP
2014	BOSTON	P	1.000	5	0	1	0	0	1	0
2015	BOSTON	P	1.000	32	0	4	3	0	7	0
<b>Career Totals</b>		<b>P</b>	<b>1.000</b>	<b>37</b>	<b>0</b>	<b>5</b>	<b>3</b>	<b>0</b>	<b>8</b>	<b>0</b>

### Career Single-Game Highs

<b>INNINGS PITCHED</b>	5.1, 8/22/15 vs. KC (start)
	3.1, 5/25/15 at MIN (relief)
<b>STRIKEOUTS</b>	7, 8/17/15 vs. CLE (start)
	5, 5/25/15 at MIN (relief)
<b>HITS ALLOWED</b>	8, 8/22/15 vs. KC (start)
	5, 5/25/15 at MIN (relief)
<b>RUNS ALLOWED</b>	6, 8/17/15 vs. CLE (start)
	4, 5/22/15 vs. LAA (relief)
<b>WALKS ALLOWED</b>	3, 8/17/15 vs. CLE (start)
	2, 10/3/15 at CLE (relief)
<b>HOME RUNS ALLOWED</b>	1, 2 times, 8/22/15 vs. KC (start)
	2, 2 times, 6/27/15 at TB (relief)
<b>EJECTIONS</b>	None
<b>SCORELESS INNINGS STREAK</b>	8.0, 9/12-30/15

# 50 MOOKIE BETTS OF



**Bats:** Right • **Throws:** Right • **Height:** 5-9 • **Weight:** 180

**Opening Day Age:** 23 • **MLB Service:** 1 year, 70 days

**Born:** 10/7/1992 in Nashville, TN

**Resides:** Brentwood, TN

**Acquired:** Selected in the fifth round of the 2011 June Draft

**Contract Status:** Signed through 2016

## Career Highlights

✦ Has hit .291 (229-for-786) with 54 2B, 23 HR, and 28 SB in 197 career ML games over the last 2 years, all before turning 23...Since 1900, no other major leaguer has reached his career totals in 2B, HR, and SB prior to his 200th ML game (Elias Sports Bureau).

✦ Is the 1st Red Sox player ever to total both 23 HR and 28 SB at 22 or younger...His 23 career HR are the most by a Red Sox at 22 years old or younger since Hall of Famer Jim Rice hit 23 from 1974-75.

✦ Last year, in his 1st full ML season, became the 1st major leaguer with at least 42 2B, 8 3B, and 18 HR in an age-22 season or younger since SF's Jack Clark in 1978, and the 1st AL player to do it since Ted Williams in 1940.

✦ Received the 2015 Jackie Jensen Hustle Award from the Boston Chapter of the BBWAA, presented annually to a Red Sox player for spirit and determination.

✦ In 2014, climbed from Double-A to hit .291 with a .368 OBP in 52-game ML debut...Named Red Sox 2014 Minor League Player of the Year by both *Baseball America* and the Boston Baseball Writers...Also earned spots on both *Baseball America's* All-Rookie Team and Minor League All-Star First Team.

✦ Was an infielder playing mostly 2B in the minor leagues until converting to the outfield while at Double-A in May 2014...Led the Sox with 10 OF assists in 2015, all from CF.

✦ Reached base safely in 71 consecutive games between High-A Salem (playoffs included) and Double-A Portland from 8/2/13-5/16/14.

**2015: Hit .291 (174-for-597) with 92 R, 42 2B, 8 3B, 18 HR, 77 RBI, 46 BB, and 21 SB in his 1st full ML season at age 22...Led the Red Sox in runs, doubles, and triples as the team's youngest primary leadoff hitter since Ellis Burks in 1987.**

✦ Finished T-19th in AL MVP voting...Received the Jackie Jensen Hustle Award from the Boston Baseball Writers, presented each year to a Red Sox player for spirit and determination.

✦ Placed among AL leaders in 2B (3rd), 3B (T-9th), XBH (9th, 68), multi-hit games (6th, 52), 3+ hit games (T-7th, 15), SB (T-10th), AVG (14th), AVG with RISP (8th, .333), AVG at home (9th, .322), and AVG at night (8th, .304)...Was worth 6.0 wins above replacement according to Baseball Reference, T-6th best among AL players.

✦ Was the hardest player to double up in the majors, grounding into just 2 double plays in 597 AB (298.5 AB/GIDP)...Went 323 AB before his 1st GIDP, most by a Red Sox to begin a season since Otis Nixon in 1994 (398 AB).

✦ Was 1 of 12 AL players to hit more fly balls than ground balls (0.99 GB/FB)...Had the 14th-lowest strikeout rate in the AL (7.98 PA/SO)...Had the 7th-highest contact rate among AL qualifiers (85% of swings made contact).

✦ Was the 1st major leaguer with at least 42 2B, 8 3B, and 18 HR in an age-22 season or younger since SF's Jack Clark in 1978 (46 2B, 8 3B, 25 HR)...The last AL player to accomplish the feat (and the only other Red Sox player ever to do so at that young an age) was Ted Williams in both 1940 (43 2B, 14 3B, 23 HR) and 1939 (44 2B, 11 3B, 31 HR).

✦ No other AL player had ever reached his totals in 2B (42), HR (18), and SB (21) in a season at 22 years old or younger...The only NL player to do it that young was CIN's Vada Pinson in 1959 (47 2B, 20 HR, 21 SB).

✦ His 68 XBH marked the most by a Red Sox in a season, all before turning 23, in 75 years...Ted Williams (80 XBH) and Bobby Doerr (69 XBH) both accomplished the feat in 1940.

✦ Joined Ellis Burks (20 HR, 27 SB in 1987) as the only Red Sox ever with as many as 15 HR and 20 SB in a season at age 22 or younger.

✦ Topped the majors with 69 RBI and 60 XBH from the leadoff spot in only 117 starts batting 1st, most by a Red Sox at age 22 or younger since at least 1914...His 106 leadoff starts as a CF were 3rd most in a season since 1988 prior to turning 23 (Mike Trout, 110 in 2012; Andrew McCutchen, 108 in 2009).

✦ Played 133 games (130 starts) in CF...Also made 11 starts in RF, all during the team's last 17 games from 9/18 on.

✦ Led the Red Sox with 10 outfield assists, all from CF...Marked the 4th-most assists in the majors from CF...Placed 4th among AL centerfielders with 9 defensive runs saved, according to Fangraphs.

✦ Hit .315 (141-for-448) in his last 108 games beginning 5/19, 2nd in the AL behind BOS' Xander Bogaerts (.335).

✦ Placed on the 7-day concussion DL on 7/29...In 48 games following 8/11 activation, hit .340 (71-for-209) with 17 2B, 2 3B, 8 HR, 29 RBI and a .941 OPS...Ranked 2nd in the AL in that time in hits and total bases (tied, 116).

Mookie Betts

## Mookie Betts, Continued

2016  
Red Sox

- Had the team's 2 longest hit streaks in 2015, a 13-gamer from 6/11-26 and a team-high 18-gamer from 8/24-9/13...Was the 3rd Red Sox to hit in 18 straight games before turning 23 years old, along with Ted Williams in 1941 (23 games) and Bobby Doerr in 1939 (18).
  - Had a career-high 36-game on-base streak from 8/24-10/3 (.360/.416/.607, 54-for-150, 14 2B, 3B, 7 HR, 14 BB, HBP), longest in a season by a Red Sox since Dustin Pedroia reached in 37 straight games from 6/15-7/28/11.
  - Went 2-for-4, HR, BB as Boston's leadoff man and CF on Opening Day, 4/6 at PHI...At 22, was the youngest Red Sox with an Opening Day HR since Tony Conigliaro (20 in 1965)...Was the club's youngest Opening Day leadoff hitter since Rico Petrocelli (21 in 1965) and youngest Opening Day CF since Conigliaro (19 in 1964).
  - In BOS' home opener on 4/13 vs. WSH, became the 1st Red Sox leadoff hitter with at least 1 HR, 4 RBI, and 2 SB in a game since RBI became official in 1920...Made HR-saving catch to rob Bryce Harper in the top of the 1st inning, then hit a 3-run HR in the 2nd...Stole 2B and 3B on the same play in the bottom of the 1st inning with WSH in a shift for David Ortiz, marking only the 12th time since 1915 (including postseason) a player stole 2 or more bases on the same play (Source: Trent McCotter, SABR).
  - Had his 1st career walk-off hit on 4/27 vs. TOR (9th-inning single).
  - On 5/5 vs. TB, accounted for both Red Sox runs in a 2-0 win with a pair of solo homers, his 1st career multi-HR game...Went deep in the 6th inning, the team's 1st hit of the game, and did it again in the 8th...Was the youngest Red Sox with a multi-HR game since Jim Rice in 1975 and the club's youngest leadoff hitter to do it since Bobby Doerr at 21 in 1939...According to Elias, became just the 2nd leadoff hitter in MLB history to hit at least 2 HR and drive in all of his team's runs in a shutout, along with LAD's Carl Crawford on 4/28/13 vs. MIL (2 solo HR).
  - Earned 1st career AL Player of the Week Award for 6/15-21...Led MLB with a .581 AVG, 1.594 OPS, 18 hits, 19 times on base, and 31 total bases in those 7 days.
  - Hit the team's only leadoff homer of the year on 6/20 at KC off Edinson Volquez.
  - Became the youngest Red Sox ever with a multi-HR game at NYY when he went deep twice on 9/30.
- 2014: Climbed from Double-A to Triple-A and made ML debut at 21 years old...Hit .291 (55-for-189), 12 2B, 3B, 5 HR in 52 games over 3 stints with BOS...Named to *Baseball America's* MLB All-Rookie Team and Minor League All-Star First Team.**
- Among Red Sox with at least 200 PA, ranked 2nd in OBP (.368) and OPS (.812)...Reached base in 42 of 50 starts.
  - His .368 OBP ranked 2nd among ML rookies with at least 200 PA (CWS' Jose Abreu, .383)...Joined Ted Williams (.436 in 1939, .442 in 1940) as the only Red Sox ever to post an OBP that high at age 21 or younger (min. 200 PA).
  - Played his first 38 ML games in the OF (28 games at CF, all starts; 12 games at RF, 8 starts)...His last 14 games beginning 9/13 were all at 2B.
  - Selected to BOS' major league roster on 6/28 and made ML debut the next night at NYY, singling off Chase Whitley in the 4th inning for his 1st hit.
  - Hit 1st HR in his 4th ML game on 7/2 vs. CHC, a 5th-inning shot off Carlos Villanueva.
  - Sent back to Pawtucket on 7/19...Recalled on 8/1 and played 3 games before being optioned again on 8/7.
  - Returned for 3rd ML stint on 8/18 and started all 39 remaining Red Sox games...In that time, ranked among AL leaders in times on base (4th, 66), OBP (5th, .391), and runs (T-5th, 28)...Also led the team in extra-base hits (15), AVG (.304), SLG (.466), and OPS (.857).
  - Hit 151 career grand slam on 8/29 at TB in the 2nd inning off Chris Archer...At 21 years and 327 days old, was the youngest Red Sox with a slam since Tony Conigliaro on 8/24/65 vs. WSH (20 years old).
  - Reached base safely in 24 of his last 27 games beginning 8/31...In that time, ranked 10th in the AL with a .324 AVG (35-for-108) and scored 23 runs, 1 shy of the ML lead (LAA's Mike Trout, 24).
  - Took over as Boston's leadoff hitter on 9/6 and batted .305 (25-for-82) with a .387 OBP in that role over the last 21 games of the season.
  - Hit 1st career leadoff HR on 9/21 at BAL off Miguel Gonzalez...At 21 years old, was the youngest Red Sox with a leadoff shot since Bobby Doerr on 8/1/39 vs. CLE's Bob Feller (21 years old).
  - In 151 total games between Double-A, Triple-A, and MLB, combined to hit .328 (193-for-588) with 42 2B, 6 3B, 16 HR, 83 RBI, 82 BB, 81 SO, 40 SB, a .411 OBP, .502 SLG, and .913 OPS.
  - Named Red Sox Minor League Offensive Player of the Year for a 2nd straight season...Reached base via hit or walk in 92 of 99 minor league games between Double-A Portland and Triple-A Pawtucket, leading the Sox farm system with a .346 AVG (138-for-399)...Struck out only 50 times compared to 61 BB, posting a .431 OBP.
  - Named Red Sox Minor League Player of the Year by both the Boston Baseball Writers and *Baseball America*...Selected to the U.S. roster in the SiriusXM All-Star Futures Game.
  - Was the 2B on *Baseball America's* Minor League All-Star First Team and All-Rookie Team...Also tabbed by BA as the Eastern League's best defensive 2B.
  - Began the year in his Double-A debut and hit .355 (76-for-214) in 54 games for Portland.
  - Chosen as Eastern League Player of the Month for April...In 22 April games, led the league in AVG (.430), hits (40), XBH (15), total bases (64), runs (30), OBP (.481), SLG (.688), and OPS (1.169).

## Mookie Betts, Continued

👉 Led off Sea Dogs' season with a HR on 4/3 at Reading...Earned EL Player of the Week honors for 4/3-12 (.457, 16-for-35, 11 R, 5 2B, 3B, HR, 4 RBI in 9 G).

👉 Named Red Sox Minor League Hitter of the Month and Defensive Player of the Month for April (.430, 40-for-93, 10 2B, 3B, 4 HR, 13 RBI, 11 BB, 0 E)...His 40 hits, 10 2B, and 10 SB tied Portland franchise records for April.

👉 Was Boston's Minor League Base Stealer of the Month for June (12 SB, 0 CS).

👉 Reached base safely in 36 straight games to begin the season from 4/3-5/16...On 5/17, drove in 2 runs but snapped a 71-game on-base streak between 2013 (High-A Salem regular and postseason) and 2014 in Portland.

👉 Promoted to Triple-A on 6/3 and hit .335 (62-for-185) in 45 games for the PawSox.

**2013: Named Red Sox Minor League Offensive Player of the Year and selected to *Baseball America's* Minor League All-Star 2nd Team...Hit .314 (145-for-462), 36 2B, 4 3B, 15 HR, 65 RBI, 81 BB between Single-A Greenville and High-A Salem.**

👉 Paced all Red Sox minor leaguers in total bases (234), 2B (tied, 36), SB (38), and SLG (.506, min. 250 AB). Began the season with the Drive and earned a spot as the utility player on the South Atlantic League Mid-Season All-Star Team.

👉 Named both Red Sox Minor League Hitter and Base Runner of the Month for May (.356, 19 XBH, 23 R, 8 SB, 21 BB in 26 games).

👉 Matched the longest hit streak of the season in the SAL with a 19-gamer from 5/5-25 (.419, 31-for-74, 8 2B, 6 HR, 9 RBI, 14 BB)...Named SAL Player of the Week for 5/6-12.

👉 Promoted to Salem on 7/9 and named the Red Sox Minor League Base Stealer of the Month for July (15 SB, 1 CS in 20 games between the Drive and Salem).

👉 Twice selected as Carolina League Player of the Week: 8/5-11, 8/19-25.

👉 Named Red Sox Minor League Hitter of the Month for August/September (.404, 46-for-114).

👉 Closed out the regular season with a 30-game on-base streak, longest in the CL all year (.418, 46-for-110, .496 OBP).

👉 Reached safely in 10 of 20 PA in postseason play for the CL Champion Salem Sox (.412, 7-for-17).

👉 After the season, hit .271 (16-for-59) for the Arizona Fall League Champion Surprise Saguaros and named to the West Division Fall Stars Team.

👉 Following the season, ranked by *Baseball America* as the 3rd-best 2B prospect in baseball and the No. 75 prospect overall, as well as the Red Sox' No. 7 prospect and best athlete...Also named the 7th-best prospect in the CL by *BA*.

**2012: Led all qualifying New York-Penn League 2B with a .969 fielding percentage (9 E/286 TC) at Short-A Lowell.**

👉 Paced the Spinners and tied for 4th in the NYPL with 71 games...Also led Lowell with 31 RBI and ranked among club leaders in AB (2nd, 251), runs (3rd, 34), hits (2nd, 67), BB (2nd, 32), and SB (3rd, 20).

👉 Batted .338 (27-for-80) against southpaws.

👉 Named Red Sox Minor League Base Stealer of the Month for August/September (9 SB, 0 CS).

**2011: Played 1 game for the Rookie-level GCL Red Sox in his pro debut (8/26 vs. GCL Twins).**

### Personal

👉 Full name: Markus Lynn Betts.

👉 Signed by Danny Watkins (Red Sox).

👉 Batted .509 and stole 30 bases to earn Louisville Slugger High School All-American honors as a senior in 2011 at John Overton (TN) High School.

👉 At Overton High, was also a member of the basketball team and a standout bowler.

👉 Participated in the Professional Bowlers Association's World Series of Bowling VII, which took place in Reno, NV in December 2015...Was a part of ESPN's broadcast of the PBA Championship in Reno later that month.

👉 Named after former NBA point guard Mookie Blaylock.

## Mookie Betts, Continued

### In the Community

In December 2015, Mookie hosted a bowling tournament in Nashville to raise money to purchase Christmas presents for underprivileged children...In October 2015, served as third base coach for his former travel team, the Dulins Dodgers, during part of the Wood Bat Association World Championship in Jupiter, FL...In each of the past 2 years, has participated in the Red Sox Destinations program and Picnic in the Park, which benefit the Red Sox Foundation, as well as interacted with fans at Winter Weekend...In 2015, participated in the Ice Bucket Challenge, a Sports Authority clinic, and Fan Appreciation, greeting fans at the gates before a home game...During spring training in 2015, attended the Children's Hospital of Southwest Florida Golf Classic, attended the Red Sox Foundation Casino Night, participated in the Fort Myers "Day of Service" by collecting for goodwill at JetBlue Park, and met with Jimmy Fund patients during their trip to Fort Myers...Met and visited with Jimmy Fund patients and painted murals at the Curley K-8 School in Boston during the Red Sox Rookie Development Program in 2014...Attended a BoSox Club Luncheon, and greeted fans at the gates before a 2014 home game.

### Mookie Betts' Career Record

YEAR	CLUB	AVG	G	AB	R	H	2B	3B	HR	RBI	SH	SF	HB	BB	SO	SB	CS	E
2011	GCL Red Sox	.500	1	4	0	2	0	0	0	2	0	0	0	0	0	1	0	3
2012	Lowell	.267	71	251	34	67	8	1	0	31	2	4	3	32	30	20	4	15
2013	Greenville	.296	76	277	63	82	24	1	8	26	3	1	1	58	40	18	2	12
	Salem	.341	51	185	30	63	12	3	7	39	1	1	1	23	17	20	2	6
2014	Portland	.355	54	214	56	76	18	3	6	34	0	3	1	35	20	22	3	4
	Pawtucket	.335	45	185	31	62	12	2	5	31	0	0	0	26	30	11	4	1
	BOSTON	.291	52	189	34	55	12	1	5	18	1	0	2	21	31	7	3	4
2015	Portland	.500	1	4	1	2	0	0	1	1	0	0	0	0	0	0	0	0
	BOSTON	.291	145	597	92	174	42	8	18	77	3	6	2	46	82	21	6	5
	<b>Major League Totals</b>	<b>.291</b>	<b>197</b>	<b>786</b>	<b>126</b>	<b>229</b>	<b>54</b>	<b>9</b>	<b>23</b>	<b>95</b>	<b>4</b>	<b>6</b>	<b>4</b>	<b>67</b>	<b>113</b>	<b>28</b>	<b>9</b>	<b>9</b>
	<b>Minor League Totals</b>	<b>.316</b>	<b>299</b>	<b>1120</b>	<b>215</b>	<b>354</b>	<b>74</b>	<b>10</b>	<b>27</b>	<b>164</b>	<b>6</b>	<b>9</b>	<b>6</b>	<b>174</b>	<b>137</b>	<b>92</b>	<b>15</b>	<b>41</b>

2011 Signed by the Boston Red Sox as a fifth-round selection in the June Draft

2015 On disabled list with a concussion, 7/29-8/10

### Additional Batting Statistics

YEAR	CLUB	OBP	SLG	OPS	TB	GDP
2014	BOSTON	.368	.444	.812	84	2
2015	BOSTON	.341	.479	.820	286	2
	<b>Major League Totals</b>	<b>.348</b>	<b>.471</b>	<b>.818</b>	<b>370</b>	<b>4</b>

### Career Fielding Record

YEAR	CLUB	POS	PCT.	G	GS	PO	A	E	TC	DP
2014	BOSTON	OF	.989	37	36	84	3	1	88	2
	BOSTON	2B	.955	14	14	25	38	3	66	7
2015	BOSTON	OF	.987	144	141	358	10	5	373	2
	<b>Career Totals</b>	<b>OF</b>	<b>.987</b>	<b>181</b>	<b>170</b>	<b>442</b>	<b>13</b>	<b>6</b>	<b>461</b>	<b>4</b>
		<b>2B</b>	<b>.955</b>	<b>14</b>	<b>14</b>	<b>25</b>	<b>38</b>	<b>3</b>	<b>66</b>	<b>7</b>

### Career Single-Game Highs

<b>HITS</b>	4, 6/19/15 at KC
<b>DOUBLES</b>	2, 5 times, last 9/28/15 at NYY
<b>HOME RUNS</b>	2, 2 times, last 9/30/15 at NYY
<b>RBI</b>	4, 2 times, last 4/13/15 vs. WSH
<b>RUNS SCORED</b>	3, 3 times, last 9/12/15 at TB
<b>WALKS</b>	2, 5 times, last 9/21/15 vs. TB
<b>STRIKEOUTS</b>	4, 4/10/15 at NYY (19 innings)
<b>STOLEN BASES</b>	2, 4/13/15 vs. WSH
<b>HITTING STREAK</b>	18, 8/24-9/13/15
<b>EJECTIONS</b>	None

### Home Run Notes

#### MULTI-HOME RUN GAMES (2)

#### 2-HOME RUN GAMES (2)

5/5/15 vs. TB  
9/30/15 at NYY

#### LEADOFF HOME RUNS (2)

9/21/14 at BAL off Miguel Gonzalez  
6/20/15 at KC off Edinson Volquez

#### GRAND SLAMS (1)

8/29/14 at TB off Chris Archer

#### PINCH-HIT HOME RUNS (0)

#### EXTRA-INNING HOME RUNS (1)

9/30/15 at NYY off Chasen Shreve (11th)

#### GAME-ENDING HOME RUNS (0)

#### INSIDE-THE-PARK HOME RUNS (0)



# 31 BRENNAN BOESCH

OF



**Bats:** Left • **Throws:** Left • **Height:** 6-4 • **Weight:** 225  
**Opening Day Age:** 30 • **MLB Service:** 4 years, 49 days  
**Born:** 4/12/1985 in Santa Monica, CA  
**Resides:** Los Angeles, CA  
**Acquired:** Signed as a minor league free agent on 1/12/2016  
**Contract Status:** Signed through 2016

## Non-Roster Invitee

### Career Highlights

- Entering his 11th professional season, his 1st in the Red Sox organization.
- Has hit .250 (394-for-1,577) with 48 HR in 481 ML games with DET (2010-12), NYY (2013), LAA (2014), and CIN (2015)...Recorded at least 100 hits, 20 2B, 10 HR, and 50 RBI in each of his 3 seasons with the Tigers.
- Has hit .282 (101-for-358) with a .346 OBP against LHP in his ML career.
- In the majors, has played RF (283 games, 246 starts), LF (112 games, 105 starts), and CF (9 games, 7 starts), combining for a .975 fielding percentage (17 E/690 TC), 22 assists, and 5 double plays.
- Has batted .328 (213-for-649) in 169 career Triple-A games, including .330 (185-for-561) in 146 over the last 2 seasons.
- Named a Pacific Coast League mid-season and postseason All-Star in 2014, leading the PCL in AVG (.332, 124-for-374), SLG (.636), and OPS (1.017)...Was the only Triple-A hitter to slug at least .600 that season.
- Finished T-5th in AL Rookie of the Year voting in 2010...Tabbed AL Rookie of the Month in May and June of 2010, his first 2 full months in the majors.
- Had a .337/.403/.548 batting line against LHP in 2010 (35-for-104, 7 2B, 3 3B, 3 HR)...His .951 OPS vs. LHP was the highest by a left-handed batting rookie since David Justice's 1.099 mark in 1990 (min. 100 AB).
- Named Double-A Erie's Player of the Year in 2009, leading all Double-A players with 28 HR and pacing Eastern League OF with 15 assists.

**2015: Made CIN's Opening Day roster after attending spring training as a non-roster invitee... Appeared in 51 games over 2 stints with the Reds...Also hit .326 (61-for-187) with a .386 OBP in 51 games for Triple-A Louisville.**

- His .326 AVG for the Bats ranked 3rd among International Leaguers with at least 175 AB.
- With Louisville, hit .400 (16-for-40) against LHP and .306 (45-for-147) versus righties...Hit above .300 for the Bats in June (.389, 14-for-36), July (.307, 31-for-101), and August (.341, 14-for-41)...Batted .447 (21-for-47) with RISP, going 6-for-8 (.750) with the bases loaded.
- Earned a spot on the Reds' Opening Day roster after leading the club in AB (61), AVG (.361), SLG (.607), hits (22), total bases (37), HR (tied, 4), and RBI (tied, 14) during spring training...Ranked 4th among Cactus League hitters in AVG and 6th in SLG.
- Appeared in 32 games (10 starts) with CIN before being optioned to Louisville on 6/15.
- During a 38-game stretch from 6/25-8/5, led Triple-A batters in hits (53) and ranked among leaders in AVG (4th, .376) and OBP (7th, .433).
- Hit .458 (22-for-48) during a 13-game hitting streak from 6/22-7/5, the longest hit streak by a Louisville player all season.
- Recalled by CIN on 8/19...Placed on the 15-day DL on 8/23 with a bruised right ankle...Made 3 rehab appearances with Louisville...In the Bats' season finale on 9/7, hit a walk-off, 2-run 2B against Indianapolis.
- Reinstated from the DL on 9/8...Hit lone HR of the season on 9/25 vs. NYM off Noah Syndergaard.

**2014: Appeared in 27 games over 3 stints with LAA in lone season in the Angels organization... Spent a majority of his season with Triple-A Salt Lake and was named a Pacific Coast League mid-season and postseason All-Star...Was the only Triple-A hitter to slug at least .600 (.636).**

- Led the PCL in AVG (.332, 124-for-374), SLG, and OPS (1.017)...Also ranked among league leaders in HR (T-9th, 25) and RBI (85, 6th), despite playing in only 95 games.
- For Salt Lake, hit .350 (64-for-183) with the bases empty and .350 (41-for-117) with RISP.
- Signed by the Angels as a minor league free agent on 3/10 and attended spring training as a non-roster invitee.
- Began the season in Triple-A, but was selected to the ML roster on 4/16...Went 3-for-13 (.231) with LAA before returning to Salt Lake on 4/27...Reached base in each of his next 15 games with the Bees from 4/29-5/16 (.328 AVG, 21-for-64, 5 2B, 3 HR) before being placed on the DL from 5/18-31 with a left oblique strain.

## Brennan Boesch, Continued

👉 Posted a .405/.457/.786 line in 22 games in June (34-for-84, 7 2B, 2 3B, 7 HR, 24 RBI), leading all Triple-A hitters in AVG and OPS (1.242) during the month.

👉 Named PCL Player of the Week on 6/24...Hit .490 and slugged 1.020 during a 12-game hitting streak from 6/10-23 (24-for-49, 6 2B, 3B, 6 HR)...Hit 6 HR in a 6-game span from 6/16-21, homering twice on 6/18 vs. Memphis.

👉 Homered in 7 of 12 games from 7/18-30 and in 3 straight games from 8/8-10...Hit .451 and slugged .922 during a 13-game hitting streak from 8/7-29 (23-for-51, 7 2B, 3B, 5 HR)...Went 2-for-2 with a HR and a 2B in his final game of the season on 9/1 at El Paso.

👉 Recalled by LAA on 8/12 and 9/2, but did not appear in a game during either ML stint...Designated for assignment on 10/7 and elected free agency on 10/9.

👉 On 11/20 was signed by CIN to a minor league contract with an invitation to 2015 ML spring training camp.

**2013: Appeared in 23 games (12 starts) in 2 stints with NYY and played in 8 games with Triple-A Scranton/Wilkes-Barre during his only season in the Yankees organization...Hit 3 HR in only 51 AB with the Yankees, with 6 of his 14 hits going for extra bases (.529 SLG).**

👉 Signed by the Yankees as a free agent on 3/16 and made the club's Opening Day roster...Appeared in 20 ML games before being optioned to Triple-A on 5/13.

👉 Returned to NYY on 5/25 and went 5-for-8 with a HR in 3 games before being optioned again on 6/3.

👉 Placed on the DL on 6/6 (left shoulder inflammation) and released by the Yankees on 7/22.

**2012: Spent entire season with DET, hitting .240 (113-for-470) with 12 HR and 54 RBI in 132 games in his final season in the Tigers organization.**

👉 Batted .302 (19-for-63) with 4 2B and 2 HR with RISP and 2 outs.

👉 Recorded a season-high 4 RBI on 4/12 vs. TB and a season-high 4 hits on 6/13 at CHC.

👉 Had a 12-game hitting streak from 5/7-19, batting .341 (15-for-44) with 2 2B, HR, and 3 RBI in that span.

👉 Hit .385 (20-for-52) with 6 2B, 4 HR, and 16 RBI during a 15-game stretch from 7/3-24...Batted .295 (23-for-78) with 7 2B, 4 HR, and 17 RBI in 23 games in July.

**2011: Limited to 115 games in his 1st full ML campaign due to a season-ending thumb surgery in September.**

👉 Hit .302 (32-for-106) with a .356 OBP against LHP...Among left-handed batters with at least 100 AB vs. LHP, ranked 6th in AVG and 9th in OBP.

👉 Hit .306 (96-for-314) in 84 games prior to the All-Star break, compared to .219 (25-for-114) in 31 games after the break.

👉 Went 4-for-4 with 4 RBI and 4 runs scored on 4/3 at NYY, his 2nd game of the season...Became the 1st Tigers player with at least 4 hits, 4 runs, and 4 RBI in a game since Dmitri Young on 4/4/05 vs. KC...Was the 1st player to reach those marks as a visitor at Yankee Stadium since Jose Canseco on 8/29/89 with OAK (4-for-6, 4 R, 5 RBI).

👉 Had a pair of 10-game hitting streaks from 4/18-29 (.429 AVG, 15-for-35, 5 2B) and 6/25-7/4 (.378 AVG, 14-for-37, 4 2B, 2 HR)...Hit .319 (29-for-91) with 9 2B, HR, and 13 RBI in 26 games in April...Batted .380 (41-for-108) with 21 runs, 8 2B, 6 HR, and 13 RBI in 27 games in June, leading the AL in hits and ranking 3rd in AVG during the month.

👉 Went 5-for-6 with 2 HR, 2B, 5 RBI, and 3 runs scored on 6/6 at TEX...According to Elias, became only the 5th player in Tigers history with at least 5 hits, 2 HR, 5 RBI, and 3 runs in a single game, joining Ty Cobb (1925), Hank Greenberg (1937), Charlie Gehringer (1937), and Carlos Pena (2004).

👉 Left the game on 8/10 at CLE with a right thumb sprain...Played in 8 more games before undergoing season-ending surgery to repair the ulnar collateral ligament on 9/6, a procedure performed by Dr. Thomas Graham at the Cleveland Clinic.

**2010: Made ML debut, appearing in 133 games with DET and finishing T-5th in BBWAA AL Rookie of the Year voting...Led AL rookies in HR (14) and RBI (67) and ranked 2nd in hits (119), 2B (26), total bases (193), and XBH (43).**

👉 Tabbed Tigers Minor League Player of the Month for April after opening the season with Triple-A Toledo in 15 games (.379, 22-for-58)...Selected to the ML roster on 4/23 and spent the remainder of the season with DET...At the time of his promotion, led the International League in hits (22) and RBI (17) and ranked 4th in AVG and OBP (.455).

👉 Made ML debut on 4/23 at TEX, doubling off Rich Harden in his 1st AB.

👉 Hit 1st HR on 4/30 vs. LAA, a grand slam off Joel Pineiro.

👉 Named AL Rookie of the Month for May (.345, 29-for-84, 8 2B, 2 3B, 3 HR, 15 RBI) and June (.337, 38-for-104, 17 R, 4 2B, 3B, 8 HR, 23 RBI).

👉 Also earned Tigers Player of the Month honors for June...During the month, ranked T-2nd among AL players in HR, T-5th in RBI, and T-8th in hits.

👉 Batted .342 (83-for-243) with 12 HR and 49 RBI in 65 games before the All-Star break, compared to .163 (36-for-221) with 2 HR and 18 RBI in 68 games after the break.

👉 With DET, had a .337/.403/.548/.951 batting line against LHP (35-for-104, 7 2B, 3 3B, 3 HR)...The only left-handed AL batter with a higher OPS against LHP (min. 100 AB) was Justin Morneau (.966)...His .951 OPS vs. LHP was the highest by a left-handed rookie since David Justice's 1.099 mark in 1990 (min. 100 AB).

👉 Led all AL outfielders with 10 errors and ranked T-8th with 9 assists.

## Brennan Boesch, Continued

**2009: Earned Eastern League mid-season and postseason All-Star honors, leading all Double-A players with 28 HR...Named Erie's Player of the Year.**

🔥 Led league OF with 15 assists...Also led the EL in XBH (61) and total bases (269) and ranked 3rd in RBI (93), SLG (.510), and triples (tied, 7)...Ranked T-4th with 89 runs and 5th with 145 hits...Averaged a HR every 18.8 AB, the 2nd-best mark in the league.

🔥 Led the EL in total bases (68) and HR (tied, 7) in May...Hit .410 (16-for-39) during a 10-game hitting streak from 5/1-11...Hit 4 HR during a season-high 13-game hitting streak from 7/5-25 (.362 AVG, 21-for-58).

🔥 Named EL Player of the Week on 7/27 after batting .407 (11-for-27) with 3 2B, 3B, 4 HR, 10 RBI, and 9 runs in 6 games from 7/20-26.

🔥 Hit 2 HR on 8/1 vs. Reading.

🔥 Rated by *Baseball America* as the EL's best power prospect.

🔥 Appeared in 18 games with Escogido of the Dominican Winter League.

**2008: Spent entire season with High-A Lakeland...Ranked T-3rd in the Florida State League with 8 3B.**

🔥 Hit .293 (34-for-116) with RISP, including .471 (8-for-17) with the bases loaded.

🔥 Compiled a season-best 13-game hitting streak from 5/21-6/4 (.351 AVG, 20-for-57)...Hit 2 HR on 7/8 at Brevard County.

**2007: Spent entire season with Single-A West Michigan...Ranked 5th in the Midwest League and 4th in the DET organization with 86 RBI.**

🔥 Hit .370 (17-for-46) with 3 HR during a season-high 12-game hitting streak from 5/30-6/10...Led the Midwest League with 27 RBI in June...Also had a 10-game hitting streak from 7/6-19 (.409 AVG, 18-for-44).

🔥 Appeared in all 9 of West Michigan's playoff games, batting .263 (10-for-38) with 3 2B and 2 RBI.

🔥 Following the season, ranked by *Baseball America* as the 24th-best prospect in the Tigers organization.

**2006: Made professional debut with Short-A Oneonta, earning New York-Penn League All-Star honors and leading the league in RBI (54)...Also ranked among league leaders in hits (2nd, 85), total bases (3rd, 127), triples (T-4th, 6), and XBH (T-4th, 26).**

🔥 Batted .337 (34-for-101) with RISP.

🔥 Hit .372 (16-for-43) during a season-high 11-game hitting streak from 8/13-25.

🔥 Following the season, ranked by *Baseball America* as the 16th-best prospect in the Tigers organization.

### Personal

---

🔥 Full name: Brennan Philip Boesch...Last name is pronounced "Bosh."

🔥 Signed by Scott Cerny (Tigers).

🔥 Married to Allison.

🔥 Played baseball for 3 seasons at the University of California-Berkeley (2004-06), batting .327 (165-for-505) with 21 HR in 144 career games...Earned All-Pac-10 Conference honors as a sophomore and received honorable mention as a junior...Batted .490 with 7 HR in 2003 as a senior at Harvard-Westlake School in CA.

### In the Community

---

While with Detroit, Brennan actively participated with the Tigers Dreams Come True and the Detroit Tigers Autographed Memorabilia Program...Also participated in Autographs for a Cause, which benefited the Michigan Chapter of the National Multiple Sclerosis Society...Served as a judge for the Comerica Bank Grand Slam Grant program...Attended the Ilitch Charities Gala...Participated in the Tigers Winter Caravan.

# Brennan Boesch, Continued

## Brennan Boesch's Career Record

YEAR	CLUB	AVG	G	AB	R	H	2B	3B	HR	RBI	SH	SF	HB	BB	SO	SB	CS	E
2006	Oneonta	.291	70	292	27	85	15	6	5	54	0	1	3	21	42	3	4	6
2007	West Michigan	.267	126	513	52	137	19	4	10	86	0	5	1	23	81	15	4	3
2008	Lakeland	.249	111	417	46	104	17	8	7	64	0	5	3	26	90	3	5	6
2009	Erie	.275	131	527	89	145	26	7	28	93	1	7	3	33	127	11	2	7
2010	Toledo	.379	15	58	6	22	3	1	3	17	0	0	4	4	17	2	1	0
	DETROIT	.256	133	464	49	119	26	3	14	67	0	3	5	40	99	7	1	10
2011	DETROIT	.283	115	428	75	121	25	1	16	54	0	4	5	35	83	5	3	3
2012	DETROIT	.240	132	470	52	113	22	2	12	54	0	2	5	26	104	6	3	2
2013	NEW YORK-AL	.275	23	51	6	14	2	1	3	8	0	0	0	2	9	0	0	1
	Scranton/W-B	.200	8	30	6	6	2	0	0	2	0	0	0	7	8	0	0	0
2014	Salt Lake	.332	95	374	68	124	25	7	25	85	0	2	2	29	86	10	4	3
	LOS ANGELES-AL	.187	27	75	6	14	2	0	2	7	0	2	0	2	19	3	0	1
2015	CINCINNATI	.146	51	89	4	13	2	0	1	5	0	0	1	4	30	1	0	0
	Louisville	.326	51	187	17	61	9	0	4	30	1	1	0	19	41	0	2	0
	<b>Major League Totals</b>	<b>.250</b>	<b>481</b>	<b>1577</b>	<b>192</b>	<b>394</b>	<b>79</b>	<b>7</b>	<b>48</b>	<b>195</b>	<b>0</b>	<b>11</b>	<b>16</b>	<b>109</b>	<b>344</b>	<b>22</b>	<b>7</b>	<b>17</b>
	<b>Minor League Totals</b>	<b>.285</b>	<b>607</b>	<b>2398</b>	<b>311</b>	<b>684</b>	<b>116</b>	<b>33</b>	<b>82</b>	<b>431</b>	<b>2</b>	<b>11</b>	<b>16</b>	<b>172</b>	<b>492</b>	<b>44</b>	<b>22</b>	<b>25</b>

- 2006 Signed by the Detroit Tigers as a third-round selection in the June Draft
- 2011 On disabled list recovering from right thumb surgery, 9/9 through remainder of season
- 2013 Signed by the New York Yankees as a free agent on 3/16
- 2014 Signed by the Los Angeles Angels of Anaheim as a minor league free agent on 3/10
- 2014 Signed by the Cincinnati Reds as a minor league free agent on 11/20
- 2015 On disabled list with a bruised right ankle, 8/23-9/7
- 2016 Signed by the Boston Red Sox as a minor league free agent on 1/12

## Additional Batting Statistics

YEAR	CLUB	OBP	SLG	OPS	TB	GDP
2010	DETROIT	.320	.416	.736	193	5
2011	DETROIT	.341	.458	.799	196	7
2012	DETROIT	.286	.372	.659	175	11
2013	NEW YORK-AL	.302	.529	.831	27	2
2014	LOS ANGELES-AL	.203	.293	.496	22	0
2015	CINCINNATI	.191	.202	.394	18	0
	<b>Major League Totals</b>	<b>.303</b>	<b>.400</b>	<b>.703</b>	<b>631</b>	<b>25</b>

## Career Fielding Record

YEAR	CLUB	POS	PCT.	G	GS	PO	A	E	TC	DP
2010	DETROIT	OF	.957	118	111	216	9	10	235	2
2011	DETROIT	OF	.985	101	99	190	7	3	200	1
2012	DETROIT	OF	.989	121	115	167	5	2	174	1
2013	NEW YORK-AL	OF	.967	15	12	28	1	1	30	1
2014	LOS ANGELES-AL	OF	.933	12	6	14	0	1	15	0
2015	CINCINNATI	OF	1.000	23	15	36	0	0	36	0
	<b>Career Totals</b>	<b>OF</b>	<b>.975</b>	<b>390</b>	<b>358</b>	<b>651</b>	<b>22</b>	<b>17</b>	<b>690</b>	<b>5</b>

## Career Single-Game Highs

- HITS** 5, 6/6/11 at TEX
- DOUBLES** 2, 4 times, last 7/18/12 vs. LAA
- HOME RUNS** 2, 6/6/11 at TEX
- RBI** 5, 6/6/11 at TEX
- RUNS SCORED** 4, 4/3/11 at NYY
- WALKS** 4, 7/5/10 vs. BAL
- STRIKEOUTS** 4, 8/14/10 at CWS
- STOLEN BASES** 2, 9/12/10 vs. BAL
- HITTING STREAK** 12, 5/7-19/12
- EJECTIONS** None

## Home Run Notes

### MULTI-HOME RUN GAMES (1)

### 2-HOME RUN GAMES (1)

6/6/11 at TEX

### LEADOFF HOME RUNS (0)

### GRAND SLAMS (1)

4/30/10 vs. LAA off Joel Pineiro

### PINCH-HIT HOME RUNS (1)

4/9/13 at CLE off Brett Myers

### EXTRA-INNING HOME RUNS (0)

### GAME-ENDING HOME RUNS (0)

### INSIDE-THE-PARK HOME RUNS (0)

# 2 XANDER BOGAERTS

SS



**Bats:** Right • **Throws:** Right • **Height:** 6-1 • **Weight:** 212  
**Opening Day Age:** 23 • **MLB Service:** 2 years, 42 days  
**Born:** 10/1/1992 in Oranjestad, Aruba  
**Resides:** San Nicolaas, Aruba  
**Acquired:** Signed as an international free agent on 8/23/2009  
**Contract Status:** Signed through 2016

## Career Highlights

- Named 2015 Red Sox MVP by the Boston Baseball Writers after placing 2nd in the AL in AVG (.320) and hits (196)...Also earned the 2015 AL Silver Slugger Award at SS, the youngest Red Sox to win a Silver Slugger at any position (turned 23 in October).
- Has appeared in a team-high 300 games over the last 2 years (2014-15)...In 2014, his 144 games at age 21 were the most by any Red Sox infielder that young since Bobby Doerr in 1938 (145).
- In 2013, made ML debut with 18 regular season and 12 postseason games...Started the Red Sox' last 8 post-season games, becoming the youngest Red Sox ever to start a postseason contest at 21 years and 16 days old (previous: Babe Ruth at 21 years, 246 days in 1916).
- Ranked as the No. 2 prospect in baseball entering 2014, according to *Baseball America*...Also rated by *Baseball America* as the Red Sox' No. 1 prospect in both 2013 and 2014.
- In 2013, named *USA Today's* 2013 Minor League Player of the Year after splitting the bulk of the season between Double-A Portland and Triple-A Pawtucket...Also honored as 2013 Red Sox Minor League Player of the Year by the Boston chapter of the BBWAA and *Baseball America*.
- In 2013, became the 5th Aruban-born major leaguer and the 1st to play for the Red Sox...Was on the Netherlands' roster for the 2013 World Baseball Classic.

### 2015: Finished 2nd in the AL with both a .320 AVG (5th in MLB) and 196 hits (3rd in MLB) and won the AL Silver Slugger Award at SS.

- After the season, named the SS on *The Sporting News'* AL All-Star Team...Also named team MVP by the Boston Chapter of the BBWAA, the first Red Sox SS to be recognized since Nomar Garciaparra in 1998.
- Was the youngest Red Sox player to earn a Silver Slugger Award at any position (turned 23 in October) and the youngest AL SS since Alex Rodriguez with SEA in 1998.
- Led the Red Sox with 156 games, 613 AB, and 231 times on base... Played all 156 games at SS, with 154 starts...Marked 2nd-most games at SS in MLB to TEX's Elvis Andrus (160)...Had the most games and starts at SS by a Red Sox since 2003 (Nomar Garciaparra, 156 games and 155 starts).
- Topped ML shortstops in AVG, hits, runs (84), doubles (35), total bases (258), and OBP (.355)...Recorded 35 more hits than any other SS... Also topped AL shortstops (2nd among ML SS) with 81 RBI.
- His 196 hits ranked 3rd in the majors behind only MIA's Dee Gordon (205) and HOU's Jose Altuve (200)... It was the most ever hits by a Red Sox in an age-22 season or younger, passing Ted Williams in 1940 (193).
- His .320 AVG trailed only Miguel Cabrera (.338) in the AL...Marked an 80-point improvement over 2014 (.240).
- Led MLB with a .340 AVG (154-for-453) in his last 109 games beginning 5/31, totaling 14 more hits than any other player in that stretch.
- Had the 2nd-best fielding percentage among AL shortstops (.984) behind BAL's J.J. Hardy (.993)...Named a finalist for the AL Rawlings Gold Glove Award at SS.
- Ranked T-4th in MLB with 57 multi-hit games and T-3rd in the AL with 17 games with at least 3 hits...Tied DET's Ian Kinsler for the ML lead in 4+ hit games (6).
- His 6 games with 4+ hits marked the most by a Red Sox since Dustin Pedroia in 2008 (7)...All 6 came as a 22-year-old, most in the majors that young since KC's George Brett had 6 in 1975, and most by a Red Sox prior to turning 23 since at least 1914.
- Placed 2nd in the majors with a .365 AVG vs. LHP (57-for-156), including an ML-best .419 (36-for-86) against lefties from 7/2 through the end of the season...Hit .304 (139-for-457) against RHP, 7th best in the AL.
- Had MLB's 2nd-best home AVG (.347), trailing only Miguel Cabrera (.357)...Also ranked among AL leaders in day AVG (4th, .335) and night AVG (6th, .312).
- Was 9th in the AL in AVG with RISP (.331, 53-for-160) and was 5th in AVG with 2 out and RISP (.386, 27-for-70).

### 2015 AL LEADERS

Player, Team	AVG
Miguel Cabrera, DET	.338
<b>Xander Bogaerts, BOS</b>	<b>.320</b>
Jose Altuve, HOU	.313

Player, Team	Hits
Jose Altuve, HOU	200
<b>Xander Bogaerts, BOS</b>	<b>196</b>
Prince Fielder, TEX	187

Xander Bogaerts

## Xander Bogaerts, Continued

- 🔥 Led the majors with 10 hits, 6 XBH, and 26 RBI in 27 PA with the bases loaded (.385, 10-for-26, 4 2B, 3B, HR, SF).
- 🔥 Hit 1st career grand slam and drove in a career-high 5 runs in the 8th inning on 9/21 vs. TB, turning a 4-6 deficit into an 8-6 lead.
- 🔥 Led the majors with 9 hits in extra innings, the most in a season by a Red Sox since at least 1974...Overall, batted .692 (9-for-13), 2B, HR, 3 RBI, 3 BB in 17 PA in extra innings.
- 🔥 Hit .312 in June, .371 in July, .324 in August, and .357 in September...Was the 1st player age 22 or younger in the last 35 years to hit at least .310 in 4 consecutive months of one year (min. 100 AB in each month).
- 🔥 Batted an ML-best .341 (116-for-340) in 80 games as the No. 3 hitter in the lineup (min. 150 PA)...Each of his last 87 starts beginning 6/25 came in the 2nd or 3rd spot in the lineup...Hit no higher than 7th in his first 32 starts.
- 🔥 Tied David Ortiz for the team lead in game-winning RBI with 12...Delivered 2 of the team's 3 walk-off hits, both singles, on 4/17 vs. BAL (9th inning) and 7/24 vs. DET (11th inning).
- 🔥 Went 4-for-8, R, BB, SB in the Red Sox' 19-inning win on 4/10 at NYY...Was the 1st Red Sox to record as many as 4 hits during the extra innings of a game since at least 1947.
- 🔥 Hit 1st HR of the season on 4/25 at BAL in the 10th inning, his 1st career extra-inning HR.
- 🔥 Hit a game-winning, 3-run single in the 7th inning on 7/7 vs. MIA, the first 3-run single by a Red Sox in the regular season since Gary Allenson vs. DET on 9/11/82.
- 🔥 Had a career-best 23-game on-base streak from 8/30-9/25 (.385/.433/.552, 37-for-96, 8 BB), longest by a Red Sox SS since Nomar Garciaparra reached in 26 consecutive games from 4/27-5/26/03...Included a career-high 12-game hit streak from 9/9-23 (.396, 21-for-53).

**2014: Played a team-high 144 games in his 1st full ML season at age 21...Saw time between SS (99 games, 98 starts) and 3B (44 games, all starts).**

- 🔥 Ranked 2nd on the team with 41 XBH, tied for 3rd among AL rookies...Also placed among AL rookie leaders in hits (3rd, 129), total bases (3rd, 195), 2B (3rd, 28), BB (T-3rd, 39), multi-hit games (4th, 35), runs (4th, 60), HR (5th, 12), and RBI (5th, 46).
- 🔥 Averaged 4.1 pitches seen per PA, 11th best among AL qualifiers and the highest by a ML rookie since ATL's Jason Heyward in 2010 (4.1).
- 🔥 Served as Boston's everyday SS through 6/1...Shifted to 3B on 6/2 when Stephen Drew was recalled...Returned to SS following Drew's 7/31 trade to the Yankees...Hit .266/.333/.391 as a SS compared to .182/.217/.300 as a 3B.
- 🔥 Was batting .299 (66-for-221) with 17 2B, 3B, 5 HR, 17 RBI, and 25 BB in 59 games through 6/7...In his next 60 games from 6/8-8/30, hit just .143 (31-for-217) with 5 2B, 3 HR, and 13 RBI...Ended the season with a .320 AVG (32-for-100) in his last 25 games from 8/31 on.
- 🔥 His 144 games led major leaguers age 21 or younger and were the most by a Red Sox that young since Tony Conigliaro in 1966 (150).
- 🔥 On 3/31 at BAL, became Boston's youngest Opening Day SS in a century (21-year-old Everett Scott in 1914).
- 🔥 Had a season-high 10-game hit streak from 4/16-27 (.324 AVG, 12-for-37, 4 R, 4 2B, HR, 5 RBI).
- 🔥 Hit 1st career HR at Fenway Park on 5/17 vs. DET...Was the youngest Red Sox player to go deep at Fenway since Jim Rice in 1974 at 21 years old.
- 🔥 His 89 times on base through the end of May were the most ever by a Red Sox rookie and most by an AL rookie since SEA's Ichiro Suzuki reached 97 times before June in 2001.
- 🔥 Homered in consecutive games for the 1st time in his career 6/2-3 at CLE...Did it again 9/9-10 vs. BAL.
- 🔥 Drove in both Red Sox runs in a 2-1 win on 8/6 at STL...Sac fly in the top of the 9th inning was his 1st career game-winning RBI.
- 🔥 Removed from the game on 8/22 vs. SEA after being struck in the head by a pitch by Felix Hernandez...Placed on the 7-day concussion DL on 8/25 (retro to 8/23) and activated on 8/30.
- 🔥 From 8/31 through the end of the regular season, ranked among AL leaders in AVG (10th, .310) and SLG (10th, .500)...Placed 2nd on the team with 4 HR, 10 XBH, and 16 RBI in that time.

### BOGEY AND TONY C.

Bogaerts' 144 games and 594 PA in 2014 were both the most among major leaguers age 21 or younger that season, and the most by a Red Sox that young since Tony Conigliaro in 1966 (150 G, 628 PA)...Since 1920, the only other Red Sox aside from Bogaerts and Conigliaro with that many PA in a season at age 21 or younger was Ted Williams (675 PA in 1939, 661 PA in 1940).

Bogaerts' 12 homers in 2014 were the most in a season by a Red Sox at age 21 or younger since Conigliaro (24 in 1964, 32 in 1965, 28 in 1966)...The only other Red Sox ever with that many homers in a season before turning 22 were Williams (31 in 1939, 18 in 1940) and Bobby Doerr (12 in 1939).

## Xander Bogaerts, Continued

### 2013: Played in 18 regular season and 12 postseason games for the Red Sox in his ML debut.

- Selected to BOS' active roster on 8/19 and made 12 regular season starts between SS (8 G, 6 GS) and 3B (9 G, 6 GS)...Hit safely in 7 games and the Sox were 7-0 in those contests.
- Made ML debut with a start at SS on 8/20 at SF (0-for-3)...At 20 years and 323 days old, was BOS' youngest position player to appear in a game since Dwight Evans in 1972 (debuted at 20 years, 318 days old on 9/16/72)...Was the Sox' youngest SS since Luis Alvarado in 1969 (20 years old) and the club's youngest player in a game overall since RHP Jeff Suppan in 1995 (20 years old).
- Was 3rd-youngest player to appear in a ML game in 2013 behind WSH's Bryce Harper and TEX's Jurickson Profar.
- Single off Brandon League in the 9th inning on 8/24 at LAD for 1st ML hit...Recorded 1st extra-base hits of ML career 9/7 at NYY, including his 1st HR off Jim Miller in the 5th inning.
- Split minor league season between Double-A Portland and Triple-A Pawtucket, combining to hit .297 (132-for-444) with 23 2B, 6 3B, 15 HR, 67 RBI, and 63 BB in 116 games.
- Named *USA Today Sports'* Minor League Player of the Year and tabbed the SS on *Baseball America's* Minor League All-Star First Team...Received Greg Montalbano Award as Red Sox Minor League Player of the Year by the Boston Baseball Writers...Also named *Baseball America's* Red Sox Minor League Player of the Year.
- Rated by *Baseball America* as the No. 1 prospect in both the International League and the Eastern League...Named the top Eastern League batting prospect in *Baseball America's* Best Tools Survey.
- Began season with 56 games for Portland...Played 60 games with the PawSox after a 6/13 promotion...With Pawtucket, made 49 appearances at SS and 10 at 3B.
- At 20 years old, was the youngest player in the International League all season.
- Made PawSox debut in a 6/14 doubleheader vs. Buffalo...Scored walk-off run in the 7th inning of Game 1, and launched 2-run homer in Game 2.
- For 2nd straight year, participated in the XM All-Star Futures Game...Started at SS for Team World in the 7/14 exhibition at Citi Field in New York (2-for-3, BB, R).
- Invited to 1st Major League Spring Training and was the youngest Red Sox in big league camp (20 years old).
- Appeared in 7 World Baseball Classic games during Netherlands' run to the World Championship Round...Went 5-for-19 (.263) with 2 2B and an RBI.
- Following the season, ranked as Boston's No. 1 prospect and the best power hitter in the system for a 2nd straight season, according to *Baseball America*.

**POSTSEASON:** Appeared in 12 of BOS' 16 postseason games en route to the 2013 World Series championship...Made 8 starts, all at 3B in the club's last 8 games...Was 5th among postseason leaders (min. 25 PA) with a .412 OBP, 9th with a .481 SLG, and 8th with an .893 OPS, trailing only David Ortiz among Red Sox...Was 3rd on the team with a .296 AVG...Reached in 7 of 11 games with a PA and reached twice in 6 of 8 postseason games with multiple PA...Was the youngest Red Sox position player to appear in a postseason game, and 3rd Red Sox to play in the postseason at age 21 or younger, joining Babe Ruth (20 in 1915, 21 in 1916) and Ken Brett (19 in 1967)...Pinch ran in the 9th inning in his postseason debut in Game 3 of the ALDS at TB...Came around to score the tying run on a Dustin Pedroia groundout, becoming the youngest Red Sox to score a run in postseason play...Drew a 7th-inning walk as a pinch hitter in ALDS Game 4 and scored the tying run on a wild pitch...T-1st among ALCS batters with 4 runs scored...In ALCS Game 5 made 1st start of the postseason at 3B...At 21 years and 16 days old, was the youngest Red Sox ever to start a postseason contest (prev. Babe Ruth at 21 years, 246 days old in Game 2 of 1916 World Series)...Was the 3rd-youngest ALCS starter ever behind Claudell Washington (20 years, 55 days in GM 2 in 1974) and Bret Saberhagen (20 years, 176 days in GM 3 in 1984)...Became youngest Red Sox to record a postseason hit with 9th-inning double in ALCS Game 4 at DET...Was youngest player to appear in a World Series game since FLA's Miguel Cabrera in 2003 (20 years old) and the 17th-youngest position player in WS history...Tripled in World Series Game 3, the 3rd-youngest player to notch a 3-bagger in a WS game after Ty Cobb (20 in 1907, GM 4) and Mickey Mantle (20 in 1952, GM 4).

### 2012: Honored as Red Sox Minor League Offensive Player of the Year and *Baseball America's* Red Sox Minor League Player of the Year after splitting the season between High-A Salem and Double-A Portland...Also named to *Baseball America's* Minor League All-Star Second Team.

- Combined to hit .307 (146-for-476) with 37 2B, 3 3B, 20 HR, 81 RBI, and 44 BB in 127 G...Ranked among Red Sox minor league leaders in HR (T-2nd), RBI (3rd), and AVG (T-4th).
- Was the Eastern League's youngest position player all year (2nd youngest overall).
- Began year with 104 games for Salem and was named a Carolina League mid- and postseason All-Star.
- Placed among Carolina League qualifiers in AVG (4th, .302), OBP (4th, .378), and SLG (2nd, .505).

#### YOUTH ON THE BIG STAGE

Xander started for Boston in all 6 games of the 2013 World Series...At 21 years and 22 days old in Game 1, he became the 11th-youngest position player to start a World Series game...Among the other 10, 5 are in the Hall of Fame (Freddie Lindstrom, Mickey Mantle, Travis Jackson, Ty Cobb, Willie Mays) and 5 went on to win an MVP (Miguel Cabrera, Phil Cavarretta, Cobb, Mantle, Mays).

Xander was the 2nd-youngest player ever to start each World Series game for a team that won it all. The only younger player was FLA's Miguel Cabrera at 20 years old in 2003.

## Xander Bogaerts, Continued

- 🔥 Tied for the Carolina League lead with 8 HR over a 25-game stretch from 6/3-28...In that time, led the CL in SLG (.679) and OPS (1.144)...In 30 June games, batted .337 (34-for-101) with 24 RBI.
- 🔥 Promoted to Portland on 8/9 and homered that night in Double-A debut at Akron.
- 🔥 Played for the World Team in the All-Star Futures Game on 7/8 in KC as starting DH (1-for-4).
- 🔥 Named CL Batter of the Week for 7/30-8/5, his last full week at that level (.541, 13-for-24, 6 2B, 4 RBI, 4 BB).
- 🔥 Hit safely in 19 of 23 games with Portland at .326 (30-for-92), including 10 multi-hit contests.
- 🔥 Following the season, ranked by *Baseball America* as BOS' No. 1 prospect, as well as the best power hitter and best athlete in the system...Also selected as No. 1 position player prospect (No. 2 overall) in the Carolina League.
- 2011: Jumped to Single-A Greenville for his 1st season in the U.S.**
- 🔥 Reported to the Drive on 6/9 and spent the rest of the season as the club's youngest player (18 years old).
- 🔥 Ranked 3rd on the team with 16 HR, tying for 3rd most in the South Atlantic League during his time with the club.
- 🔥 Knocked 2 HR at Rome on 7/10, his 1st career multi-homer game.
- 🔥 Named SAL Batter of the Week for 7/25-31 (.348, 8-for-23, 3 HR, 7 RBI).
- 🔥 Hit .352 (25-for-71) in his last 19 games, with 9 multi-hit efforts.
- 🔥 Following the season, rated as BOS' No. 2 prospect and the No. 10 prospect in the SAL by *Baseball America*... Also tabbed the No. 58 prospect in all of baseball.
- 2010: Named Red Sox Latin Program Player of the Year and a Dominican Summer League All-Star in his 1st professional season.**
- 🔥 Led the DSL Red Sox in AVG (.314), hits (75), HR (3), RBI (42), total bases (101), SLG (.423), and OPS (.819).
- 🔥 Ranked 8th in AVG among DSL hitters with at least 200 AB.
- 🔥 He and twin brother Jair each hit a grand slam for the DSL Red Sox on 8/20 at the DSL Indians.
- 🔥 Ended the year on a 13-game hit streak (.358 AVG, 19-for-53, 2 HR).

## Personal

- 🔥 Full name: Xander Jan Bogaerts.
- 🔥 Signed by Mike Lord (Red Sox).
- 🔥 Graduated from Colegio Arubano High School in Aruba in 2009.
- 🔥 Was a part of the Netherlands' gold-medal squad in the 2011 IBAF Baseball World Cup...Participated in the Senior Little League World Series in Bangor, ME in 2009.
- 🔥 Is the twin brother of former Red Sox minor league first baseman Jair Bogaerts, who was a player to be named later sent to the Cubs on 3/29/12 to complete the compensation for Theo Epstein joining the Cubs as the team's President of Baseball Operations...The brothers signed with the Red Sox on the same day.
- 🔥 Speaks English, Spanish, Dutch, and Papiamentu.

## In the Community

Xander interacted with fans at Red Sox Winter Weekend in January 2015 and 2016...Participated in several events in 2015, including the WISE Hitting Clinic, the King's Hawaiian batting practice clinic, and the Ice Bucket Challenge...Also in 2015, attended a BoSox Luncheon and spoke to children at Red Sox Kids Camp, as well as at the Bank of America Clinic...Over the past three seasons, has attended numerous events benefitting the Red Sox Foundation, such as Casino Night, Picnic in the Park, and the Welcome Home Party...Has participated in the Red Sox Destinations program and greeted fans at the gates before a home game in each of the last 2 seasons...Met a child as part of the Make-A-Wish program in 2014...Visited patients at Walter Reed Medical Center...Met and visited with Jimmy Fund patients at Fenway Park in 2013 and 2014...Visited the Jimmy Fund and Boston Children's Hospital during the 2013 Red Sox Rookie Development Program.

## Xander Bogaerts' Career Record

YEAR	CLUB	AVG	G	AB	R	H	2B	3B	HR	RBI	SH	SF	HB	BB	SO	SB	CS	E
2010	DSL Red Sox	.314	63	239	39	75	7	5	3	42	0	5	6	30	37	4	5	21
2011	Greenville	.260	72	265	38	69	14	2	16	45	0	4	2	25	71	1	3	26
2012	Salem	.302	104	384	59	116	27	3	15	64	1	2	5	43	85	4	4	17
	Portland	.326	23	92	12	30	10	0	5	17	0	1	3	1	21	1	1	4
2013	BOSTON	.250	18	44	7	11	2	0	1	5	0	1	0	5	13	1	0	0
	Portland	.311	56	219	40	68	12	6	6	35	1	2	2	35	51	5	1	9
	Pawtucket	.284	60	225	32	64	11	0	9	32	1	0	2	28	44	2	2	11
2014	BOSTON	.240	144	538	60	129	28	1	12	46	2	7	8	39	138	2	3	20
2015	BOSTON	.320	156	613	84	196	35	3	7	81	3	3	3	32	101	10	2	11
	<b>Major League Totals</b>	<b>.281</b>	<b>318</b>	<b>1195</b>	<b>151</b>	<b>336</b>	<b>65</b>	<b>4</b>	<b>20</b>	<b>132</b>	<b>5</b>	<b>11</b>	<b>11</b>	<b>76</b>	<b>252</b>	<b>13</b>	<b>5</b>	<b>31</b>
	<b>Minor League Totals</b>	<b>.296</b>	<b>378</b>	<b>1424</b>	<b>220</b>	<b>422</b>	<b>81</b>	<b>16</b>	<b>54</b>	<b>235</b>	<b>3</b>	<b>14</b>	<b>20</b>	<b>162</b>	<b>309</b>	<b>17</b>	<b>16</b>	<b>88</b>

- 2009 Signed by the Boston Red Sox as an international free agent on 8/23
- 2014 On disabled list with a concussion, 8/23-29



# Xander Bogaerts, Continued

## Additional Batting Statistics

YEAR	CLUB	OBP	SLG	OPS	TB	GDP
2013	BOSTON	.320	.364	.684	16	1
2014	BOSTON	.297	.362	.660	195	11
2015	BOSTON	.355	.421	.776	258	16
<b>Major League Totals</b>		<b>.327</b>	<b>.392</b>	<b>.720</b>	<b>469</b>	<b>28</b>

## Division Series Record

YEAR	CLUB	AVG	G	AB	R	H	2B	3B	HR	RBI	SH	SF	HB	BB	SO	SB	CS	E
2013	BOS vs. TB	---	2	0	3	0	0	0	0	0	0	0	0	2	0	0	0	0

## League Championship Series Record

YEAR	CLUB	AVG	G	AB	R	H	2B	3B	HR	RBI	SH	SF	HB	BB	SO	SB	CS	E
2013	BOS vs. DET	.500	4	6	4	3	3	0	0	0	0	0	0	3	1	0	0	0

## World Series Record

YEAR	CLUB	AVG	G	AB	R	H	2B	3B	HR	RBI	SH	SF	HB	BB	SO	SB	CS	E
2013	BOS vs. STL	.238	6	21	2	5	0	1	0	2	0	1	0	1	8	0	0	1

## World Baseball Classic Record

YEAR	CLUB	AVG	G	AB	R	H	2B	3B	HR	RBI	SH	SF	HB	BB	SO	SB	CS	E
2013	NED	.263	7	19	1	5	2	0	0	1	2	0	0	3	3	0	0	

## Career Fielding Record

YEAR	CLUB	POS	PCT.	G	GS	PO	A	E	TC	DP
2013	BOSTON	3B	1.000	9	6	9	9	0	18	1
	BOSTON	SS	1.000	8	6	6	20	0	26	1
2014	BOSTON	SS	.975	99	98	138	256	10	404	54
	BOSTON	3B	.910	44	44	37	64	10	111	2
2015	BOSTON	SS	.984	156	154	236	429	11	676	95
	<b>Career Totals</b>		<b>3B</b>	<b>.922</b>	<b>53</b>	<b>50</b>	<b>46</b>	<b>73</b>	<b>10</b>	<b>129</b>
		<b>SS</b>	<b>.981</b>	<b>263</b>	<b>258</b>	<b>380</b>	<b>705</b>	<b>21</b>	<b>1106</b>	<b>150</b>

## Career Single-Game Highs

<b>HITS</b>	4, 7 times, last 8/15/15 vs. SEA
<b>DOUBLES</b>	3, 6/21/15 at KC
<b>HOME RUNS</b>	1, 20 times, last 9/21/15 vs. TB
<b>RBI</b>	5, 9/21/15 vs. TB
<b>RUNS SCORED</b>	3, 7/3/15 vs. HOU
<b>WALKS</b>	2, 9 times, last 10/1/15 at NYY
<b>STRIKEOUTS</b>	3, 13 times, last 4/22/15 at TB
<b>STOLEN BASES</b>	2, 9/13/15 at TB
<b>HITTING STREAK</b>	12, 9/9-23/15
<b>EJECTIONS</b>	None

## Home Run Notes

<b>MULTI-HOME RUN GAMES (0)</b>
<b>LEADOFF HOME RUNS (0)</b>
<b>GRAND SLAMS (1)</b>
9/21/15 vs. TB off Brandon Gomes
<b>PINCH-HIT HOME RUNS (0)</b>
<b>EXTRA-INNING HOME RUNS (1)</b>
4/25/15 at BAL off Brad Brach (10th)
<b>GAME-ENDING HOME RUNS (0)</b>
<b>INSIDE-THE-PARK HOME RUNS (0)</b>

# 25 JACKIE BRADLEY JR.

OF



**Bats:** Left • **Throws:** Right • **Height:** 5-10 • **Weight:** 200

**Opening Day Age:** 25 • **MLB Service:** 1 year, 150 days

**Born:** 4/19/1990 in Richmond, VA

**Resides:** Naples, FL

**Acquired:** Selected in the supplemental round (40th overall) of the 2011 June Draft

**Contract Status:** Signed through 2016

## Career Highlights

- 🔥 Has played 238 career ML games, all for the Red Sox over the last 3 years...Made ML debut as Opening Day LF in 2013, less than 2 years after being selected in the supplemental round of the 2011 June Draft (40th overall).
- 🔥 Hit 10 HR last season, 6 more than his previous career total, and named 2015 Red Sox Comeback Player of the Year by the Boston chapter of the BBWAA.
- 🔥 Has 18 assists in only 232 career games in the OF, including 13 assists in just 125 games as a rookie in 2014... Has been involved in 10 double plays in his career, 3 more than any other ML outfielder since the start of 2013.
- 🔥 Entered 2013 and 2014 as the best defensive OF in the Red Sox system and as having the best outfield arm among Sox farmhands, according to *Baseball America*...Was named Red Sox 2012 Minor League Defensive Player of the Year.
- 🔥 Honored by the Boston BBWAA as the Red Sox 2012 Minor League Player of the Year after appearing in just 10 games in 2011, his 1st pro campaign...Also named to *Baseball America's* 2012 Minor League All-Star Second Team. **2015: Played in 74 games (66 starts) over 4 stints with BOS and named Red Sox Comeback Player of the Year by the Boston Baseball Writers...Led the PawSox in AVG (.305), HR (9), 2B (18), OBP (.382), and SLG (.472) and named an International League All-Star.**
- 🔥 Hit .121 (7-for-58) with 1 HR in his first 24 ML games from 5/10-8/8, but had a .294 AVG/.366 OBP/.613 SLG/.980 OPS line in his final 50 games in the majors (48-for-163, 17 2B, 4 3B, 9 HR, 39 RBI, 37 R).
- 🔥 Recorded 4 assists and was part of 2 double plays as an OF...Combined to post a .994 fielding percentage (1 E/164 TC) while splitting time in RF (32 G, 28 GS), CF (27 G, 25 GS), and LF (17 G, 13 GS).
- 🔥 Red Sox pitchers posted a 3.94 ERA (261 ER/596.1 IP) in his 66 starts compared to a 4.57 ERA (433 ER/852.0 IP) in 96 games he did not start.
- 🔥 Posted a .306/.390/.528 line vs. LHP...His .528 SLG against lefties ranked 5th in the majors and 2nd in the AL among left-handed batters (min. 75 PA)...Hit 8 of his 10 HR against RHP.
- 🔥 Hit .320 (33-for-103) at Fenway Park...Among 166 AL players with at least 100 AB at home, ranked 3rd in SLG (.621) and 4th in OPS (1.013).
- 🔥 Hit .326 (29-for-89) in day games...His .663 SLG in day games ranked 3rd in the majors (min. 75 AB), trailing only WSH's Bryce Harper (.705) and TOR's Jose Bautista (.667).
- 🔥 Hit .309 (17-for-55) with RISP...Was 4-for-4 with 2 3B, 3B, and 9 RBI with the bases loaded.
- 🔥 Recalled by Pawtucket for the 1st time on 4/28 but did not appear in that night's game vs. TOR...Optioned back to Pawtucket following the game...Made his 2nd and 3rd ML stints of the season from 5/10-22 and 6/25-7/3.
- 🔥 Went 2-for-4 on 6/25 vs. BAL, snapping an 0-for-30 skid dating back to 2014 (started 0-for-12 in 2015)... Recorded an inning-ending DP in the 9th, throwing out David Lough at home.
- 🔥 Recalled for a 4th and final time on 7/29 and started 57 of the Sox' remaining 61 games (CF-24, RF-20, LF-13).
- 🔥 Hit .446 with a .489 OBP, .952 SLG, and 1.441 OPS during a 25-game stretch from 8/9-9/7, with 24 of his 37 hits in that span going for extra bases (37-for-83, 32 RBI, 29 R, 13 2B, 4 3B, 7 HR, 7 BB)...During that time, led the majors in AVG, SLG, OPS, XBH, R, and 2B, also ranking 2nd in OBP, RBI, and triples.
- 🔥 Went 2-for-3, HR, 3B, BB, 5 RBI on 8/9 at DET...Was the 1st Red Sox No. 9 hitter with as many as 5 RBI in a game since Trot Nixon on 7/24/99 at DET (5)...Was the youngest Red Sox CF with a 5+ RBI game since Ellis Burks had 5 on 8/27/90 at CLE (both 25 years old).
- 🔥 Recorded 7 XBH (5 2B, 2 HR) during a 3-game series vs. SEA from 8/14-16, most by any Red Sox in a single series since Dwight Evans had 7 XBH from 8/12-14/88 vs. DET (4 2B, 3B, 2 HR).
- 🔥 Set a Red Sox franchise record and tied the MLB record (11th time) with 5 XBH on 8/15 vs. SEA (5-for-6, 5 R, 3 2B, 2 HR, 7 RBI)...At 25 years and 118 days old, was the youngest major leaguer ever with 5 XBH in a game...The only other player 25 or younger with 5 XBH in a game was Larry Twitchell (25 years, 178 days), who accomplished the feat exactly 126 years prior on 8/15/1889 (Source: Elias)...Was just the 3rd player in 100 years with at least 5 XBH, 5 R, and 7 RBI in a game, along with Shawn Green for the Dodgers (5/23/02 at MIL) and Joe Adcock for the Braves (7/31/54 at BRO).
- 🔥 On 8/23 vs. KC, broke a scoreless tie with an RBI double in the 2nd inning, gave the Sox a 5-4 lead with an RBI 2B in the 7th, and led off the bottom of the 9th with a single...Also threw out Omar Infante at the plate in the 9th.

## Jackie Bradley Jr., Continued

Jackie  
Bradley Jr.

- Had 11 consecutive hits go for extra bases from 8/14-23.
- Recorded a career-best 8-game hit streak from 8/30-9/7 (.577, 15-for-26, 6 2B, 3B, 2 HR, 11 RBI, 12 R, 2 BB)...Had at least 1 hit and scored at least 1 run in each of those 8 games, the longest streak by a Red Sox since Jacoby Ellsbury's 10-gamer from 5/27-6/12/13.
- On 9/7 vs. TOR, went 4-for-4, 2B, HR, 4 RBI...Recorded at least 4 hits and 4 RBI for the 2nd time in 23 days (also 8/15 vs. SEA), the shortest span by a Red Sox since Manny Ramirez in 2002.
- Hit .138 (11-for-80) with 4 2B and 2 HR in his final 25 games beginning 9/8...In the Sox' 7-6 win at TOR on 9/19, snapped an 0-for-21 slide with a game-tying RBI double in the 7th inning and hit a game-tying, 2-run HR in the 9th.
- Hit 9 HR in his final 50 games of the season after homering 5 times in his 1st 188 ML games.
- Started in LF for the International League in the 2015 Triple-A All-Star Game (0-for-3, R, BB, HBP)...Was the leading vote-getter in fan balloting.
- Batted .305/.382/.472 in 71 games with Triple-A Pawtucket (86-for-282, 38 R, 18 2B, 3B, 9 HR, 29 RBI, 30 BB)...At the time of his final promotion, ranked 6th in the IL in AVG, 3rd in OBP, 5th in SLG, and 3rd in OPS (.853)...Started 69 games (67 in CF, 2 in RF) for the PawSox.
- Recorded 2 multi-HR games in a span of 4 days with the PawSox (7/17 at Durham, 7/20 at Norfolk)...Had multiple hits in 6 consecutive games from 4/27-5/7 (13-for-26, 3 2B, HR).

### **2014: Spent the majority of the season with the Red Sox, leading the club with 125 appearances as an OF...Named a finalist for the AL Gold Glove Award at CF.**

- Committed just 1 error all year for a .997 fielding percentage (318 chances), 4th best among AL outfield qualifiers...His .997 fielding percentage in CF (307 chances) ranked 3rd among qualifiers at that position.
- Had 13 OF assists, tied for 3rd in MLB and most by a Red Sox since Jason Bay in 2009 (15)...All 13 came as a CF, the 2nd-most assists by a Red Sox rookie CF in the past 100 years (Ellis Burks, 15 in 1987).
- Was involved in 8 double plays, 5 more than any other OF in MLB...It marked the most double plays in MLB by a rookie OF since WSH's Del Unser had 10 in 1968, and T-2nd most by a Red Sox rookie OF in club history (Duffy Lewis, 9 in 1910).
- Was the 1st ML OF to have as many as 8 double plays since WSH's Alfonso Soriano in 2006 (9), and 1st Red Sox since Dwight Evans in 1975 (8).
- Ranked among AL rookie leaders in runs (T-8th, 45), hits (10th, 76), 2B (6th, 19), SB (5th, 8), and BB (7th, 31).
- His 22 XBH were split between left-handed pitchers (134 AB, 9 2B, 3B, HR) and righties (250 AB, 10 2B, 3B).
- Was optioned to Triple-A Pawtucket on 3/28, but was recalled on 3/31 prior to the season opener at BAL when Shane Victorino went on the DL.
- Had 9 XBH (8 2B, 3B) in March/April, most by a Sox rookie before May since Shea Hillenbrand had 12 in 2001.
- Drove in the go-ahead and game-winning runs with a 2-run double in the top of the 14th inning on 4/16 at CWS...Marked his 1st career go-ahead RBI in the 6th inning or later.
- Hit his only HR of the season on 5/31 vs. TB off Cesar Ramos, his 1st off a lefty pitcher.
- Hit in 12 of 14 games from 6/29-7/21 (.375, 18-for-48, 4 2B, 4 RBI, 5 BB, 11 R).
- Broke up Jose Quintana's no-hit bid with an RBI single in the 6th inning on 7/10 vs. CWS.
- Optioned to Pawtucket on 8/18 and played 16 games for the PawSox, including 2 in the playoffs (.211, 16-for-76, 2B, HR, 5 RBI, 3 BB, 7 R).
- Recalled by the Red Sox on 9/5 and appeared in 15 games (9 starts) over the remainder of the season.

### **2013: Split the season between Boston and Triple-A Pawtucket after never before playing above Double-A.**

- Reached in 19 of his 32 ML games with a PA over 4 stints with the Red Sox, including 9 of 13 contests with a PA in his final stint with the club beginning 9/7.
- Appeared in 37 games overall (26 starts) with BOS, including 14 in LF (10 GS), 19 in CF (16 GS), 2 in RF, and 2 as a PH...Each of last 16 ML starts beginning 5/31 came in CF, including 10 of the club's 19 games after final recall on 9/7.
- Broke spring training with the big league club, just the 2nd Red Sox farmhand since 1981 to make the Opening Day roster without Triple-A experience (also Shea Hillenbrand in 2001)...Other notable Red Sox to do it over the last 50 years include Bruce Hurst (1980), Bob Stanley (1977), and Billy Conigliaro (1964).
- Made ML debut with a start in LF on Opening Day, 4/1 at NYY...At 22 years old, was the youngest Red Sox OF to start on Opening Day since a 21-year-old Dwight Evans in 1973 (RF) and the club's youngest Opening Day LF since Carl Yastrzemski's 2nd season in 1962 (22 years old)...Was the 1st Red Sox to make his ML debut with an Opening Day start since Shea Hillenbrand in 2001.
- Went 0-for-2 with 3 BB, an RBI, and 2 runs scored in his debut...Since RBI became an official stat in 1920, was the 1st player with at least 3 BB, a run, and an RBI in his ML debut...Was the 1st ML player with 3 BB in his debut since MIN's Danny Ardoin on 8/2/00, the 1st Red Sox to do it since Joe Lahoud on 4/10/68.
- Optioned to Triple-A Pawtucket on 4/18 when David Ortiz came off the DL.
- Played in BOS' first 7 games after 5/29 recall and was optioned back to the PawSox on 6/8...Appeared in 4 games (1 start) during 3rd ML stint from 7/9-13.

## Jackie Bradley Jr., Continued

- 🐞 Snapped an 0-for-21 drought with a 9th-inning single on 5/30 at PHI.
- 🐞 Hit 1st ML homer off Justin Grimm on 6/4 vs. TEX.
- 🐞 Hit a game-winning, 3-run HR in the 2nd inning on 9/22 vs. TOR.
- 🐞 Played 80 games for Pawtucket, his 1st Triple-A experience...Named the No. 8 prospect in the International League by *Baseball America*...Among IL hitters with at least 300 AB, ranked 6th with an .842 OPS.
- 🐞 Paced Pawtucket with 26 2B, 3 3B, and 39 XBH...Also topped the club with a .374 OBP (min. 200 AB).
- 🐞 Did not commit an error in 68 Triple-A games in the outfield (58 in CF, 7 in RF, 4 in LF).
- 🐞 Named the best defensive OF in the IL in *Baseball America's* 2013 Best Tools Survey...Was Red Sox Minor League Defensive Player of the Month for June.
- 🐞 On the PawSox' 7-day DL from 5/4-17 (biceps tendonitis) and again from 7/31-8/8 (right elbow inflammation).
- 🐞 Had a 15-game hit streak with the PawSox from 4/30-6/14 (.439, 25-for-57, 9 2B, 3B, 2 HR, 8 RBI)...Had a double in the last 6 games of that streak.
- 🐞 Went 5-for-13 (.385), RBI, BB, 2 R in 3 IL playoff games.
- 🐞 Following the season, ranked by *Baseball America* as BOS' No. 1 outfield prospect (No. 3 overall), as well as the system's best defensive outfielder and as having the system's best outfield arm, both for a 2nd straight year.
- 2012: Selected as Red Sox Minor League Player of the Year by the Boston Baseball Writers after his 1st full minor league campaign...Also named to *Baseball America's* 2012 Minor League All-Star Second Team.**
- 🐞 Combined to bat .315 (146-for-463) with 42 2B, 4 3B, 9 HR, and 63 RBI in 128 games between High-A Salem and Double-A Portland...T-7th among all minor leaguers in doubles and T-8th with 87 BB.
- 🐞 Led BOS farmhands with 90 R and 87 BB...Also topped the system with a .430 OBP and ranked 2nd among Sox minor league qualifiers in AVG (min. 250 AB).
- 🐞 Was the Red Sox' Minor League Defensive Player of the Year...Posted a .973 fielding percentage (7 E/260 TC) between CF (114 games) and RF (1 game).
- 🐞 Began the year with Salem and earned Carolina League mid- and postseason All-Star honors.
- 🐞 Selected as the organization's Minor League Defensive Player of the Month for April.
- 🐞 Named Topps Player of the Month in the CL for May after batting .382 (34-for-89) with a CL-high 21 BB.
- 🐞 Also hit .359 in April (28-for-78) and .336 in June (36-for-107).
- 🐞 Played the entire Carolina/California League All-Star Game on 6/19, batting leadoff and playing CF.
- 🐞 Led all full-season minor leaguers with a .480 OBP prior to promotion to Double-A on 6/21 following the All-Star break...Also topped the Carolina League with a .359 AVG, 53 R (tied), 26 2B, and 52 BB in the 1st half and led the Sox with 16 SB.
- 🐞 Hit safely in 16 of his first 18 Double-A games through 7/7 (.384, 28-for-73).
- 🐞 Following the season, ranked by *Baseball America* as BOS' No. 1 outfield prospect, No. 2 prospect overall, the best defensive outfielder, and as having the best outfield arm and best strike zone discipline in the system.
- 🐞 Selected by BA as the No. 1 outfield prospect in both the Carolina League (No. 4 overall) and the Eastern League (No. 5 overall).
- 🐞 Rated in *Baseball America's* Best Tools Survey as the Carolina League's most exciting player, best defensive outfielder, best batting prospect, and best base runner, as well as having the CL's best outfield arm and best strike zone judgment.
- 2011: Appeared in 10 games between Short-A Lowell and Single-A Greenville in 1st pro season.**
- 🐞 Hit 1st career HR in his final game of the season on 9/4 at Hickory.
- 🐞 Following the season, ranked by *Baseball America* as BOS' No. 3 outfield prospect and No. 10 prospect overall, as well as the best defensive outfielder in the system.

### Personal

- 🐞 Full name: Jackie Bradley Jr.
- 🐞 Signed by Quincy Boyd (Red Sox).
- 🐞 Married to Erin.
- 🐞 Led University of South Carolina to the 2010 National Championship with a .368 AVG and was named both the Most Outstanding Player and to the All-Tournament Team at the College World Series.
- 🐞 Named a Freshman All-American by *Baseball America*, Collegiate Baseball, the NCBWA, and Rivals.com...Also named to 2009 SEC All-Freshman Team.
- 🐞 Played for USA Baseball's Collegiate National Team in 2010.
- 🐞 Hit .275 (42-for-153) with 4 triples in 43 games for the Hyannis Mets of the Cape Cod League in 2009.
- 🐞 Graduated from Prince George (VA) High School...Named to the 2008 Virginia AAA All-State Team.
- 🐞 Is a distant relative of NBA legend Michael Jordan...Jordan's grandfather and Jackie's great-great-grandmother were siblings.

## Jackie Bradley Jr., Continued

### In the Community

Jackie has attended multiple Red Sox Foundation events over the past 3 seasons, including Casino Night, Picnic in the Park, and the Welcome Home Party...Interacted with fans at Red Sox Winter Weekend in January 2016...Engaged in the Red Sox Destinations program and BoSox Family Day in each of the last 2 years...Took part in the Ice Bucket Challenge in 2015...Has spoken to children at Red Sox Kids Camps, participated in the Kid Nation press conference, and met with Jimmy Fund patients during their trip to Fort Myers and Fenway Park...Participated in the Fort Myers "Day of Service" in 2015, visiting the Food Bank during spring training...Greeted fans at the gates before a home game in 2014 and 2015, also participating in a player/fan photo session and interacting with kids running the bases after a home game...Took part in a Health and Wellness Workshop at Fenway Park...Interacted with fans at the 2014 JetBlue Park open house, and participated in "Days of Service" in Fort Myers...Visited with patients at Walter Reed Medical Center...Attended the Jackie Robinson RBI clinic in New York...Participated in the Children's Hospital of Southwest Florida Golf Classic...Also attended the Diamond Dinner at JetBlue Park in 2013, which benefitted the hospital...Spent time with Jimmy Fund and Boston Children's Hospital patients during the 2013 Red Sox Rookie Development Program...Spoke to BoSox Club members at their picnic in spring training.

### Jackie Bradley Jr.'s Career Record

YEAR	CLUB	AVG	G	AB	R	H	2B	3B	HR	RBI	SH	SF	HB	BB	SO	SB	CS	E
2011	Lowell	.190	6	21	5	4	0	0	0	0	0	0	0	4	5	0	2	0
	Greenville	.333	4	15	2	5	1	0	1	3	0	0	0	0	3	0	0	0
2012	Salem	.359	67	234	53	84	26	2	3	34	0	8	10	52	40	16	6	4
	Portland	.271	61	229	37	62	16	2	6	29	0	3	4	35	49	8	3	3
2013	BOSTON	.189	37	95	18	18	5	0	3	10	0	0	2	10	31	2	0	1
	Pawtucket	.275	80	320	57	88	26	3	10	35	2	1	10	41	75	7	7	0
2014	BOSTON	.198	127	384	45	76	19	2	1	30	1	2	5	31	121	8	0	1
	Pawtucket	.212	14	66	6	14	1	0	1	5	0	0	0	3	18	0	1	0
2015	Pawtucket	.305	71	282	38	86	18	1	9	29	1	0	5	30	44	4	4	3
	BOSTON	.249	74	221	43	55	17	4	10	43	1	3	3	27	69	3	0	1
<b>Major League Totals</b>		<b>.213</b>	<b>238</b>	<b>700</b>	<b>106</b>	<b>149</b>	<b>41</b>	<b>6</b>	<b>14</b>	<b>83</b>	<b>2</b>	<b>5</b>	<b>10</b>	<b>68</b>	<b>221</b>	<b>13</b>	<b>0</b>	<b>3</b>
<b>Minor League Totals</b>		<b>.294</b>	<b>303</b>	<b>1167</b>	<b>198</b>	<b>343</b>	<b>88</b>	<b>8</b>	<b>30</b>	<b>135</b>	<b>3</b>	<b>12</b>	<b>29</b>	<b>165</b>	<b>234</b>	<b>35</b>	<b>23</b>	<b>10</b>

2011 Signed by the Boston Red Sox as a supplemental-round selection (40th overall) in the June Draft

### Additional Batting Statistics

YEAR	CLUB	OBP	SLG	OPS	TB	GDP
2013	BOSTON	.280	.337	.617	32	1
2014	BOSTON	.265	.266	.531	102	10
2015	BOSTON	.335	.498	.832	110	5
<b>Major League Totals</b>		<b>.290</b>	<b>.349</b>	<b>.638</b>	<b>244</b>	<b>16</b>

### Career Fielding Record

YEAR	CLUB	POS	PCT.	G	GS	PO	A	E	TC	DP
2013	BOSTON	OF	.983	34	26	57	1	1	59	0
2014	BOSTON	OF	.997	125	111	304	13	1	318	8
2015	BOSTON	OF	.994	73	66	159	4	1	164	2
<b>Career Totals</b>		<b>OF</b>	<b>.994</b>	<b>232</b>	<b>203</b>	<b>520</b>	<b>18</b>	<b>3</b>	<b>541</b>	<b>10</b>

### Career Single-Game Highs

<b>HITS</b>	5, 8/15/15 vs. SEA
<b>DOUBLES</b>	3, 8/15/15 vs. SEA
<b>HOME RUNS</b>	2, 8/15/15 vs. SEA
<b>RBI</b>	7, 8/15/15 vs. SEA
<b>RUNS SCORED</b>	5, 8/15/15 vs. SEA
<b>WALKS</b>	3, 2 times, last 4/9/14 vs. TEX
<b>STRIKEOUTS</b>	4, 8/10/14 at LAA
<b>STOLEN BASES</b>	1, 13 times, last 8/30/15 at NYM
<b>HITTING STREAK</b>	8, 8/30-9/7/15
<b>EJECTIONS</b>	None

### Home Run Notes

<b>MULTI-HOME RUN GAMES (1)</b>
<b>2-HOME RUN GAMES (1)</b>
8/15/15 vs. SEA
<b>LEADOFF HOME RUNS (0)</b>
<b>GRAND SLAMS (0)</b>
<b>PINCH-HIT HOME RUNS (0)</b>
<b>EXTRA-INNING HOME RUNS (0)</b>
<b>GAME-ENDING HOME RUNS (0)</b>
<b>INSIDE-THE-PARK HOME RUNS (0)</b>

Jackie  
Bradley Jr.

# 64 BRYCE BRENTZ

OF



**Bats:** Right • **Throws:** Right • **Height:** 6-0 • **Weight:** 210  
**Opening Day Age:** 27 • **MLB Service:** 12 days  
**Born:** 12/30/1988 in Crossville, TN  
**Resides:** Murfreesboro, TN  
**Acquired:** Selected in the supplemental round (36th overall) of the 2010 June Draft  
**Contract Status:** Signed through 2016

## Career Highlights

- Has 12 games of ML experience as a September call-up for the Red Sox in 2014.
- Added to the Red Sox' 40-man roster on 11/20/13.
- Has played both RF (346 games) and LF (68 games) in his minor league career.
- Is averaging a HR every 20.3 AB and 5.4 games over his last 5 minor league seasons (since 2011)...Knocked a career-high 30 HR between Single-A Greenville and High-A Salem in 2011.
- Owns a lifetime .464 SLG and .791 OPS in 6 minor league seasons.
- Spent parts of the last 4 seasons with Triple-A Pawtucket...Has missed significant time due to injury in each of the last 3 years, averaging 76 games per season (228 games total).
- Named Double-A Portland's MVP in 2012.
- Led Red Sox farmhands with a .306 AVG and .574 SLG in 2011, earning Red Sox Minor League Offensive Co-Player of the Year honors.

**2015: Was limited to 59 games with Triple-A Pawtucket due to a fractured left thumb...Was leading the PawSox in HR (8) at the time of his season-ending injury.**

- Split time defensively between LF (18 games, all starts) and RF (26 games, 25 starts)...Also served as a DH 15 times.
- Hit safely in 14 of 19 games in April, batting .297/.361/.514 (22-for-74, 9 RBI, 8 BB)...Led the team with 10 XBH in the month (7 2B, 3 HR).
- His 1st HR of the season came on 4/10 at Lehigh Valley off PHI's Chad Billingsley (on rehab).
- Hit a walk-off HR in Pawtucket's home-opening 8-7 win on 4/16 vs. Rochester.
- Went deep in back-to-back games, 4/27-28 vs. Syracuse.
- Suffered a left thumb fracture during a head-first slide at 2B on 6/17 at Charlotte and missed the remainder of the season...Was placed on the DL on 6/19 (retro to 6/18).
- His 8 HR at the time of the injury were leading the PawSox.
- After the season, played in 8 games for Caguas in the Puerto Rican Winter League.

**2014: Made ML debut, playing 9 games for the Red Sox in September...Spent the majority of the season with Triple-A Pawtucket (63 regular season games), splitting time between LF (28 G) and RF (23 G).**

- Hit safely in 6 of 8 games with a PA for BOS, going 8-for-26 (.308)...Played LF (6 G, 5 GS) and RF (2 G, 1 GS).
- Recalled on 9/17 for 1st career ML stint...Debuted that night at PIT with a pinch-hit double in the 5th inning...Was the 1st Red Sox with an XBH in his 1st career PA since Daniel Nava's grand slam on 6/12/10 vs. PHI.
- Had multiple hits in back-to-back games from 9/24-25 (.444, 4-for-9, 2B, RBI).
- Ranked 2nd on Pawtucket with 12 HR and was 3rd with 53 RBI, despite missing over 2 months on the DL.
- In 26 games to begin the season with the PawSox (from 4/3-29), ranked among International League leaders in RBI (T-3rd, 22), HR (T-8th, 4), and XBH (T-10th, 10).
- Placed on the DL on 5/20 (retro to 5/16) with a right hamstring strain...Played 9 games on rehab between the GCL Red Sox and Short-A Lowell, combining to go 2-for-26.
- Beginning on 8/2 activation, hit .263 (35-for-133) with 6 HR and 27 RBI in 31 games between regular and postseason play to finish the Triple-A season.
- Ended the regular season with an IL-high 24 RBI in 20 games from 8/8-31...Hit 5 HR over that stretch, T-5th most in the league.
- Ranked among IL postseason leaders in hits (T-4th, 9) and 2B (T-1st, 3) over 7 games...Hit .263 (10-for-38) overall in 8 postseason games, including the Triple-A Championship Game, while helping Pawtucket to the Governors' Cup title.

## Bryce Brentz, Continued

### 2013: Led Triple-A Pawtucket with 17 HR in 82 games...Had the 8th-best AB/HR ratio among International Leaguers with at least 300 AB (19.2).

- ✦ His 19 total HR, including a rehab stint, tied for the lead among Red Sox farmhands.
- ✦ Ranked 2nd on the PawSox in SLG (.475) and total bases (155).
- ✦ Opened the season with an 8-game hitting streak from 4/4-13 (.364, 12-for-33, 5 2B, HR, 7 RBI).
- ✦ Went deep in 3 straight games from 4/28-30 vs. Columbus.
- ✦ Connected for a walk-off, 3-run HR on 5/17 vs. Gwinnett.
- ✦ Had a season-high 10-game hit streak from 5/21-31 (.318, 14-for-44, 2B, 3 HR, 9 RBI, 3 BB).
- ✦ Placed on 7-day DL on 7/6 with a right knee injury...Activated on 8/25 after a 6-game rehab stint with the Rookie-level GCL Red Sox (.235, 4-for-17, 2 2B, 2 HR, 8 RBI).
- ✦ Hit 6 of his 17 HR for Pawtucket over 20 games from 6/9-7/5, immediately preceding a trip to the DL...Went deep in 8/25 return vs. Scranton/Wilkes-Barre.
- ✦ Played in 8 playoff games for the PawSox...Homered and doubled in Game 1 of the semifinals at Rochester.
- ✦ Following the season, played in 19 games for Escogido in the Dominican Winter League.

### 2012: Named Double-A Portland's MVP after leading the club in games (122), AB (456), hits (135), 2B (30), RBI (76), and total bases (218).

- ✦ Placed 5th among Eastern League qualifiers with a .478 SLG.
- ✦ Ranked among all Red Sox minor league leaders in AVG (8th, .290) and RBI (4th).
- ✦ Hit .390 (60-for-154) with 14 2B and 7 HR in 38 games as a DH.
- ✦ Twice collected career-high 5 hits: 5/13 at Trenton and 5/31 at Harrisburg.
- ✦ Named EL Batter of the Week for 5/28-6/3 (.435, 10-for-23, 5 XBH, 6 R) and 8/20-26 (.536, 15-for-28, 10 RBI).
- ✦ Chosen as Red Sox Minor League Offensive Player of the Month for August/September (.393, 35-for-89, 8 2B, 4 HR, 24 RBI, 14 R).
- ✦ Promoted to Triple-A Pawtucket on 8/30 and played in 5 regular season games.
- ✦ Appeared in 7 playoff games with the PawSox and hit .333 (8-for-24) with 6 XBH.
- ✦ Following the season, ranked by *Baseball America* as Boston's No. 2 outfield prospect, No. 8 prospect overall, and as having the best outfield arm in the EL after recording 10 assists.
- ✦ Hit .297 (19-for-64) with 2 HR and 11 RBI in 17 games for Surprise of the Arizona Fall League and was named to the league's Top Prospects Team as a DH.

### 2011: Named Red Sox Offensive Co-Player of the Year after hitting .306 (140-for-458) with 25 2B, 4 3B, 30 HR, 94 RBI, and 91 R in 115 games between Single-A Greenville and High-A Salem...Earned Carolina League postseason All-Star honors.

- ✦ Led qualifying Sox minor leaguers in AVG and SLG (.574) and also paced the system in RBI, runs, and total bases (263)...Ranked 2nd in homers.
- ✦ Set a Greenville franchise record with a 35-game on-base streak to begin the season (57 H, 14 BB, 2 HBP), including a South Atlantic League-leading 26-game hit streak to end that stretch from 4/17-5/15.
- ✦ Named Player of the Week in the SAL for 5/9-15 after batting .552 (16-for-29) with 13 RBI.
- ✦ Transferred to Salem on 5/21 and ranked 5th among Carolina League leaders with 19 HR despite spending time on the DL from 5/24-6/12 with a left wrist sprain.
- ✦ Named Player of the Week in the CL for 6/27-7/3 after leading the league with 4 HR and 22 total bases.
- ✦ Picked as Topps CL Player of the Month for August after hitting .321 (34-for-106) with 7 HR and 23 RBI.
- ✦ Named Red Sox Minor League Offensive Player of the Month for April and August/September.
- ✦ Following the season, ranked by *Baseball America* as Boston's No. 1 outfield prospect, No. 5 prospect overall, and the best power hitter in the Sox system...Also named best power prospect and No. 8 prospect overall in the CL by the same publication.

### 2010: Made pro debut at Short-A Lowell and led the Spinners in games (69), at-bats (262), 3B (4), and RBI (39) while placing 2nd in HR (tied, 5) and total bases (89).

- ✦ Named the No. 13 prospect in the New York-Penn League by *Baseball America*.

## Personal

- ✦ Full name: Bryce Everett Brentz.
- ✦ Signed by Danny Watkins (Red Sox).
- ✦ Married to Anne Marie.
- ✦ Hit .348 with 15 HR, 49 RBI, a .440 OBP, and a .636 SLG in 46 games as a junior for Middle Tennessee State University in 2010...In 2009, led the NCAA in AVG (.465), HR (28), and SLG (.930) as Sun Belt Player of the Year.
- ✦ Hit .366 (26-for-71) in 23 games during the 2009 Team USA season.
- ✦ Selected by CLE in the 30th round of the 2007 June draft, but did not sign.
- ✦ Graduated from South-Doyle (TN) High School in 2007.

## Bryce Brentz, Continued

### In the Community

In each of the last 2 years, Bryce has attended the Red Sox Foundation's Casino Night and participated in the Children's Hospital of Southwest Florida Golf Classic...In January 2015, interacted with fans at Red Sox Winter Weekend...Was involved in local community outreach through his participation in the 2013 Red Sox Rookie Development Program, including visiting the Jimmy Fund and Boston Children's Hospital.

### Bryce Brentz's Career Record

YEAR	CLUB	AVG	G	AB	R	H	2B	3B	HR	RBI	SH	SF	HB	BB	SO	SB	CS	E
2010	Lowell	.198	69	262	28	52	14	4	5	39	0	2	1	21	76	5	4	4
2011	Greenville	.359	40	170	43	61	10	3	11	36	0	0	2	14	35	2	2	8
	Salem	.274	75	288	48	79	15	1	19	58	0	4	3	26	80	1	1	9
2012	Portland	.296	122	456	62	135	30	1	17	76	0	4	4	40	130	7	5	5
	Pawtucket	.118	5	17	0	2	0	0	0	0	0	4	0	1	6	0	0	0
2013	Pawtucket	.264	82	326	36	86	16	1	17	56	0	0	3	20	86	1	0	8
	GCL Red Sox	.235	6	17	3	4	2	0	2	8	0	0	1	1	4	0	0	0
2014	Pawtucket	.243	63	230	42	56	11	2	12	53	0	2	3	32	58	0	1	1
	GCL Red Sox	.056	7	18	1	1	1	0	0	0	0	0	0	3	5	0	0	0
	Lowell	.125	2	8	2	1	0	0	0	1	0	1	0	1	2	0	0	0
	BOSTON	.308	9	26	5	8	2	0	0	2	0	0	0	0	9	0	0	1
2015	Pawtucket	.232	59	220	28	51	9	0	8	26	0	4	2	24	74	0	0	2
<b>Major League Totals</b>		<b>.308</b>	<b>9</b>	<b>26</b>	<b>5</b>	<b>8</b>	<b>2</b>	<b>0</b>	<b>2</b>	<b>0</b>	<b>0</b>	<b>0</b>	<b>0</b>	<b>9</b>	<b>0</b>	<b>0</b>	<b>0</b>	<b>1</b>
<b>Minor League Totals</b>		<b>.262</b>	<b>530</b>	<b>2012</b>	<b>293</b>	<b>528</b>	<b>108</b>	<b>12</b>	<b>91</b>	<b>353</b>	<b>0</b>	<b>17</b>	<b>19</b>	<b>183</b>	<b>556</b>	<b>16</b>	<b>13</b>	<b>37</b>

2007 Selected by the Cleveland Indians in the 30th round of the June Draft (did not sign)

2010 Signed by the Boston Red Sox as a supplemental-round selection (36th overall) in the June Draft

### Additional Batting Statistics

YEAR	CLUB	OBP	SLG	OPS	TB	GDP
2014	BOSTON	.308	.385	.692	10	0

### Career Fielding Record

YEAR	CLUB	POS	PCT.	G	GS	PO	A	E	TC	DP
2014	BOSTON	OF	1.000	8	6	14	0	0	14	0

### Career Single-Game Highs

HITS	2, 2 times, last 9/25/14 vs. TB
DOUBLES	1, 2 times, last 9/24/14 vs. TB
HOME RUNS	None
RBI	1, 2 times, last 9/26/14 vs. NYY
RUNS SCORED	2, 2 times, last 9/25/14 vs. TB
WALKS	None
STRIKEOUTS	4, 9/28/14 vs. NYY
STOLEN BASES	None
HITTING STREAK	5, 9/21-27/14
EJECTIONS	None

### Home Run Notes

MULTI-HOME RUN GAMES (0)
LEADOFF HOME RUNS (0)
GRAND SLAMS (0)
PINCH-HIT HOME RUNS (0)
EXTRA-INNING HOME RUNS (0)
GAME-ENDING HOME RUNS (0)
INSIDE-THE-PARK HOME RUNS (0)



# 11 CLAY BUCHHOLZ

RHP



**Bats:** Right • **Throws:** Right • **Height:** 6-3 • **Weight:** 190  
**Opening Day Age:** 31 • **MLB Service:** 7 years, 59 days  
**Born:** 8/14/1984 in Nederland, TX  
**Resides:** Austin, TX  
**Acquired:** Selected in the supplemental round (42nd overall) of the 2005 June Draft  
**Contract Status:** Signed through 2016 (Club option for 2017)

## Career Highlights

✦ Enters his 10th big league season, all with the Red Sox...Is the longest-tenured member of the club's pitching staff...Originally selected by BOS in the supplemental round of the 2005 June Draft (42nd overall) as compensation for losing free agent Pedro Martinez.

✦ Is a 2-time AL All-Star...Earned his 1st selection in 2010, his 1st full ML season, recording a career-high 17 wins with a 2.33 ERA, 2nd best in the AL...Went 12-1 with a 1.77 ERA in 16 starts in 2013, his 2nd All-Star campaign.

✦ His .589 winning percentage (73-51) ranks 10th among AL pitchers since the start of 2007 (min. 95 decisions).

✦ In 6 seasons since 2010, ranks 12th in the AL with a 3.61 ERA (min. 700 IP)...Also places 10th among that group in opponent AVG (.248), 6th in opponent SLG (.371), 8th in opponent OPS (.684), and 6th in fewest HR/9.0 IP (0.76)...Is T-13th in the AL with 61 wins in that 6-year stretch.

✦ His .696 winning percentage (39-17) on the road since the start of 2009 ranks 2nd in the majors (min. 35 decisions), trailing only David Price (.711, 59-24)...In that same span, ranks 4th in the AL in road ERA at 3.33 (174 ER/470.0 IP, min. 375.0 IP).

✦ Has allowed 0.62 HR/9.0 IP since 2013 (27 HR/392.0 IP), lowest in the AL since 2013 (min. 275.0 IP).

✦ Named Red Sox Pitcher of the Year by the Boston BBWAA in 2010 (shared with Jon Lester) and 2012.

✦ Held opponents to 5 ER or less in all 42 starts during his 2010 and 2011 campaigns, the longest streak by a Red Sox starter since Roger Clemens did it in 53 games from 5/7/85-5/27/87.

✦ Threw a no-hitter in his 2nd ML appearance on 9/1/07 vs. BAL, the 17th official no-hitter in franchise history.

✦ Named Red Sox Minor League Pitcher of the Year in 2006 and 2007...Earned 2007 Co-Minor League Player of the Year honors from the Boston BBWAA, sharing the award with Jacoby Ellsbury.

✦ Is a member of 2 World Championship Red Sox teams (2007 and 2013)...Has no record and a 4.21 ERA (12 ER/25.2 IP) in 5 career postseason appearances, all starts, between 2009 and 2013...Made ML debut in 2007 but did not participate in that squad's run to the World Series.

**2015: Opening Day starter was limited to 18 starts due to a right elbow strain...Led team and ranked among AL leaders (min. 100.0 IP) with a 3.26 ERA (9th), 1.8 BB/9.0 IP (8th), 8.5 SO/9.0 IP (15th), and 4.7 SO/BB (9th).**

✦ Was placed on the 15-day DL with a right elbow strain on 7/11 and missed the remainder of the season...Was transferred to the 60-day DL on 7/28.

✦ At the time of his injury, ranked 10th in the AL with 107 SO and 4th with 0.5 HR/9.0 IP (min. 50.0 IP).

✦ Made 1st career Opening Day start on 4/6 at PHI (W, 7.0 IP, 0 R, 9 SO)...Became the 1st BOS pitcher to win his 1st career Opening Day start since Pedro Martinez on 4/1/98 at OAK...Joined Martinez as the only Red Sox pitchers since 1944 to throw at least 7.0 scoreless IP in their 1st career Opening Day start.

✦ Held the opposition scoreless for a season-long 15.1 frames from 5/26-6/7.

✦ Posted a 2.02 ERA (17 ER/75.2 IP) in his final 11 starts from 5/15-7/10, lowering his season ERA from 5.73 to 3.26...During that span, ranked among AL qualifiers in ERA (5th, 2.02), IP (5th, 75.2), SO/BB (2nd, 6.4), BB/9.0 IP (2nd, 1.2), and HR/9.0 IP (4th, 0.4).

✦ Had a 1.99 ERA (11 ER/49.2 IP) in a 5-game win streak over 7 starts from 6/2-7/4, which ended with an injury-shortened loss on 7/10 vs. NYY.

✦ Won 4 straight starts from 6/18-7/4, posting a 0.87 ERA (3 ER/31.0 IP)...Became the 1st Red Sox pitcher with 4 straight wins of 7.0+ IP and 1 or no ER since Pedro Martinez and Tim Wakefield did it in 2002.

✦ Threw his 9th career complete game and the team's 1st of the season on 7/4 vs. HOU (6 H, 1 ER, 8 SO).

✦ Posted a 2.89 ERA (17 ER/53.0 IP) in 8 starts on the road, including 1.69 (8 ER/42.2 IP) in his final 6 road outings.

✦ Allowed just 6 HR in 113.1 IP...Went a career-long 8 starts (57.0 IP) without allowing a homer from 5/26-7/4 before surrendering a roundtripper to Alex Rodriguez in his final game.

✦ Did not allow an ER in 2 Interleague starts (4/6 at PHI and 6/18 at ATL)...Posted a .173 opponent AVG and a 0.79 WHIP over 14.0 innings in those outings.

✦ Paired with catcher Sandy Leon for 14 of his 18 starts, posting a 2.48 ERA (26 ER/94.1 IP) in those outings.

✦ Had 2016 contract option exercised on 11/3.

Clay  
Buchholz

## Clay Buchholz, Continued

### 2014: Led the Red Sox with 28 starts and 170.1 innings despite missing nearly a month on the DL.

- 👉 Went 8-11 with a 5.34 ERA (101 ER/170.1 IP), his highest ERA since 2008 (6.75)...11 losses were a career high.
- 👉 Struck out a career-high 132 batters and issued only 54 walks (2.9 BB/9.0 IP).
- 👉 Had team bests in ERA (4.14) and opponent AVG (.246) in 14 starts on the road, compared to a 6.64 ERA and .302 opponent AVG in 14 home starts.
- 👉 Threw the 5th and 6th shutouts of his career on 7/13 at HOU and 8/31 at TB...Was the 1st Red Sox starter to throw multiple shutouts in a season since Josh Beckett in 2009 (also 2)...In the AL, only Rick Porcello had more shutouts (3).
- 👉 Started 10 games from the beginning of the season until being placed on the DL on 5/28 (retro to 5/27) with a hyperextended left knee.
- 👉 Activated from the DL on 6/25...From that date through the end of the season, held opponents to a .240 AVG/.300 OBP/.373 SLG.
- 👉 Allowed only 1 BB in 35.2 IP in his first 5 starts after the DL stint from 6/25-7/18, posting a 3.28 ERA in that time.
- 👉 Blanked the Astros over 9.0 innings of 3-hit ball on 7/13, fanning a career-high 12 batters with 0 BB...Was the 1st BOS pitcher with at least 12 SO and 0 BB in a shutout since Hideo Nomo on 5/25/01 vs. TOR (14 SO, 0 BB).
- 👉 Started and earned the win in BOS' last game before the All-Star break (7/13 at HOU) and the club's 1st game after the break (7/18 vs. KC)...Became the 1st Red Sox pitcher to start and win consecutive team games since Don Schwall in 1961 around that year's 1st All-Star break (7/9-G2 and 7/13).
- 👉 On 8/31 at TB, delivered a 3-hit, 0-BB complete-game shutout on the 98 pitches...Faced only 2 batters over the minimum thanks to a DP.
- 👉 Underwent successful meniscus surgery on his right knee on 9/30.

### 2013: Went 12-1 with a 1.74 ERA (21 ER/108.1 IP) and named to his 2nd All-Star team...Made only 16 regular season starts due to a neck strain.

- 👉 His .917 winning percentage led all major leaguers with at least 10 decisions...BOS was 14-2 (.875) in his 16 outings.
- 👉 Held opponents to 2 runs or less in 14 of his 16 starts...In the other 2 starts he allowed 4 runs (5/6 vs. MIN in 6.0 IP) and 3 runs (9/27 at BAL in 7.0 IP).
- 👉 Among ML pitchers with at least 100.0 IP, led in ERA, opponent SLG (.277), and opponent OPS (.546)...Ranked 3rd in opponent AVG (.199), opponent OBP (.270), and WHIP (1.02).
- 👉 His ERA (1.744) was the 2nd lowest for a Red Sox pitcher with at least 100.0 IP in the live ball era (since 1920), trailing only Pedro Martinez's 1.742 ERA (42 ER/217.0 IP) in 2000, the last AL pitcher with a mark that low (min. 100.0 IP).
- 👉 Allowed 4 HR in 108.1 IP (0.33 HR/9.0 IP), the lowest rate by an American Leaguer with at least 100.0 IP since TOR's Roy Halladay in 2001 (0.26)...Gave up just 1 HR in 184 right-handed batters faced (BAL's Adam Jones on 9/27).
- 👉 Finished the season with a 1.99 ERA (13 ER/57.1 IP) in 9 starts at Fenway, the best home ERA in the AL (min. 50.0 IP).
- 👉 Allowed 7 ER in 45.0 IP (1.40 ERA) on the road, the 2nd-lowest ERA among MLB hurlers (min. 45.0 IP).
- 👉 Named AL Pitcher of the Month for April, his 2nd career monthly award (Aug. 2010)...Led the AL with a 1.19 ERA (5 ER/37.2 IP) and was T-1st with 5 wins in 5 starts during the month.
- 👉 Had an 11-game win streak to begin the season, 2nd longest in MLB (DET's Max Scherzer started 13-0)...It was the longest season-opening win streak by a Red Sox since Roger Clemens' 14-gamer in 1986.
- 👉 Was the 2nd Red Sox all-time to have at least 11 wins and no losses in his first 14 starts of a season, joining Roger Clemens (13-0 in 1986)...Was the 1st Red Sox since Clemens (14-0 in 1986) to start a season 11-0.
- 👉 Had a season-long 22.0-inning scoreless streak from 4/3 (5th inning) through 4/20 (5th inning).
- 👉 Went at least 7.0 innings in his first 10 starts, his 2nd-longest such streak after a 12-gamer from 5/27-8/16/12.
- 👉 Was credited with a 2-hit shutout in the Red Sox' rain-shortened 3-0 victory in 5.0 innings on 6/2 at NYY.
- 👉 Had a 1.01 ERA (5 ER/44.2 IP) through his first 6 starts, the lowest by a Sox since Roger Clemens' 0.73 ERA in 1991 (Source: Elias)...Was the 2nd ML pitcher since 1987 to begin a season with 6 straight starts of 7.0+ IP and 2 runs or fewer (also Clemens' first 7 starts in 1991).

**POSTSEASON:** Made 4 starts for the Red Sox over the ALDS, ALCS, and World Series, posting a 4.35 ERA (10 ER/20.2 IP)...Had no record but the Red Sox won 3 of his 4 starts...Allowed 3 runs in 6.0 IP in Game 3 of the ALDS on 10/7 at TB, a 5-4 walk-off loss...Made a pair of starts against the Tigers in the ALCS...Allowed 5 ER in 5.2 IP in BOS' 6-5 walk-off win in Game 2 on 10/13 vs. DET...Went 5.0 IP in Game 6 on 10/19 vs. DET, the Sox' AL pennant-clincher...Made his 1st career appearance in the World Series when he started Game 4 on 10/27 at STL, allowing 1 run (0 ER) on 3 hits in 4.0 IP.

## Clay Buchholz, Continued

### 2012: Tied for team lead with 11 wins and set career highs in starts (29) and IP (189.1)...Named Red Sox Pitcher of the Year by the Boston BBWAA.

👉 Over final 20 starts beginning 5/27, his 3.41 ERA (53 ER/140.0 IP) ranked 8th in the AL (min. 130.0 IP)... Also placed among AL leaders in opponent AVG (5th, .236), opponent OBP (7th, .294), opponent SLG (9th, .382), and opponent OPS (9th, .676) in that time.

👉 Induced a career-high 27 ground ball double plays, T-2nd in MLB.

👉 Did not factor in the decision 5 times when going at least 7.0 IP and allowing 1 or no ER.

👉 With 7 runs allowed on 4/8 at DET, snapped a streak of 42 consecutive starts since the beginning of 2010 without giving up more than 5 ER...It was the longest streak by a Red Sox starter since Roger Clemens did it in 53 games from 5/7/85-5/27/87.

👉 Took the loss on 4/20 vs. NYY, snapping an 11-start undefeated streak from 5/2/11-4/14/12 (6-0, 3.78 ERA).

👉 Allowed 2 ER or less over 7.0 IP or more in 9 of 11 starts from 5/27-8/10 (2.08 ERA), including a 4-game streak from 5/27-6/12 (1.45 ERA) and a 5-game streak from 7/19-8/10 (1.15 ERA).

👉 Went at least 6.0 IP in a career-high 12 straight starts from 5/27-8/16 (7-1, 2.19 ERA)...Averaged 7.53 IP per start in that stretch, most in a 12-game span by a Red Sox since Pedro Martinez from 7/23-9/20/00 (7.58).

👉 Threw a shutout on 6/7 vs. BAL...Recorded his 2nd CG win of the season on 8/10 at CLE.

👉 Placed on the 15-day DL on 6/24 (retro to 6/20) due to stomach illness...Made 1 rehab start for Triple-A Pawtucket on 7/8 and activated on 7/14.

👉 Allowed 8 ER in a 6-start stretch from 7/19-8/16 (3-0, 1.53 ERA).

👉 Appeared in his 100th career game on 8/22 vs. LAA...With 46 wins, tied for 5th-most by a Red Sox pitcher in his first 100 appearances since 1916...Made 100th ML start on 9/3 at SEA.

### 2011: Posted a 3.48 ERA but was limited to 14 starts due to a stress fracture in his lumbar spine.

👉 Placed on the 15-day DL on 6/19 (retro to 6/17) with a lower back strain and missed the remainder of the season...Transferred to the 60-day DL on 7/31...Activated prior to the Sox' final game on 9/28 but did not appear in the contest.

👉 Held left-handers to a .241/.305/.401 batting line...Limited righties to a .242/.314/.392 line.

👉 Held opponents to a .152 AVG (10-for-66) with RISP and a .231 OBP in that situation.

👉 Walked 3 or fewer batters in each of his last 10 starts beginning 4/26.

👉 Ranked 5th in the AL with a 2.08 ERA (9 ER/39.0 IP) in May, going 3-0 in 6 starts.

👉 Closed out his season with a career-long 9-game undefeated streak from 5/2-6/16...In that time, went 5-0 and ranked among AL leaders in wins (T-4th), ERA (6th, 2.59), opponent AVG (7th, .204), and WHIP (9th, 1.02).

👉 Pitched 5.0 scoreless IP for the win on 5/7 vs. MIN, including 3.0 IP after a 2-hour, 7-minute rain delay...Combined with 4 other Sox pitchers in the 4-0 team shutout.

👉 On 4/10, signed a 4-year contract extension through the 2015 season with club options for 2016 and 2017.

### 2010: Named an All-Star and Red Sox Co-Pitcher of the Year (also Jon Lester) in his 1st full season in the majors...Recorded a career-high 17 wins and posted a 2.33 ERA (45 ER/173.2 IP), 2nd in the AL behind SEA's Felix Hernandez (2.27).

👉 Finished 6th in AL Cy Young Award voting after receiving two 3rd-place votes, five 4th-place, and four 5th-place.

👉 Received BoSox Club Man of the Year Award, chosen not only for his contributions to the success of the Red Sox, but also for his cooperation and efforts in community endeavors.

👉 Named an All-Star for the 1st time in his career, selected by the player ballot...Did not pitch in the game in LAA due to injury (left hamstring strain) but attended the festivities.

👉 In the live ball era (since 1920), only 4 Red Sox pitchers finished a season with a better ERA: Tex Hughson (2.26 in 1944), Luis Tiant (1.91 in 1972), Roger Clemens (1.93 in 1990), and Pedro Martinez (2.07 in 1999, 1.74 in 2000, 2.26 in 2002, 2.22 in 2003).

👉 Also ranked among AL leaders in wins (T-7th, 17), winning pct. (4th, .708, 17-7), opponent AVG (7th, .226), opponent SLG (2nd, .312), HR/9.0 IP (3rd, 0.47), and ground ball/fly ball ratio (9th, 1.79).

👉 Led AL and ranked 3rd in the majors with a 2.45 ERA (25 ER/92.0 IP) on the road...Tied for 2nd-most road wins in the majors (10-3).



## Clay Buchholz, Continued

- 🔥 Posted a 2.20 ERA (20 ER/81.2 IP) in 13 starts at Fenway Park, 6th-best home ERA in the AL...Led MLB with a 1.97 ERA (29 ER/132.2 IP) in night games...14 night wins tied for the AL lead (also Jon Lester).
  - 🔥 Recorded quality starts in all 19 outings of at least 6.0 innings (14-2).
  - 🔥 Started 5 of BOS' 9 team shutouts, including his 2nd career CG shutout, an 11-0 win at BAL on 6/4 (9.0 IP, 5 H, BB, 2 SO).
  - 🔥 Made 6 starts with at least 8.0 IP and 2 R or fewer allowed, most by a Red Sox since Pedro Martinez in 2002 (10).
  - 🔥 Finished T-2nd in the AL with 9 starts allowing no ER...Tied with SEA's Felix Hernandez for the ML lead with 17 starts allowing no more than 1 ER.
  - 🔥 Held opponents to a ML-best .161 AVG with RISP (22-for-137)...Did not permit a HR in 137 AB with RISP, the most in the majors without a HR allowed.
  - 🔥 Recorded 1st career double-digit SO game in a 3-0 losing effort vs. TEX on 4/22 (10 SO, 6.2 IP, 3 R/ER).
  - 🔥 Loss on 6/9 at CLE (7.0 IP, 3 R) was his 1st on the road since 8/8/09 at NYY, snapping a club-record-tying streak of wins in 9 straight road starts from 8/19/09-6/4/10 (also Roger Clemens, 3 times, last 7/18/92-4/20/93).
  - 🔥 Placed on the 15-day DL with a left hamstring strain on 7/5 (retro to 6/27)...Made 1 rehab start for Pawtucket on 7/16 and activated on 7/21.
  - 🔥 Named AL Pitcher of the Month for August, his 1st career monthly honor (4-0, 1.03 ERA, 5 ER/43.2 IP)...Allowed 0 or 1 ER in 5 of the 6 outings.
  - 🔥 Notched a career-high streak of 26.0 scoreless IP (2nd inning, 8/11-6th, 8/28), longest by an AL starter all year... Also set a career-high 30.1 IP without an ER (6th, 8/6-7th, 8/28 – included 3 straight starts without an ER beginning 8/11)...Both streaks were longest for a Sox hurler since Pedro Martinez's 35.0-IP scoreless run, 7/25-8/16/02.
- 2009: Split the season between Triple-A Pawtucket and the Red Sox...After joining BOS following the All-Star break, tied for the team lead with 7 wins (T-8th in AL) and led the staff with 16 starts (T-1st in ML) and 92.0 innings.**
- 🔥 Recalled 7/17 and made 1st ML appearance of the season with a start that night at TOR...Earned 1st ML win since 5/2/08 vs. TB (1 R, 5.2 IP).
  - 🔥 Optioned to Pawtucket on 7/18 but did not pitch before recall on 7/21 to replace an injured Tim Wakefield... Remained with the Red Sox for the rest of the season.
  - 🔥 Allowed 3 ER or less in 12 of 16 ML starts, including 2 or less on 10 occasions...Recorded 9 quality starts, all in final 12 starts of the season.
  - 🔥 Beginning when he made his season debut on 7/17, finished 4th in the AL with a 1.89 ground ball/fly ball ratio.
  - 🔥 The Sox scored 72 runs in his 92.0 IP, most for any AL pitcher beginning 7/17 (2nd in MLB).
  - 🔥 Allowed 3 ER over back-to-back starts, 8/8-13 (13.0 IP), but lost both as BOS was shut out in both games.
  - 🔥 Undefeated with a ML-best 6 wins over 8 starts from 8/19-9/24 (6-0, 2.44 ERA, 14 ER/51.2 IP).
  - 🔥 Tossed 15.0 consecutive scoreless IP between 3 starts from 9/3 (5th inning)-9/13 (6th inning).
  - 🔥 Began season with Pawtucket...Ranked among International League leaders in the 1st half in ERA (2nd, 2.36), SO (T-4th, 89), and IP (4th, 99.0)...Limited opponents to a .191 AVG (65-for-341) in 16 starts, lowest among qualifying IL starters and 6th among all minor league starters in the 1st half.
  - 🔥 Named to the IL Mid-Season All-Star Team but did not attend due to call-up...Twice earned IL Pitcher of the Week honors: 4/27-5/3 and 5/25-31.
  - 🔥 Named Red Sox Minor League Pitcher of the Month for May (IL-best 1.12 ERA)...Began the month with 22.1 consecutive scoreless innings, including 20.1 IP over his first 3 starts.
  - 🔥 Threw a 1-hit shutout on 5/25 at Louisville, retiring 24 straight batters over the first 8.0 IP before allowing a 1B to begin the 9th.
- POSTSEASON:** Earned no decision in playoff debut, a 7-6 Sox loss to the Angels in Game 3 of ALDS...Started and allowed 2 runs in 5.0 IP...Left in line for win but bullpen allowed 5 R over the 8th and 9th innings.
- 2008: On the Red Sox Opening Day roster for the 1st time...Made 16 appearances (15 starts) over 2 stints with BOS...Missed time on the DL and also made starts with Triple-A Pawtucket and Double-A Portland.**
- 🔥 Went 2-2 with a 3.71 ERA (14 ER/34.0 IP) over first 6 starts, 4/5-5/2...Struck out 33 batters over 34.0 IP in that span, placing 2nd in the AL with 8.7 SO/9.0 IP.
  - 🔥 Threw 2nd career CG in a losing effort on 4/26 at TB, his 8th career start (9th game)...Was the 1st Red Sox to go the distance twice within his first 10 ML appearances (also 2007 no-hitter) since Jeff Sellers (9/26/85 and 6/29/86)... Was the 1st Sox pitcher to do this while allowing 3 hits or less in each contest since Don Aase (7/31/77 and 9/5/77).
  - 🔥 Landed on 15-day DL with a torn nail on his right middle finger on 5/14 (retro to 5/13)...Sent to Pawtucket on rehab on 5/25 and made 2 starts...Optioned to PawSox upon 5/31 activation.
  - 🔥 Recalled 7/11 and made 8 more appearances (7 starts) with the big league club...Optioned to Portland on 8/20.
  - 🔥 Made 9 starts for the PawSox...Won 4 straight starts from 6/14-30, allowing just 1 ER in 22.2 IP (0.40 ERA).

## Clay Buchholz, Continued

- Started 2 regular season games with Portland 8/25 and 8/30...Got the nod in Game 2 of the Sea Dogs' Northern Division Championship Series on 9/4 at Trenton (ND, 6.0 IP, 3 R, BB, 9 SO).
- After the season, started 5 games for Scottsdale of the Arizona Fall League (1-2, 3.86 ERA, 21.0 IP, 9 ER, 17 SO).
- 2007: Advanced from Double-A Portland to the major leagues, throwing a no-hitter in his 2nd big league appearance...Was the 17th official no-hitter in franchise history...Also earned Red Sox Minor League Pitcher of the Year honors for the 2nd straight season.**
- Held big league batters to a .184 AVG (14-for-76), including .133 (4-for-30) vs. right-handed batters and .217 (10-for-46) against lefties.
- Made ML debut 8/17, a spot start in the day game of a doubleheader vs. LAA...Defeated John Lackey, allowing 4 R (3 ER) on 8 H with 3 BB and 5 SO in 6.0 IP in the Sox' 8-4 victory...At 23 years, 3 days old, was the youngest Sox pitcher to win his debut as a starter since Juan Pena on 5/8/99 (21 years, 315 days)...Optioned to Triple-A Pawtucket following the game.
- Recalled for 2nd stint with Boston on 9/1 and threw the 17th official no-hitter in franchise history that night vs. BAL, his 2nd big league start...Allowed 4 base runners (Nick Markakis HBP in the 1st inning, Kevin Millar and Aubrey Huff BB in the 5th, and Brian Roberts BB in the 6th)...Retired the final 11 batters he faced...Threw 115 pitches and recorded 9 SO in the Red Sox' 10-0 victory.
- Became 1st Sox rookie pitcher to win each of his 1st 2 ML starts since Juan Pena in 1999.
- Recorded a 16.0-inning scoreless stretch over parts of 3 games (2 starts), 9/1-19...Worked 3.0 scoreless innings in relief on 9/6 at BAL, matching the longest relief outing by a Red Sox pitcher in 2007.
- Officially shut down for the remainder of the season on 9/28 due to fatigue in his pitching shoulder.
- Went 8-5 with a 2.44 ERA (34 ER/125.1 IP) and 171 SO in 24 minor league games (23 GS) between Triple-A Pawtucket and Double-A Portland.
- Named Red Sox Minor League Pitcher of the Year, leading the system with 171 SO...Voted a Co-Minor League Player of the Year by the Boston Chapter of the BBWAA, sharing the honor with Jacoby Ellsbury.
- Led all of minor league baseball with an average of 12.3 SO/9.0 IP and finished 5th with 171 SO...Also had the 5th-lowest opponent AVG at .191.
- Spent the 1st half of the season with the Sea Dogs and was leading Eastern League hurlers with a 1.77 ERA (17 ER/86.2 IP) and 116 SO at the time of his promotion to Pawtucket on 7/12...Held Eastern League hitters to a .180 AVG (55-for-305).
- Garnered Red Sox Minor League Pitcher of the Month honors for May (2-0, 1.50 ERA, 36.0 IP, 6 ER, 51 SO, 6 GS)...Set a Sea Dogs record by striking out 8 consecutive batters 5/11 vs. Binghamton (had 11 SO total).
- Named EL Pitcher of the Week for 6/25-7/1 (1-0, 0.79 ERA, 1 ER, 11.1 IP, 2 GS).
- Selected to the EL All-Star Game but did not play.
- Pitched for the U.S. Team in the All-Star Futures Game at AT&T Park in SF on 7/8...Fanned 2 and allowed a homer in 1.0 relief inning in the U.S. squad's 7-2 loss to Team World.
- Named as the top prospect in the Red Sox organization by *Baseball America* after the season...Also tabbed by the publication as having the best curveball and best change-up in the system.

### INSIDE THE NO-HITTER

- 17th official no-hitter in Red Sox history, 1st since Derek Lowe on 4/27/02 vs. TB.
- 1 of 3 no-hitters in the Majors in 2007...Also CWS' Sox Mark Buehrle (4/18 vs. TEX) and DET's Justin Verlander (6/12 vs. MIL).
- Was 21st Major League rookie and 1st in Red Sox history to pitch a no-hitter...1st rookie since FLA's Anibal Sanchez, 9/6/06 vs. ARI, and 1st in American League since CWS' Wilson Alvarez, 8/11/91 at BAL.
- Became 3rd pitcher since 1900 to throw a no-hitter in either his 1st or 2nd Major League start, the 2nd to throw one in his 2nd big league game, joining Wilson Alvarez in 1991...Bobo Holloman threw a no-hitter in his 1st career start for SLB on 5/6/53 vs. PHA but had pitched in relief prior to that start.
- At 23 years, 18 days, only Joe Wood (21 years, 277 days; 7/29/1911 vs. SLB) and Dave Morehead (23 years, 11 days; 9/16/65 vs. CLE) threw no-hitters for Boston at a younger age.
- No-hitter was selected as the top single-game performance of 2007 in fan balloting in MLB.com's "This Year in Baseball Awards."

### **2006: Named Red Sox Minor League Pitcher of the Year, going 11-4 with a 2.42 ERA (32 ER/119.0 IP) in 24 starts between Single-A Greenville and High-A Wilmington.**

- Led all Sox minor league pitchers with 140 SO and was tied for the lead with 11 wins.
- Earned Red Sox Minor League Pitcher of the Month honors in August (5-0, 1.14 ERA, 4 ER, 31.2 IP, 43 SO in 6 starts between Greenville and Wilmington).
- Promoted to Wilmington on 8/15...Named Carolina League Pitcher of the Week for 8/21-27, with 10 SO in 6.0 scoreless innings in a win on 8/24 vs. Myrtle Beach.

## Clay Buchholz, Continued

- Won his only playoff start for Wilmington on 9/6 at Frederick (6.0 IP, 1 R, 10 SO).
- After the season, listed as No. 2 overall prospect (No. 1 among pitchers) in the Red Sox system according to *Baseball America*...Also dubbed as having the best curveball in the organization in the publication's Best Tools Survey.
- 2005: Made professional debut with Short-A Lowell...Selected in the supplemental round (42nd overall) as compensation for free agent Pedro Martinez.**
- Finished T-3rd in the New York-Penn League with 15 starts.
- Recorded 14 SO over 7.0 scoreless IP in his last 2 starts.

### Personal

- Full name: Clay Daniel Buchholz.
- Signed by Jim Robinson (Red Sox).
- Married to Lindsay Clubine...The couple has two daughters, Colbi and Landri.
- Pitched at Angelina (TX) Junior College...Selected 2005 Region 14-East Conference Player of the Year, going 12-1 with a 1.05 ERA (10 ER/85.2 IP) in 15 starts...Earned first-team all-district and all-state honors...Fanned 129 batters in 85.2 innings...Also saw time in the outfield...Helped lead the Roadrunners to a No. 11 ranking in the National Junior College Athletic Association.
- Graduated from Lumberton (TX) High School in 2003.

### In the Community

In March 2013, Clay established the Clay Buchholz Foundation with his wife, Lindsay, to provide health, education and sports opportunities to improve the lives of children in need...Hosted the 3rd Annual Buchholz Bowl in 2015, benefitting children's health and well-being throughout New England...Greeted fans at the gate and took part in a Q&A session with season ticket holders during Fan Appreciation in September 2015...Attends events that benefit the Red Sox Foundation, such as Casino Night in 2014 and 2015, and has donated auction items – pitching lessons in 2010 and 2012, and the chance to play video games with him in 2011 – to Picnic in the Park events...Has played in the Children's Hospital of Southwest Florida Golf Classic in Fort Myers during spring training in each of the last 8 years...Visited with patients at Walter Reed Medical Center in 2014...Also visited victims of the Boston Marathon bombings in the hospital, and met children at Christopher's Haven...Spoke with children attending the Red Sox Baseball Academy in 2011 and 2012...Served as the Co-Captain of the Jimmy Fund (with Tim Wakefield) in 2010 and 2011, making visits to the clinic and appearances at Fenway Park, and shooting PSA's...Also served as the spokesman for the Jimmy Fund Rally Against Cancer program...Visited the Furnace Brook Middle School in Marshfield, MA in 2011...Has met with Jimmy Fund patients during their trips to Fort Myers, Pittsburgh and Baltimore, and has participated in the Jimmy Fund Radio-Telethon...Honored by the Lowell Spinners with the Dick Berardino Alumni Award in January 2011, and named the 2010 BoSox Club's Man of the Year.

### Clay Buchholz's Career Record

YEAR	CLUB	W-L	ERA	G	GS	CG	SHO	SV	IP	H	R	ER	HR	HB	BB	SO	WP	BK
2005	Lowell	0-1	2.61	15	15	0	0	0	41.1	34	15	12	2	1	9	45	0	1
2006	Wilmington	2-0	1.13	3	3	0	0	0	16.0	10	4	2	0	0	4	23	1	0
	Greenville	9-4	2.62	21	21	0	0	0	103.0	78	34	30	10	5	29	117	8	1
2007	Pawtucket	1-3	3.96	8	8	0	0	0	38.2	32	21	17	5	1	13	55	1	3
	Portland	7-2	1.77	16	15	1	0	0	86.2	55	18	17	4	2	22	116	1	1
	BOSTON	3-1	1.59	4	3	1	1	0	22.2	14	6	4	0	1	10	22	0	0
2008	Pawtucket	4-2	2.47	9	9	0	0	0	43.2	36	13	12	3	2	17	43	3	0
	Portland	1-0	1.80	2	2	0	0	0	15.0	7	4	3	0	0	1	18	0	0
	BOSTON	2-9	6.75	16	15	1	0	0	76.0	93	63	57	11	2	41	72	2	1
2009	Pawtucket	7-2	2.36	17	16	1	1	0	99.0	67	30	26	7	0	30	89	4	1
	BOSTON	7-4	4.21	16	16	0	0	0	92.0	91	44	43	13	2	36	68	1	0
2010	Pawtucket	0-0	4.91	1	1	0	0	0	3.2	4	2	2	1	1	1	2	0	1
	BOSTON	17-7	2.33	28	28	1	1	0	173.2	142	55	45	9	5	67	120	7	1
2011	BOSTON	6-3	3.48	14	14	0	0	0	82.2	76	34	32	10	2	31	60	3	0
2012	Pawtucket	0-0	0.00	1	1	0	0	0	2.1	1	0	0	0	0	2	3	0	0
	BOSTON	11-8	4.56	29	29	2	1	0	189.1	187	104	96	25	12	64	129	2	2
2013	BOSTON	12-1	1.74	16	16	1	1	0	108.1	75	23	21	4	1	36	96	1	0
	Lowell	0-0	13.50	1	1	0	0	0	0.2	1	3	1	0	0	3	1	0	0
	Pawtucket	0-0	2.70	1	1	0	0	0	3.1	7	1	1	0	0	0	2	0	0
2014	BOSTON	8-11	5.34	28	28	2	2	0	170.1	182	108	101	17	10	54	132	8	0
	Pawtucket	0-1	2.53	2	2	0	0	0	10.2	6	3	3	2	1	2	10	0	0
2015	BOSTON	7-7	3.26	18	18	1	0	0	113.1	114	48	41	6	5	23	107	3	0
	<b>Major League Totals</b>	<b>73-51</b>	<b>3.85</b>	<b>169</b>	<b>167</b>	<b>9</b>	<b>6</b>	<b>0</b>	<b>1028.1</b>	<b>974</b>	<b>485</b>	<b>440</b>	<b>95</b>	<b>40</b>	<b>362</b>	<b>806</b>	<b>27</b>	<b>4</b>
	<b>Minor League Totals</b>	<b>31-15</b>	<b>2.44</b>	<b>97</b>	<b>95</b>	<b>2</b>	<b>1</b>	<b>0</b>	<b>464.0</b>	<b>338</b>	<b>148</b>	<b>126</b>	<b>34</b>	<b>13</b>	<b>133</b>	<b>524</b>	<b>18</b>	<b>8</b>

## Clay Buchholz, Continued

2005	Signed by the Boston Red Sox as a supplemental-round selection (42nd overall) in the June Draft
2008	On disabled list with a torn nail on right middle finger, 5/13-30
2010	On disabled list with a left hamstring strain, 6/27-7/20
2011	On disabled list with a lower back strain, 6/17-9/27
2012	On disabled list with a stomach illness, 6/20-7/13
2013	On disabled list with a neck strain, 6/9-9/9
2014	On disabled list with hyperextended left knee, 5/28-6/25
2015	On disabled list with right elbow strain, 7/11 through remainder of season

### Division Series Record

YEAR	CLUB	W-L	ERA	G	GS	CG	SHO	SV	IP	H	R	ER	HR	HB	BB	SO	WP	BK
2009	BOS vs. LAA	0-0	3.60	1	1	0	0	0	5.0	6	2	2	1	1	1	3	0	1
2013	BOS vs. TB	0-0	4.50	1	1	0	0	0	6.0	7	3	3	1	0	3	5	0	0
<b>Division Series Totals</b>		<b>0-0</b>	<b>4.09</b>	<b>2</b>	<b>2</b>	<b>0</b>	<b>0</b>	<b>0</b>	<b>11.0</b>	<b>13</b>	<b>5</b>	<b>5</b>	<b>2</b>	<b>1</b>	<b>4</b>	<b>8</b>	<b>0</b>	<b>1</b>

### League Championship Series Record

YEAR	CLUB	W-L	ERA	G	GS	CG	SHO	SV	IP	H	R	ER	HR	HB	BB	SO	WP	BK
2013	BOS vs. DET	0-0	3.60	2	2	0	0	0	10.2	12	7	7	2	1	2	10	1	0

### World Series Record

YEAR	CLUB	W-L	ERA	G	GS	CG	SHO	SV	IP	H	R	ER	HR	HB	BB	SO	WP	BK
2013	BOS vs. STL	0-0	0.00	1	1	0	0	0	4.0	3	1	0	0	0	3	2	1	0

### All-Star Game Record

YEAR	CLUB	W-L	ERA	G	GS	CG	SHO	SV	IP	H	R	ER	HR	HB	BB	SO	WP	BK
2010	AL at LAA																	
2013	AL at NYM																	

Selected--Did Not Pitch  
Selected--Did Not Pitch

### Career Fielding Record

YEAR	CLUB	POS	PCT.	G	GS	PO	A	E	TC	DP
2007	BOSTON	P	.800	4	3	1	3	1	5	0
2008	BOSTON	P	1.000	16	15	3	6	0	9	0
2009	BOSTON	P	.941	16	16	8	8	1	17	0
2010	BOSTON	P	.957	28	28	21	24	2	47	1
2011	BOSTON	P	.967	14	14	15	14	1	30	0
2012	BOSTON	P	.935	29	29	29	14	3	46	2
2013	BOSTON	P	.938	16	16	17	13	2	32	1
2014	BOSTON	P	.973	28	28	20	16	1	37	1
2015	BOSTON	P	.882	18	18	9	6	2	17	0
<b>Career Totals</b>		<b>P</b>	<b>.946</b>	<b>169</b>	<b>167</b>	<b>123</b>	<b>104</b>	<b>13</b>	<b>240</b>	<b>5</b>

### Career Batting Totals

	AVG	G	AB	R	H	2B	3B	HR	RBI	SH	SF	HB	BB	SO	SB	CS	E
Major League Totals	.182	170	11	0	2	0	0	0	0	1	0	0	0	3	0	0	13

### Career Single-Game Highs

<b>INNINGS PITCHED</b>	9.0, 7 times, last 7/4/15 vs. HOU
<b>LOW-HIT COMPLETE GAME</b>	0, 9/1/07 vs. BAL
<b>STRIKEOUTS</b>	12, 7/13/14 at HOU
<b>HITS ALLOWED</b>	13, 4/5/14 vs. MIL
<b>RUNS ALLOWED</b>	10, 4/12/15 at NYY
<b>WALKS ALLOWED</b>	8, 5/26/14 at ATL
<b>HOME RUNS ALLOWED</b>	5, 2 times, last 4/20/12 vs. NYY
<b>WINNING STREAK</b>	11, 4/3/13-9/15/13
<b>EJECTIONS</b>	None
<b>SCORELESS INNINGS STREAK</b>	26.0, 8/11-28/10

# 77 DAN BUTLER

CATCHER



**Bats:** Right • **Throws:** Right • **Height:** 5-10 • **Weight:** 210  
**Opening Day Age:** 29 • **MLB Service:** 45 days  
**Born:** 10/17/1986 in Phoenix, AZ  
**Resides:** Gilbert, AZ  
**Acquired:** Signed as a minor league free agent on 1/16/2016  
**Contract Status:** Signed through 2016

## Non-Roster Invitee

### Career Highlights

- 🔥 Entering his 8th professional season, his 7th in the Red Sox organization (2009-14, 2016)...Returned to the BOS organization this past offseason as a minor league free agent.
- 🔥 Was originally signed by the Red Sox as a non-drafted free agent in 2009...Was traded to the Nationals last January in exchange for LHP Danny Rosenbaum.
- 🔥 Made ML debut in 2014, appearing in 7 games over 2 stints with the Red Sox...Earned the Lou Gorman Award from the Boston chapter of the BBWAA, given annually to a BOS minor league player that has demonstrated dedication and perseverance in overcoming obstacles while working his way to the major league team.
- 🔥 Was Triple-A Pawtucket's primary catcher and team MVP in 2013.
- 🔥 Named a South Atlantic League All-Star in 2010 and a Carolina League All-Star in 2011, his 1st 2 full professional campaigns, after going undrafted.

### 2015: Spent the year with Triple-A Syracuse in his only season in the Nationals organization... Started at catcher in each of his 83 appearances.

- 🔥 Acquired from BOS in exchange for LHP Danny Rosenbaum on 1/13.
- 🔥 Posted a .997 fielding percentage (2 E/575 TC) and threw out 16 of 76 (21%) attempted base stealers.
- 🔥 In 40 home games, batted .269 (36-for-134) with a .361 OBP.
- 🔥 Recorded a .318/.412/.477 batting line when hitting 9th in the lineup (14-for-44, 4 2B, HR).
- 🔥 Hit .329 (24-for-73, 7 2B, HR) during a 21-game stretch from 6/12-7/12...Posted a .354 OBP in 18 games in June.
- 🔥 Designated for assignment on 7/28 and outrighted to Syracuse on 7/31.

### 2014: Made his ML debut with BOS, appearing in 7 games for the Red Sox over 2 stints...Spent majority of season with Triple-A Pawtucket.

- 🔥 Earned the Lou Gorman Award from the Boston chapter of the BBWAA, given annually to a BOS minor league player that has demonstrated dedication and perseverance in overcoming obstacles while working his way to the major league team.
- 🔥 Tallied 4 hits for BOS, including 3 2B.
- 🔥 Recalled from Pawtucket on 8/2 for 1st career ML stint when David Ross was placed on the 15-day DL... Made ML debut on 8/10 at LAA (0-for-3, BB).
- 🔥 Optioned to Pawtucket on 8/20 after appearing in 3 games for the Red Sox, all starts (0-for-11).
- 🔥 After 9/2 recall, appeared in 4 games for BOS from 9/10-28, including 3 of the club's final 5 games from 9/24-28.
- 🔥 Went 3-for-4 with 2 2B on 9/10 vs. BAL...Broke up Wei-Yin Chen's perfect game bid with his 1st ML hit, a 6th-inning 2B...Became the 1st Red Sox whose 1st career hit broke up a no-hitter in the 6th inning or later since Cecil Cooper on 9/11/71 at DET in the 8th inning off Joe Coleman (source: Elias).
- 🔥 Collected first 2 career RBI in the Sox' final game of the season on 9/28 vs. NYY, entering the game as a defensive replacement and going 1-for-2 with a bases-loaded, 2-out 2B.
- 🔥 Played 83 games for Pawtucket, including a team-leading 54 games at catcher...Also appeared in 29 games as DH.
- 🔥 Caught 16 of 60 (27%) attempted base stealers while with the PawSox.
- 🔥 Tallied multiple hits in 5 of 10 games played from 6/21-7/2 (.429, 15-for-35)...Ranked among International League leaders over that stretch in AVG (4th) and RBI (T-4th, 11).
- 🔥 Raised his AVG from .222 to .241 after hitting .414 (12-for-29) over his final 8 Triple-A games of the season from 8/1-31.

### 2013: Named Pawtucket's team MVP in 1st full Triple-A season...Led the PawSox in SLG (.479) and ranked 2nd on the club with a career-high 14 HR in 84 games.

- 🔥 Threw out 30% (25 of 82) of attempted base stealers in a team-high 72 games behind the plate...Led International League catchers with 54 assists...Caught 2 knuckleballers and set a PawSox record with 20 passed balls.



## Dan Butler, Continued

- ☛ Launched a 10th-inning, game-winning solo homer in a 6-5 win on 6/19 at Columbus.
- ☛ Named Red Sox Minor League Hitter of the Month for July after batting .362 (21-for-58) with 4 2B, 5 HR, and 11 RBI in 18 games for Pawtucket.
- ☛ Hit .520 (13-for-25) with 4 HR and 10 RBI during a season-high 7-game hitting streak from 7/19-27.
- ☛ Homered 4 times over a 4-game stretch from 7/19-24, including a 2-HR effort on 7/23 at Norfolk.
- ☛ Played in 7 playoff games for Pawtucket, including 6 games behind the plate...Led the team with a .400 OBP while batting .286 (6-for-21, 2B, RBI, 2 BB).
- ☛ Following the season, appeared in 12 games for Toros del Este of the Dominican Winter League.
- ☛ Ended the year as the 3rd-highest rated catching prospect in the Red Sox' farm system, according to *Baseball America*.

### **2012: Spent most of the year with Double-A Portland before appearing in a career-high 22 Triple-A contests with Pawtucket.**

- ☛ Between the 2 stops, threw out 38 of 114 (33%) attempted base stealers.
- ☛ Had 20 XBH and 31 BB in 73 games with the Sea Dogs prior to an 8/3 promotion to Pawtucket.
- ☛ Missed time on the DL from 5/12-20 due to a right quad strain.
- ☛ Hit .302 (19-for-63) over his last 19 games with the Sea Dogs beginning 7/4.
- ☛ Reached safely in 18 of 22 regular season games for Pawtucket.
- ☛ Connected for 2 HR on 9/1 vs. Scranton/Wilkes-Barre (NYY) as the PawSox clinched the Wild Card.
- ☛ Played in 6 postseason games for the PawSox, going 6-for-19 (.316)...Homered in Game 2 of the Governors' Cup Championship on 9/12 vs. Charlotte.
- ☛ Following the season, appeared in 28 games for Toros del Este of the Dominican Winter League...Ranked 2nd among catching qualifiers throwing out 34% of base runners attempting to steal (11 of 32).

### **2011: Batted .241 (92-for-381) with 25 2B, 12 HR, 71 RBI, and 54 BB in 113 games between High-A Salem, Double-A Portland, and Triple-A Pawtucket.**

- ☛ Hit a 2-run HR in Boston's 3/30 exhibition at HOU's Minute Maid Park.
- ☛ Began the season with Salem and was named to the Carolina League Mid-Season All-Star Team...Joined the Sea Dogs on 8/3, where he played 21 games before transferring to Pawtucket on 9/4.
- ☛ Combined to throw out 36% (49 of 138) of attempted base stealers across all 3 levels...Paced qualifying Carolina League catchers with a .995 fielding percentage (3 E/586 TC).
- ☛ Led Salem in RBI (66) and ranked 2nd in HR (11) and BB (tied, 45).
- ☛ Ranked 5th in the CL with a .351 AVG (20-for-57) and 24 RBI in 16 April games...Tallied 9 2B and 5 HR during the month.
- ☛ Received CL Player of the Week honors on 3 occasions (4/18-24, 5/30-6/5, and 7/25-7/31).
- ☛ Following the season, posted a .313 AVG (15-for-48) with 13 BB in 16 games for Scottsdale in the Arizona Fall League.

### **2010: Led Red Sox farmhands in AVG (.310) in 98 games spent mostly at Single-A Greenville and High-A Salem...Combined for 7 HR and 48 RBI.**

- ☛ Named a South Atlantic League mid-season All-Star.
- ☛ Earned SAL Player of the Week honors for 4/19-25 after hitting .450 (9-for-20) with 4 2B and 2 HR.
- ☛ Tabbed Red Sox Minor League Defensive Player of the Month for April.
- ☛ Batted .426 (23-for-54) over a 14-game hitting streak, 6/11-7/12.
- ☛ Ranked among SAL leaders in AVG (2nd, .327), OBP (5th, .406), SLG (3rd, .523), and OPS (3rd, .929) prior to his promotion to Salem on 7/15.
- ☛ Also played 2 games with Triple-A Pawtucket in early July.
- ☛ Combined to throw out 33 of 121 (27%) attempted base stealers.

### **2009: Spent most of his 1st professional season with Short-A Lowell...Also played 2 games for High-A Salem in early September.**

- ☛ Returned to Lowell for the playoffs and went 2-for-11 (.182) in 3 postseason games...Hit a go-ahead, 11th-inning HR and Lowell held on for a 3-2 win at Staten Island in Game 2 of the New York-Penn League semifinals.
- ☛ Combined to catch 8 of 27 (30%) attempted base stealers.

## Personal

- ☛ Full name: Daniel John Butler.
- ☛ Signed by Matt Mahoney (Red Sox).
- ☛ Hit .263 with 3 HR and 18 RBI in 27 games for the University of Arizona as a senior in 2009.
- ☛ Played for Yarmouth-Dennis and Brewster during the 2009 Cape Cod Baseball League season.

## Dan Butler, Continued

### In the Community

Dan was involved in local community outreach as part of the Red Sox Rookie Development Program in January 2013, including a visit with patients at the Jimmy Fund and Children's Hospital Boston...Participated in the Red Sox Foundation's Dancing with the New Stars event in 2012.

### Dan Butler's Career Record

YEAR	CLUB	AVG	G	AB	R	H	2B	3B	HR	RBI	SH	SF	HB	BB	SO	SB	CS	E
2009	Lowell	.179	22	78	7	14	3	1	1	10	0	1	5	4	14	0	1	2
	Salem	.000	2	3	0	0	0	0	0	0	0	0	0	0	1	0	0	0
2010	Greenville	.327	61	214	37	70	18	3	6	31	0	1	9	20	44	0	0	9
	Pawtucket	.000	2	5	0	0	0	0	0	0	0	0	0	0	1	0	0	0
2011	Salem	.292	35	113	16	33	12	0	1	17	0	1	6	23	21	1	0	1
	Salem	.247	91	312	39	77	20	0	11	66	0	5	7	45	56	4	1	3
2012	Portland	.212	21	66	4	14	5	0	0	2	0	0	1	9	11	0	0	3
	Pawtucket	.333	1	3	1	1	0	0	1	3	0	0	0	0	2	0	0	0
2013	Portland	.251	73	247	29	62	14	2	6	26	0	7	31	42	0	0	5	
	Pawtucket	.233	22	73	8	17	5	0	3	11	0	1	0	9	20	0	0	0
2013	Pawtucket	.262	84	282	32	74	19	0	14	45	0	2	5	34	59	1	1	6
2014	Pawtucket	.241	83	286	35	69	19	0	4	30	0	5	5	29	71	0	0	2
	BOSTON	.211	7	19	1	4	3	0	0	2	0	0	0	1	5	0	0	1
2015	Syracuse	.227	83	282	28	64	20	1	1	26	2	3	6	32	65	0	0	2
<b>Major League Totals</b>		<b>.211</b>	<b>7</b>	<b>19</b>	<b>1</b>	<b>4</b>	<b>3</b>	<b>0</b>	<b>0</b>	<b>2</b>	<b>0</b>	<b>0</b>	<b>0</b>	<b>1</b>	<b>5</b>	<b>0</b>	<b>0</b>	<b>1</b>
<b>Minor League Totals</b>		<b>.252</b>	<b>580</b>	<b>1964</b>	<b>236</b>	<b>495</b>	<b>135</b>	<b>7</b>	<b>48</b>	<b>267</b>	<b>2</b>	<b>19</b>	<b>51</b>	<b>236</b>	<b>407</b>	<b>6</b>	<b>3</b>	<b>33</b>

- 2009 Signed by the Boston Red Sox as a non-drafted free agent on 7/28
- 2015 Acquired by the Washington Nationals in exchange for LHP Danny Rosenbaum on 1/13
- 2016 Signed by the Boston Red Sox as a minor league free agent on 1/16

### Additional Batting Statistics

YEAR	CLUB	OBP	SLG	OPS	TB	GDP
2014	BOSTON	.250	.368	.618	7	1

### Career Fielding Record

YEAR	CLUB	POS	PCT.	G	GS	PO	A	E	TC	DP
2014	BOSTON	C	.977	7	5	41	2	1	44	0

### Career Single-Game Highs

HITS	3, 9/10/14 vs. BAL
DOUBLES	2, 9/10/14 vs. BAL
HOME RUNS	None
RBI	2, 9/28/14 vs. NYY
RUNS SCORED	1, 9/28/14 vs. NYY
WALKS	1, 8/10/14 at LAA
STRIKEOUTS	2, 2 times, last 8/13/14 at CIN
STOLEN BASES	None
HITTING STREAK	None
EJECTIONS	None

### Home Run Notes

MULTI-HOME RUN GAMES (0)
LEADOFF HOME RUNS (0)
GRAND SLAMS (0)
PINCH-HIT HOME RUNS (0)
EXTRA-INNING HOME RUNS (0)
GAME-ENDING HOME RUNS (0)
INSIDE-THE-PARK HOME RUNS (0)

# 38 RUSNEY CASTILLO

OF



**Bats:** Right • **Throws:** Right • **Height:** 5-9 • **Weight:** 196

**Opening Day Age:** 28 • **MLB Service:** 115 days

**Born:** 7/9/1987 in Ciego de Avila, Cuba

**Resides:** Pincrest, FL

**Acquired:** Signed as an international free agent on 8/23/2014

**Contract Status:** Signed through 2020

## Career Highlights

- 🔥 Cuban outfielder signed a 7-year major league contract with the Red Sox on 8/23/14.
- 🔥 Has seen time in RF (39 games), LF (24), and CF (16) in 90 ML games between 2014 and 2015.
- 🔥 In 360 games over 5 seasons in Cuba's major league, Serie Nacional, hit .319 (403-for-1,265) with 75 2B, 11 3B, 51 HR, 99 BB, 256 R, 76 SB, a .383 OBP, .516 SLG, and .899 OPS (including postseason).
- 🔥 Spent all 5 Serie Nacional campaigns with his hometown team, Ciego de Avila...Appeared primarily in CF and RF...Also played 2B and 3B in both 2008-09 and 2009-10 seasons, and played some LF in 2009-10.
- 🔥 Last played in Cuba during the 2012-13 season...Hit .274 with 6 2B, 2 3B, 6 HR, and 29 RBI over 68 games...Struck out fewer times (29) than he walked (31).
- 🔥 During the 2011-12 season, hit .342 in 113 games with 60 XBH, including 21 HR...Helped Ciego de Avila to the Serie Nacional Championship.
- 🔥 During the 2010-11 season, set career highs with 22 HR and 95 RBI.
- 🔥 Also represented Cuba in the Baseball World Cup and the Pan American Games in 2011.

### 2015: Spent time with BOS (80 G) and Triple-A Pawtucket (40 G) in 1st full pro season in the U.S.

- 🔥 Hit .253 (69-for-273) with 10 2B, 2 3B, 5 HR, 29 RBI, 13 BB, and 4 SB in 80 games over 2 major league stints.
- 🔥 Played 26 games and made 18 starts in 1st ML stint of the year from 5/22-6/22, batting .230 (17-for-74) with 2 XBH (2B, HR) in that stretch...Recalled again on 7/27 and played in 54 of Boston's remaining 63 games, batting .261 (52-for-199) with 15 extra-base hits (9 2B, 2 3B, 4 HR).
- 🔥 Hit .515 with 2 outs and RISP (17-for-33, 2 HR, 2B, 3B, 18 RBI), the best mark in MLB since Shawon Dunston in 1999 (.593), and best by an AL player since at least 1974 (min. 25 PA).
- 🔥 Had a .354 AVG with RISP (23-for-63), 2nd in the AL (min. 50 PA) to DET's Miguel Cabrera (.365)...Hit .410 (16-for-39) with RISP from August through the end of the season.
- 🔥 Posted a .318/.351/.466 line against left-handed pitching, going 28-for-88 with 5 2B, 3B, and 2 HR.
- 🔥 The Red Sox went 34-33 in his 67 starts between RF (39), LF (24), and CF (4), including 20-15 in his last 35 contests beginning 8/18...24 of his last 25 starts came in LF.
- 🔥 Had 6 assists (4 from LF, 2 from RF)...Was 1 of 9 major leaguers with multiple assists from both LF and RF.
- 🔥 Hit .338 (27-for-80) in August, his 1st full month in the majors...Had a 16-game on-base streak from 8/4-26 and a career-long 10-game hit streak from 8/11-26 (.410, 16-for-39).
- 🔥 Hit all 5 of his HR from 7/30-8/24...Went deep in back-to-back games played, 8/14 and 8/16 vs. SEA.
- 🔥 Drove in the only run in a 1-0 victory on 6/2 vs. MIN with a 2-out RBI single in the 7th inning for his 1st career game-winning RBI...Then made a HR-saving catch for the 1st out of the 8th inning.
- 🔥 Recorded a pair of run-scoring hits in the bottom of the 8th inning on 6/7 vs. OAK...Led off the frame with his 1st HR of the season and came around again to hit an RBI single...According to Elias, was the 1st Red Sox player to record multiple RBI hits in a single inning since Adrian Gonzalez on 6/20/11 vs. SD.
- 🔥 Drove in a career-high 5 runs in a 5-4 win on 8/24 at CWS, hitting a 3-run HR and a 2-run double...Became the 1st player to drive in all of at least 5 Red Sox runs in a win since David Ortiz had 5 RBI on 9/12/07 vs. TB.
- 🔥 On 9/13 at TB, hit a game-winning 2-run single in the 13th inning to break a scoreless tie.
- 🔥 Began the year with Pawtucket...In 40 games over 2 stints at Triple-A, batted .282 (44-for-156) with 7 2B, 3 HR, 17 RBI, 14 BB, and 10 SB.
- 🔥 Landed on Pawtucket's 7-day DL from 4/12-28 with right shoulder inflammation...Was injured making a diving catch in RF on 4/11 at Lehigh Valley.
- 🔥 Played in 8 postseason games for Caguas in the Puerto Rican Winter League, batting .250 (9-for-36, 2B, 3B).

### 2014: Signed a 7-year major league contract with the Red Sox on 8/23/14...Played 11 minor league games and then 10 major league games in his 1st pro action in the U.S.

- 🔥 Reached base safely via hit or walk in 9 of 10 games for BOS, all starts in CF, batting .333 (12-for-36) with 6 R, 2B, 2 HR, 6 RBI, 3 BB, and a HBP...Was successful in all 3 SB attempts.

## Rusney Castillo, Continued

- 🔥 In 11 minor league games, all in playoff action, hit .293 (12-for-41) with 7 R, 4 2B, HR, 5 RBI, 5 BB, and 2 SB...Helped the Rookie-level Gulf Coast League Red Sox and Triple-A PawSox to their league titles.
- 🔥 After signing with BOS, was optioned to the GCL and played 2 games (1-for-5, BB)...Made U.S. pro debut in Game 2 of the GCL Championship Series on 8/31 vs. the GCL Yankees1, going 1-for-2 as the DH.
- 🔥 Transferred to Double-A Portland on 9/2 following the GCL season and played 4 postseason games to close out the Sea Dogs' campaign (.357, 5-for-14, 4 R, 2 2B, 2 RBI, BB, SB).
- 🔥 Transferred to the PawSox on 9/8 and played in 5 more playoff games, winning the Governors' Cup and losing the Triple-A Championship Game (.273, 6-for-22, 3 R, 2 2B, HR, 2 RBI, 3 BB, SB).
- 🔥 Hit a leadoff home run in final minor league contest, the Triple-A Championship Game on 9/16 against Omaha (KC), a 4-2 loss.
- 🔥 Recalled on 9/17 and made ML debut that night at PIT, going 1-for-4...1st hit was an infield single off Francisco Liriano in the 4th inning.
- 🔥 Drew a bases-loaded walk in the 6th inning on 9/24 vs. TB for 1st career RBI.
- 🔥 Started the Red Sox' last 9 games...Had 3 straight multi-hit games from 9/25-27 (.700, 7-for-10, 2B, 2 HR, 5 RBI)...Drove in at least 1 run in 4 straight games from 9/24-27 (6 total RBI).
- 🔥 His 1st major league XBH was a 3-run HR on 9/25 vs. TB off Steve Geltz in the 3rd inning...Homered again the next night in the 7th inning vs. NYY's Shawn Kelley.
- 🔥 Following the season, posted a combined .342/.375/.452/.827 line between Surprise of the Arizona Fall League (8 G) and Caguas of the Puerto Rican Winter League (10 G)...Was named to the AFL's Rising Stars Team.
- 🔥 Finished the season ranked by *Baseball America* as the No. 3 prospect in the Red Sox system and the No. 21 prospect overall in baseball.

### Personal

- 🔥 Full name: Rusney Castillo Peraza...First name is pronounced "roos-NAY."
- 🔥 Established residency in Haiti before signing with the Red Sox.
- 🔥 His father, Julio Castillo Hernandez, and his grandfather, Orlando Castillo, both played baseball in Cuba's major league, Serie Nacional.

### In the Community

Rusney has interacted with fans at Red Sox Winter Weekend in each of the last 2 years...In 2015, attended Picnic in the Park and Casino Night, which benefit the Red Sox Foundation...Also participated in the Ice Bucket Challenge, a Red Sox Destinations event, and a Sox Talk event at Fenway Park in 2015...Greeted fans at the gates before a home game in 2015...Visited the Jimmy Fund and painted murals at the Curley K-8 School in Boston during the Red Sox Rookie Development Program in 2014.

### Rusney Castillo's Career Record

YEAR	CLUB	AVG	G	AB	R	H	2B	3B	HR	RBI	SH	SF	HB	BB	SO	SB	CS	E
2014	BOSTON	.333	10	36	6	12	1	0	2	6	0	0	1	3	6	3	0	0
2015	Pawtucket	.282	40	156	17	44	7	0	3	17	0	2	0	14	28	10	2	1
	BOSTON	.253	80	273	35	69	10	2	5	29	1	1	1	13	54	4	5	5
	<b>Major League Totals</b>	<b>.262</b>	<b>90</b>	<b>309</b>	<b>41</b>	<b>81</b>	<b>11</b>	<b>2</b>	<b>7</b>	<b>35</b>	<b>1</b>	<b>1</b>	<b>2</b>	<b>16</b>	<b>60</b>	<b>7</b>	<b>5</b>	<b>5</b>
	<b>Minor League Totals</b>	<b>.282</b>	<b>40</b>	<b>156</b>	<b>17</b>	<b>44</b>	<b>7</b>	<b>0</b>	<b>3</b>	<b>17</b>	<b>0</b>	<b>2</b>	<b>0</b>	<b>14</b>	<b>28</b>	<b>10</b>	<b>2</b>	<b>1</b>

2014 Signed by the Boston Red Sox as an international free agent on 8/23

### Additional Batting Statistics

YEAR	CLUB	OBP	SLG	OPS	TB	GDP
2014	BOSTON	.400	.528	.928	19	0
2015	BOSTON	.288	.359	.647	98	11
	<b>Major League Totals</b>	<b>.302</b>	<b>.379</b>	<b>.680</b>	<b>117</b>	<b>11</b>

### Career Fielding Record

YEAR	CLUB	POS	PCT.	G	GS	PO	A	E	TC	DP
2014	BOSTON	OF	1.000	10	10	31	1	0	32	0
2015	BOSTON	OF	.969	75	67	152	6	5	163	0
	<b>Career Totals</b>	<b>OF</b>	<b>.974</b>	<b>85</b>	<b>77</b>	<b>183</b>	<b>7</b>	<b>5</b>	<b>195</b>	<b>0</b>

### Career Single-Game Highs

HITS	3, 6 times, last 9/13/15 at TB
DOUBLES	1, 11 times, last 9/26/15 vs. BAL
HOME RUNS	1, 7 times, last 8/16/15 vs. SEA
RBI	5, 8/24/15 at CWS
RUNS SCORED	3, 9/26/15 vs. BAL
WALKS	2, 9/24/14 vs. TB
STRIKEOUTS	3, 2 times, last 8/6/15 at NYY
STOLEN BASES	1, 7 times, last 9/11/15 at TB
HITTING STREAK	10, 8/11-26/15
EJECTIONS	None

### Home Run Notes

MULTI-HOME RUN GAMES (0)
LEADOFF HOME RUNS (0)
GRAND SLAMS (0)
PINCH-HIT HOME RUNS (0)
EXTRA-INNING HOME RUNS (0)
GAME-ENDING HOME RUNS (0)
INSIDE-THE-PARK HOME RUNS (0)

# 80 SEAN COYLE

INF



**Bats:** Right • **Throws:** Right • **Height:** 5-8 • **Weight:** 175

**Opening Day Age:** 24 • **MLB Service:** None

**Born:** 1/17/1992 in Sellersville, PA

**Resides:** Chalfont, PA

**Acquired:** Selected in the third round of the 2010 June Draft

**Contract Status:** Signed through 2016

## Career Highlights

☛ Entering 7th professional season and 2nd in Major League Spring Training camp...Added to the 40-man roster on 11/20/14.

☛ Has combined for 38 HR in only 209 games played over the last 3 seasons...Slugged over .500 with an OPS over .800 in both 2013 and 2014.

☛ Homered for his 1st career hit at both the Double-A (4/4/14 at Reading) and Triple-A (4/10/15 at Lehigh Valley) levels.

☛ Has been successful in 66 of 76 career SB attempts (87%), including a 92% rate (46 of 50) over the last 4 seasons.

☛ In 2014, started at 2B in both the MLB All-Star Futures Game and the Eastern League All-Star Game.

**2015: Limited to 39 games with Triple-A Pawtucket due to 2 stints on the DL.**

☛ Saw most of his time at 2B (28 games) and 3B (10 games).

☛ Also played 4 games in the OF, his 1st pro action out of the infield...Had 3 starts in the OF (2 in LF, 1 in CF).

☛ His 1st Triple-A hit was a 2-run HR on 4/10 at Lehigh Valley against PHI's Chad Billingsley (on rehab).

☛ Went deep in each of his first 2 games at McCoy Stadium on 4/16 and 4/17 vs. Rochester.

☛ Began the year hitting .159 (11-for-69) prior to a DL stint from 5/14-6/7 due to left elbow inflammation...Reinstated on 6/8.

☛ Drew a walk-off walk in the 11th inning on 6/28 vs. Gwinnett.

☛ Returned to the DL on 7/7 (retro to 7/4) with a lower back strain and missed the remainder of the season.

☛ Hit .280 (14-for-50) with 5 2B, HR, and 9 RBI in 13 rehab games between the Rookie-level GCL Red Sox (10 games) and Short-A Lowell (3 games).

**2014: Named an Eastern League mid-season All-Star with Portland in his Double-A debut.**

☛ Had the 3rd-most HR among BOS farmhands (16) in only 96 games...Ranked 5th among full-season Red Sox minor leaguers in AVG (.295).

☛ Placed among EL qualifiers in AVG (8th), SLG (4th, .512), and HR rate (8th, 21.0 AB/HR).

☛ Led the Sea Dogs in runs, HR, RBI, and total bases (172).

☛ Hit .336 (73-for-217) before the All-Star break...Was the EL leader in SLG (.585) and OPS (.997) in the 1st half (min. 200 AB).

☛ Hit .328 (38-for-116) against left-handed pitching.

☛ Stole 13 bases and was caught just once.

☛ Saw 18 games at 3B, his 1st defensive action at any position other than 2B...Started a 5-4-3 triple play on 4/21 at Binghamton, the 1st triple play turned in Sea Dogs history.

☛ Missed time on the DL from 5/2 (retro to 4/30) until 5/22 with a right index finger contusion...Went on the DL again on 8/9 (retro to 8/8) with a right ankle sprain and was activated 8/20.

☛ Had 2 double-digit hit streaks, a season-high 12-game run from 4/21-5/31 (.477, 21-for-44) and a 10-gamer from 6/23-7/28 (.419, 13-for-31).

☛ His 1st Double-A hit was a HR on 4/4 at Reading.

☛ Named EL Player of the Month for June, after hitting .348 (32-for-92), 6 HR, 22 RBI and tying for the league lead in total bases (tied, 60) and XBH (tied, 15).

☛ Reached safely in 28 consecutive games from 6/6-7/6 (.362, 34-for-94, 6 2B, 3B, 8 HR, 30 RBI, 16 BB, .452 OBP).

☛ Selected as EL Player of the Week for 6/23-29 (.524, 11-for-21, 2 2B, 3B, 2 HR, 12 RBI, 7 R, 7 BB, 2 SB in 6 G).

☛ Started at 2B as the leadoff hitter for the East Team in the EL All-Star Game on 7/16 in Altoona, PA (1-for-3, SB).

☛ Started at 2B for the U.S. team in the MLB All-Star Futures Game on 7/13 at Target Field in MN (0-for-2).

☛ Homered twice in 4 playoff games for Portland (.286, 4-for-14, 2B, 2 HR, 4 RBI, 3 R).

## Sean Coyle, Continued

Following the season, played 19 games for Surprise in the Arizona Fall League (.209, 14-for-67, 4 2B, 3B, HR, 7 RBI, 7 BB).

Added to Boston's 40-man roster on 11/20.

**2013: Ranked T-3rd in the Red Sox system with 16 HR despite being limited to 60 games, mostly at High-A Salem (48 G).**

Including 6 games for Single-A Greenville and a 6-game rehab stint in the Gulf Coast League, combined to hit .242 (58-for-240) with 12 2B, 16 HR, 35 RBI, and 12 SB.

Spent time on the DL from 6/4-8/5 with right hamstring tendinitis.

Hit .417 (5-for-12) with 3 2B, 3B, and 7 RBI in postseason play to help the Salem Sox to the Mills Cup Championship.

Named MVP of the Mills Cup Finals.

**2012: Spent the entire season at High-A Salem and led qualifying Carolina League 2B in fielding percentage (.967), chances (483), putouts (177), assists (290), and double plays (67).**

Paced Salem with 15 HBP and ranked among club leaders in games (2nd, 116), at-bats (T-2nd, 437), runs (4th, 60), hits (4th, 109), 2B (T-2nd, 31), RBI (3rd, 63), and total bases (3rd, 193).

Swiped 16 bases without being caught.

Doubled twice, homered, and drove in 6 runs on 4/20 at Potomac.

Batted a CL-best .429 (18-for-42) with 6 2B, 3 HR, and 14 RBI over 11 games from 7/17-8/3.

Following the season, ranked by *Baseball America* as Boston's top prospect at 2B.

**2011: Led Single-A Greenville and tied for the Sox minor league lead with 7 triples...Also paced the Drive in walks (60) and HBP (13).**

Placed among club leaders in 2B (T-2nd, 27), RBI (3rd, 64), runs (2nd, 77), and SB (3rd, 20).

Recorded hits in 12 of 13 games from 4/21-5/7 (.347, 17-for-49, 3 HR, 11 RBI).

Endured 2 stints on the DL between mid-May and mid-June due to a fractured jaw and a right shoulder sprain, respectively.

Selected as Red Sox Minor League Base Runner of the Month for August/September (7 SB, 1 CS).

Tallied a career-best 7 RBI in the regular season finale on 9/5 at Hickory.

**2010: Played 3 games for the GCL Sox in his pro debut.**

### Personal

Full name: Sean Edward Coyle.

Signed by Chris Calciano (Red Sox).

Hit .562 with 55 RBI and a school-record 13 HR as a senior at Germantown (PA) Academy in 2010...Was successful in all 22 SB attempts.

Hit .296 in 8 games for USA Baseball's 18-and-under team during the squad's gold-medal run at the Pan American Games in 2009.

His brother, Tommy Coyle, was selected by Tampa Bay in the 16th round of the 2012 June Draft.

### In the Community

As part of the 2015 Red Sox Rookie Development Program, Sean visited Jimmy Fund patients and painted murals at the Curley K-8 School in Boston alongside members of the Red Sox Scholars Program.

### Sean Coyle's Career Record

YEAR	CLUB	AVG	G	AB	R	H	2B	3B	HR	RBI	SH	SF	HB	BB	SO	SB	CS	E
2010	GCL Red Sox	.200	3	10	5	2	1	0	0	0	0	0	1	1	1	0	0	0
2011	Greenville	.247	106	384	77	95	27	7	14	64	2	7	13	60	110	20	6	20
2012	Salem	.249	116	437	60	109	31	2	9	63	0	3	15	29	116	16	0	16
2013	GCL Red Sox	.150	6	20	3	3	0	0	1	3	0	0	1	3	6	1	1	1
	Greenville	.320	6	25	4	8	3	0	1	4	0	0	0	3	9	0	1	0
	Salem	.241	48	195	41	47	9	1	14	28	0	4	1	24	65	11	0	1
2014	Portland	.295	96	336	60	99	23	1	16	61	1	4	5	38	95	13	1	11
2015	Pawtucket	.159	39	126	21	20	3	0	5	16	2	0	0	20	44	4	1	7
	GCL Red Sox	.289	10	38	10	11	4	0	1	8	0	0	1	3	19	0	0	0
	Lowell	.250	3	12	2	3	1	0	0	1	0	0	0	1	3	1	0	0
	<b>Minor League Totals</b>	<b>.251</b>	<b>433</b>	<b>1583</b>	<b>283</b>	<b>397</b>	<b>102</b>	<b>11</b>	<b>61</b>	<b>248</b>	<b>5</b>	<b>18</b>	<b>37</b>	<b>182</b>	<b>468</b>	<b>66</b>	<b>10</b>	<b>56</b>

2010 Signed by the Boston Red Sox as a third-round selection in the June Draft

# 5 ALLEN CRAIG

OF/1B



**Bats:** Right • **Throws:** Right • **Height:** 6-2 • **Weight:** 215

**Opening Day Age:** 31 • **MLB Service:** 4 years, 154 days

**Born:** 7/18/1984 in Mission Viejo, CA

**Resides:** Temecula, CA

**Acquired:** From St. Louis with RHP Joe Kelly in exchange for RHP John Lackey, LHP Corey Littrell, and cash considerations on 7/31/2014

**Contract Status:** Signed through 2017 (Club option for 2018)

## Non-Roster Invitee

### Career Highlights

🔥 Ranks 2nd in the majors with a .351 AVG (137-for-390) with RISP over the last 4 seasons (2012-15), trailing only Miguel Cabrera (.364)...Led all MLB players in AVG with RISP in both 2012 (.400) and 2013 (.454).

🔥 His .454 AVG (59-for-130) with RISP in 2013 was the highest by any major leaguer since Tony Gwynn recorded a .459 AVG in 1997 with SD.

🔥 Named an NL All-Star in 2013, when he hit .315 (8th in NL) with a .373 OBP (11th in NL).

🔥 Ranked 6th in the NL with 189 RBI over 2012-13 despite missing time on the DL both years...Ranked 7th among NL hitters with a .311 AVG in that time.

🔥 Has averaged 6.2 AB/RBI in his career, 28th best among active players with at least 1,000 AB.

🔥 Has appeared (and started) at every defensive position other than SS, P, and C...Has primarily seen time at 1B (240 games), RF (184), and LF (82)...Enters the 2016 season as the only active major leaguer to play at least 150 games in the OF without committing an error (261 G, 397 TC)...His .998 career fielding pct. at 1B (5 E/2,052 TC) began the year as the highest mark among active players (min. 200 G at 1B).

🔥 Prior to the 2016 season, last committed an error on 4/22/13 at WSH while playing 1B for STL...Has not committed an error in 246 starts since then, combining for 1,319 total chances in 2,146.1 innings at 1B, LF, and RF.

🔥 Helped the Cardinals reach the postseason 3 straight times (2011-13), and is a career .260 hitter (26-for-100) with 5 2B, 3B, 5 HR, 14 RBI, and 14 BB in 34 postseason games...Was a member of STL's World Series championship team in 2011, going 5-for-19 (.263) with 3 HR and 5 RBI and catching the final out in Game 7.

**2015: Made 15 starts and played in 36 games over 2 stints with BOS...Spent the majority of the season with Triple-A Pawtucket, ranking 3rd in the International League in OBP (.368).**

🔥 Made his 1st Opening Day roster with BOS...Split time defensively between RF (9 G, 5 GS), LF (7 G, 4 GS), and 1B (6 G, 3 GS)...Also made 3 starts as the Sox' DH.

🔥 Made season debut on 4/6 at PHI, recording a pinch-hit single and scoring a run in the Sox' Opening Day victory.

🔥 Hit his only Red Sox HR of the season on 5/1 vs. NYY, breaking a 1-1 tie in the 4th inning.

🔥 Recorded his 500th career hit on 5/4 vs. TB, a 6th-inning single.

🔥 Optioned to Pawtucket following the game on 5/9 at TOR...Outrighted to Pawtucket on 5/18.

🔥 Played 93 games (all starts) with the PawSox, appearing defensively at 1B (46 G), RF (21 G), and LF (2 G)...Posted a .993 fielding percentage at 1B (3 E/427 TC) and did not commit an error as an OF.

🔥 Ranked among Pawtucket leaders in hits (2nd, 94), 2B (2nd, 14), RBI (T-3rd, 30), and BB (2nd, 49).

🔥 Posted a .330/.383/.457 line against LHP while with the PawSox (31-for-94, 3 HR, 3 2B, 7 R, 12 RBI).

🔥 Hit .345 (20-for-58) with a .441 OBP in his first 15 minor league games from 5/12-30.

🔥 Reached base safely in 17 straight games from 7/21-8/8...Batted .297 (35-for-118) in his last 31 games beginning 7/30.

🔥 Selected to the ML roster from Pawtucket on 9/1 and appeared in 12 games down the stretch (5 starts).

🔥 Hit safely in 5 of his final 6 games with an AB, going 5-for-19 (.263) from 9/13 on.

**2014: Hit .215 (99-for-461) with 20 2B, 1 3B, 8 HR, and 46 RBI in 126 games between the Cardinals and Red Sox...Acquired by BOS at non-waiver trade deadline.**

🔥 Defensively between the 2 clubs, appeared at RF (82 G, 78 GS), 1B (41 G, 37 GS), and LF (11 G, 3 GS)...Was 1 of only 3 players in MLB to play at least 1,000 defensive innings without committing an error (also BAL's Nick Markakis and TB's Desmond Jennings).

🔥 Began the season with 97 games for STL, hitting .237 (87-for-367)...Batted .270 (48-for-178) with 11 2B, 1 3B, 5 HR, and 28 RBI in 47 games at Busch Stadium compared to .180 (51-for-283) with 9 2B, 3 HR, and 18 RBI in 79 games on the road.

🔥 Posted a .291 AVG (30-for-103) with 8 XBH (5 2B, 3 HR), 19 RBI, and a .354 OBP in May for the Cardinals.

🔥 Hit .337 (34-for-101) with 7 2B, 2 HR, and 19 RBI over a 25-game stretch from 5/21-6/16...Ranked T-2nd in the NL in hits and T-3rd in RBI over that span.

## Allen Craig, Continued

🔥 Acquired by the Red Sox on 7/31 with RHP Joe Kelly in exchange for RHP John Lackey, minor league LHP Corey Littrell, and cash considerations.

🔥 Added to the active ML roster on 8/1 and made Sox debut that night vs. NYY, starting in LF (1-for-4, 2B).

🔥 4 of his 12 hits with the Red Sox went for extra bases (3 2B, HR).

🔥 Went 2-for-4 with a double for BOS as a pinch-hitter.

🔥 Placed on the 15-day DL on 8/5 (retro to 8/2) with a left foot sprain...Played in 2 games on rehab for Tri-ple-A Pawtucket and activated on 8/21.

🔥 Launched 1st HR as a Red Sox on 8/26 at TOR, a 2-run shot in the 11th inning...It accounted for his only RBI with the club...Marked his 1st career extra-inning home run.

**2013: Set career highs in games (134), AB (508), hits (160), 3B (2), RBI (97), BB (40), and OBP (.373)... Made 1st career All-Star Game...Began season as STL's Opening Day 1B.**

🔥 Was a manager's selection to the NL All-Star team...Pinch-hit against Mariano Rivera in the 8th inning (line out).

🔥 Led the majors with a .454 AVG (59-for-130) with RISP while ranking T-3rd in MLB with 83 RBI with RISP... Was the 3rd-highest AVG with RISP since data began being tracked in 1974, trailing only George Brett (.469, 1980) and Tony Gwynn (.459, 1997).

🔥 Ranked among NL leaders in RBI (8th, 97), AB/RBI (3rd, 5.24), AVG (8th, .315), OBP (11th, .373), multi-hit games (T-15th, 47), 3-hit games (T-14th, 12), and HBP (T-11th, 10).

🔥 Batted .336 at home, 7th-highest in the majors.

🔥 Ranked T-7th in the NL with 25 go-ahead RBI and T-12th with 12 game-winning RBIs...Was T-2nd in the NL and T-5th in MLB with 45 2-out RBI.

🔥 Had an RBI in 64 of his 134 games, with 38 multi-RBI games...The Cardinals were 48-16 when he drove in a run.

🔥 Posted a 12-game hit streak from 5/27-6/8 (.400, 20-for-50) and also recorded three 9-game hit streaks... Did not go more than 2 games without a hit from Opening Day through 7/24.

🔥 His 37 hits in May tied his single-month high (also August 2012).

🔥 Drove in 26 runs during June, 2nd most in the NL, and his career high in a month.

🔥 Matched a career high with 4-hit games on 6/25 at HOU (4-for-5) and 7/14 at CHI (4-for-5).

🔥 His 50th career HR was his 1st career grand slam on 8/26 vs. CIN, which gave STL an 8-5 lead and eventual win.

🔥 Missed final 22 games of the season and the Division Series and League Championship Series with a left foot sprain, suffered in the 3rd inning on 9/4 at CIN.

**POSTSEASON:** Added to the World Series roster after missing the NLDS and NLCS recovering from a foot injury...Batted .375 (6-for-16) in 6 games...Hit safely in 5 of those contests, including 2 pinch-hits (2-for-2 as PH)...Went 1-for-3 with a single as the DH in Game 1 at Boston, his 1st ML action since 9/4...Walked and singled in Game 2...Hit PH double in the 9th inning of Game 3 and scored the winning run in the 9th after a defensive interference call at 3B awarded him home in the 5-4 walk-off victory...Had a PH single off the bench in the 9th inning of Game 4...Started at 1B in Game 5, going 0-for-3...Singled twice in decisive Game 6 loss.

**2012: Ranked 6th among NL leaders in AVG (.307), 5th in SLG (.522), and T-15th in RBI (92)...Led the Cardinals in SLG despite being limited to 119 games due to 2 trips to the DL.**

🔥 Led MLB with a .400 AVG (50-for-125) with RISP...Finished the season with 92 RBI in 119 games for an NL-leading 5.1 AB/RBI ratio.

🔥 Made 86 starts at 1B, 21 in RF and 5 in LF...Primarily served as the Cards' cleanup hitter.

🔥 Posted a .512 AVG (21-for-41, 2 HR) on the 1st pitch, ranking 6th in the NL.

🔥 Had 17 go-ahead RBI, 3rd most on the Cardinals...Had 8 game-winning RBI.

🔥 Started the season on the DL recovering from off-season knee surgery (fractured right knee cap) and was activated on 5/1 after missing 22 games.

🔥 Appeared in 13 games and went 19-for-51 (.373) with 5 HR and 19 RBI before landing on the DL again on 5/18 (retro to 5/17) with a left hamstring strain...Was activated from the DL on 6/1 after missing 14 games.

🔥 Had 2 multi-HR games, 7/2 vs. COL and 8/7 vs. SF, the 3rd and 4th of his career.

🔥 Became the 1st Cardinal since Jerry Mumphrey on 5/30/77 with 2 2B in an inning on 7/22 vs. CHC (7th).

🔥 Hit safely in a career-high 13 straight games from 8/10-24 (.434, 23-for-53)...Also had a 10-game hit streak from 9/7-16 (.295, 13-for-44).

🔥 In August, was T-3rd in the NL in hits (37), and T-2nd in 2B (10) and runs (22).

🔥 Had his 1st career walk-off hit with an RBI single in the 10th inning on 9/9 vs. MIL.

🔥 Ranked 2nd in the NL with 28 singles and 7 go-ahead RBI in September...Singled in all 4 PA on 9/28 vs. WSH, matching a career-high hit total.

**POSTSEASON:** Had 2 hits at ATL and drove in the Cardinals' 1st run of the Wild Card game...Hit .316 (6-for-19) with 4 BB and 3 RBI in 5 NLDS games vs. WSH...Had 3 hits, including a double and homer, in Game 2 of the Division Series...Hit an RBI double in the 1st inning of Game 3...Had 2 of the club's 3 hits in Game 4... Played in all 7 NLCS games vs. SF, going 3-for-24 (.125)...Played RF in Game 4, LF in Game 6 and 1B in his other 5 starts as STL lost in 7 games.



## Allen Craig, Continued

**2011: In his 1st full ML season, hit .315 (63-for-200) and won the World Series...Appeared in only 75 regular season games (47 starts) due to 2 DL stints, but played in all 15 postseason games.**

- Was on the DL from 4/17-5/2 (strained left groin) and from 6/8-8/10 (right knee contusion).
- Batted .327 in September, hitting 5 of his 11 HR during the month.
- Made appearances at 2B (8 games, all starts), 3B (2 games, both starts), LF (26 games, 19 starts), CF (5 games, all starts), RF (18 games, 13 starts), and 1B (2 games)...Did not commit an error at any of those 6 positions (102 TC).
- Tied for the team lead with 7 pinch-hits (.318, 7-for-22)...Ranked 2nd on the club with 4 RBI as a pinch-hitter.
- Had the 2nd-most HR (11) in the NL for a player with no more than 200 AB.
- His 1st career pinch-hit HR was a 2-run shot off SF's Tim Lincecum on 6/1.
- Tallied first 2 career multi-HR games, 8/17 at PIT and 9/18 at PHI...Set a career high with 4 hits on 8/17 at PIT.
- Had right knee surgery after the season, performed by Dr. Richard Steadman at the Steadman Clinic in Vail, CO.

**POSTSEASON:** Hit .243 (9-for-37) with 3B, 4 HR, 8 RBI, and 8 BB in 15 postseason games, including 8 starts, as the Cardinals won the World Series...Hit 4 HR, including 3 in the WS, tying Albert Pujols' 2011 franchise record...Started all 3 NLDS games in the 3-game sweep of the Phillies (.100, 1-for-10, 3 R, 3B, 4 BB)...Had never hit a triple in 314 career big league AB, but tripled in Game 2 of the NLDS at PHI and scored the winning run...Played in the last 5 games of the NLCS against the Brewers, a 6-game series win (.375, 3-for-8, R, HR, 3 RBI)...Hit solo HR in Game 4 of NLCS at MIL and had a 2-RBI pinch-hit single in Game 6...Played in all 7 games of the World Series against the Rangers, making 4 starts...STL won all 3 World Series games in which he homered (G3, G6, G7)...Had 3 game-winning RBI in the World Series, tying the MLB record for a single Fall Classic (also PIT's Kiki Cuyler in 1925, DET's Hank Greenberg in 1945)...Had a franchise-record 4 go-ahead RBI in the World Series, T-2nd most all time...Recorded an RBI in each of his first 3 World Series AB, the 1st player to accomplish that feat since CWS' Ted Kluszewski in 1959...Notched pinch-hit, go-ahead singles in both Game 1 and Game 2 of the WS...Started in RF in Game 3 and hit a solo HR in his 1st AB...Came off the bench (Holliday injury) to play LF in Game 6 and hit a solo HR off Derek Holland in the bottom of the 8th inning...Started in place of the injured Holliday in WS Game 7 and hit a go-ahead, game-winning solo HR in the 3rd inning, robbed Nelson Cruz of a HR in the top of the 6th inning, and caught the final out of the season, hauling in David Murphy's fly ball at the left field warning track.

**2010: Made his 1st career Opening Day roster and appeared in 44 games over 5 ML stints.**

- Had 3 game-winning RBI, most among Cardinals rookies.
- Made ML debut on 4/8 at CIN as STL's starting RF (0-for-4)...Recorded 1st ML hit on 4/11 at MIL off Carlos Villanueva...Hit his 1st HR off Kyle Kendrick on 7/19 vs. PHI as part of the Cards' 3-HR inning.
- Batted .382 (13-for-34) after last recall of the season on 9/18, with a .647 SLG, 2 HR, and 6 RBI...Hit safely in 8 of his final 12 games with 4 multi-hit performances.
- Also played in 83 games at Triple-A Memphis and had team-leading 81 RBI.
- Tied for the minor league lead with 35 RBI in June for Memphis.

**2009: Named Cardinals Minor League Player of the Year after batting .322 with an organization-best 26 HR and 83 RBI at Triple-A Memphis.**

- Led all STL minor leaguers in hits (152), runs (78), and SLG (.547).
- Ranked 3rd in the Pacific Coast League in total bases (258), and was 4th in AVG, HR, and hits.
- Registered hits in 40 of his last 49 games, batting .402 (76-for-189) with 17 HR and 47 RBI.
- Honored as Cardinals Minor League Player of the Month for July (.392, 10 HR, 26 RBI).
- Led Memphis in AVG, hits, runs, HR, RBI, 2B, OBP, and SLG.
- Missed 14 games from 6/25-7/6 with a sprained left ankle.
- Hit 2-out, pinch-hit, game-tying single in the 9th inning, then scored the go-ahead run at Albuquerque in Game 2 of PCL playoffs.
- Went 2-for-5, HR, 2 RBI in the Triple-A Championship Game, a 5-4 loss to Durham in 11 innings.
- After the season, ranked the No. 7 prospect and best power hitter in the STL organization by *Baseball America*.

**2008: Spent the entire season with Double-A Springfield...Named to the Texas League's mid-and postseason All-Star teams.**

- His 154 hits paced Cardinals farmhands and ranked 3rd in the Texas League...His .304 AVG was 9th best in the TL.
- Hit 22 HR, 5th most in the Texas League.
- Primarily played at 3B (108 games)...His .941 fielding percentage led Texas League 3B, as did his 217 assists...Also played 17 games in LF and 2 at 1B.

**2007: Spent most of the season at High-A Palm Beach and was named to the Florida State League's postseason All-Star team...Also played 7 games for Double-A Springfield.**

- His 224 total bases were 2nd most in the FSL...Finished 3rd in the FSL with a .312 AVG (132-for-423), 21 HR, and a .530 SLG...Ranked 5th in the league with 77 RBI.
- Named MVP of the FSL All-Star Game (2-for-4, 2-run HR)...Participated in the FSL All-Star Game Home Run Derby, finishing 3rd after falling in a tie-breaker to Palm Beach teammate Mark Hamilton.
- Selected as Cardinals Minor League Player of the Month for June (.337 AVG, 33-for-98).

## Allen Craig, Continued

**2006: Began his professional career at Short-A State College, playing mostly 3B (35 games)...Also played 3 games at SS and 1 at 2B.**

👉 Had a 14-game hit streak from 7/14-31 (.365 AVG, 19-for 52).

### Personal

- 👉 Full name: Allen Thomas Craig.
- 👉 Signed by Dane Walker (Cardinals).
- 👉 Married his wife, Marie, 2 weeks after Game 7 of the 2011 World Series...The couple has a daughter, Eden.
- 👉 His hometown of Temecula, CA celebrated "Allen Craig Day" on 1/10/11 following the 2011 World Series win.
- 👉 Graduated from Chaparral (CA) High School in 2002, where he played both baseball and basketball.
- 👉 Attended the University of California at Berkeley...Was named to the Academic First Team All-Pac 10 Team.
- 👉 Played for the 2002 USA Junior National Team in Canada.

### In the Community

Allen signed autographs and posed for pictures with fans during Winter Weekend in January 2015...Took part in the Red Sox Foundation Casino Night during spring training in 2015...Also participated in the Red Sox Foundation's Picnic in the Park in August 2014...Has greeted fans at the gates before home games at Fenway Park in each of the last 2 seasons.

### Allen Craig's Career Record

YEAR	CLUB	AVG	G	AB	R	H	2B	3B	HR	RBI	SH	SF	HB	BB	SO	SB	CS	E
2006	State College	.257	48	175	21	45	13	0	4	29	1	5	7	13	28	0	0	9
2007	Palm Beach	.312	112	423	77	132	25	2	21	77	0	4	6	35	79	8	3	17
	Springfield	.292	7	24	5	7	2	0	3	3	0	0	0	1	6	0	0	2
2008	Springfield	.304	129	506	84	154	30	0	22	85	0	4	10	48	87	2	1	17
2009	Memphis	.322	126	472	78	152	26	1	26	83	0	6	6	37	95	3	0	5
2010	ST. LOUIS	.246	44	114	12	28	7	0	4	18	0	1	0	9	26	0	1	1
	Memphis	.320	83	306	57	98	24	2	14	81	0	6	4	34	59	1	0	5
2011	ST. LOUIS	.315	75	200	33	63	15	0	11	40	1	2	1	15	40	5	0	0
	Springfield	.000	2	6	0	0	0	0	0	1	0	1	0	1	1	0	0	0
	Memphis	.286	10	35	9	10	2	1	1	5	0	0	1	3	3	0	0	0
2012	Palm Beach	.364	3	11	1	4	0	0	1	1	0	0	0	1	2	0	0	0
	Memphis	.353	4	17	3	6	0	0	2	7	0	0	0	0	2	0	0	0
	ST. LOUIS	.307	119	469	76	144	35	0	22	92	0	7	1	37	89	2	1	4
2013	ST. LOUIS	.315	134	508	71	160	29	2	13	97	0	5	10	40	100	2	0	1
2014	ST. LOUIS	.237	97	367	34	87	17	1	7	44	0	2	3	26	77	1	1	0
	BOSTON	.128	29	94	7	12	3	0	1	2	0	0	4	9	36	1	0	0
	Pawtucket	.200	2	5	1	1	0	0	0	2	0	0	0	1	1	0	0	0
2015	BOSTON	.152	36	79	6	12	1	0	1	3	0	0	2	7	26	0	0	0
	Pawtucket	.274	93	343	29	94	14	0	4	30	0	3	4	49	70	0	0	3
<b>Major League Totals</b>		<b>.276</b>	<b>534</b>	<b>1831</b>	<b>239</b>	<b>506</b>	<b>107</b>	<b>3</b>	<b>59</b>	<b>296</b>	<b>1</b>	<b>17</b>	<b>21</b>	<b>143</b>	<b>394</b>	<b>11</b>	<b>3</b>	<b>6</b>
<b>Minor League Totals</b>		<b>.303</b>	<b>619</b>	<b>2323</b>	<b>365</b>	<b>703</b>	<b>136</b>	<b>6</b>	<b>98</b>	<b>404</b>	<b>1</b>	<b>29</b>	<b>38</b>	<b>223</b>	<b>433</b>	<b>14</b>	<b>4</b>	<b>58</b>
<b>Red Sox Totals</b>		<b>.139</b>	<b>65</b>	<b>173</b>	<b>13</b>	<b>24</b>	<b>4</b>	<b>0</b>	<b>2</b>	<b>5</b>	<b>0</b>	<b>0</b>	<b>6</b>	<b>16</b>	<b>62</b>	<b>1</b>	<b>0</b>	<b>0</b>

- 2006 Signed by the St. Louis Cardinals as an eighth-round selection in the June Draft
- 2011 On disabled list with a left groin strain, 4/18-5/1
- 2011 On disabled list with a right knee fracture, 6/8-8/9
- 2012 On disabled list recovering from right knee surgery, 3/26-4/30
- 2012 On disabled list with a left hamstring strain, 5/17-31
- 2014 Acquired by the Boston Red Sox with RHP Joe Kelly in exchange for RHP John Lackey, LHP Corey Littrell, and cash considerations on 7/31
- 2014 On disabled list with a left foot sprain, 8/2-20

### Additional Batting Statistics

YEAR	CLUB	OBP	SLG	OPS	TB	GDP
2010	ST. LOUIS	.298	.412	.711	47	1
2011	ST. LOUIS	.362	.555	.917	111	7
2012	ST. LOUIS	.354	.522	.876	245	15
2013	ST. LOUIS	.373	.457	.830	232	12
2014	ST. LOUIS	.291	.346	.638	127	11
	BOSTON	.234	.191	.425	18	3
2015	BOSTON	.239	.203	.441	16	2
<b>Major League Totals</b>		<b>.333</b>	<b>.435</b>	<b>.768</b>	<b>796</b>	<b>51</b>

### Wild Card Record

YEAR	CLUB	AVG	G	AB	R	H	2B	3B	HR	RBI	SH	SF	HB	BB	SO	SB	CS	E
2012	STL vs. ATL	.500	1	4	1	2	1	0	0	1	0	0	0	0	0	0	0	0

**Division Series Record**

YEAR	CLUB	AVG	G	AB	R	H	2B	3B	HR	RBI	SH	SF	HB	BB	SO	SB	CS	E
2011	STL vs. PHI	.100	3	10	3	1	0	1	0	0	0	0	0	4	4	0	0	0
2012	STL vs. WSH	.316	5	19	2	6	2	0	1	3	0	0	0	4	6	0	0	0
<b>Division Series Totals</b>		<b>.241</b>	<b>8</b>	<b>29</b>	<b>5</b>	<b>7</b>	<b>2</b>	<b>1</b>	<b>1</b>	<b>3</b>	<b>0</b>	<b>0</b>	<b>0</b>	<b>8</b>	<b>10</b>	<b>0</b>	<b>0</b>	<b>0</b>

**League Championship Series Record**

YEAR	CLUB	AVG	G	AB	R	H	2B	3B	HR	RBI	SH	SF	HB	BB	SO	SB	CS	E
2011	STL vs. MIL	.375	5	8	1	3	0	0	1	3	0	0	0	0	1	0	0	0
2012	STL vs. SF	.125	7	24	1	3	1	0	0	2	0	1	1	1	6	0	0	0
<b>LCS Totals</b>		<b>.188</b>	<b>12</b>	<b>32</b>	<b>2</b>	<b>6</b>	<b>1</b>	<b>0</b>	<b>1</b>	<b>5</b>	<b>0</b>	<b>1</b>	<b>1</b>	<b>1</b>	<b>7</b>	<b>0</b>	<b>0</b>	<b>0</b>

**World Series Record**

YEAR	CLUB	AVG	G	AB	R	H	2B	3B	HR	RBI	SH	SF	HB	BB	SO	SB	CS	E
2011	STL vs. TEX	.263	7	19	5	5	0	0	3	5	1	0	1	4	8	0	2	0
2013	STL vs. BOS	.375	6	16	1	6	1	0	0	0	0	0	0	1	2	0	0	0
<b>World Series Totals</b>		<b>.314</b>	<b>13</b>	<b>35</b>	<b>6</b>	<b>11</b>	<b>1</b>	<b>0</b>	<b>3</b>	<b>5</b>	<b>1</b>	<b>0</b>	<b>1</b>	<b>5</b>	<b>10</b>	<b>0</b>	<b>2</b>	<b>0</b>

**All-Star Game Record**

YEAR	CLUB	AVG	G	AB	R	H	2B	3B	HR	RBI	SH	SF	HB	BB	SO	SB	CS	E
2013	NL at NYM	.000	1	1	0	0	0	0	0	0	0	0	0	0	0	0	0	0

**Career Fielding Record**

YEAR	CLUB	POS	PCT.	G	GS	PO	A	E	TC	DP
2010	ST. LOUIS	1B	1.000	5	1	16	1	0	17	2
		2B	-	1	0	0	0	0	0	0
		3B	.000	2	1	0	0	1	1	0
		OF	1.000	34	25	39	1	0	40	0
2011	ST. LOUIS	1B	1.000	2	0	6	0	0	6	0
		2B	1.000	8	8	7	10	0	17	1
		3B	1.000	2	2	0	2	0	2	0
		OF	1.000	48	37	74	3	0	77	0
2012	ST. LOUIS	1B	.995	91	86	761	40	4	805	64
		OF	1.000	30	26	41	1	0	42	0
2013	ST. LOUIS	1B	.999	95	90	780	57	1	838	85
		OF	1.000	46	41	67	1	0	68	1
2014	ST. LOUIS	OF	1.000	74	72	121	3	0	124	0
		1B	1.000	24	22	194	15	0	209	13
		OF	1.000	13	9	20	0	0	20	0
2015	BOSTON	1B	1.000	17	15	131	14	0	145	12
		RF	1.000	9	5	15	0	0	15	0
		LF	1.000	7	4	11	0	0	11	0
		1B	1.000	6	3	29	3	0	32	3
<b>Career Totals</b>		<b>1B</b>	<b>.998</b>	<b>240</b>	<b>217</b>	<b>1917</b>	<b>130</b>	<b>5</b>	<b>2052</b>	<b>179</b>
		<b>2B</b>	<b>1.000</b>	<b>9</b>	<b>8</b>	<b>7</b>	<b>10</b>	<b>0</b>	<b>17</b>	<b>1</b>
		<b>3B</b>	<b>.667</b>	<b>4</b>	<b>3</b>	<b>0</b>	<b>2</b>	<b>1</b>	<b>3</b>	<b>0</b>
		<b>OF</b>	<b>1.000</b>	<b>261</b>	<b>219</b>	<b>388</b>	<b>9</b>	<b>0</b>	<b>397</b>	<b>1</b>

**Career Single-Game Highs**

- HITS** 4, 5 times, last 4/30/14 for STL vs. MIL
- DOUBLES** 2, 8 times, last 4/30/14 for STL vs. MIL
- HOME RUNS** 2, 4 times, last 8/7/12 vs. SF
- RBI** 4, 3 times, last 8/26/13 vs. CIN
- RUNS SCORED** 3, 4 times, last 8/2/13 at CIN
- WALKS** 3, 8/21/12 vs. HOU
- STRIKEOUTS** 4, 2 times, last 9/3/14 for BOS at NYY
- STOLEN BASES** 1, 11 times, last 9/25/14 for BOS vs. TB
- HITTING STREAK** 13, 8/10-24/12
- EJECTIONS** None

**Home Run Notes**

- MULTI-HOME RUN GAMES (4)**
- 2-HOME RUN GAMES (4)**
  - 8/17/11 at PIT
  - 9/18/11 at PHI
  - 7/2/12 vs. COL
  - 8/7/12 vs. SF
- LEADOFF HOME RUNS (0)**
- GRAND SLAMS (1)**
  - 8/26/13 vs. CIN off J.J. Hoover
- PINCH-HIT HOME RUNS (1)**
  - 6/1/11 vs. SF off Tim Lincecum
- EXTRA-INNING HOME RUNS (1)**
  - 8/26/14 for BOS at TOR off Sergio Santos (11th)
- GAME-ENDING HOME RUNS (0)**
- INSIDE-THE-PARK HOME RUNS (0)**



# 75 WILLIAM CUEVAS

RHP



**Bats:** Right • **Throws:** Right • **Height:** 6-2 • **Weight:** 215  
**Opening Day Age:** 25 • **MLB Service:** None  
**Born:** 10/14/1990 in Caracas, VZ  
**Resides:** Aragua, VZ  
**Acquired:** Signed as an international free agent on 7/2/2008  
**Contract Status:** Signed through 2016

## Non-Roster Invitee

### Career Highlights

🔥 Entering the 8th season of his professional career, all in the Red Sox organization...Venezuelan native was signed by the Red Sox as an international free agent in 2008 and spent first 3 minor league seasons (2009-11) in the Dominican Summer League.

🔥 Has averaged 7.5 SO/9.0 IP and 2.6 BB/9.0 IP in his career, including 389 SO in 444.2 IP over his last 4 campaigns (7.9 SO/9.0 IP).

🔥 Has recorded more innings than hits allowed in 6 of his 7 minor league seasons...In the last 2 years, has limited opponents to a .235 AVG (205-for-874).

🔥 Began 2015 with Double-A Portland and named Sea Dogs Pitcher of the Year...Was the Eastern Division's starting pitcher in the 2015 Eastern League All-Star Game.

🔥 Combined with Portland and Triple-A Pawtucket to win 11 games in 2015, tied for most in the Red Sox organization...Had never pitched above High-A prior to the season.

**2015: Combined with Double-A Portland (19 GS) and Triple-A Pawtucket (7 GS) to go 11-7 with a 3.17 ERA (48 ER/136.1 IP), .222 opponent AVG (113-for-510), and 8.5 SO/9.0 IP...Named Portland's Pitcher of the Year...Tabbed an Eastern League mid-season All-Star.**

🔥 Ranked among Red Sox organization leaders in wins (T-1st), SO (2nd, 128), and ERA (4th).

🔥 Held right-handed batters to a .196 AVG (56-for-286).

🔥 Made 7 starts with Portland from 4/25-5/27, going 5-1 with a 2.27 ERA (10 ER/39.2 IP) and .200 opponent AVG (28-for-140) in that span...Matched his career high with 10 SO in 6.1 IP on 5/6 at Binghamton...Gave up only 1 hit in 6.0 IP on 5/27 at Binghamton.

🔥 Did not allow a HR in his first 9 starts with Portland (47.2 IP).

🔥 Recorded a perfect 1st inning as the starting pitcher in the Eastern League All-Star Game on 7/15 at Portland's Hadlock Field.

🔥 Transferred to Pawtucket on 8/5...From the time of his promotion to the end of the season, ranked 6th among Triple-A pitchers in opponent AVG (.195, 29-for-149) and T-7th in strikeouts (37).

🔥 Recorded at least 5.0 IP and allowed 2 ER or fewer in each of his 7 starts with Pawtucket...Won each of his final 3 decisions with the PawSox.

🔥 Following the season, was 1-0 with a 4.07 ERA (11 ER/24.1 IP) in 5 starts for La Guaira of the Venezuelan Winter League.

**2014: Spent the entire season with High-A Salem, ranking among club leaders in appearances (T-4th, 24), IP (3rd, 95.2), and SO (4th, 80).**

🔥 Posted a 3.61 ERA (19 ER/47.1 IP) in 14 games as a reliever compared to a 5.77 ERA (31 ER/48.1 IP) in 10 starts...All but 1 of his relief appearances spanned multiple innings (0.1 IP on 6/4 vs. Frederick).

🔥 Tossed 6.0 innings of 1-hit, shutout ball in a win on 5/7 vs. Wilmington.

🔥 Missed time on the disabled list from 8/4-22 (right forearm strain).

🔥 Made 3 appearances (1 start) from 8/22 through the end of the season (3.12 ERA, 3 ER/8.2 IP).

🔥 Made 1 relief appearance for Salem in the postseason (2 R, 3.1 IP).

🔥 After the season, made 2 relief appearances for La Guaira of the Venezuelan Winter League (5 R, 2.2 IP).

**2013: Matched High-A Salem's team lead in starts (26) and ranked T-2nd in wins (8).**

🔥 Went 4-0 with a 1.13 ERA (3 ER/24.0 IP) and .163 opponent AVG (13-for-80) in day games.

🔥 Earned 3 straight wins from 6/11-23 (1.42 ERA, 3 R/19.0 IP).

🔥 Had a 3.18 ERA (12 ER/34.0 IP) with 29 SO over his last 6 regular season starts from 8/6-9/2.

🔥 Won Game 3 vs. Potomac to clinch the Mills Cup Championship (6.0 IP, 3 R, 2 ER).

## William Cuevas, Continued

**2012: Spent the season at Short-A Lowell, leading the club and placing among New York-Penn League leaders in ERA (2nd, 1.40, 12 ER), wins (T-1st, 8) and SO (3rd, 72)...Also ranked 2nd on the Spinners and T-4th in the NYPL with 77.1 IP.**

- 🔥 Held left-handed batters to a .189 AVG (25-for-132).
- 🔥 Tossed at least 4.0 IP in 13 of his 15 appearances.
- 🔥 Gave up only 4 runs in 33.0 IP as a starter (1.09 ERA).
- 🔥 Did not allow a run over his first 3 appearances of the season from 6/18-27 (11.0 IP)...Went 8-1 in 9 consecutive games with a decision from 7/12-8/27.
- 🔥 Named Red Sox Minor League Pitcher of the Month for July (4-1, 2.18 ERA, 8 ER/33.0 IP, 35 SO).
- 🔥 Gave up 1 hit over 6.2 scoreless IP on 8/22 at Aberdeen.

**2011: Went 3-1 with a 2.19 ERA (12 ER/49.1 IP) in 14 games between the Red Sox' Rookie-level Dominican Summer League and Gulf Coast League affiliates.**

- 🔥 Did not allow an earned run (3 R) in 10.2 IP over 3 appearances in the DSL prior to his transfer to the GCL on 6/20.

**2010: Ranked 2nd on the Dominican Summer League Red Sox with 38 SO and T-3rd with 14 appearances.**

- 🔥 Started his first 6 games of the season, going 0-3 with a 3.71 ERA (11 ER/26.2 IP), before posting a 2-1 record with a save and a 2.54 ERA (8 ER/28.1 IP) in his final 8 games as a reliever.

**2009: Made professional debut with the Dominican Summer League Red Sox...T-3rd on the team with 18 appearances and ranked 3rd among club qualifiers with a 1.14 WHIP.**

William Cuevas

### Personal

- 🔥 Full name: William Enrique Cuevas.
- 🔥 Signed by Craig Shipley and Fernando Veracierto (Red Sox).

### William Cuevas' Career Record

YEAR	CLUB	W-L	ERA	G	GS	CG	SHO	SV	IP	H	R	ER	HR	HB	BB	SO	WP	BK
2009	DSL Red Sox	4-1	3.17	18	0	0	0	3	48.1	44	19	17	1	4	11	36	3	0
2010	DSL Red Sox	2-4	3.11	14	6	0	0	1	55.0	54	22	19	0	2	12	38	7	0
2011	DSL Red Sox	1-0	0.00	3	0	0	0	0	10.2	8	3	0	0	1	1	12	2	0
	GCL Red Sox	2-1	2.79	11	2	0	0	1	38.2	32	16	12	2	1	9	25	8	0
2012	Lowell	8-2	1.40	15	6	0	0	0	77.1	55	12	12	4	0	15	72	3	1
2013	Salem	8-9	5.05	26	26	1	0	0	135.1	139	82	76	13	4	40	109	12	1
2014	Salem	2-6	4.70	24	10	0	0	1	95.2	92	57	50	7	9	32	80	9	1
2015	Portland	8-5	3.40	19	19	0	0	0	95.1	84	43	36	4	3	41	91	9	0
	Pawtucket	3-2	2.63	7	7	0	0	0	41.0	29	12	12	3	1	14	37	1	0
	<b>Minor League Totals</b>	<b>38-30</b>	<b>3.53</b>	<b>137</b>	<b>76</b>	<b>1</b>	<b>0</b>	<b>6</b>	<b>597.1</b>	<b>537</b>	<b>266</b>	<b>234</b>	<b>34</b>	<b>25</b>	<b>175</b>	<b>500</b>	<b>54</b>	<b>3</b>

2008 Signed by the Boston Red Sox as an international free agent on 7/2

# 70 CHRIS DOMINGUEZ

3B



**Bats:** Right • **Throws:** Right • **Height:** 6-4 • **Weight:** 233  
**Opening Day Age:** 29 • **MLB Service:** 55 days  
**Born:** 11/22/1986 in Los Angeles, CA  
**Resides:** Miami, FL  
**Acquired:** Signed as a minor league free agent on 12/15/2015  
**Contract Status:** Signed through 2016

## Non-Roster Invitee

### Career Highlights

- 🔥 Enters his 8th professional season and 1st with the Red Sox organization.
- 🔥 Has played in 22 major league games between the Giants (2014) and Reds (2015)...Homered for his 1st ML hit on 9/21/14 at SD.
- 🔥 Has appeared defensively at the infield and outfield corners in both the majors (7 games in LF, 2 at 1B, 1 at RF, and 1 at 3B) and minors (462 games at 3B, 115 at LF, 98 at 1B, and 52 in RF).
- 🔥 Has hit 100 HR in 785 career minor league games, reaching double digits 5 times...In 2014, combined for 22 HR between Triple-A Fresno (21) and the Giants (1).
- 🔥 Represented the Giants' Single-A Augusta as a member of the South Atlantic League's mid-season and postseason All-Star teams in 2010.

**2015: Made his 1st ML Opening Day roster with Cincinnati and played 14 games over 2 stints with the Reds...Also played 96 games over 2 stints at Triple-A Louisville, leading the team with 19 2B.**

- 🔥 Was hitless in 3 pinch-hit opportunities with the Reds before being optioned to Triple-A Louisville on 4/13.
- 🔥 Finished 2nd on the Bats with 9 HR and 3rd with 36 RBI.
- 🔥 Hit a grand slam and drove in a season-high 5 in a 7-6, 11-inning win on 4/18 vs. Indianapolis.
- 🔥 Homered off Tsuyoshi Wada in the 1st game of his 2nd stint with the Reds on 6/11 at CHC...Over 10 games from 6/11-27, hit .300 (6-for-20) with a 2B, 3B, HR, 3 RBI, and a .900 OPS before returning to Louisville.
- 🔥 Played 45 Triple-A games from 6/29-9/7...Was designated for assignment on 7/26 and sent outright to Louisville on 7/28.
- 🔥 On 9/5 vs. Columbus, tallied his 100th career minor league HR.
- 🔥 Signed with the Red Sox as a minor league free agent on 12/15.

**2014: Played 131 games at Triple-A Fresno, recording career highs with 21 HR (tied) and 21 SB... Played 8 games for the Giants as a September call-up in ML debut.**

- 🔥 Hit .274 (136-for-496) with 66 R, 23 2B, 3 3B, 21 HR, 85 RBI, and 21 SB for Fresno...Became the 5th player in Grizzlies history to tally 20 HR and 20 SB in a season.
- 🔥 Became the 1st Fresno player to record at least 20 2B, 20 HR, 80 RBI, and 20 SB in a single season.
- 🔥 Had 37 multi-hit games with the Grizzlies...From 4/28-5/9, collected multiple hits in 8 of 12 games, going 18-for-51 (.353) with 6 extra-base hits and 13 RBI.
- 🔥 While with Fresno, appeared at RF (39 G), SS (33 G), 3B (32 G), LF (22 G), and 1B (15 G).
- 🔥 Called up to the Giants on 9/1...Made his ML debut on 9/3 at COL.
- 🔥 Homered off Ian Kennedy for his first big league hit on 9/21 at SD.
- 🔥 Played 20 games for Magallanes in the Venezuelan Winter League after the season...Went 24-for-78 (.308) with 8 R, 5 2B, and 4 RBI.

**2013: Spent the season at Triple-A Fresno, finishing 2nd on the team with 65 RBI and 3rd with 15 HR in 132 games.**

- 🔥 Recorded 33 multi-hit games, including 10 games with 3 or more hits.
- 🔥 Hit .319 (75-for-235) with 15 2B, 2 3B, 7 HR, 31 RBI, and a .361 OBP in 67 road games.
- 🔥 When leading off an inning, batted .387 (41-for-106) with a .409 OBP and a .642 SLG.

**2012: Attended Giants Major League Spring Training camp before spending the season at Double-A Richmond and Triple-A Fresno...Was placed on the 7-day DL at Fresno on 7/21, ending his summer season.**

- 🔥 Went 85-for-362 (.235) with 20 2B, 5 HR, and 44 RBI between the 2 clubs.
- 🔥 Entered the season as the top-rated power hitter in the Giants system according to *Baseball America*.

## Chris Dominguez, Continued

👉 Started the season with Richmond, logging 49 Double-A games...Joined Fresno on 5/31 and played 43 games with the Grizzlies.

👉 Finished the season on a 7-game hitting streak prior to a season-ending DL stint beginning 7/21 (left knee injury).

👉 Played 10 games for the Scottsdale Scorpions of the Arizona Fall League following the regular season, hitting .317 (13-for-41) with 6 R, 2 2B, 3 HR, and 8 RBI.

**2011: Split the season between High-A San Jose and Double-A Richmond...Combined to hit .266 (147-for-553) with 32 2B, 18 HR, and 85 RBI.**

👉 Hit .291 (75-for-258) with 22 XBH and an .802 OPS in 63 games at San Jose...Was successful in 8 of 10 SB attempts. Joined Richmond on 6/16 and was 4th among Flying Squirrels with 45 RBI despite playing in only 78 Double-A games...Ranked T-4th on the club with 22 2B and 5th with 7 HR.

👉 Was named Eastern League Player of the Week for 5/20-26, hitting .458 (11-for-24) with 7 2B, 3B, HR, and 8 RBI over 6 games.

👉 Hit the first grand slam in Richmond history on 6/27 vs. Harrisburg, tying the club record with 6 RBI.

**2010: Named a South Atlantic League mid-season and postseason All-Star, leading the league with 101 RBI and finishing 2nd in HR (21) and 5th in hits (152) for Single-A Augusta.**

👉 With 32 2B, 4 3B, and 21 HR, collected a team-leading 255 total bases.

👉 Hit .366 (60-for-164) with 26 XBH and 83 RBI with RISP.

👉 Was the Giants Minor League Player of the Month for May (.274, 34-for-124, 4 HR, 26 RBI, 5 SB).

👉 Won the SAL All-Star Game's Home Run Derby.

👉 Following the regular season, hit .357 (10-for-32) with a .438 OBP and a .500 SLG in 10 games for the Leones de Ponce of the Puerto Rican Winter League.

**2009: Played 9 games with the Rookie-level Arizona League Giants before spending the rest of the season with Short-A Salem-Keizer.**

👉 Combined for a .263 AVG (57-for-217), 39 R, 11 HR, 40 RBI, and 12 SB in 56 games.

👉 Hit .306 (11-for-36) with a .903 OPS in 9 Arizona League games prior to joining Salem-Keizer.

👉 Tied for the Salem-Keizer team lead with 9 HR in 47 games...Drove in 32 and led the team with 11 SB in 13 attempts.

### Personal

👉 Full name: Christopher Omar Dominguez.

👉 Signed by Kevin Christman (Giants).

👉 Attended the University of Louisville...Was named the *Sporting News* 2009 Pre-Season National Player of the Year.

👉 In 64 games as a junior at Louisville, hit .345 with 25 HR, 82 RBI, and a .443 OBP.

👉 Led the 2008 Cape Cod League with 10 HR for Hyannis.

👉 Was drafted twice and elected not to sign before signing with the Giants following the 2009 June Draft...Was selected by the Texas Rangers in the 17th round of the 2005 June Draft and by the Colorado Rockies in the 5th round of the 2008 June Draft.

# Chris Dominguez, Continued

## Chris Dominguez's Career Record

YEAR	CLUB	AVG	G	AB	R	H	2B	3B	HR	RBI	SH	SF	HB	BB	SO	SB	CS	E
2009	AZL Giants	.306	9	36	8	11	2	0	2	8	0	0	1	3	9	1	0	0
	Salem-Keizer	.254	47	181	31	46	5	1	9	32	0	4	4	9	57	11	2	8
2010	Augusta	.272	137	559	85	152	32	4	21	101	0	3	11	35	133	14	7	32
2011	San Jose	.291	63	258	40	75	10	1	11	40	0	2	1	18	73	8	2	13
	Richmond	.244	78	295	35	72	22	2	7	45	0	5	4	9	78	1	5	13
2012	Richmond	.223	49	188	17	42	9	0	2	19	0	1	1	7	50	3	0	4
	Fresno	.247	43	174	15	43	11	0	3	25	0	0	2	2	47	1	2	5
2013	Fresno	.294	132	466	60	137	24	5	15	65	0	2	6	23	112	4	5	16
2014	Fresno	.274	131	496	66	136	23	3	21	85	0	6	4	22	143	21	10	16
	SAN FRANCISCO	.059	8	17	1	1	0	0	1	2	0	0	0	1	4	0	0	0
2015	Louisville	.223	96	296	32	66	19	0	9	36	1	2	6	16	92	5	3	8
	CINCINNATI	.261	14	23	2	6	1	1	1	3	0	0	0	1	12	0	0	0
	<b>Major League Totals</b>	<b>.175</b>	<b>22</b>	<b>40</b>	<b>3</b>	<b>7</b>	<b>1</b>	<b>1</b>	<b>2</b>	<b>5</b>	<b>0</b>	<b>0</b>	<b>0</b>	<b>1</b>	<b>16</b>	<b>0</b>	<b>0</b>	<b>0</b>
	<b>Minor League Totals</b>	<b>.264</b>	<b>785</b>	<b>2949</b>	<b>389</b>	<b>780</b>	<b>157</b>	<b>16</b>	<b>100</b>	<b>456</b>	<b>1</b>	<b>25</b>	<b>40</b>	<b>144</b>	<b>794</b>	<b>69</b>	<b>36</b>	<b>110</b>

- 2005 Selected by the Texas Rangers in the 17th round of the June Draft (did not sign)
- 2008 Selected by the Colorado Rockies in the 5th round of the June Draft (did not sign)
- 2009 Signed by the San Francisco Giants as a 3rd-round selection in the June Draft
- 2015 Signed by the Cincinnati Reds as a minor league free agent on 2/11
- 2015 Signed by the Boston Red Sox as a minor league free agent on 12/15

## Additional Batting Statistics

YEAR	CLUB	OBP	SLG	OPS	TB	GDP
2014	SAN FRANCISCO	.111	.235	.346	4	2
2015	CINCINNATI	.261	.522	.783	12	0
	<b>Major League Totals</b>	<b>.195</b>	<b>.400</b>	<b>.595</b>	<b>16</b>	<b>2</b>

## Career Fielding Record

YEAR	CLUB	POS	PCT.	G	GS	PO	A	E	TC	DP
2014	SAN FRANCISCO	OF	1.000	5	4	12	0	0	12	0
		3B	1.000	1	0	0	0	0	0	0
2015	CINCINNATI	OF	1.000	3	3	5	0	0	5	0
		1B	1.000	2	1	8	0	0	8	0
	<b>Career Totals</b>	<b>OF</b>	<b>1.000</b>	<b>8</b>	<b>7</b>	<b>17</b>	<b>0</b>	<b>0</b>	<b>17</b>	<b>0</b>
		<b>1B</b>	<b>1.000</b>	<b>2</b>	<b>1</b>	<b>8</b>	<b>0</b>	<b>0</b>	<b>8</b>	<b>0</b>
		<b>3B</b>	<b>1.000</b>	<b>1</b>	<b>0</b>	<b>0</b>	<b>0</b>	<b>0</b>	<b>0</b>	<b>0</b>

## Career Single-Game Highs

- HITS** 1, 7 times, last 6/26/15 at NYM
- DOUBLES** 1, 6/16/15 at DET
- HOME RUNS** 1, 2 times, last 6/11/15 at CHC
- RBI** 2, 9/21/14 at SD
- RUNS SCORED** 1, 3 times, last 6/16/15 at DET
- WALKS** 1, 9/21/14 at SD
- STRIKEOUTS** 3, 9/27/14 vs. SD
- STOLEN BASES** None
- HITTING STREAK** 2, 2 times, last 6/16-17/15
- EJECTIONS** None

## Home Run Notes

- MULTI-HOME RUN GAMES (0)**
- LEADOFF HOME RUNS (0)**
- GRAND SLAMS (0)**
- PINCH-HIT HOME RUNS (0)**
- EXTRA-INNING HOME RUNS (0)**
- GAME-ENDING HOME RUNS (0)**
- INSIDE-THE-PARK HOME RUNS (0)**



# 29 ROENIS ELIAS

LHP



**Bats:** Left • **Throws:** Left • **Height:** 6-1 • **Weight:** 204

**Opening Day Age:** 27 • **MLB Service:** 1 year, 112 days

**Born:** 8/1/1988 in Guantanamo, Cuba

**Resides:** Austin, TX

**Acquired:** From Seattle along with RHP Carson Smith in exchange for LHP Wade Miley and RHP Jonathan Aro on 12/7/2015

**Contract Status:** Signed through 2016

## Career Highlights

✦ Entering 1st season in Red Sox organization...Acquired from the Mariners along with RHP Carson Smith last December in exchange for LHP Wade Miley and RHP Jonathan Aro.

✦ Has thrown 279.0 innings over 51 career ML games (49 starts) with the Mariners from 2014-15...Has held opponents to a .247 AVG (257-for-1,042) while posting a 3.97 ERA (123 ER).

✦ Has held left-handed batters to a .218 AVG (50-for-229) and .635 OPS in the majors.

✦ Made 1st Opening Day roster with SEA in 2014 despite never having pitched above Double-A.

✦ Allowed 3 R or fewer in 16 consecutive starts from 7/21/14-5/25/15, posting a 2.42 ERA in that time.

✦ Spent both of his Serie Nacional seasons (2008-09) with his hometown team, Guantanamo...Combined to go 7-10 with a 7.37 ERA (77 ER/94.0 IP) in 39 appearances (18 starts)...Debuted at 19 years old during 2008-09 season.

**2015: Made 22 appearances (20 GS) over 2 stints with SEA...Also made 12 starts with Triple-A Tacoma.**

✦ Allowed 4 ER or more in 9 of his Triple-A starts, but gave up 3 ER or fewer in 15 of his 20 ML starts...Made 11 quality starts with the Mariners.

✦ Made 2 relief appearances with SEA, both scoreless...Tossed 1.0 shutout inning on 8/24 vs. OAK and struck out his only batter faced on 9/18 at TEX.

✦ With SEA, held left-handed batters to a .227 AVG/.299 OBP/.309 SLG line (22-for-97, 8 BB, 34 SO).

✦ Began the season with Tacoma and went 2-0 with an 8.04 ERA (14 ER/15.2 IP) in 3 starts before being recalled by SEA on 4/26.

✦ Went 3-3 with a 2.79 ERA (18 ER/58.0 IP) in his first 9 ML starts from 4/26-6/9...Allowed only 1 run in 3 consecutive outings from 5/14-25 (20.0 IP).

✦ Gave up 4 runs on 5/30 vs. CLE, snapping a streak of 16 consecutive starts allowing 3 runs or fewer (began 7/21/14)...During that streak, was 5-5 with a 2.42 ERA (24 ER/89.1 IP).

✦ Recorded a career-high-tying 10 SO with 0 BB on 6/19 vs. HOU.

✦ Optioned to Tacoma on 7/3 and made 9 more starts before 8/23 recall...Closed out the year with 9 appearances (7 starts) for the Mariners (1-2, 3.86 ERA, 16 ER/37.1 IP).

✦ Posted a 1.59 ERA (3 ER/17.0 IP), 1.00 WHIP, and .143 opponent AVG (8-for-56) from 9/12-28 (4 G, 3 GS).

✦ Allowed only 1 hit and 0 ER in 5.1 IP on 9/12 vs. COL, earning the win.

**2014: Made 1st Opening Day roster and ML debut despite having never pitched above Double-A.**

✦ Was 1 of only 7 ML rookies to win at least 10 games...Also ranked among rookie leaders in starts (3rd, 29), innings (3rd, 163.2), and strikeouts (T-5th, 143).

✦ Became the 7th rookie pitcher in Mariners history to record at least 10 wins in a season, the 1st since John Halama (11) and Freddy Garcia (17) in 1999.

✦ Among Mariners rookie pitchers all-time, ranked 4th in SO, 6th in starts, 7th in wins, and 8th in IP.

✦ Went 4-0 with a 2.23 ERA (10 ER/40.1 IP) and .201 opponent AVG (29-for-144) in 6 daytime starts.

✦ Held left-handed batters to a .212 AVG (28-for-132).

✦ Earned a spot on SEA's Opening Day roster after making his 1st major league spring training appearance as a non-roster invitee.

✦ Made ML debut on 4/3 at OAK, carrying a no-hitter through 4.2 IP (5.0 IP, 2 H, R, 2 BB, 4 SO).

✦ Recorded 10 SO on 5/1 at NYY...Was the 2nd opposing rookie in 45 seasons to strike out 10 or more batters in a Yankee Stadium debut (also Matt Moore, 9/22/11, 11 SO).

✦ Threw a 3-hit shutout on 6/1 vs. DET...Became the 1st Mariners rookie pitcher to throw a shutout since Freddy Garcia on 8/24/99 vs. DET, and the 1st to allow 3 hits or fewer in a shutout since Dave Fleming on 8/25/92 vs. CLE.

✦ Ranked 5th among ML rookies with a 2.31 ERA (13 ER/50.2 IP) after the All-Star break (min. 10 GS)...Allowed 2 ER or fewer in each of his 10 starts after the break.

✦ Optioned to Triple-A Tacoma on 8/7...Earned the win and allowed no hits in his lone appearance with the Rainiers on 8/13 at New Orleans (5.0 IP, BB, 6 SO)...Returned to SEA on 8/18.

✦ Shut down for the season after leaving his start on 9/16 at LAA with a strained flexor bundle in his left elbow.

## Roenis Elias, Continued

### 2013: Spent entire season with SEA's Double-A Jackson affiliate...Named a Southern League mid-season All-Star.

- Ranked 7th in the Southern League in ERA (3.18) and finished 4th among league starters in SO/9.0 IP (8.38).
- Allowed 3 ER or fewer in 19 of 22 starts and never gave up more than 5 ER in a game.
- Held LHB to a .160 AVG/.256 OBP/.236 SLG line (17-for-106, 5 2B, HR).
- Earned a no-decision in his Double-A debut on 4/5 at Jacksonville, despite allowing no hits in 6.0 IP (2 BB, 7 SO).
- Recorded 10 SO and 0 BB in only 5.0 IP on 7/24 at Chattanooga.
- Placed on the DL on 8/19 and missed the remainder of the season after undergoing an appendectomy.
- Following the season, made 3 starts for Lara of the Venezuelan Winter League.

### 2012: Spent entire season with SEA's High-A club in High Desert...Was the 4th pitcher in team history to make at least 25 starts and have an ERA below 4.00 in a season (26 GS, 3.76 ERA)...Named a California League postseason All-Star.

- Had the lowest WHIP in the California League (1.19) and ranked among leaders in ERA (4th) and opponent AVG (2nd, .245)...Among CL starters, had the 2nd-lowest opponent AVG and allowed the 2nd-fewest base runners per 9.0 IP (11.22).
- Led the Mavericks in wins (11) and quality starts (12).
- Held left-handed batters to a .212 AVG (39-for-184) and .259 OBP.
- Recorded 7 quality starts of at least 7.0 IP and 2 of 8.0 IP.
- Recorded a season-high 11 SO against only 1 BB in 7.2 IP on 7/21 at Stockton.
- Threw 6 quality starts in his final 8 outings beginning 7/16 (5-1, 2.34 ERA, 13 ER/50.0 IP).

### 2011: Made U.S. debut, combining to go 5-2, 4.28 ERA (23 ER/48.1 IP) in 11 appearances (8 starts) between the Rookie-level Arizona League Mariners, Rookie-level Pulaski, and Single-A Clinton.

- Made only 1 relief appearance in the AZL before transferring to Pulaski on 7/18...Made 1st start and earned 1st win on 7/29 at Princeton (5.0 IP, 4 H, R)...Transferred to Clinton on 8/1 and spent the remainder of the season there.

## Personal

- Full name: Roenis Lieliebe Elias...Name is pronounced "roh-EN-ees ehL-LEE-us."
- Signed by Ted Heid and Patrick Guerrero (Mariners).
- Married to Vanessa...The couple has a son, Roenis Jr.
- As a native of Guantanamo, Cuba, established residency in Mexico in late 2010 before signing with SEA...Played for Guantanamo in Cuba's major league, Serie Nacional.

## Roenis Elias' Career Record

YEAR	CLUB	W-L	ERA	G	GS	CG	SHO	SV	IP	H	R	ER	HR	HB	BB	SO	WP	BK
2011	AZL Mariners	0-0	0.00	1	0	0	0	0	1.0	1	0	0	0	0	0	0	0	0
	Pulaski	1-0	0.82	3	1	0	0	0	11.0	11	4	1	0	2	3	8	0	0
	Clinton	4-2	5.45	7	7	0	0	0	36.1	41	24	22	7	1	18	33	4	0
2012	High Desert	11-6	3.76	26	26	0	0	0	148.1	136	80	62	19	8	41	128	2	8
2013	Jackson	6-11	3.18	22	22	0	0	0	130.0	112	57	46	9	4	50	121	2	3
2014	SEATTLE	10-12	3.85	29	29	1	1	0	163.2	151	77	70	16	11	64	143	6	4
	Tacoma	1-0	0.00	1	1	0	0	0	5.0	0	0	0	0	0	1	6	0	0
2015	Tacoma	4-2	7.34	12	12	0	0	0	61.1	80	54	50	9	4	18	47	5	3
	SEATTLE	5-8	4.14	22	20	0	0	0	115.1	106	57	53	15	9	44	97	1	1
<b>Major League Totals</b>		<b>15-20</b>	<b>3.97</b>	<b>51</b>	<b>49</b>	<b>1</b>	<b>1</b>	<b>0</b>	<b>279.0</b>	<b>257</b>	<b>134</b>	<b>123</b>	<b>31</b>	<b>20</b>	<b>108</b>	<b>240</b>	<b>7</b>	<b>5</b>
<b>Minor League Totals</b>		<b>27-21</b>	<b>4.15</b>	<b>72</b>	<b>69</b>	<b>0</b>	<b>0</b>	<b>0</b>	<b>393.0</b>	<b>381</b>	<b>219</b>	<b>181</b>	<b>47</b>	<b>19</b>	<b>131</b>	<b>343</b>	<b>13</b>	<b>14</b>

2011 Signed by the Seattle Mariners as an international free agent on 5/3

2015 Acquired by the Boston Red Sox with RHP Carson Smith in exchange for LHP Wade Miley and RHP Jonathan Aro on 12/7

## Career Fielding Record

YEAR	CLUB	POS	PCT.	G	GS	PO	A	E	TC	DP
2014	SEATTLE	P	1.000	29	29	2	22	0	24	2
2015	SEATTLE	P	.929	22	20	0	13	1	14	0
<b>Career Totals</b>		<b>P</b>	<b>.974</b>	<b>51</b>	<b>49</b>	<b>2</b>	<b>35</b>	<b>1</b>	<b>38</b>	<b>2</b>

## Career Single-Game Highs

<b>INNINGS PITCHED</b>	9.0, 6/1/14 vs. DET
<b>STRIKEOUTS</b>	10, 2 times, last 6/19/15 vs. HOU
<b>HITS ALLOWED</b>	9, 2 times, last 8/27/15 at CWS
<b>RUNS ALLOWED</b>	8, 6/14/15 at HOU
<b>WALKS ALLOWED</b>	6, 8/18/14 at PHI
<b>HOME RUNS ALLOWED</b>	2, 5 times, last 9/28/15 vs. HOU
<b>EJECTIONS</b>	None
<b>SCORELESS INNINGS STREAK</b>	10.0, 6/1-7/14

# 51 EDWIN ESCOBAR

LHP



**Bats:** Left • **Throws:** Left • **Height:** 6-2 • **Weight:** 225  
**Opening Day Age:** 23 • **MLB Service:** 86 days  
**Born:** 4/22/1992 in Boyera, VZ  
**Resides:** Barquisimeto, VZ  
**Acquired:** From San Francisco with RHP Heath Hembree in exchange for RHP Jake Peavy and cash on 7/26/2014  
**Contract Status:** Signed through 2016

## Career Highlights

- ✦ Entering his 2nd full season in the Red Sox organization after being acquired from SF via trade on 7/26/14.
- ✦ Missed 1st half of the 2015 season due to left elbow inflammation...Finished out the season with Triple-A Pawtucket starting in mid-June.
- ✦ Began his professional career in the TEX organization after being signed as an international free agent in July 2008...Was traded to SF in exchange for LHP Ben Snyder on 4/1/10.
- ✦ Over his 7-year professional career in the minor leagues, has posted a 2.72 SO/BB ratio (572 SO/210 BB), while averaging 8.46 SO/9.0 IP (608.1 IP).
- ✦ Made his ML debut with the Red Sox in 2014 working as a reliever.
- ✦ Made 8 starts for Triple-A Pawtucket between the regular season and playoffs in 2014 and helped the PawSox to the International League championship...Started for the PawSox in the Triple-A Championship game on 9/16 vs. Omaha (ND).
- ✦ Selected to the World Team roster for the 2014 MLB All-Star Futures Game at MIN.
- ✦ Named to the 2013 California League Mid-Season All-Star Team while pitching for High-A San Jose.
- ✦ Following the 2013 season was named the No. 2 overall prospect in SF's system by *Baseball America*...Was also rated the No. 56 prospect overall by the same publication after the 2013 season.
- ✦ Finished 10th among all full-season Single-A pitchers with 122 SO in 2012 while pitching for Augusta...His 2.96 ERA that season ranked 4th lowest among all SF minor league pitchers.
- 2015: Began the season on the ML disabled list with left elbow inflammation...After a 2-game rehab assignment between Triple-A Pawtucket and Single-A Greenville in mid-June, spent remainder of the year with the PawSox.**
- ✦ Threw 3.0 scoreless IP with 3 SO over a 2-game rehab assignment between Greenville and Pawtucket from 6/9-12...Was activated from the DL and optioned to the PawSox on 6/13.
- ✦ Went 3-3 with a 5.07 ERA (28 ER/49.2 IP) and 24 SO in 19 total games (7 starts) with Pawtucket, including the rehab appearance.
- ✦ After beginning the year in relief, started 6 of his final 7 outings...Went 3-2 with a 3.90 ERA (13 ER/30.0 IP) from the rotation, allowing 1 or 0 ER in 3 of the 6 starts.
- ✦ Earned the win in 3 of his final 4 starts for the PawSox, posting a 3.27 ERA (8 ER/22.0 IP).
- ✦ Made 7 appearances (all starts) for Cardenales de Lara in the Venezuelan Winter League after the season.
- 2014: In his 1st year at the Triple-A level, combined to go 3-10, 4.94 ERA (76 ER/138.1 IP) with 45 BB and 116 SO in 25 starts between Pawtucket and Fresno.**
- ✦ Began the year with Triple-A Fresno in SF's minor league system...Prior to the season was rated the No. 2 overall prospect in their system by *Baseball America*.
- ✦ Finished 3rd on the staff in SO (96) despite making his final appearance for them on 7/21...Held left-handed batters to a .188 AVG (27-for-144) at Fresno.
- ✦ Selected to the World Team roster for the 2014 MLB All-Star Futures Game at MIN...Allowed 1 run on 3 hits in 1.0 inning of work (ND).
- ✦ Acquired by BOS from SF on 7/26 and was optioned to Triple-A Pawtucket...Made 5 starts for the PawSox to close out the regular season and had a 1.80 ERA (5 ER/25.0 IP) over his first 4 starts, going at least 6.0 IP in each outing.
- ✦ Made 3 starts for Pawtucket in the playoffs, going 1-0 with a 2.18 ERA (5 ER/20.2 IP), 2 BB, and 18 SO...Earned the win in Game 1 of the Governors' Cup Finals on 9/9 vs. Durham.
- ✦ Started the Triple-A Championship Game on 9/16 vs. Omaha but did not factor into the decision in the PawSox' 4-2 loss to the Pacific Coast League champions.
- ✦ Had 3 total stints in the majors with the Red Sox, but only appeared in 2 games, both in relief...Was recalled 3 times: 8/10 (did not appear), 8/27, and 9/17.
- ✦ Made his ML debut on 8/27 at TOR, throwing 1.0 scoreless inning in relief.
- ✦ Only appeared in 1 game following his final call-up of the season (9/24 vs. TB – 1.0 IP, ER).

## Edwin Escobar, Continued

**2013: Split the season between High-A San Jose and Double-A Richmond and combined to go 8-8, 2.78 ERA (40 ER, 128.2 IP) with 146 SO in 26 games (24 starts).**

- 👉 Was 1 of 7 San Jose Giants to be named to the California League Mid-Season All-Star Team.
- 👉 Did not allow a run in 4 of his 10 starts with Double-A Richmond.
- 👉 Between both clubs totaled 146 SO compared to 30 BB in 128.2 IP.
- 👉 Posted a 2.16 ERA through the first 5 starts of the season, all no-decisions.
- 👉 Was named CL Pitcher of the Week for the week ending 7/7...Made 2 starts in that span and did not allow an ER in 13.0 IP with 14 SO.
- 👉 Was promoted to Richmond on 7/10...At the time of his promotion, he ranked 3rd in the CL in ERA (2.89) and had posted a 5.41 SO/BB ratio (92 SO/17 BB) in 74.0 IP.
- 👉 Named Eastern League Pitcher of the Week for the week ending 8/4...Threw 7.0-shutout innings against New Hampshire in his only start of the week, allowing 1 hit and retiring 21 of his 22 batters faced.
- 👉 Posted a 16.1-inning scoreless streak over a span of 3 outings, 7/23-8/3.
- 👉 Pitched for Cardenales de Lara in the Venezuelan Winter League after the season...Posted a 3.68 ERA (9 ER, 22.0 IP) in 17 games (2 starts).
- 👉 Named the No. 56 overall prospect in minor league baseball by *Baseball America* after the season.

**2012: Finished with the 3rd-best ERA (2.96) in the South Atlantic League while at Single-A Augusta.**

- 👉 Struck out 122 batters on the season, the 10th-highest total among all full-season Single-A pitchers.
- 👉 His ERA ranked 4th lowest among all SF minor leaguers.
- 👉 Pitched 6.0-plus innings in 14 of his 22 starts, which included 12 quality starts.
- 👉 Posted a 3.77 ERA (24 ER/57.1 IP) in 11 starts prior to the All-Star break and a 2.33 ERA (19 ER/73.1 IP) in 11 starts after.
- 👉 Named SAL Pitcher of the Week for the week ending 8/26...Threw 8.0 scoreless innings with 9 SO on 8/19 vs. Charleston.
- 👉 Selected as a MiLB.com Organization All-Star after the season.
- 👉 Named SF's No. 14 overall prospect by *Baseball America* after the season.

**2011: Split his 1st full year in the SF organization between Single-A Augusta and the Rookie-level Arizona League Giants.**

- 👉 Began the year with Augusta.
- 👉 Was on the DL from 4/24-5/13 with a laceration on his left hand.
- 👉 Spent the remainder of the year with the AZL Giants, appearing in 15 games (12 starts).
- 👉 Pitched for Cardenales de Lara of the Venezuelan Winter League following the season.

**2010: Was traded from TEX to SF on 4/1 and spent the entire season with Single-A Salem-Keizer in the Giants system.**

- 👉 Averaged 9.86 SO/9.0 IP on the season (69 SO/63.0 IP).
- 👉 Named Northwest League Pitcher of the Week for the week ending 8/16 (W, 6.0 IP, 3 H, 0 R, 7 SO).
- 👉 Pitched for Lara in the Venezuelan Winter League after the season...Was 1-0, 2.82 ERA (7 ER/22.1 IP) in 6 games (5 starts).

**2009: Began his professional career with the Rookie-level Arizona League Rangers.**

- 👉 Averaged 9.60 SO/9.0 IP on the season (48 SO/45.0 IP).

### Personal

- 👉 Full name: Edwin Jose Escobar.
- 👉 Signed by Wilmer Becerra and Rafic Saab (Rangers).
- 👉 Married, wife's name is Daiyih Arugo...Has one son, Dominic.
- 👉 Is the cousin of Alcides Escobar, currently with the Royals, and Kelvim Escobar, who played 12 seasons in the majors between TOR and LAA.

## Edwin Escobar, Continued

### In the Community

In January 2015, Edwin interacted with fans at Red Sox Winter Weekend and visited the Jimmy Fund during the Red Sox Rookie Development Program...Attended the Red Sox Foundation Casino Night during spring training in 2015...Also took part in a fan/player photo session and greeted fans at the gates before a 2014 home game.

### Edwin Escobar's Career Record

YEAR	CLUB	W-L	ERA	G	GS	CG	SHO	SV	IP	H	R	ER	HR	HB	BB	SO	WP	BK
2009	AZL Rangers	2-5	5.00	13	12	0	0	0	45.0	53	34	25	1	4	16	48	8	5
2010	Salem-Keizer	2-4	4.86	14	14	0	0	0	63.0	64	40	34	6	3	40	69	7	4
2011	Augusta	1-3	18.00	4	2	0	0	0	6.0	15	15	12	0	1	5	5	1	0
	AZL Giants	2-4	5.09	15	12	0	0	0	46.0	51	30	26	2	5	17	42	3	2
2012	Augusta	7-8	2.96	22	22	0	0	0	130.2	121	57	43	7	7	32	122	10	2
2013	San Jose	3-4	2.89	16	14	0	0	0	74.2	68	33	24	3	1	17	92	0	1
	Richmond	5-4	2.67	10	10	0	0	0	54.0	44	18	16	2	2	13	54	1	0
2014	Fresno	3-8	5.11	20	20	0	0	0	111.0	128	69	63	16	6	37	96	4	2
	Pawtucket	0-2	4.28	5	5	0	0	0	27.1	33	15	13	3	0	8	20	0	0
	BOSTON	0-0	4.50	2	0	0	0	0	2.0	1	1	1	0	1	0	2	0	0
2015	Greenville	0-0	0.00	1	1	0	0	0	1.0	0	0	0	0	0	0	0	0	0
	Pawtucket	3-3	5.07	19	6	0	0	0	49.2	52	29	28	8	2	25	24	0	0
	<b>Major League Totals</b>	<b>0-0</b>	<b>4.50</b>	<b>2</b>	<b>0</b>	<b>0</b>	<b>0</b>	<b>0</b>	<b>608.1</b>	<b>629</b>	<b>340</b>	<b>284</b>	<b>48</b>	<b>31</b>	<b>210</b>	<b>572</b>	<b>34</b>	<b>16</b>
	<b>Minor League Totals</b>	<b>28-45</b>	<b>4.20</b>	<b>139</b>	<b>118</b>	<b>0</b>	<b>0</b>	<b>0</b>	<b>608.1</b>	<b>629</b>	<b>340</b>	<b>284</b>	<b>48</b>	<b>31</b>	<b>210</b>	<b>572</b>	<b>34</b>	<b>16</b>

2008 Signed by the Texas Rangers as an international free agent on 7/2

2010 Acquired by the San Francisco Giants in exchange for LHP Ben Snyder on 4/1

2014 Acquired by the Boston Red Sox along with RHP Heath Hembree in exchange for RHP Jake Peavy and cash considerations on 7/26

2015 On disabled list with left elbow inflammation, 3/29-6/12

### Career Fielding Record

YEAR	CLUB	POS	PCT.	G	GS	PO	A	E	TC	DP
2014	BOSTON	P	---	2	0	0	0	0	0	0

### Career Single-Game Highs

<b>INNINGS PITCHED</b>	1.0, 2 times, 9/24/14 vs. TB
<b>STRIKEOUTS</b>	2, 9/24/14 vs. TB
<b>HITS ALLOWED</b>	1, 9/24/14 vs. TB
<b>RUNS ALLOWED</b>	1, 9/24/14 vs. TB
<b>WALKS ALLOWED</b>	None
<b>HOME RUNS ALLOWED</b>	None
<b>EJECTIONS</b>	None
<b>SCORELESS INNINGS STREAK</b>	1.0, 8/27/14

Edwin  
Escobar

# 10 RYAN HANIGAN

## CATCHER



**Bats:** Right • **Throws:** Right • **Height:** 6-0 • **Weight:** 220  
**Opening Day Age:** 35 • **MLB Service:** 7 years, 77 days  
**Born:** 8/16/1980 in Washington, DC  
**Resides:** Andover, MA  
**Acquired:** From San Diego in exchange for 3B Will Middlebrooks on 12/19/2014  
**Contract Status:** Signed through 2016 (Club option for 2017)

### Career Highlights

- ✦ Entering 2nd year with the Red Sox...Originally signed by the Reds as a non-drafted free agent in 2008 out of the Cape Cod Baseball League...Owns a career .352 OBP in parts of 9 ML seasons with the Reds (2007-13), Rays (2014), and Red Sox (2015).
- ✦ Was traded twice in one day on 12/19/14...First went from the Rays to the Padres in a 3-team deal (also National)...Later in the day, acquired by Boston from San Diego in exchange for 3B Will Middlebrooks.
- ✦ Native of Washington, DC grew up in Andover, MA, where he went to Andover High School and still lives today.
- ✦ Is 1 of only 3 active players with at least 1,500 career PA and more walks than strikeouts (240 BB, 237 SO)...The others are Albert Pujols and Nori Aoki...Has struck out more than once in only 37 of his 520 career games with multiple AB (7%).
- ✦ Owns the best fielding percentage (.995) and 5th-best catcher's ERA (3.70) among active players with at least 500 games behind the plate...Had a catcher's ERA under 4.00 in 5 straight seasons from 2010-14, and committed only 5 errors in 1,584 chances over the last 3 campaigns (.997 fielding pct.).
- ✦ Among active backstops (min. 500 games), ranks 2nd in catcher caught stealing percentage (33%, 105 of 317) behind only Yadier Molina (40%)...Led the majors in caught stealing rate (min. 50 games) in back-to-back seasons in 2012 (49%) and 2013 (46%).
- ✦ Owns a 286-225 record (.560) in his 511 career starts at catcher.
- ✦ Including regular and postseason, has been behind the plate for 26 shutouts over his last 192 starts (14%) dating back to Homer Bailey's no-hitter on 9/28/12.
- ✦ Caught 2 no-hitters, both thrown by Reds RHP Homer Bailey, on 9/28/12 at PIT and 7/2/13 vs. SF...Is 1 of 7 active players to catch multiple no-hitters, along with Carlos Ruiz (4), Wilson Ramos (3), Buster Posey (3), Drew Butera (2), Miguel Montero (2), and A.J. Pierzynski (2).
- ✦ Has 7 games of postseason experience over 3 seasons with the Reds (2010, 2012, 2013).

### 2015: Limited to 54 games in his 1st season with the Red Sox due to a stint on the 60-day DL.

- ✦ Earned the 2015 Unsung Hero Award from the Boston Chapter of the BBWAA.
- ✦ Threw out 9 of 33 (27%) attempted base stealers...The Red Sox went 27-24 in his starts, including 10-6 in his final 16.
- ✦ Among 29 AL catchers with at least 50 games behind the plate, ranked 5th in OBP (.337).
- ✦ Hit .310 with a .389 OBP at home (31-for-100, 5 2B, 2 HR, 10 BB, 3 HBP)...Reached in 27 of 30 games at Fenway.
- ✦ Ranked 2nd in the AL with a .440 OBP vs. LHP and was T-3rd with a .364 AVG vs. LHP (min. 50 PA).
- ✦ Hit .344 with a .500 OBP in day games (11-for-32, 8 BB, 2 HBP).
- ✦ Made 3rd career Opening Day start (also 2012-13 with CIN)...Drew at least 1 BB in each of his first 5 games.
- ✦ Hit his 1st HR as a Red Sox on 4/17 vs. BAL, tying the game at 2-2 in an eventual 3-2 victory.
- ✦ Placed on the 15-day DL on 5/2 with a fractured right hand suffered on 5/1 vs. NYY...On 5/2, underwent successful surgery to fix a metacarpal fracture, performed by Dr. Matthew Leibman at Newton-Wellesley Hospital...Transferred to the 60-day DL on 5/3 and reinstated on 7/2.
- ✦ Hit .211 (4-for-19), 2B, 6 BB in 7 rehab games between Triple-A Pawtucket (3 G) and Double-A Portland (4 G).
- ✦ Reached base 4 times (3-for-3, BB) and drove in 2 runs in a 5-4 win on 7/5 vs. HOU...Also recorded his 100th career CS.
- ✦ Carried a .376 OBP into the All-Star break.

### HIGHEST CAREER FIELDING PERCENTAGE, ACTIVE CATCHERS

1.	Ryan Hanigan	.99549
2.	Chris Iannetta	.99546
3.	Joe Mauer	.99515
<i>(Min. 500 games)</i>		

### ELITE EYE

Only three active players have more career walks than strikeouts (min. 1,500 PA):

Player	BB	SO
Ryan Hanigan	240	237
Nori Aoki	171	169
Albert Pujols	1,165	978

## Ryan Hanigan, Continued

🔥 Hit .329/.363/.447 in a 21-game stretch from 7/21-9/9 (25-for-76, 6 2B, HR, 13 R, 6 RBI), reaching base in 19 of those games and hitting safely in 18...Matched a career high with an 8-game hit streak, 7/21-8/6 (.344, 11-for-32).

### 2014: Appeared in 84 games in his only season with the Rays...Missed time with 2 trips to the DL.

🔥 The Rays went 33-33 (.500) in his 66 starts and 44-52 (.458) otherwise...11 of his 66 starts resulted in shutout wins (17%).

🔥 Hit 5 HR, 1 shy of his career high (6 with CIN in 2011).

🔥 Batted .260 (27-for-104) with a .381 OBP and 4 of his 5 HR at Tropicana Field.

🔥 Averaged a walk every 8.5 PA, 16th best among AL players with at least 250 PA.

🔥 Caught 6 of 36 attempted base stealers (17%).

🔥 Made his 6th Opening Day roster and played 1st game for TB on 4/1 vs. TOR.

🔥 On 4/13 at CIN, the Rays ended the 2nd inning with a 6-2-4-3-2 double play, with Hanigan recording both putouts with tags at the plate (Devin Mesoraco, Zack Cozart).

🔥 3 of his 5 HR and 15 of his 34 RBI came in April...3 HR tied August 2011 for most in any month of his career...15 RBI were a career high for any month and set a club record for a catcher in April.

🔥 Had 22 RBI in his first 32 games through 5/12.

🔥 On 4/19 vs. NYY, recorded the 3rd multi-HR game of his career, 1st since 8/13/11 vs. SD...Also set a career high with 6 RBI, establishing a Rays single-game record for a catcher.

🔥 Spent 5/27-6/10 on the DL with right hamstring tightness, and the team went 1-12 in his absence...Returned to the DL from 7/9-8/25 due to a left oblique strain...Played a total of 6 games over 2 rehab stints, both with High-A Charlotte.

🔥 A 3rd-inning throwing error on 9/10 at NYY ended a career-long streak of 122 consecutive games at catcher without an error (began 5/20/13).

🔥 On 9/12 at TOR, hit a solo HR for the only run in TB's 1-0 win...Became the 1st Rays catcher to catch a shutout and homer in a 1-0 win.

🔥 Was traded twice on 12/19, first going from TB to SD in a 3-team deal (also WSH)...Later that day, was acquired by BOS from SD in exchange for 3B Will Middlebrooks.

### 2013: Limited to 75 games and 66 starts due to injury in final season with CIN.

🔥 Was placed on the DL twice, from 4/20-5/9 with a strained left oblique, and 7/10-8/8 with a sprained left wrist. Threw out 12 of 30 attempted base stealers, a 40% mark which ranked 3rd among ML catchers (min. 50 games) behind STL's Yadier Molina (42%) and LAD's A.J. Ellis (41%).

🔥 Reds pitchers went 39-27 in his starts (.591) and were 51-45 (.531) otherwise.

🔥 Caught Homer Bailey's no-hitter on 7/2 vs. SF, the 2nd time that battery produced a no-hitter (also 9/28/12 at PIT).

🔥 In only 66 starts, caught 10 shutouts (15%).

🔥 Offensively, had more BB than SO for the 6th straight year (29 BB, 27 SO).

🔥 Started his 2nd straight season opener and 12 of the first 17 games before the left oblique injury...Was hitting 3-for-38 (.079) at the time.

🔥 Hit 3-run homers in Reds wins on 5/18 at PHI and 6 days later on 5/24 vs. CHC.

🔥 On 9/8, hit a walk-off RBI double off LAD's Ronald Belisario with 1 out in the bottom of the 9th inning.

🔥 Had 2 hits in the Reds' 3-2, 10-inning win on 9/23 vs. NYM to clinch a postseason berth.

🔥 Acquired by the Rays on 12/3 in a 3-team trade also involving the Diamondbacks...Signed a 3-year extension through 2016 with a club option for 2017.

**POSTSEASON:** Started the Reds' 6-2 loss at PIT in the Wild Card Game.

### 2012: Established career highs in games (112), hits (87), and 2B (14).

🔥 The Reds' 3.04 ERA with him behind the plate was the lowest among ML catchers since LAD's Paul Lo Duca in 2003 (2.73)...It remains the best single-season mark by a Reds catcher as far back as data exists (since 1987).

🔥 CIN went 61-37 in his team-high 98 starts...Caught 11 of the staff's 12 shutouts and 6 of the 9 complete games.

🔥 Threw out 26 of 60 base runners attempting to steal (43%), 2nd best in the majors behind Yadier Molina (46%).

🔥 Was hitting .290 as late as 9/12, but went 4-for-31 (.129) in his last 11 games.

🔥 From 7/6-8/3, the Reds went 21-3 to take over 1st place for good as he batted .302 and caught 4 shutouts.

**POSTSEASON:** Started 4 of the 5 games in the NLDS vs. SF, which the Reds lost, 3-games-to-2...In a 9-0 win in Game 2, recorded 2 hits and 3 RBI.

## Ryan Hanigan, Continued

**2011: Caught a team-high 89 games, despite a season-ending back injury, which sidelined him after 9/15.**

- 👉 Hit 6 HR, his most in any season as a pro.
- 👉 In his last 15 starts prior to the injury, hit .377 (20-for-53), raising his average from .244 to a season-ending .267.
- 👉 Reds pitchers posted a staff-best 3.97 ERA with him catching.
- 👉 Threw out 13 of 47 base runners attempting to steal (28%), including 13 of his last 32 (41%).
- 👉 On 4/3 vs. MIL, recorded 4 hits and 2 HR...Had another 2-HR game and tied his then-career high with 5 RBI on 8/13 vs. SD.
- 👉 Over 3 games from 8/13-19, went 8-for-12 (.667, 2B, 3 HR, 8 RBI)...Was the 1st Reds catcher with at least 8 hits and 8 RBI over a 3-game span since Johnny Bench did it in 1972.
- 👉 Hit a 3-run HR off James Shields on 6/29 at TB to snap a scoreless tie in the 4th inning of a 4-3 Reds win.

**2010: Established career highs in AVG (.300) and RBI (40) as back-up to Ramon Hernandez for the NL Central Division champion Reds.**

- 👉 CIN went 38-20 in his 58 starts.
- 👉 Threw out 30% of attempted base stealers (12 of 40)...Caught 5 of the staff's 9 team shutouts.
- 👉 Reds pitchers posted a 3.36 ERA while he caught.
- 👉 On 5/8 vs. CHC, hit 1st career grand slam off Jason Berg and set a then-career high with 5 RBI.
- 👉 Missed 38 games, 5/29-7/8 with a broken left thumb...Suffered the injury in the 4th inning on 5/28 vs. HOU but remained in the game.
- 👉 Had 1st career pinch-hit HR on 9/1 vs. MIL, a 2-run shot off Todd Coffey in the 7th inning to snap a 1-1 tie.
- 👉 Brought his season AVG from .295 to .300 with a 2-for-3 effort, and a single in his last AB, in his final game of the season on 10/2...Had 8 hits in his last 12 AB to raise his AVG from .280.

**POSTSEASON:** In the NLDS vs. PHI, started behind the plate in Game 2 and entered Game 3 as a defensive replacement...Did not play in Game 1, when Roy Halladay no-hit the Reds.

**2009: In 1st full season in the majors, made a team-high 72 starts behind the plate for the Reds.**

- 👉 Became the club's starting catcher after Ramon Hernandez went on the DL on 7/20.
- 👉 Threw out 19 of 47 (40%) base runners attempting to steal, best among all qualifying ML catchers.
- 👉 Led NL catchers with a .998 fielding percentage (1 error, 539 chances).
- 👉 On 8/13 vs. WSH, snapped an 0-for-20 skid with a solo HR off Collin Balester.
- 👉 Scratched from lineup on 7/25 at CHC and missed 6 games.
- 👉 Missed 15 games with a concussion from 8/25-9/8...Suffered the injury on 8/23 when hit in the mask by a foul tip...Returned to make 8 more starts.

**2008: Spent most of the season at Triple-A Louisville in the Reds' system, where he was a mid-and postseason International League All-Star.**

- 👉 In *Baseball America's* Best Tools Survey, rated the best defensive catcher in the IL.
- 👉 Hit .324 (88-for-272) in 75 games for the Bats prior to promotion to CIN on 8/10 when David Ross was designated for assignment.
- 👉 Started behind the plate in 25 of the Reds' last 44 games, with the team going 14-11 in those starts.
- 👉 Threw out 35% of attempted base stealers (8 of 23).
- 👉 Caught both of the staff's complete games.
- 👉 On 8/20 at CHC, broke up Ted Lilly's no-hit bid with a 2B leading off the 6th inning.

**2007: Spent time at Double-A Chattanooga and Triple-A Louisville before a September call-up.**

- 👉 Played 5 games for the Reds, including 2 starts, both won by CIN.
- 👉 Made ML debut as a pinch-hitter on 9/9 vs. MIL, doubling off Ben Sheets on the 1st pitch he saw.
- 👉 In 101 minor league games, hit a combined .281 (91-for-324) with 19 2B, 3B, 4 HR, and 36 RBI...Combined to throw out 48 of 114 attempted base stealers (42%).
- 👉 Began season with Chattanooga and was a Southern League mid-season All-Star.
- 👉 At the time of his 6/28 promotion to Louisville, ranked 4th in the SL in OBP (.420)...Had reached base safely in 40 of his previous 42 games.
- 👉 After the season, played 17 games for Escogido of the Dominican Winter League.

**2006: Played majority of the season with Double-A Chattanooga...Also had 8 games at Triple-A Louisville.**

- 👉 Was a non-roster invitee to the Reds' Major League Spring Training camp for the 1st time in his career.
- 👉 Hit .237 (33-for-139) in 64 games between the 2 teams.
- 👉 Combined to catch 11 of 26 (42%) attempted base stealers in 32 combined minor league games behind the plate...Also appeared 7 times at 1B and once in LF.
- 👉 Spent time on the Lookouts' 7-day DL from 8/14-23.



## 2005: Hit .321 (107-for-333) in 100 games for Double-A Chattanooga.

- 🔥 Ranked 2nd in the Southern League in AVG and was 3rd in OBP (.418).
- 🔥 Threw out 32% of attempted base stealers (23 of 73)...Played more games at 1B (47) than at C (46) for the only time in his career.
- 🔥 Batted over .300 in every full month of the season: .310 in April, .311 in May, .316 in June, .349 in July, and .333 in August.
- 🔥 After the season, played 13 games for Mesa in the Arizona Fall League.

## 2004: Played at CIN's High-A Potomac affiliate and batted .296 in 119 games, his most in any season as a pro.

- 🔥 Ranked 5th among all Reds minor leaguers and 7th in the Carolina League in AVG.
- 🔥 Was behind the plate for 65 games and also DH'd 53 times.
- 🔥 Had the Carolina League's longest hit streak of the season, a 22-gamer from 7/6-29 (.411, 37-for-90).
- 🔥 Also hit .364 (4-for-11) in 3 playoff games for the Cannons.

## 2003: Selected to play in the Midwest League All-Star Game in 1st full season as a pro.

- 🔥 Spent most of the season with Single-A Dayton, batting .277 with a .363 OBP.
- 🔥 Also appeared in 1 game for Louisville in his Triple-A debut.

## 2002: Began pro career with 6 games for Single-A Dayton after signing with the Reds as a non-drafted free agent on 8/23.

### Personal

- 🔥 Full name: Ryan Michael Hanigan.
- 🔥 Signed by John Brickley (Reds).
- 🔥 Played in the Cape Cod Baseball League in 2002 before signing with the Reds in late August of that year...Batted .292 with 8 RBI in 37 games for Orleans.
- 🔥 Attended Rollins College in Winter Park, FL and completed all core classes toward philosophy degree...Hit .358 in 3 seasons at the school...Rollins went 41-16 during his junior season and advanced to the NCAA Division II playoffs.
- 🔥 Graduated from Andover High School and still lives in Andover, MA...His father, Mike, was an FBI agent in Boston.

### In the Community

In January 2015 and 2016, Ryan interacted with fans at Red Sox Winter Weekend and attended the Boston BB-WAA dinner...Also met Jimmy Fund patients and attended Picnic in the Park in 2015...With CIN, participated in Reds Caravan and was a regular at the annual Redsfest.

### Ryan Hanigan's Career Record

YEAR	CLUB	AVG	G	AB	R	H	2B	3B	HR	RBI	SH	SF	HB	BB	SO	SB	CS	E
2002	Dayton	.273	6	11	1	3	1	0	0	0	0	0	1	2	0	0	0	2
2003	Louisville	.333	1	3	1	1	0	0	0	0	1	0	1	0	1	0	0	0
	Dayton	.277	92	311	43	86	12	0	1	31	1	3	4	40	44	3	4	8
2004	Potomac	.296	119	429	58	127	21	0	5	56	5	9	6	49	51	6	5	7
2005	Chattanooga	.321	100	333	45	107	14	1	4	29	2	0	5	50	41	4	1	6
2006	Louisville	.154	8	13	2	2	0	0	0	1	0	0	0	6	2	0	0	0
	Chattanooga	.246	56	126	17	31	2	0	0	14	0	3	2	19	23	0	0	2
2007	Chattanooga	.299	60	197	30	59	14	1	3	27	2	4	3	41	30	0	2	4
	Louisville	.252	41	127	16	32	5	0	1	9	6	1	2	14	15	0	0	0
	CINCINNATI	.300	5	10	3	3	1	0	0	2	0	0	0	1	2	0	0	0
2008	Louisville	.324	75	272	37	88	14	0	4	35	2	4	8	25	39	1	0	5
	CINCINNATI	.271	31	85	9	23	2	0	2	9	0	0	3	10	9	0	0	1
2009	Louisville	.389	5	18	4	7	2	0	0	2	0	0	0	1	0	0	0	0
	CINCINNATI	.263	90	251	22	66	6	1	3	11	2	1	2	37	31	0	0	1
2010	Louisville	.239	13	46	6	11	3	0	0	2	0	0	2	4	6	0	0	0
	CINCINNATI	.300	70	203	25	61	11	0	5	40	1	2	4	33	21	0	0	4
2011	CINCINNATI	.267	91	266	27	71	6	0	6	31	1	0	2	35	32	0	0	4
2012	CINCINNATI	.274	112	317	25	87	14	0	2	24	4	3	3	44	37	0	0	4
2013	Louisville	.375	3	8	2	3	0	0	0	2	0	0	0	1	1	0	0	1
	CINCINNATI	.198	75	222	17	44	8	0	2	21	2	1	6	29	27	0	1	1
2014	Charlotte	.250	6	20	4	5	0	0	1	2	0	0	2	2	3	0	0	0
	TAMPA BAY	.218	84	225	18	49	9	0	5	34	2	2	3	31	39	1	0	1
2015	BOSTON	.247	54	174	28	43	8	0	2	16	1	1	4	20	39	0	0	3
	Pawtucket	.182	4	11	2	2	0	0	0	0	0	0	0	3	1	0	0	0
	Portland	.250	3	8	0	2	1	0	0	0	0	0	0	3	1	0	0	0
	<b>Major League Totals</b>	<b>.255</b>	<b>612</b>	<b>1753</b>	<b>174</b>	<b>447</b>	<b>65</b>	<b>1</b>	<b>27</b>	<b>188</b>	<b>13</b>	<b>10</b>	<b>27</b>	<b>240</b>	<b>237</b>	<b>1</b>	<b>1</b>	<b>19</b>
	<b>Minor League Totals</b>	<b>.293</b>	<b>592</b>	<b>1933</b>	<b>268</b>	<b>566</b>	<b>89</b>	<b>2</b>	<b>19</b>	<b>210</b>	<b>19</b>	<b>24</b>	<b>35</b>	<b>259</b>	<b>260</b>	<b>14</b>	<b>12</b>	<b>35</b>
	<b>Red Sox Totals</b>	<b>.247</b>	<b>54</b>	<b>174</b>	<b>28</b>	<b>43</b>	<b>8</b>	<b>0</b>	<b>2</b>	<b>16</b>	<b>1</b>	<b>1</b>	<b>4</b>	<b>20</b>	<b>39</b>	<b>0</b>	<b>0</b>	<b>3</b>

Ryan Hanigan

# Ryan Hanigan, Continued

- 2008 Signed by the Cincinnati Reds as a non-drafted free agent on 8/23
- 2009 On disabled list with a concussion, 8/24-9/8
- 2010 On disabled list with a broken left thumb, 5/29-7/8
- 2013 Acquired by the Tampa Bay Rays as part of a 3-team, 5-player trade along with RHP Heath Bell and cash considerations from the Arizona Diamondbacks with Tampa Bay sending RHP Justin Choate and a player to be named later (OF Todd Glaesmann) to Arizona on 12/3
- 2013 On disabled list with strained left oblique, 4/20-5/9
- 2013 On disabled list with a sprained left wrist, 7/10-8/8
- 2014 On disabled list with right hamstring tightness, 5/27-6/10
- 2014 On disabled list with a left oblique strain, 7/9-8/25
- 2014 Acquired by the San Diego Padres as part of a 3-team, 10-player trade along with OF Wil Myers, LHP Jose Castillo, and RHP Gerardo Reyes with San Diego sending C Rene Rivera, RHP Burch Smith, and 1B Jake Bauers to Tampa Bay and RHP Joe Ross and a player to be named later to the Washington Nationals, 12/19
- 2014 Acquired by the Boston Red Sox in exchange for 3B Will Middlebrooks on 12/19
- 2015 On disabled list with a fractured right hand, 5/2-7/1

## Additional Batting Statistics

YEAR	CLUB	OBP	SLG	OPS	TB	GDP
2007	CINCINNATI	.364	.400	.764	4	0
2008	CINCINNATI	.367	.365	.732	31	2
2009	CINCINNATI	.361	.331	.692	83	9
2010	CINCINNATI	.405	.429	.834	87	6
2011	CINCINNATI	.356	.357	.714	95	3
2012	CINCINNATI	.365	.338	.703	107	6
2013	CINCINNATI	.306	.261	.567	58	7
2014	TAMPA BAY	.318	.324	.642	73	6
2015	BOSTON	.337	.328	.664	57	6
<b>Major League Totals</b>		<b>.352</b>	<b>.339</b>	<b>.691</b>	<b>595</b>	<b>45</b>

## Wild Card Record

YEAR	CLUB	AVG	G	AB	R	H	2B	3B	HR	RBI	SH	SF	HB	BB	SO	SB	CS	E
2013	CIN vs. PIT	.000	1	3	0	0	0	0	0	0	0	0	0	0	0	0	0	0

## Division Series Record

YEAR	CLUB	AVG	G	AB	R	H	2B	3B	HR	RBI	SH	SF	HB	BB	SO	SB	CS	E
2010	CIN vs. PHI	.000	2	4	0	0	0	0	0	0	0	0	0	0	0	0	0	0
2012	CIN vs. SF	.200	4	15	3	3	0	0	0	3	0	0	1	0	3	0	0	0
<b>Division Series Totals</b>		<b>.158</b>	<b>6</b>	<b>19</b>	<b>3</b>	<b>3</b>	<b>0</b>	<b>0</b>	<b>0</b>	<b>3</b>	<b>0</b>	<b>0</b>	<b>1</b>	<b>0</b>	<b>3</b>	<b>0</b>	<b>0</b>	<b>0</b>

## Career Fielding Record

YEAR	CLUB	POS	PCT.	G	GS	PO	A	E	TC	DP
2007	CINCINNATI	C	1.000	3	2	16	0	0	16	0
2008	CINCINNATI	C	.995	30	25	186	19	1	206	4
2009	CINCINNATI	C	.998	88	72	494	44	1	539	6
2010	CINCINNATI	C	.991	68	58	436	21	4	461	4
2011	CINCINNATI	C	.993	89	73	541	29	4	574	6
2012	CINCINNATI	C	.995	110	98	781	48	4	833	6
2013	CINCINNATI	C	.998	72	66	538	33	1	572	1
2014	TAMPA BAY	C	.998	79	66	540	32	1	573	5
2015	BOSTON	C	.993	53	51	411	25	3	439	4
<b>Career Totals</b>		<b>C</b>	<b>.996</b>	<b>592</b>	<b>511</b>	<b>3943</b>	<b>251</b>	<b>19</b>	<b>4213</b>	<b>36</b>

## Career Single-Game Highs

- HITS** 4, 2 times, last 8/18/11 at WSH
- DOUBLES** 2, 3 times, last 9/9/15 vs. TOR
- HOME RUNS** 2, 3 times, last 4/19/14 vs. NYY
- RBI** 6, 4/19/14 at NYY
- RUNS SCORED** 3, 4/3/11 vs. MIL
- WALKS** 3, 8/23/12 at PHI
- STRIKEOUTS** 3, 2 times, last 5/14/14 at SEA
- STOLEN BASES** 1, 9/14/14 at TOR
- HITTING STREAK** 8, 3 times, last 7/21-8/6/15
- EJECTIONS** None

## Home Run Notes

**MULTI-HOME RUN GAMES (3)**

**2-HOME RUN GAMES (3)**

- 4/3/11 vs. MIL
- 8/13/11 vs. SD
- 4/19/14 vs. NYY

**LEADOFF HOME RUNS (0)**

**GRAND SLAMS (1)**

- 5/8/10 vs. CHC off Justin Berg

**PINCH-HIT HOME RUNS (1)**

- 9/1/10 vs. MIL off Todd Coffey

**EXTRA-INNING HOME RUNS (0)**

**GAME-ENDING HOME RUNS (0)**

**INSIDE-THE-PARK HOME RUNS (0)**

# 37 HEATH HEMBREE

RHP



**Bats:** Right • **Throws:** Right • **Height:** 6-4 • **Weight:** 210  
**Opening Day Age:** 27 • **MLB Service:** 148 days  
**Born:** 1/13/1989 in Spartanburg, SC  
**Resides:** Cowpens, SC  
**Acquired:** From San Francisco with LHP Edwin Escobar in exchange for RHP Jake Peavy and cash on 7/26/2014  
**Contract Status:** Signed through 2016

## Career Highlights

- ✦ Enters his 3rd season in the Red Sox organization after being acquired from SF via trade on 7/26/14.
- ✦ Made his ML debut with the Giants in 2013...Had spent his entire professional career in the SF system after being selected by the club in the 5th round of the 2010 June Draft.
- ✦ Owns a 3.14 ERA (15 ER/43.0 IP) in 37 career games in the majors, all in relief...As a Red Sox has gone 2-0, 3.82 ERA (15 ER/35.2 IP) in 28 appearances.
- ✦ Debuted with the Red Sox in their 19-inning game on 8/9/14 at LAA...Threw 4.0 scoreless frames, the 15th through the 18th innings, to keep the score tied.
- ✦ Allowed his 1st runs in an ML game on 8/26/14 at TOR, snapping his 11-game scoreless streak to start his ML career (12.2 IP)...Did not allow any runs over the first 9 appearances of his ML career with SF in 2013.
- ✦ Has totaled 115 saves over his minor league career (2010-15), more than any other pitcher in the minor leagues in that span.
- ✦ Over his minor league career has averaged 10.9 SO/9.0 IP (293 SO/241.1 IP) while holding opponents to a .220 AVG (198-for-900).
- ✦ In 2014, appeared in 12 total games for Triple-A Pawtucket between the regular season and playoffs, helping them win the International League championship.
- ✦ Named a Pacific Coast League mid-season All-Star at Triple-A Fresno in both 2014 and 2012...Was selected to the California League Mid-Season All-Star Team in 2011.
- ✦ Set a franchise record with 31 saves for Fresno in 2013...Save total was good for 2nd most in the PCL that year.
- ✦ Recorded 38 saves in 2011, the most among all minor league pitchers...Led the California League with 21 saves despite appearing in only 26 games.
- ✦ Converted 32 consecutive save opportunities from 4/16-8/3/11 between San Jose and Double-A Richmond.
- ✦ Pitched for Scottsdale and was named to the Arizona Fall League's Rising Stars Team in 2012.
- 2015: Split the season between Triple-A Pawtucket and the Red Sox...Appeared in a career-high 22 games for BOS over his 4 stints with the big league club.**
- ✦ Allowed no runs in 17 of his 22 appearances (77%) for the Red Sox...Recalled on 4/26, 5/23, 6/12, and 8/17.
- ✦ Allowed 10 runs (all ER) on the season for the Sox, 6 of which came in his season debut on 4/26 at BAL (1.1 IP, 6 H, 6 ER).
- ✦ For the remainder of the season, posted a 1.50 ERA (4 ER/24.0 IP) with a .218 opponent AVG (19-for-87) and a 1.13 WHIP (8 BB) in 21 ML games...17 of those 21 appearances were scoreless.
- ✦ Held ML opponents to a .200 AVG (4-for-20) with RISP, including only 1 hit in their final 15 AB (.067 AVG).
- ✦ Strung together 10 consecutive ML appearances without issuing a walk from 6/12-9/12 (14.2 IP, 55 BF).
- ✦ Was placed on the DL with right shoulder inflammation on 6/18 (retro to 6/15).
- ✦ Began a rehab appearance with the Rookie-level Gulf Coast League Red Sox on 7/14...Assignment was transferred to Pawtucket, where he made 4 more appearances.
- ✦ Was activated from the DL and optioned to Pawtucket on 6/25.
- ✦ Earned the 1st win of his ML career in the Sox' 13-inning victory on 9/13 at TB.
- ✦ Picked up his only other win of the year on 9/26 vs. BAL.
- ✦ Allowed no runs in 23 of his 29 appearances with Pawtucket.
- ✦ Opened the year with the PawSox and did not allow runs in any of his first 9 games of the season (11.0 IP)...Earned 3 saves and held opponents to a .135 AVG (5-for-37) with 2 BB and 12 SO over that span.
- ✦ Allowed multiple runs in a game only twice and multiple ER just once in his 29 appearances for the PawSox.
- ✦ Averaged 9.1 SO/9.0 IP for Pawtucket (32 SO/31.2 IP)...Held opponents to a .207 AVG (23-for-111) with only 5 XBH (4 2B, 1 HR)...Held LHB to a .208 AVG (10-for-48) and RHB to a .206 AVG (13-for-63).

## Heath Hembree, Continued

### 2014: Spent the beginning of the year in the SF organization and ended it with the Red Sox...Was acquired in the Jake Peavy trade on 7/26.

- 🔥 Combined to go 1-4, 20 saves, 3.71 ERA (19 ER/46.0 IP), and 55 SO in 48 appearances between Triple-A Fresno and Pawtucket...37 of his 48 appearances (77%) were scoreless.
- 🔥 Began the year with Fresno in SF's minor league system...Prior to the season was rated the No. 7 overall prospect in the Giants' system according to *Baseball America*.
- 🔥 Was named a Pacific Coast League mid-season All-Star...Led the Fresno staff in saves (18) and finished 3rd in appearances (41).
- 🔥 Ranked T-2nd among all PCL pitchers in saves...Successfully converted each of his first 12 opportunities.
- 🔥 Opened the season with 9 straight scoreless appearances (9.1 IP) and posted a 2.65 ERA (5 ER/17.0 IP) over his first 19 games...Had a 4.84 ERA (12 ER/22.1 IP) over his final 22 contests.
- 🔥 With Fresno posted a 0.56 ERA (1 ER/16.0 IP) in 17 home games and a 6.17 ERA (16 ER/23.1 IP) in 24 road games.
- 🔥 Acquired by BOS along with LHP Edwin Escobar on 7/26 and was optioned to Pawtucket.
- 🔥 Had 6 scoreless appearances in his 7 games with the PawSox and converted 2 saves in his 3 chances.
- 🔥 Appeared in 5 playoff games for Pawtucket, earning 2 saves while posting a 1.50 ERA (1 ER/6.0 IP).
- 🔥 Recalled on 8/5 for his 1st career stint with the Red Sox.
- 🔥 Made his BOS debut on 8/9 at LAA, throwing 4.0 scoreless innings of relief in the club's 5-4 loss in 19 innings.
- 🔥 Had his career-best 12.2-inning scoreless streak, which began his ML career, snapped after his first 2 games with BOS...The streak, 9/3/13-8/24/14, began with his ML debut in 2013 and included his first 2 appearances with the Red Sox (5.0 IP).

### 2013: Made his ML debut with the Giants, making 9 scoreless appearances out of the bullpen.

- 🔥 Was selected to the ML roster from Fresno on 9/3 and made his big league debut that night at SD, throwing 1.0 scoreless inning with 2 SO.
- 🔥 Held opponents to a .148 AVG (4-for-27) with SF, which included only 1 extra-base hit (double).
- 🔥 Struck out 11 of the 19 right-handed batters he faced.
- 🔥 Set a Grizzlies franchise record with 31 saves (2nd most in the PCL)...The 31 saves came in 36 opportunities.
- 🔥 Appeared in a career-high 63 games between Fresno (54 games) and the Giants (9 games).
- 🔥 Following the season was rated the Giants' No. 7 overall prospect by *Baseball America*.

### 2012: Spent the majority of his 3rd professional season with Fresno, where he was named a PCL mid-season All-Star.

- 🔥 Recorded 15 saves in 17 chances for the Grizzlies.
- 🔥 His 15 saves ranked T-6th among all PCL pitchers and tied for the most on the team with Jean Machi...At the time, 15 saves were tied for 7th most in a single season in club history.
- 🔥 Was on the DL from 7/5-8/7 with a flexor tendon strain in his right elbow...Made 5 scoreless appearances (5.0 IP, 0 hits, 1 BB, 7 SO) with High-A San Jose before rejoining Fresno in late August.
- 🔥 Named a PCL mid-season All-Star, but did not participate due to his stint on the DL.
- 🔥 Earned PCL Pitcher of the Week honors for the week ending 4/30...Recorded 3 saves with no runs or hits allowed in 3 appearances for the week.
- 🔥 Following the season pitched for Scottsdale in the Arizona Fall League and was selected to the AFL Rising Stars Team...Converted both of his 2 save chances and posted a 3.00 ERA (3 ER/9.0 IP) in 9 relief appearances for Scottsdale overall.

### 2011: Combined to go 1-1 with 38 saves, 1.86 ERA (11 ER/53.1 IP) in 54 appearances between High-A San Jose and Double-A Richmond.

- 🔥 Led all of minor league baseball with 38 saves.
- 🔥 Led the California League with 21 saves despite playing only half of the season with San Jose.
- 🔥 Named to the CL Mid-Season All-Star Team.
- 🔥 Promoted to Richmond on 6/16.
- 🔥 Converted 32 consecutive save opportunities between San Jose and Richmond from 4/16-8/3...Posted a 2.00 ERA (8 ER/36.0 IP) with 63 SO over that stretch.
- 🔥 Following the season was named a Topps Single-A All-Star and an MiLB Organization All-Star.

### 2010: Made his professional debut with the Arizona League Giants.

- 🔥 Allowed only 1 run over his 12 appearances and struck out 22 batters without issuing a walk.
- 🔥 Recorded a SO in 11 of his 12 appearances and multiple SO's in 9 of the 12 games...None of his 12 appearances were more than 1.0 inning.

# Heath Hembree, Continued

## Personal

- 🔴 Full name: Richard Heath Hembree.
- 🔴 Signed by Jeremy Cleveland (Giants).
- 🔴 Attended the College of Charleston and Spartanburg Methodist College.

## In the Community

In January 2015 and 2016, Heath interacted with fans at Red Sox Winter Weekend...Participated in a USO Tour with teammate Steven Wright in December 2015, visiting service members and their families in Italy, Djibouti, Afghanistan, Bahrain, and Germany...Greeted fans at the gates and posed for pictures at a selfie station during Fan Appreciation in September 2015...Met Jimmy Fund patients at Fenway Park...During spring training, participated in the Children's Hospital of Southwest Florida Golf Classic and attended the Red Sox Foundation's Casino Night...Visited the Jimmy Fund and painted murals at the Curley K-8 School in Boston during the Red Sox Rookie Development Program in January 2015...In 2014, attended Picnic in the Park, which benefited the Red Sox Foundation...Also participated in the Red Sox Holiday Caravan, visiting the Jimmy Fund, Boston Children's Hospital, Beth Israel Deaconess Medical Center, The Base, Shriner's Hospital, Mass General Hospital for Children, and Spaulding Rehab...Attended Christmas at Fenway, and greeted fans at the gates before a 2014 home game.

Heath Hembree

## Heath Hembree's Career Record

YEAR	CLUB	W-L	ERA	G	GS	CG	SHO	SV	IP	H	R	ER	HR	HB	BB	SO	WP	BK
2010	AZL Giants	0-0	0.82	12	0	0	0	3	11.0	9	1	1	0	0	0	22	0	0
2011	San Jose	0-0	0.73	26	0	0	0	21	24.2	16	2	2	1	1	12	44	2	0
	Richmond	1-1	2.83	28	0	0	0	17	28.2	20	11	9	1	0	13	34	1	0
2012	San Jose	0-0	0.00	5	0	0	0	0	5.0	0	0	0	0	0	1	7	0	0
	Fresno	1-1	4.74	39	0	0	0	15	38.0	29	24	20	2	4	20	36	2	0
2013	Fresno	1-4	4.07	54	0	0	0	36	55.1	54	26	25	7	1	16	63	3	1
	SAN FRANCISCO	0-0	0.00	9	0	0	0	0	7.2	4	0	0	0	0	2	12	0	0
2014	Fresno	1-3	3.89	41	0	0	0	18	39.1	40	18	17	5	2	13	46	2	0
	Pawtucket	0-1	2.70	7	0	0	0	2	6.2	5	2	2	0	0	5	9	0	0
	BOSTON	0-0	4.50	6	0	0	0	0	10.0	11	5	5	1	0	5	6	1	0
2015	Pawtucket	0-5	2.27	29	0	0	0	8	31.2	23	10	8	1	2	10	32	4	0
	GCL Red Sox	0-0	0.00	1	1	0	0	0	1.0	2	0	0	0	0	0	0	0	0
	BOSTON	2-0	3.55	22	0	0	0	0	25.1	25	10	10	5	0	9	15	1	0
<b>Major League Totals</b>		<b>2-0</b>	<b>3.14</b>	<b>37</b>	<b>0</b>	<b>0</b>	<b>0</b>	<b>0</b>	<b>43.0</b>	<b>40</b>	<b>15</b>	<b>15</b>	<b>6</b>	<b>0</b>	<b>16</b>	<b>33</b>	<b>2</b>	<b>0</b>
<b>Minor League Totals</b>		<b>4-15</b>	<b>3.13</b>	<b>242</b>	<b>1</b>	<b>0</b>	<b>0</b>	<b>115</b>	<b>241.1</b>	<b>198</b>	<b>94</b>	<b>84</b>	<b>17</b>	<b>10</b>	<b>90</b>	<b>293</b>	<b>14</b>	<b>1</b>
<b>Red Sox Totals</b>		<b>2-0</b>	<b>3.82</b>	<b>28</b>	<b>0</b>	<b>0</b>	<b>0</b>	<b>0</b>	<b>35.1</b>	<b>36</b>	<b>15</b>	<b>15</b>	<b>6</b>	<b>0</b>	<b>14</b>	<b>21</b>	<b>2</b>	<b>0</b>

- 2010 Signed by the San Francisco Giants as a fifth-round selection in the June Draft
- 2014 Acquired by the Boston Red Sox along with LHP Edwin Escobar in exchange for RHP Jake Peavy and cash on 7/26
- 2015 On disabled list with right shoulder inflammation, 6/15-24

## Career Fielding Record

YEAR	CLUB	POS	PCT.	G	GS	PO	A	E	TC	DP
2013	SAN FRANCISCO	P	---	9	0	0	0	0	0	0
2014	BOSTON	P	1.000	6	0	1	0	0	1	0
2015	BOSTON	P	1.000	22	0	0	1	0	1	0
<b>Career Fielding</b>		<b>P</b>	<b>1.000</b>	<b>37</b>	<b>0</b>	<b>1</b>	<b>1</b>	<b>0</b>	<b>2</b>	<b>0</b>

## Career Single-Game Hits

<b>INNINGS PITCHED</b>	4.0, 8/9/14 at LAA
<b>STRIKEOUTS</b>	3, 2 times, last 9/2/15 vs. NYY
<b>HITS ALLOWED</b>	6, 4/26/15 at BAL
<b>RUNS ALLOWED</b>	6, 4/26/15 at BAL
<b>WALKS ALLOWED</b>	2, 4 times, last 10/1/15 at NYY
<b>HOME RUNS ALLOWED</b>	1, 6 times, 10/1/15 at NYY
<b>WINNING STREAK</b>	2, 9/13/15-present
<b>EJECTIONS</b>	None
<b>SCORELESS INNINGS STREAK</b>	12.2, 9/3/13-8/24/14

# 79 MARCO HERNANDEZ

INF



**Bats:** Left • **Throws:** Right • **Height:** 6-0 • **Weight:** 200  
**Opening Day Age:** 23 • **MLB Service:** None  
**Born:** 9/6/1992 in Santiago, DR  
**Resides:** Moca, DR  
**Acquired:** From the Chicago Cubs on 12/15/2014 to complete 7/30/2014 trade of Felix Doubront  
**Contract Status:** Signed through 2016

## Career Highlights

- 🔥 Entering the 7th season of his professional career, his 2nd in the Red Sox organization...Acquired from CHC in December 2014 to complete the trade of Felix Doubront the previous July...Added to the Red Sox' 40-man roster on 11/20/15.
- 🔥 Following the 2015 season, ranked by *Baseball America* as the Red Sox' 2nd-best middle infield prospect, the club's No. 12 prospect overall.
- 🔥 Dominican Republic native was originally signed by the Chicago Cubs as an international free agent in 2009.
- 🔥 Earned mid-season All-Star honors in 2015 (Eastern League), 2014 (Florida State League), and 2010 (Dominican Summer League).
- 🔥 In his minor league career, has started games at SS (496), 2B (39), 3B (10), and RF (1).
- 🔥 **2015: Combined with Double-A Portland (68 G) and Triple-A Pawtucket (46 G) to hit .305 (141-for-463) with a .454 SLG...Named an Eastern League mid-season All-Star...Led Red Sox minor leaguers in SLG and ranked 2nd in AVG.**
- 🔥 Made 88 starts at SS, 15 at 2B, and 5 at 3B.
- 🔥 Hit .317 vs. LHP (45-for-142) and .299 with a .483 SLG vs. RHP (96-for-321, 20 2B, 6 3B, 9 HR)...Batted .324 with RISP (34-for-105)...Recorded 40 multi-hit games.
- 🔥 Began the season with Portland and played in 8 games before being placed on the DL from 4/19-5/7 (right intercostal strain).
- 🔥 Batted .353 (72-for-204) in his final 47 games with the Sea Dogs...Hit safely in 33 of his final 36 games with Portland beginning 6/5, including in each of his last 13.
- 🔥 Recorded 3 2B on 5/29 at Trenton and again on 6/13 at Bowie...Had 2 hits in 5 straight games from 6/21-25.
- 🔥 Named Red Sox Minor League Defensive Player of the Month for June.
- 🔥 Named MVP of the Eastern League All-Star Game on 7/15 at Hadlock Field as the starting SS and leadoff hitter for the Eastern Division team...Scored the game's 1st run and added a 2-run HR in the 2nd inning... Transferred to Pawtucket the next day on 7/16 and spent the remainder of the season with the PawSox.
- 🔥 Went 4-for-5 with a 2B, HR, 3 R, and 3 RBI on 7/17 at Durham, his 2nd game at Triple-A.
- 🔥 On 8/1 at Buffalo, hit a game-winning, 2-out, 3-run HR in the top of the 9th inning, turning an 8-6 deficit into a 9-8 lead.
- 🔥 Went 18-for-44 (.409) in his final 11 games beginning 8/28, raising his Triple-A AVG from .226 to .271...In his final game of the season on 9/7 vs. Buffalo, went 4-for-5 with a 2B, HR, 4 RBI, and 2 R.
- 🔥 Also played in 42 games for Licey of the Dominican Winter League, batting .257 (37-for-144) with 6 2B and 2 HR...Played primarily SS, but also made 7 appearances at 2B.
- 🔥 Following the season, ranked by *Baseball America* as the Red Sox' 2nd-best middle infield prospect, the club's No. 12 prospect overall.
- 🔥 **2014: Spent entire season with High-A Daytona...Named a Florida State League mid-season All-Star.**
- 🔥 Led the Tortugas in 3B (7) and SB (22) and ranked 2nd in games (122), runs (61), and hits (119)...Made all 122 of his starts at SS.
- 🔥 Hit .328 (42-for-128) with RISP.
- 🔥 Hit .321 (25-for-78) in April (22 G)...Combined in June and July (51 G) to bat .311 (61-for-196)...Had a season-high 11-game hitting streak from 7/20-30 (.405 AVG, 17-for-42, 11 R, 11 RBI).
- 🔥 Following the season, played in 16 games for Licey of the Dominican Winter League.
- 🔥 Acquired by BOS from CHC on 12/15, completing the trade for LHP Felix Doubront from 7/30.

## Marco Hernandez, Continued

**2013: Spent entire season with High-A Kane County in the Cubs' system...Stole a team-high 21 bases in 28 attempts.**

🦉 Provided game's only run at Burlington on 8/15 with a solo HR in the 2nd inning.

**2012: Combined with Single-A Peoria and Short-A Boise to hit .258 (110-for-426).**

🦉 Played his first 43 games with Peoria before transferring to Boise on 5/28.

🦉 Had an 18-game hitting streak from 7/25-8/13 (.347, 26-for-75).

🦉 Hit .357 (25-for-70) with RISP for the Hawks.

**2011: Led the Rookie-level Arizona League Cubs in runs (39), 2B (tied, 16), and RBI (42), and ranked 2nd in games (51), hits (70), and BB (16)...Ranked 3rd in the AZL in hits and 4th in 2B (tied) and RBI.**

🦉 Hit .457 (21-for-46) during an 11-game hitting streak from 6/30-7/14 and .431 (28-for-65) during a 16-game hit streak from 7/22-8/10...Scored at least 1 run in 10 straight games from 7/1-14 (12 R).

🦉 Batted .365 (57-for-156) vs. RHP and .403 (29-for-72) with RISP.

🦉 Hit .306 (11-for-36) in June, .347 (33-for-95) in July, and .329 (26-for-79) in August.

**2010: Combined to hit .286 (73-for-255) in 69 games with the Cubs' DSL teams in his pro debut... Named a DSL mid-season All-Star.**

### Personal

🦉 Full name: Marco Antonio Hernandez.

🦉 Signed by Jose Serra and Jose Estevez (Cubs).

### Marco Hernandez's Career Record

YEAR	CLUB	AVG	G	AB	R	H	2B	3B	HR	RBI	SH	SF	HB	BB	SO	SB	CS	E
2010	DSL Cubs2	.272	23	92	10	25	8	0	0	7	0	0	0	6	6	6	5	9
	DSL Cubs1	.294	46	163	21	48	13	1	1	14	1	2	4	15	21	16	7	7
2011	AZL Cubs	.333	51	210	39	70	16	5	2	42	1	5	1	16	29	9	7	10
	Peoria	.210	43	157	18	33	2	3	2	12	2	3	0	9	40	2	1	10
2012	Boise	.286	67	269	39	77	12	4	5	38	2	2	0	10	36	8	3	22
	Kane County	.254	111	417	45	106	17	3	4	34	4	2	4	16	72	21	7	29
2014	Daytona	.270	122	441	61	119	13	7	3	55	7	6	2	30	90	22	8	29
	Portland	.326	68	282	30	92	21	4	5	31	2	0	1	9	49	4	2	19
2015	Pawtucket	.271	46	181	27	49	9	2	4	22	0	1	0	8	39	1	0	8
	<b>Minor League Totals</b>	<b>.280</b>	<b>577</b>	<b>2212</b>	<b>290</b>	<b>619</b>	<b>111</b>	<b>29</b>	<b>26</b>	<b>255</b>	<b>19</b>	<b>21</b>	<b>12</b>	<b>119</b>	<b>382</b>	<b>89</b>	<b>40</b>	<b>143</b>

2009 Signed by the Chicago Cubs as an international free agent on 7/17

2014 Acquired by the Boston Red Sox from the Chicago Cubs in exchange for LHP Felix Doubront on 12/15

# 12 BROCK HOLT

INF/OF



**Bats:** Left • **Throws:** Right • **Height:** 5-10 • **Weight:** 180

**Opening Day Age:** 27 • **MLB Service:** 2 years, 52 days

**Born:** 6/11/1988 in Fort Worth, TX

**Resides:** Stephenville, TX

**Acquired:** From Pittsburgh as part of a six-player deal on 12/26/2012

**Contract Status:** Signed through 2016

## Career Highlights

- 🔥 Has appeared in 261 games for the Red Sox, 3rd most on the team over the last 3 years (2013-15)...Selected by PIT in the 9th round of the 2009 June Draft and made ML debut with 24 games for the Pirates in 2012.
- 🔥 Made starts at 1B, 2B, 3B, SS, LF, RF, and CF in both 2014 and 2015, the only Red Sox player ever to appear at all 7 of those defensive positions in back-to-back seasons...Prior to 2014, no Red Sox had ever started at each of those 7 positions in a single season.
- 🔥 Was named an AL All-Star in 2015...Was the 1st player to be named an All-Star after appearing at 1B, 2B, 3B, SS, LF, CF, and RF prior to that year's Mid-Summer Classic.
- 🔥 Over the last 2 seasons, leads AL left-handed batters with a .364 OBP vs. LHP and ranks 2nd with a .300 AVG vs. LHP (min. 150 PA).
- 🔥 On 6/16/15 vs. ATL, became the 1st Red Sox player to hit for the cycle since John Valentin on 6/6/96.
- 🔥 Tied the MLB single-game record with 4 doubles on 6/1/14 vs. TB.
- 🔥 Named 2014 Red Sox Rookie of the Year by the Boston Baseball Writers after topping the club (min. 250 PA) with a .281 AVG as the primary leadoff hitter.
- 🔥 Is a .307 hitter with a .372 OBP in parts of 6 minor league campaigns...Won the Eastern League batting title with a .322 AVG for PIT's Double-A Altoona affiliate in 2012.
- 🔥 Was named to his league's mid-season All-Star team in each of his first 4 seasons in the minor leagues: 2011 and 2012 in the Eastern League, 2010 in the Florida State League, and 2009 in the New York-Penn League...Was also an Eastern League postseason All-Star in 2012.
- 🔥 Was the Red Sox nominee for the 2015 Roberto Clemente Award, presented annually to the MLB player who best represents baseball through positive contributions on and off the field, including sportsmanship and community involvement...Also honored as winner of the 2015 Tim Wakefield Award, given by the Boston Baseball Writers to a Red Sox player or individual who best exemplifies the charitable spirit shown by the former pitcher.

### 2015: Represented the Red Sox at the All-Star Game in CIN, his 1st career selection.

- 🔥 Started at 2B (49), 3B (24), RF (20), LF (8), SS (7), 1B (5), and CF (2)...Became the 1st Red Sox to appear at all 7 of those defensive positions in back-to-back seasons (also 2014)...Also started 1 game as the DH.
- 🔥 Led MLB with a .423 AVG with RISP after the All-Star break (22-for-52).
- 🔥 Hit .312 with a .394 OBP vs. LHP (34-for-109, 15 BB), both the highest marks among AL left-handed batters.
- 🔥 Posted a .419 OBP as a 3B, the highest mark in the majors at the position (min. 100 PA)...His .330 AVG (30-for-91) as a 3B led the AL and ranked 3rd in MLB.
- 🔥 Ranked 7th in the majors with a .340 AVG in day games (54-for-159), as well as 13th with a .414 OBP in day games.
- 🔥 Ranked 10th in the majors in Interleague AVG (.377) and OBP (.443), going 23-for-61 against NL opponents.
- 🔥 Hit a game-winning, 2-out, 3-run HR in the 8th inning of the Sox' win at BAL on 4/24.
- 🔥 Reached base in all 5 PA on 4/26 at BAL, going 2-for-2 with 3 BB.
- 🔥 Reached base safely in a career-best 18 consecutive games from 6/5-24...Hit .348 with a .451 OBP and .580 SLG during that stretch (24-for-69, 7 2B, 3 3B, HR, 13 R, 8 RBI, 13 BB).
- 🔥 Hit for the cycle on 6/16 vs. ATL...Doubled in the 1st inning, singled in the 5th, homered in the 7th, and tripled in the 8th...Was the 20th Red Sox with a cycle (21st time), 1st since John Valentin on 6/6/96 vs. CWS... Was the 7th player and 1st Red Sox to hit an Interleague cycle...Joined Hall of Famer Bobby Doerr (1944, 1947) as the only Red Sox ever to hit for the cycle as a 2B...Also joined Leon Culberson (1943) as the only Sox leadoff hitters ever to hit for the cycle (Source: Elias)...Became the 1st Red Sox to complete a cycle with a triple since Fred Lynn on 5/13/80 vs. MIN.
- 🔥 Started at 1B on 6/24 vs. BAL but moved to LF in the 6th inning and to 2B in the 7th...Played at least 3 positions in a single game for the 1st time in his career and became the 1st major leaguer to appear at 1B, 2B, and LF in the same game since Lou Merloni did it on 7/20/04 with CLE.
- 🔥 Made 15 straight starts at 2B from 6/25-7/12.
- 🔥 Ranked 9th in the AL with a .379 OBP before the All-Star break.



## Brock Holt, Continued

Selected to the All-Star Team as an INF by AL manager Ned Yost...In the exhibition on 7/14 in CIN, entered as a pinch-runner in the 7th inning and went on to play LF...Replaced Mike Trout at 1B, stole 2B, and scored on a Manny Machado double...Became only the 3rd player in All-Star Game history to enter as a pinch-runner, steal a base, and score a run, all in the same inning (also George Hendrick in 1975 and Maury Wills in 1962)... Was the 1st player ever to attempt a SB against STL's Yadier Molina in an All-Star Game.

Was the 1st player ever to be named an All-Star after appearing at 1B, 2B, 3B, SS, LF, CF, and RF prior to the All-Star break...The only others to ever play at 7 or more positions at any point during an All-Star season are Cookie Rojas (1965) and Ben Zobrist (2009).

Made his 1st career start as a DH on 10/3 at CLE...Was removed from the game with a left knee contusion after being hit by a pitch in the 7th inning.

### **2014: Led the Red Sox (min. 250 PA) with a .281 AVG in 106 games...Earned Red Sox Rookie of the Year honors from the Boston Baseball Writers.**

Took over as Red Sox leadoff hitter on 5/23 and batted 1st in 93 of Boston's next 94 games before missing time in September...Reached base safely via hit, walk, or HBP in 79 of his team-high 93 games as leadoff hitter (85%).

Started at 7 different defensive positions: 3B (39 games, 37 starts), RF (35 games, 28 starts), SS (12 games, 11 starts), 2B (11 games, 7 starts), CF (10 games, 7 starts), 1B (8 games, 8 starts), and LF (8 games, 7 starts)... Before the season had never played professionally at any position other than 2B, 3B, and SS.

Was the 1st Red Sox player ever to start at 1B, 2B, 3B, SS, LF, RF, and CF in a single season, the only major leaguer to accomplish the feat in 2014...According to Elias, was the 1st ML rookie to do it since Possum Whitted for the 1913 Cardinals.

Topped the team with 12 SB and 5 3B...Ranked 2nd with 68 runs, 4 behind Dustin Pedroia (72)...Boston went 30-24 when he scored.

Placed among AL rookie leaders in AVG (3rd), runs (3rd), multi-hit games (3rd, 36), SB (3rd), hits (5th, 126), total bases (5th, 171), 2B (5th, 23), 3B (T-4th, 5), BB (6th, 33), XBH (7th, 32), OBP (6th, .331), and SLG (9th, .381).

Led the AL (4th in MLB) with a .349 AVG (29-for-83) in close and late situations...Hit .315 (45-for-143) in the 7th inning or later.

Hit .355 (43-for-121) in day games, 2nd best in the AL (min. 100 PA).

Batted .293 (48-for-164) against left-handed pitching, 5th among AL left-handed batters (min. 150 AB vs. LHP).

Began the season with Triple-A Pawtucket, hitting .315 (34-for-108) in 27 games.

Recalled for 1 game on 4/6 (Will Middlebrooks on the DL) but did not play...Optioned back to the PawSox the next day (Ryan Roberts signed).

Recalled on 4/18 and started all 7 games at 3B during his 2nd ML stint of the season (.348, 8-for-23)... Optioned to Triple-A when Middlebrooks returned from the DL on 4/25.

Recalled on 5/17 and played in 99 of the Red Sox' next 100 games through 9/5 (98 starts).

Installed as leadoff hitter on 5/23...From that point through 7/23, led MLB with 77 hits in 54 games.

Hit 1st career HR on 5/31 vs. TB off Jake Odorizzi in the 3rd inning.

Went 4-for-4, 4 2B, BB from the leadoff spot on 6/1 vs. TB, his 1st pro start and appearance at 1B...His 4 2B tied the MLB single-game record for the 1st time since BOS' Victor Martinez on 6/1/10 vs. OAK...Was the 6th Red Sox ever with a 4-2B game...According to Elias, was just the 2nd major leaguer since 1900 to go 4-for-4 or better with 4 doubles from the leadoff spot (also PHI's Denny Sothorn on 6/6/30 vs. CIN, 5-for-5, 4 2B).

Topped the Red Sox with a .322 AVG (38-for-118), 10 2B (T-2nd in AL), and 12 XBH in June.

Hit a walk-off single with 1 out in the 9th inning on 7/9 vs. CWS off Javy Guerra, his 1st career game-ending RBI...Came in his 1st career ML start at SS.

Set a career high in hits by going 5-for-6 on 7/13 at HOU, the first 5-hit game by a Red Sox since Dustin Pedroia went 5-for-5 on 6/24/10 at COL...Hit his 1st career leadoff homer off Brad Peacock.

Was leading club qualifiers with a .327 AVG (84-for-257) at the All-Star break (7th in AL).

Had a career-high 12-game hit streak from 8/6-18 (.302, 16-for-53, 2 2B, 3 RBI, 11 R, 6 BB), the longest by a Red Sox all year and 4th-longest by an AL rookie...His 12 starts during the streak, from beginning to end, came at 3B, RF, CF, CF, RF, CF, 2B, SS, RF, 3B, 2B, RF.

Was held out of Boston's last 21 games of the season beginning 9/6 due to concussion symptoms.

### **2013: Spent most of the season with Triple-A Pawtucket in 1st year in the Red Sox organization... Also appeared in 26 games in 3 ML stints with Boston.**

All 17 starts with BOS were at 3B...Overall, played 20 games at 3B and appeared in 5 games at 2B...Hit safely in 11 of 19 ML games with an AB.

Had a hit in 10 straight starts from 7/7-8/1 (.297, 11-for-37).

Totaled 10 RBI in his first 13 games with the Red Sox through 8/2 after entering the season with 3 RBI in his first 23 career ML games.

Recalled for 1st stint with the Red Sox on 7/6...Hit .290 (9-for-31), 8 RBI in 10 games before 7/20 option back to Pawtucket.

## Brock Holt, Continued

🔥 Returned to BOS on 7/31 the day after Jose Iglesias was traded to DET...Optioned to Triple-A on 8/18 after going 3-for-28 in 12 ML games.

🔥 Appeared in 3 games without a PA after 9/17 recall.

🔥 Spent the majority of the year with Triple-A Pawtucket, with 83 regular season games between 2B (44 G), SS (32 G), and his 1st pro experience at 3B (7 G).

🔥 Hit .290 (65-for-224) in his last 63 games with Pawtucket after going 10-for-67 (.149) in April.

🔥 From 5/1 until his 1st recall on 7/6, batted .315 (45-for-143) with a .381 OBP in 41 games for Pawtucket.

🔥 Hit safely in 15 straight Triple-A games from 5/23-6/8 (.446, 25-for-56)...Matched the longest hit streak by a PawSox all year.

🔥 Hit .171 but led Pawtucket with 5 RBI and 35 AB in the International League playoffs...Delivered game-winning, 2-run, 8th-inning single in Game 1 of the Governors' Cup Finals on 9/10 at Durham.

**2012: Made ML debut with 24 games for the Pirates in September/October after combining for a .344 AVG (164-for-477) between Double-A and Triple-A.**

🔥 His combined .344 AVG ranked 3rd among all minor leaguers with at least 450 AB...Combined to hit .373 (114-for-306) over his last 81 minor league games beginning 6/1, 2nd best among all full-season minor league qualifiers.

🔥 Spent the majority of the season with Double-A Altoona and led Eastern League qualifiers with a .322 AVG (123-for-382)...Was the 5th-hardest EL player to strike out (8.47 PA/SO).

🔥 Named to the EL Mid-Season All-Star Team as a 2B and to the EL's post-season All-Star squad as the utility player.

🔥 Reached safely via hit, walk, or HBP in 25 straight games with Altoona from 5/29-6/26.

🔥 Promoted to Indianapolis on 8/7 and led the International League with a .432 AVG (41-for-95) in 24 games, his 1st career Triple-A action...Had 14 multi-hit games for Indy, including 3 hits 8 times.

🔥 Combined for 104 games at SS and 14 at 2B between the 2 minor league stops.

🔥 Hit .292 (19-for-65) in 24 games for the Pirates in his 1st ML experience after 9/1 selection to PIT.

🔥 Made 14 starts for the Pirates, all at 2B...Also pinch-hit 10 times.

🔥 Appeared in each of the Pirates' first 15 September games overall...His first 11 ML starts came from the leadoff spot...Overall went 16-for-51 (.314) as the leadoff hitter.

🔥 Made ML debut as a pinch-hitter on 9/1 at MIL...Walked and scored in the 8th inning.

🔥 Made 1st career start on 9/2 at MIL and went 2-for-5 with an RBI as the leadoff hitter...Singled off Yovani Gallardo in the 4th inning for his 1st hit...Batted .414 (12-for-29) over his first 8 games with the Pirates through 9/9.

🔥 Collected 4 hits in a 6-2 win on 9/4 vs. HOU, his 4th game with the Bucs...Became the fastest Pirate to tally a 4-hit game since Jack Merson on 9/15/1951.

**2011: Named a mid-season Eastern League All-Star in his 1st Double-A season.**

🔥 Spent the entire year with PIT's Altoona affiliate...Ranked 3rd in the league with 9 3B.

🔥 Topped qualifying Eastern League 2B in fielding pct. (.980)...Split the year between 2B (98 games) and SS (33).

🔥 Named MVP of the Eastern League All-Star Game on 7/13 in New Hampshire...Put the EL West All-Stars ahead with a 2-run HR in the 2nd inning after starting the game at 2B.

🔥 Went 32-for-96 (.333) over his last 28 games of the season beginning 8/5.

🔥 Following the season, played 8 games for Mesa of the Arizona Fall League.

**2010: Tapped a Florida State League mid-season All-Star...Had season cut short due to injury.**

🔥 Appeared in 47 games for High-A Bradenton before tearing the MCL in his left leg on 6/5...Missed the remainder of the season...Ranked 2nd in the FSL with 68 hits and was 3rd with a .351 AVG (194 AB) at the time of his injury.

🔥 Hit leadoff in each of his 46 starts...Led FSL qualifiers with a .383 AVG (23-for-60) in April...Had 15 RBI in 14 April games.

🔥 Had 5 straight multi-hit games from 5/29-6/3, including a 5-for-5 effort on 6/2 vs. Lakeland (DET).

**2009: Made pro debut with 66 games for Short-A State College and was named a New York-Penn League All-Star.**

🔥 Ranked 3rd in the NYPL with 76 hits...Was the 3rd-hardest batter in the league to fan (9.2 PA/SO)...Placed 2nd among Pirates farmhands with a .299 AVG (254 AB).

🔥 Saw time at SS (45 games) and 2B (18 games).

🔥 Hit .351 (39-for-111) in August and September to end the year with a season-high .299 AVG.

## Personal

- 🔴 Full name: Brock Wyatt Holt.
- 🔴 Signed by Trevor Haley (Pirates).
- 🔴 Married to Lakyn.
- 🔴 Hit .348 with 12 HR and 43 RBI in 59 games as a junior at Rice University in 2009, his 1st and only season with the Owls...That year, led team with 67 R, 250 AB, and 11 SB (tied)...Named to All-NCAA Regional Team and All-Silver Glove Trophy Series Team...Served as leadoff hitter in all 57 starts...Hit .375 for the Owls during the NCAA Tournament.
- 🔴 Played as a freshman and sophomore at Navarro College in Texas, where he was a 2-time First-Team All-Texas Eastern Athletic Conference SS...Helped the Bulldogs set a new school record for wins (46) in 2008.
- 🔴 Graduated from Stephenville (TX) High School in 2006...Twice named First-Team All-District 6-4A, as a SS and as a 2B...Was a 4-year varsity letterman.

## In the Community

Brock served as co-captain of the Jimmy Fund in 2015 alongside teammate Pablo Sandoval...Has made multiple visits to the Jimmy Fund, in addition to meeting with its patients during visits to Fort Myers and Fenway Park...Was named the BoSox "Man of the Year" and was the Red Sox nominee for the prestigious Roberto Clemente Award in 2015...Has interacted with fans at each of the Red Sox' two Winter Weekend events...Was involved in several children's events in 2015, visiting a school as part of the Rally Against Cancer Program, speaking at Red Sox Kids Camp, meeting with patients from Boston Children's Hospital during their visits to Fenway Park, speaking to kids as part of the Bank of America Clinic, and talking with Red Sox Kid Nation members at their "press conference"...Also provided a hitting lesson as part of a Picnic in the Park auction experience, participated in the Girls of Summer event, took part in the Ice Bucket Challenge, and attended the Diamond Dinner benefitting the Children's Hospital of Southwest Florida...Prior to a 2015 home game, greeted fans at the gates and posed for pictures at a selfie station as part of Fan Appreciation...Over the past three seasons, has attended multiple events benefitting the Red Sox Foundation, such as Casino Night and Picnic in the Park...Has also participated in the Red Sox Destinations program in each of the last two years...Attended a BoSox Luncheon in 2014...Also attended Red Sox Kids Camps, and Bank of America Youth Day at Fenway Park...Participated in local community outreach, such as visiting Boston Children's Hospital, in conjunction with the 2013 Red Sox Rookie Development Program.

Brock Holt

## Brock Holt's Career Record

YEAR	CLUB	AVG	G	AB	R	H	2B	3B	HR	RBI	SH	SF	HB	BB	SO	SB	CS	E
2009	State College	.299	66	254	45	76	14	3	6	33	0	4	1	26	31	9	0	9
2010	Bradenton	.347	47	194	31	68	12	1	1	27	2	2	2	19	30	6	6	14
2011	Altoona	.288	132	511	62	147	30	9	1	40	6	5	7	50	85	18	10	14
2012	Altoona	.322	102	382	52	123	24	6	2	43	3	3	4	40	51	11	11	23
	PITTSBURGH	.292	24	65	6	19	2	1	0	3	2	1	0	4	14	0	0	4
	Indianapolis	.432	24	95	13	41	7	0	1	7	1	1	0	9	9	5	2	4
2013	BOSTON	.203	26	59	9	12	2	0	0	11	3	3	0	7	4	1	0	2
	Pawtucket	.258	83	291	35	75	6	0	3	24	2	4	2	30	54	8	3	6
2014	Pawtucket	.315	27	108	21	34	8	2	1	7	0	1	4	8	12	7	1	3
	BOSTON	.281	106	449	68	126	23	5	4	29	5	3	2	33	98	12	2	7
2015	BOSTON	.280	129	454	56	127	27	6	2	45	4	2	3	46	97	8	1	9
	<b>Major League Totals</b>	<b>.277</b>	<b>285</b>	<b>1027</b>	<b>139</b>	<b>284</b>	<b>54</b>	<b>12</b>	<b>6</b>	<b>88</b>	<b>14</b>	<b>9</b>	<b>5</b>	<b>90</b>	<b>213</b>	<b>21</b>	<b>3</b>	<b>22</b>
	<b>Minor League Totals</b>	<b>.307</b>	<b>481</b>	<b>1835</b>	<b>259</b>	<b>564</b>	<b>101</b>	<b>21</b>	<b>15</b>	<b>181</b>	<b>13</b>	<b>20</b>	<b>20</b>	<b>182</b>	<b>272</b>	<b>64</b>	<b>33</b>	<b>73</b>
	<b>Red Sox Totals</b>	<b>.275</b>	<b>261</b>	<b>962</b>	<b>133</b>	<b>265</b>	<b>52</b>	<b>11</b>	<b>6</b>	<b>85</b>	<b>12</b>	<b>8</b>	<b>5</b>	<b>86</b>	<b>199</b>	<b>21</b>	<b>3</b>	<b>18</b>

- 2009 Signed by the Pittsburgh Pirates as a ninth-round selection in the June Draft
- 2012 Acquired by the Boston Red Sox with RHP Joel Hanrahan in exchange for RHP Mark Melancon, RHP Stolmy Pimentel, INF Ivan De Jesus, and 1B/OF Jerry Sands on 12/26

## Additional Batting Statistics

YEAR	CLUB	OBP	SLG	OPS	TB	GDP
2012	PITTSBURGH	.329	.354	.683	23	1
2013	BOSTON	.275	.237	.512	14	0
2014	BOSTON	.331	.381	.712	171	7
2015	BOSTON	.349	.379	.727	172	7
	<b>Major League Totals</b>	<b>.335</b>	<b>.370</b>	<b>.705</b>	<b>380</b>	<b>15</b>

## Brock Holt, Continued

### Career Fielding Record

YEAR	CLUB	POS	PCT.	G	GS	PO	A	E	TC	DP
2012	PITTSBURGH	2B	.938	14	14	22	38	4	64	3
2013	BOSTON	2B	1.000	5	0	2	2	0	4	0
		3B	.951	20	17	14	25	2	41	4
2014	BOSTON	1B	.986	8	8	62	9	1	72	15
		2B	1.000	11	7	12	23	0	35	4
		3B	.945	39	37	30	73	6	109	5
		SS	1.000	12	11	14	41	0	55	6
		OF	1.000	44	42	80	1	0	81	0
2015	BOSTON	1B	1.000	8	5	46	3	0	49	6
		2B	.981	58	49	67	137	4	208	32
		3B	.955	33	24	16	47	3	66	2
		SS	.950	11	7	11	27	2	40	7
		OF	1.000	35	30	67	1	0	68	0
	<b>Career Totals</b>	<b>1B</b>	<b>.992</b>	<b>16</b>	<b>13</b>	<b>108</b>	<b>12</b>	<b>1</b>	<b>121</b>	<b>21</b>
		<b>2B</b>	<b>.974</b>	<b>88</b>	<b>70</b>	<b>103</b>	<b>200</b>	<b>8</b>	<b>311</b>	<b>39</b>
		<b>3B</b>	<b>.949</b>	<b>92</b>	<b>78</b>	<b>60</b>	<b>145</b>	<b>11</b>	<b>216</b>	<b>11</b>
		<b>SS</b>	<b>.979</b>	<b>23</b>	<b>18</b>	<b>25</b>	<b>68</b>	<b>2</b>	<b>95</b>	<b>13</b>
		<b>OF</b>	<b>1.000</b>	<b>79</b>	<b>72</b>	<b>147</b>	<b>2</b>	<b>0</b>	<b>149</b>	<b>0</b>

### Career Single-Game Highs

<b>HITS</b>	5, 7/13/14 at HOU
<b>DOUBLES</b>	4, 6/1/14 vs. TB
<b>HOME RUNS</b>	1, 6 times, last 6/16/15 vs. ATL
<b>RBI</b>	3, 3 times, last 8/14/15 vs. SEA
<b>RUNS SCORED</b>	3, 3 times, last 8/16/15 vs. SEA
<b>WALKS</b>	3, 4/26/15 at BAL
<b>STRIKEOUTS</b>	4, 8/9/14 at LAA
<b>STOLEN BASES</b>	2, 8/25/14 at TOR
<b>HITTING STREAK</b>	12, 8/6-18/14
<b>EJECTIONS</b>	None

### Home Run Notes

<b>MULTI-HOME RUN GAMES (0)</b>
<b>LEADOFF HOME RUNS (1)</b> 7/13/14 at HOU off Brad Peacock
<b>GRAND SLAMS (0)</b>
<b>PINCH-HIT HOME RUNS (0)</b>
<b>EXTRA-INNING HOME RUNS (0)</b>
<b>GAME-ENDING HOME RUNS (0)</b>
<b>INSIDE-THE-PARK HOME RUNS (0)</b>

2016  
Red Sox



# 76 WILLIAMS JEREZ

LHP



**Bats:** Left • **Throws:** Left • **Height:** 6-4 • **Weight:** 200  
**Opening Day Age:** 23 • **MLB Service:** None  
**Born:** 5/16/1992 in Santiago, DR  
**Resides:** Brooklyn, NY  
**Acquired:** Selected in the second round of the 2011 June Draft  
**Contract Status:** Signed through 2016

## Career Highlights

✦ Entering the 6th season of his professional career, all in the Red Sox organization, and 1st in Major League Spring Training camp...Added to the 40-man roster on 11/20/15.

✦ Is 9-5 with a 2.63 ERA (36 ER/123.0 IP) and more SO (126) than IP (123.0) since converting from an OF to a pitcher prior to the 2014 season.

✦ Named 2015 Red Sox Minor League Pitcher of the Year after recording 8.7 SO/9.0 IP (86 SO/88.2 IP) between Single-A Greenville, High-A Salem, and Double-A Portland, the highest SO rate in the system among full-season left-handed pitchers (min. 40.0 IP).

✦ Following the 2015 season, ranked by *Baseball America* as the Red Sox' 3rd-best left-handed pitching prospect, the club's No. 19 prospect overall.

✦ Hit .221 in 3 seasons as an OF in the Red Sox system from 2011-13.

**2015: Named Red Sox Minor League Pitcher of the Year in only his 2nd professional season as a pitcher...Combined with Single-A Greenville (14 G), High-A Salem (5 G), and Double-A Portland (22 G) to go 5-3 with 4 saves and a 2.54 ERA (25 ER/88.2 IP) in 41 appearances, all in relief.**

✦ Had never pitched above Short-A prior to 2015.

✦ Fanned 86 batters in 88.2 IP...His 8.7 SO/9.1 IP led left-handed Red Sox farmhands (min. 40.0 IP).

✦ Combined to hold left-handed batters to a .237 AVG and .289 SLG (27-for-114, 6 2B, 11 BB, 32 SO).

✦ Allowed 7 ER in 15.1 IP (4.11 ERA) in his first 6 appearances with Greenville, but posted a 0.75 ERA (2 ER/24.0 IP) in his final 8 outings with the Drive.

✦ Transferred to Salem on 6/4...Allowed only 1 ER in 12.1 IP (0.73 ERA) with Salem before being transferred to Portland on 6/24.

✦ Named Red Sox Minor League Relief Pitcher of the Month for June, combining with the 3 clubs to go 1-0 with a 0.96 ERA in 8 appearances (18.2 IP, 17 H, 2 ER, 8 BB, 19 SO).

✦ Gave up 5 ER in 0.1 IP on 8/9 at Akron, but had a 2.45 ERA (10 ER/36.2 IP) in his other 21 appearances with Portland.

✦ 5 of his final 6 Double-A outings were scoreless (10.0 IP, R, 5 H, 3 BB, 12 SO)...Pitched 2.0 perfect innings on 8/20 at Altoona.

✦ Following the season, ranked by *Baseball America* as the Red Sox' 3rd-best left-handed pitching prospect, the club's No. 19 prospect overall.

**2014: Converted to a pitcher after spending his first 3 professional seasons in the OF...Combined with the GCL Red Sox and Short-A Lowell to go 4-2 with 1 save and a 2.88 ERA (11 ER/34.1 IP) in 14 appearances, all in relief.**

✦ Averaged 10.5 SO/9.0 IP...Did not allow a HR all season.

✦ Compiled a 1.10 ERA (2 ER/16.1 IP) and .172 opponent AVG (10-for-58) in his final 6 games with the GCL Sox.

✦ Transferred to Lowell on 8/12 and spent the remainder of the season with the Spinners.

**2013: Appeared in 38 games for Short-A Lowell and hit .176 (21-for-119)...Posted a .968 fielding percentage (2 E/62 TC) between RF and CF.**

**2012: Hit .241 (20-for-83) in 23 games with Short-A Lowell before being placed on the DL for the remainder of the year on 7/17 (left thumb sprain).**

**2011: Made pro debut with the GCL Red Sox and hit .248 (32-for-129) in 32 games.**

## Personal

✦ Full Name: Williams A. Jerez...Last name is pronounced "her-EZZ."

✦ Signed by Ray Fagnant (Red Sox).

✦ Attended Grand Street Campus (NY) High School...Led New York City's Public School Athletic League with a .692 AVG, 36 hits, .758 OBP, and 1.385 SLG in 2011.

Williams  
Jerez

## Williams Jerez, Continued

### Williams Jerez's Career Pitching Record

YEAR	CLUB	W-L	ERA	G	GS	CG	SHO	SV	IP	H	R	ER	HR	HB	BB	SO	WP	BK
2014	GCL Red Sox	3-1	2.22	9	0	0	0	1	24.1	20	8	6	0	2	5	27	2	2
	Lowell	1-1	4.50	5	0	0	0	0	10.0	13	6	5	0	2	6	13	2	0
2015	Greenville	3-1	2.06	14	0	0	0	3	39.1	43	16	9	3	1	10	43	3	0
	Salem	1-0	0.73	5	0	0	0	0	12.1	11	2	1	0	1	4	12	0	0
	Portland	1-2	3.65	22	0	0	0	1	37.0	34	15	15	2	0	17	31	2	0
<b>Minor League Totals</b>		<b>9-5</b>	<b>2.63</b>	<b>55</b>	<b>0</b>	<b>0</b>	<b>0</b>	<b>5</b>	<b>123.0</b>	<b>121</b>	<b>47</b>	<b>36</b>	<b>5</b>	<b>6</b>	<b>42</b>	<b>126</b>	<b>9</b>	<b>2</b>

### Williams Jerez's Career Batting Record

YEAR	CLUB	AVG	G	AB	R	H	2B	3B	HR	RBI	SH	SF	HB	BB	SO	SB	CS	E
2011	GCL Red Sox	.248	32	129	12	32	2	3	0	12	4	1	1	6	33	5	3	0
2012	Lowell	.241	23	83	6	20	3	0	0	5	0	0	1	3	13	3	1	2
2013	Lowell	.176	38	119	6	21	5	1	0	8	2	0	1	3	23	4	1	2
<b>Minor League Totals</b>		<b>.221</b>	<b>93</b>	<b>331</b>	<b>24</b>	<b>73</b>	<b>10</b>	<b>4</b>	<b>0</b>	<b>25</b>	<b>6</b>	<b>1</b>	<b>3</b>	<b>12</b>	<b>69</b>	<b>12</b>	<b>5</b>	<b>4</b>

2011 Signed by the Boston Red Sox as a second-round selection in the June Draft

2016  
Red Sox



# 61 BRIAN JOHNSON

LHP



**Bats:** Left • **Throws:** Left • **Height:** 6-4 • **Weight:** 235  
**Opening Day Age:** 25 • **MLB Service:** 12 days  
**Born:** 12/7/1990 in Lakeland, FL  
**Resides:** Cocoa Beach, FL  
**Acquired:** Selected in the supplemental round (31st overall) of the 2012 June Draft  
**Contract Status:** Signed through 2016

## Career Highlights

- ✦ Entering 5th professional season and 2nd in Major League Spring Training camp...Was BOS' compensation draft pick for the loss of free agent Jonathan Papelbon.
- ✦ Has 1 game of ML experience, a start for the Red Sox on 7/21/15 at HOU (loss).
- ✦ Is 24-15 with a 2.32 ERA (85 ER/330.1 IP) in 66 minor league outings, all starts...Has held opponents to a .199 AVG.
- ✦ Begins the year as Boston's No. 6 prospect according to *Baseball America*, as well as having the system's best control and best curveball for a 2nd straight season.
- ✦ Is 19-8 with a 2.10 ERA (50 ER/214.0 IP) in 38 combined Double-A and Triple-A outings over the last 2 seasons.
- ✦ Between High-A Salem and Double-A Portland in 2014, had the 2nd-lowest opponent AVG (.197) and the 4th-lowest ERA (2.13) in all of minor league baseball (min. 125.0 IP)...Chosen as Red Sox Minor League Pitcher of the Year and selected to *Baseball America's* Minor League All-Star Second Team and Double-A All-Star Team.
- ✦ Had his 1st professional season cut short after being hit in the face with a line drive while on the mound for Short-A Lowell on 8/18/12...The game took place at Fenway Park.
- 2015: Made ML debut with 1 start for the Red Sox on 7/21 at HOU...Spent the majority of the season making 18 starts with Triple-A Pawtucket, but did not pitch after 8/2 due to left elbow tightness.**
- ✦ Recalled for 1st career ML stint on 7/11...Started on 7/21 at HOU and held the Astros to 1 run on 1 hit through the first 4.0 IP...Left the game having allowed 4 ER, 3 H, and 4 BB in 4.1 IP, suffering the loss.
- ✦ Was selected to the International League Mid-Season All-Star Team.
- ✦ Led PawSox with 9 wins in 18 starts...Paced the team with a 2.53 ERA (27 ER/96.0 IP), a 1.10 WHIP, and 8.4 SO/9.0 IP (min. 55.0 IP).
- ✦ In 9 Triple-A starts at home, posted a 2.04 ERA (12 ER/53.0 IP) with a 0.91 WHIP and a .162 opponent AVG.
- ✦ Allowed 1 or no ER in 13 of 18 starts with the PawSox, including 7 of his first 8, 4/9-5/19 (1.13 ERA, 5 ER/39.2 IP).
- ✦ Was Pawtucket's Opening Day starter on 4/9 at Lehigh Valley (W, 5.0 IP, 0 R, 4 H, 6 SO).
- ✦ Tossed the lone PawSox shutout of the season, 2-hitting Buffalo in a 1-0, 7.0-IP victory on 4/21...Named International League Pitcher of the Week for 4/20-26.
- ✦ 16 of his 18 Triple-A starts came before his 7/11 call-up...On 7/22, returned to the PawSox for 2 more starts, allowing 1 ER in 10.1 IP with 9 SO (0.87 ERA).
- ✦ Was placed on the minor league DL with left elbow tightness on 8/3 and missed the remainder of the season.
- ✦ After the season, named to *Baseball America's* Triple-A All-Star Team and ranked by *BA* as the No. 6 prospect in the Red Sox system, the top LHP.
- 2014: Named Red Sox Minor League Pitcher of the Year and earned a spot on both *Baseball America's* Minor League All-Star Second Team and Double-A All-Star Team...Combined to go 13-3 with a 2.13 ERA (34 ER/143.2 IP) in 25 starts between High-A Salem and Double-A Portland.**
- ✦ Among all minor league pitchers with at least 125.0 IP, ranked 2nd in opponent AVG (.197), 3rd in WHIP (0.97), and 4th in ERA.
- ✦ Posted the best ERA among qualifying Red Sox farmhands and also ranked among organizational leaders in wins (3rd) and SO (2nd).
- ✦ Began the year with Salem and made 5 starts...Did not allow a run over his last 2 starts (12.0 IP) before 5/2 promotion to Portland for Double-A debut.
- ✦ Remained with the Sea Dogs for the duration of the regular season and was named an Eastern League mid-season All-Star...Overall, led the EL in ERA (1.75), WHIP (0.93), and opponent AVG (.189).
- ✦ Permitted more than 2 ER in only 1 of his 20 regular season starts with Portland.
- ✦ Allowed only 11 ER over his first 10 Double-A starts between May and June (1.67 ERA, 59.1 IP).
- ✦ Named Red Sox Minor League Pitcher of the Month for June (4-0, 1.13 ERA, 4 starts).
- ✦ In 7 starts after the All-Star break, allowed only 3 ER and 18 hits in 46.1 IP...During that stretch, which began 7/12, had the best opponent AVG in the minors (.118) and the 2nd-best ERA (0.58) and WHIP (0.64).

## Brian Johnson, Continued

👉 Allowed 1 hit over 7.0 IP in back-to-back outings on 7/25 at New Hampshire (0 R, career-high 12 SO) and 7/30 vs. Reading (1 R)...Also permitted 1 hit over 7.0 IP on 8/23 at New Hampshire (1 R, 10 SO).

👉 Started one playoff game each for Portland and then Pawtucket in his Triple-A debut, combining for a 2.77 postseason ERA (4 ER/13.0 IP).

👉 Following the season, named the Red Sox' No. 5 prospect by *Baseball America* and as having the best control and best curveball among BOS farmhands...Also named the No. 9 prospect in the EL after the season and the No. 82 prospect in baseball.

**2013: Combined for a 2.54 ERA (24 ER/85.0 IP) between the Rookie-level Gulf Coast League Red Sox (2 starts), Single-A Greenville (15 starts), and High-A Salem (2 starts).**

👉 Started the year in Greenville, where he had 69 SO in 69.0 IP and a 2.87 ERA (22 ER).

👉 Allowed only 50 hits in 69.0 IP with the Drive for a .197 opponent AVG that ranked 5th in the South Atlantic League (min. 60.0 IP).

👉 Posted a 2.02 ERA (11 ER/45.0 IP) and 0.93 WHIP in 9 starts from 5/20-8/19.

👉 Went on the DL (left biceps tendinitis) from 6/4-7/20 and had a 2-start rehab stint in the GCL (5.0 IP, 1 H, 0 R).

👉 After 8/24 promotion to Salem, held opponents to 2 runs in 11.0 IP in 2 regular season starts (1.64 ERA).

👉 Started Game 2 of the Mills Cup Semifinals at Myrtle Beach en route to Salem's championship (4.0 IP, 3 R, 2 ER).

👉 Following the season, ranked by *Baseball America* as the No. 14 prospect in the Red Sox' system and the 3rd-best LHP prospect.

**2012: Made 4 starts with Short-A Lowell in his pro debut before going on the DL for the remainder of the season.**

👉 Did not allow a run and gave up only 2 hits in 5.2 IP.

👉 Struck in the face with a line drive in the 1st inning of his 4th professional start on 8/18 vs. Hudson Valley, which was played at Fenway Park...Left the game and missed the remainder of the season on the DL (facial fracture).

## Personal

👉 Full name: Christopher Brian Johnson.

👉 Signed by Anthony Turco (Red Sox).

👉 Went 22-12 with a 3.85 ERA (104 ER/243.1 IP) and 196 strikeouts in 49 appearances (46 GS) over 3 seasons at the University of Florida from 2010-12...Also played 1B, batting .324 (155-for-478) with 29 2B, 3 3B, 15 HR, and 91 RBI.

👉 As a junior at Florida in 2012, named a First-Team All-American by the National Collegiate Baseball Writers Association, selected as a Second-Team Louisville Slugger All-American, earned his 2nd straight First-Team All-SEC selection, and was a finalist for the John Olerud 2-Way Player of the Year Award.

👉 Was a member of the USA Collegiate National Team in 2010 and 2011...Also played with Yarmouth-Dennis of the Cape Cod League in 2011.

👉 Named to the SEC's All-Freshman Team as both a starting pitcher and DH in 2010, and was chosen as a Freshman All-American by *Baseball America*.

👉 Originally selected in the 27th round of the 2009 June Draft by the Dodgers but did not sign.

👉 Earned Florida Today Player of the Year and Brevard County Player of the Year honors as a junior in 2008 at Cocoa Beach High School.

## In the Community

Brian signed autographs and posed for pictures with fans during Winter Weekend in January 2016...Attended the Red Sox Foundation Casino Night during spring training in 2015...In January 2015, visited the Jimmy Fund and painted murals at the Curley K-8 School in Boston during the Red Sox Rookie Development Program.



**Brian Johnson's Career Record**

YEAR	CLUB	W-L	ERA	G	GS	CG	SHO	SV	IP	H	R	ER	HR	HB	BB	SO	WP	BK
2012	Lowell	0-0	0.00	4	4	0	0	0	5.2	2	0	0	0	0	1	4	0	0
2013	GCL Red Sox	0-0	0.00	2	2	0	0	0	5.0	1	0	0	0	0	2	7	0	0
	Greenville	1-6	2.87	15	15	0	0	0	69.0	50	29	22	4	4	28	69	7	1
	Salem	1-0	1.64	2	2	0	0	0	11.0	9	2	2	0	0	5	8	1	0
2014	Salem	3-1	3.86	5	5	0	0	0	25.2	23	13	11	0	0	7	33	3	1
	Portland	10-2	1.75	20	20	2	0	0	118.0	78	29	23	6	0	32	99	5	0
2015	Pawtucket	9-6	2.53	18	18	1	1	1	96.0	74	34	27	6	4	32	90	5	0
	BOSTON	0-1	8.31	1	1	0	0	0	4.1	3	4	4	0	0	4	3	0	0
<b>Major League Totals</b>		<b>0-1</b>	<b>8.31</b>	<b>1</b>	<b>1</b>	<b>0</b>	<b>0</b>	<b>0</b>	<b>4.1</b>	<b>3</b>	<b>4</b>	<b>4</b>	<b>0</b>	<b>0</b>	<b>4</b>	<b>3</b>	<b>0</b>	<b>0</b>
<b>Minor League Totals</b>		<b>24-15</b>	<b>2.32</b>	<b>66</b>	<b>66</b>	<b>3</b>	<b>1</b>	<b>0</b>	<b>330.1</b>	<b>237</b>	<b>107</b>	<b>85</b>	<b>16</b>	<b>8</b>	<b>107</b>	<b>310</b>	<b>21</b>	<b>2</b>

2009 Selected by the Los Angeles Dodgers in the 27th round of the June Draft (did not sign)

2012 Signed by the Boston Red Sox as a supplemental-round selection (31st overall) in the June Draft

**Career Fielding Record**

YEAR	CLUB	POS	PCT.	G	GS	PO	A	E	TC	DP
2015	BOSTON	P	---	1	1	0	0	0	0	0

**Career Single-Game Highs**

<b>INNINGS PITCHED</b>	4.1, 7/21/15 at HOU
<b>LOW-HIT COMPLETE GAME</b>	None
<b>STRIKEOUTS</b>	3, 7/21/15 at HOU
<b>HITS ALLOWED</b>	3, 7/21/15 at HOU
<b>RUNS ALLOWED</b>	4, 7/21/15 at HOU
<b>WALKS ALLOWED</b>	4, 7/21/15 at HOU
<b>HOME RUNS ALLOWED</b>	None
<b>WINNING STREAK</b>	None
<b>EJECTIONS</b>	None
<b>SCORELESS INNINGS STREAK</b>	3.0, 7/21/15 at HOU

**HOW THEY WERE OBTAINED – 2016 RED SOX 40-MAN ROSTER**

**Amateur Draft Picks (16):** Barnes (2011-1st round), Betts (2011-5th round), Bradley Jr. (2011-compensation round), Brentz (2010-compensation round), Buchholz (2005-compensation round), Coyle (2010-3rd round), Jerez (2011-2nd round), Johnson (2012-1st round), Light (2012-1st round), Marrero (2012-1st round), Owens (2011-1st round), Pedroia (2004-2nd round), N. Ramirez (2011-4th round), Shaw (2011-9th round), Swihart (2011-1st round), Vazquez (2008-9th round), Workman (2010-2nd round).

**By Trade (14):** Craig (From Cardinals, July 2014), Elias (From Mariners, Dec. 2015), Escobar (From Giants, July 2014), Hanigan (From Padres, Dec. 2014), Hembree (From Giants, July 2014), Hernandez (From Cubs, Dec. 2014), Holt (From Pirates, Dec. 2012), Kelly (From Cardinals, July 2014), Kimbrel (From Padres, Nov. 2015), Porcello (From Tigers, Dec. 2014), Rodriguez (From Orioles, July 2014), Ross Jr. (From Rangers, Jan. 2015), Smith (From Mariners, Dec. 2015), Wright (From Indians, July 2012).

**Free Agents (7):** Layne (Nov. 2013), Ortiz (Jan. 2003), Price (Dec. 2015), H. Ramirez (Nov. 2014), Sandoval (Nov. 2014), Uehara (Oct. 2014), Young (Dec. 2015).

**International Free Agents (3):** Bogaerts (Aug. 2009), Castillo (Aug. 2014), Tazawa (Dec. 2008).

# 56 JOE KELLY

RHP



**Bats:** Right • **Throws:** Right • **Height:** 6-1 • **Weight:** 188

**Opening Day Age:** 27 • **MLB Service:** 3 years, 101 days

**Born:** 6/9/1988 in Anaheim, CA

**Resides:** Corona, CA

**Acquired:** From St. Louis with OF/1B Allen Craig in exchange for RHP John Lackey, LHP Corey Littrell, and cash on 7/31/2014

**Contract Status:** Signed through 2016

## Career Highlights

- 🔥 Entering 2nd full season in the Red Sox organization after being acquired from STL at the non-waiver trade deadline on 7/31/14...Originally a 3rd-round selection by the Cardinals in the 2009 June Draft.
- 🔥 Between the Red Sox (2014-15) and Cardinals (2012-14), has made 73 career starts and 30 relief appearances in the major leagues.
- 🔥 All 35 outings for the Red Sox have been starts...Has a team-best .636 winning percentage (14-8) since being acquired on 7/31/14 (min. 10 decisions).
- 🔥 Earned the victory in 8 consecutive starts from 8/1-9/9/15...It marked the longest streak of consecutive starts won by a Red Sox pitcher since Pedro Martinez won 9 straight in 1999.
- 🔥 Helped the Cardinals reach the postseason in consecutive seasons (2012-13)...Has a career 3.68 ERA (12 ER/29.1 IP) and .232 opponent AVG in 11 post-season games (4 starts)...Started Game 3 of the 2013 World Series against the Red Sox, allowing 2 runs in a 5.1-IP no-decision, an eventual 5-4 Cardinals win.
- 2015: In 1st full season with the Red Sox, set career highs in starts (25), IP (134.1), SO (110), and SO/9.0 IP (7.4) despite a stint with Triple-A Pawtucket and making his final appearance of the season on 9/15.**
- 🔥 Posted a 3.77 ERA (25 ER/59.2 IP) in his last 11 starts beginning 7/22, following a 4-start stint with Pawtucket...Had a 2.35 ERA (12 ER/46.0 IP) in his final 8 starts beginning 8/7, 4th best in the AL (min. 30.0 IP).
- 🔥 10 wins tied a single-season career high (also 2013 with STL).
- 🔥 Held opponents to a .151 AVG (8-for-53) with RISP and 2 outs.
- 🔥 Began the year on the 15-day DL with a right biceps strain...Placed on the DL on 4/3 (retro to 3/27), but made season debut starting BOS' 5th game on 4/11 at NYY...Surrendered just 1 ER over 7.0 IP, setting a career high with 8 SO...Surpassed that with 10 SO in 6.0 IP 3 starts later on 4/27 vs. TOR.
- 🔥 Fanned 28 batters in 23.2 IP over 4 starts in April...His 10.7 SO/9.0 IP in the month ranked 2nd in the AL (min. 20.0 IP), trailing only Clay Buchholz (11.9).
- 🔥 Posted a 5.67 ERA through 14 starts before being optioned to Pawtucket on 6/25...Went 1-1 with a 2.84 ERA (6 ER/19.0 IP), 18 SO, and a .206 opponent AVG in 4 starts with the PawSox before being recalled on 7/22.
- 🔥 After giving up a career-high 3 HR on 7/22 at HOU, allowed just 4 HR over his last 10 starts of the year beginning 7/27...His 0.66 HR/9.0 IP ratio in that time was 7th best in the AL (min. 50.0 IP).
- 🔥 Won a career-best 8 consecutive starts from 8/1-9/9 (2.59 ERA, 14 ER/48.2 IP), the only AL pitcher to do that all year...Marked the longest streak of consecutive starts won by a Red Sox pitcher since Pedro Martinez won 9 straight in 1999 (4/20-6/4)...Tied his career-long 8-game win streak, also 7/12-9/6/13 with STL over 10 starts.
- 🔥 Went unbeaten in his last 10 starts beginning 7/27 (8-0, 3.48 ERA, 21 ER/54.1 IP), tying the AL's longest unbeaten streak to end the year (also TEX's Cole Hamels).
- 🔥 Won all 6 August starts, the 1st Red Sox to win 6 games in any month since Pedro Martinez (May 1999) and 1st to earn 6 wins in August since Roger Clemens in 1990...According to Elias, was the 2nd AL pitcher ever to win at least 6 games in a calendar month without a loss for a team that was in last place every day of that month (also CLE's Sam McDowell, 6-0 in June 1969).
- 🔥 Went 2-0 with a 2.45 ERA (5 ER/18.1 IP) and no HR allowed in 3 Interleague starts (6/17 at ATL, 8/29 at NYM, 9/4 vs. PHI)...Allowed no more than 2 ER in any of those 3 starts.
- 🔥 In his final start on 9/15 at BAL, was removed after 2.1 IP with right shoulder tightness, snapping an 8-start winning streak...Did not factor into the decision, keeping his 10-start unbeaten streak alive.
- 2014: Combined to go 6-4 with a 4.20 ERA (45 ER/96.1 IP) in 17 starts between the Cardinals and Red Sox...Traded to BOS at the non-waiver trade deadline.**
- 🔥 Allowed 1 ER (3 R total) over first 3 starts from 4/5-16 (0.59 ERA, 15.1 IP) but left his 3rd start on 4/16 at MIL after 4.0 innings due to a left hamstring injury suffered while running the bases.
- 🔥 Placed on the 15-day DL on 4/17 and transferred to the 60-day DL on 6/25.
- 🔥 Had a 2.61 ERA (3 ER/10.1 IP) in 3 rehab starts with Triple-A Memphis and was activated on 7/11.
- 🔥 Acquired with OF/1B Allen Craig on 7/31 for RHP John Lackey, LHP Corey Littrell, and cash considerations.

- 🔥 Made 10 starts over the final 2 months of the season...In that time, led the team with a 4.11 ERA (min. 30.0 IP)...Allowed 2 runs or less in 5 of those starts, and gave up 3 ER or less 7 times.
- 🔥 From 8/1 on, ranked among AL leaders in opponent AVG (6th, .215) and opponent SLG (9th, .320).
- 🔥 Allowed 2 runs or less in 4 of his first 5 starts with BOS, leading club starters in August ERA (3.86).
- 🔥 Made Red Sox debut against his former team on 8/6 at STL (ND, 7.0 IP, 1 R).
- 🔥 Stole 3B on 8/12 at CIN for his 1st career SB...Was the 1st SB by a Red Sox pitcher since Bill Landis on 9/8/69 at CLE, and the 1st steal of 3B by a Sox hurler since Tom Brewer on 7/30/59 at CLE (Source: Elias Sports Bureau).
- 🔥 Gave up 7 ER in 4.0 IP on 8/17 vs. HOU...Had a 3.30 ERA (21 ER/57.1 IP) in his other 9 starts for BOS.
- 🔥 Removed due to precautionary reasons (shoulder) on 8/22 vs. SEA after throwing 5.0 IP with 1 hit allowed...Returned on regular rest on 8/27 at TOR.
- 🔥 Led the team with 4 September wins, including his 1st as a Red Sox on 9/2 at NYY (6.2 IP, 3 R).

**2013: Posted a 2.69 ERA (37 ER/124.0 IP) in 37 games (15 starts) for the Cardinals in his 1st full season in the majors.**

- 🔥 Had the 9th-best ERA among all major leaguers with at least 100.0 IP.
- 🔥 All but 1 of his 22 appearances from the start of the season to 6/28 came in relief (0-3, 3.86 ERA) before moving to the rotation on 7/6...Went 10-2 with a 2.18 ERA (21 ER/86.2 IP) in 15 games (14 starts) from that point to season's end.
- 🔥 Went 9-3, 2.28 ERA (22 ER/87.0 IP) as a starter, allowing 2 runs or less in 11 of his 15 starts...Held opponents to a .247 AVG and allowed 5 HR as a starter.
- 🔥 Posted a 3.65 ERA (15 ER/37.0 IP) in 22 appearances out of the bullpen.
- 🔥 STL won 9 of his last 11 starts from 8/1-9/22 and 11 of his 15 total starts.
- 🔥 Won a team-season-high 8 straight decisions from 7/12-9/6, including wins in 5 consecutive starts from 8/17-9/6.
- 🔥 Worked into the 6th inning 13 times, and 8 of his 15 starts were quality starts.
- 🔥 Posted a 1.97 ERA (23 ER/105.1 IP) after 6/1, 3rd best in MLB during that stretch (min. 90.0 IP).
- 🔥 Allowed just 1 ER in his last 7 relief appearances (19.1 IP, 0.47 ERA).
- 🔥 Final relief appearance came on the last day of the regular season, 9/29 vs. CHC (5.1 IP, 3 H, 0 R, 5 SO).
- 🔥 Had a streak of 19.2 consecutive scoreless IP from 7/12-8/6...Stretch included consecutive scoreless starts on 7/27 at ATL and 8/1 at PIT (12.1 IP).

**POSTSEASON:** Started 4 games during the 2013 postseason, with STL going 2-2 in his starts (0-1, 4.15 ERA, 10 ER/21.2 IP)...Allowed 2 ER over 5.1 IP in his start in Game 3 of the NLDS vs. PIT (no-decision)...Started Game 1 of the NLCS vs. LAD and did not get a decision in the 3-2, 13-inning win, allowing 2 runs on 6 hits with 2 BB and 5 SO over 6.0 IP...Took the loss in Game 5 of the NLCS at LAD, allowing 4 runs over 5.0 IP...Did not factor in the decision in Game 3 of the World Series against the Red Sox, surrendering 2 runs on 2 hits over 5.1 IP.

**2012: Began the season at Triple-A Memphis, starting 12 games before a promotion to STL, where he appeared in 24 games (16 starts).**

- 🔥 Went 4-6 with a 3.74 ERA (38 ER/91.1 IP) in the majors as a starter...Posted a 2.30 ERA (4 ER/15.2 IP) in 8 appearances as a reliever, striking out 16.
- 🔥 Ranked among NL rookie leaders in IP (T-5th, 107.0) and SO (T-9th, 75)...His 3.53 ERA was the 2nd lowest among NL rookies with at least 100.0 IP.
- 🔥 Was leading the Pacific Coast League with a 2.86 ERA (23 ER/72.1 IP) at the time of his recall from Memphis on 6/10, a day after his 24th birthday.
- 🔥 Made his ML debut on 6/10 vs. CLE with 5.0 IP of 1-run ball in a no-decision.
- 🔥 Set the Cardinals' season high for IP in a relief appearance with 5.2 vs. PIT in a 19-inning game on 8/19.
- 🔥 Matched season high with 6 SO over 3.0 IP of relief on 8/24 at CIN...Earned 1st career relief win.
- 🔥 1st ML hit came in the 10th inning on 6/25 at MIA, beating out an infield single for the game-winning RBI... Scored the game-winning run as a pinch-runner in the 12th inning on 7/25 vs. LAD.

**POSTSEASON:** Posted a 2.35 ERA (2 ER/7.2 IP) in 7 postseason appearances between the NLDS and NLCS... Went 6 consecutive scoreless outings (7.0 IP) before allowing his 1st runs of the postseason in Game 7 of the NLCS at SF...Had 3 scoreless and hitless appearances (3.2 IP) with 3 SO in the NLDS vs. WSH.

**2011: Combined for a 3.68 ERA (54 ER/132.0 IP) in time split between High-A Palm Beach (12 games, 11 starts) and Double-A Springfield (11 starts).**

- 🔥 Received an invite to spring training as a relief pitcher.
- 🔥 Named to the Florida State League South All-Star Team.
- 🔥 Ranked among Cardinals farmhands in ERA (T-10th, 3.68), wins (T-3rd, 11), IP (9th, 132.0), SO/9.0 IP (9th, 7.7), and starts (T-10th, 22).

## Joe Kelly, Continued

**2010: Appeared in 26 games (18 starts) for Single-A Quad Cities in the Midwest League, going 6-8 with a 4.62 ERA (53 ER/103.1 IP).**

- Named Midwest League Pitcher of the Week for 7/26-8/1 (6.2 IP, 1 R, 0 ER, 11 SO).
- Had a 1.44 ERA (4 ER/25.0 IP) in 8 relief appearances compared to a 5.63 ERA as a starter (18 GS).
- After the season, rated as the 10th-best prospect in the Cardinals organization by *Baseball America*.

**2009: Made 16 appearances, including 2 starts, at Short-A Batavia in his 1st pro season.**

- Posted a 4.75 ERA (16 ER/30.1 IP) with 30 SO to 11 BB and did not allow a HR.

### Personal

- Full name: Joseph William Kelly Jr.
- Signed by Jeff Ishii (Cardinals).
- Married to Ashley Parks...The couple has a son, Knox.
- Played at the University of California at Riverside, where he set the team's career saves record (24)...Named Big West Conference 2007 Freshman of the Year and 1st Team All-Big West.
- Pitched for Yarmouth-Dennis of the Cape Cod League in 2008.
- Played for USA National Team in 2007, winning a silver medal in the Pan-American Games.
- Son of Joseph Kelly, a former wide receiver for Vanderbilt University who was signed as a free agent by the San Diego Chargers.

### In the Community

Joe has interacted with fans at each of the Red Sox' two Winter Weekend events...Participated in the Red Sox Destinations program in both 2014 and 2015...Has attended events that benefit the Red Sox Foundation, including Picnic in the Park and Casino Night...In 2015, also attended a BoSox Luncheon, participated in the Ice Bucket Challenge, spoke at Red Sox Kids Camp, and met with Jimmy Fund patients during their trip to Fort Myers and Fenway Park...As part of Fan Appreciation, posed for pictures with fans at a selfie station, and also greeted fans at the gates before a home game for the second consecutive year...During spring training in 2015, participated in the Children's Hospital of Southwest Florida Golf Classic and attended the Lee County Boys & Girls Club dinner.

### Joe Kelly's Career Record

YEAR	CLUB	W-L	ERA	G	GS	CG	SHO	SV	IP	H	R	ER	HR	HB	BB	SO	WP	BK
2009	Batavia	2-3	4.75	16	2	0	0	1	30.1	33	23	16	0	3	11	30	3	0
2010	Quad Cities	6-8	4.62	26	18	0	0	1	103.1	103	66	53	3	7	45	92	12	2
2011	Palm Beach	5-2	2.60	12	11	0	0	0	72.2	56	26	21	1	8	34	62	5	0
	Springfield	6-4	5.01	11	11	0	0	0	59.1	70	40	33	7	5	25	51	2	1
2012	Memphis	2-5	2.86	12	12	0	0	0	72.1	75	29	23	2	4	21	45	2	0
	ST. LOUIS	5-7	3.53	24	16	0	0	0	107.0	112	50	42	10	3	36	75	4	0
2013	ST. LOUIS	10-5	2.69	37	15	0	0	0	124.0	124	42	37	10	5	44	79	3	0
2014	ST. LOUIS	2-2	4.37	7	7	0	0	0	35.0	41	19	17	3	3	10	25	3	0
	Memphis	0-0	2.61	3	3	0	0	0	10.1	8	3	3	1	0	6	4	0	1
	BOSTON	4-2	4.11	10	10	0	0	0	61.1	47	29	28	5	4	32	41	0	0
2015	BOSTON	10-6	4.82	25	25	0	0	0	134.1	145	76	72	15	6	49	110	9	0
	Pawtucket	1-1	2.84	4	4	0	0	0	19.0	14	7	6	1	1	6	18	5	1
	<b>Major League Totals</b>	<b>31-22</b>	<b>3.82</b>	<b>103</b>	<b>73</b>	<b>0</b>	<b>0</b>	<b>0</b>	<b>461.2</b>	<b>469</b>	<b>216</b>	<b>196</b>	<b>43</b>	<b>21</b>	<b>171</b>	<b>330</b>	<b>19</b>	<b>0</b>
	<b>Minor League Totals</b>	<b>22-23</b>	<b>3.80</b>	<b>84</b>	<b>61</b>	<b>0</b>	<b>0</b>	<b>2</b>	<b>367.1</b>	<b>359</b>	<b>194</b>	<b>155</b>	<b>15</b>	<b>28</b>	<b>148</b>	<b>302</b>	<b>29</b>	<b>5</b>
	<b>Red Sox Totals</b>	<b>14-8</b>	<b>4.60</b>	<b>35</b>	<b>35</b>	<b>0</b>	<b>0</b>	<b>0</b>	<b>195.2</b>	<b>192</b>	<b>105</b>	<b>100</b>	<b>20</b>	<b>10</b>	<b>81</b>	<b>151</b>	<b>9</b>	<b>0</b>

- 2009 Signed by the St. Louis Cardinals as a third-round selection in the June Draft
- 2014 On disabled list with a strained left hamstring, 4/17-7/10
- 2014 Acquired by the Boston Red Sox with 1B/OF Allen Craig in exchange for RHP John Lackey, LHP Corey Littrell, and cash considerations on 7/31
- 2015 On disabled list with right biceps strain, 3/27-4/10

**Division Series Record**

YEAR	CLUB	W-L	ERA	G	GS	CG	SHO	SV	IP	H	R	ER	HR	HB	BB	SO	WP	BK
2012	STL vs. WSH	0-0	0.00	3	0	0	0	0	3.2	0	0	0	0	0	1	3	0	0
2013	STL vs. PIT	0-0	3.38	1	1	0	0	0	5.1	5	3	2	0	0	4	5	0	0
<b>Division Series Totals</b>		<b>0-0</b>	<b>2.00</b>	<b>4</b>	<b>1</b>	<b>0</b>	<b>0</b>	<b>0</b>	<b>9.0</b>	<b>5</b>	<b>3</b>	<b>2</b>	<b>0</b>	<b>0</b>	<b>5</b>	<b>8</b>	<b>0</b>	<b>0</b>

**League Championship Series Record**

YEAR	CLUB	W-L	ERA	G	GS	CG	SHO	SV	IP	H	R	ER	HR	HB	BB	SO	WP	BK
2012	STL vs. SF	0-0	4.50	4	0	0	0	0	4.0	6	2	2	0	0	3	2	0	0
2013	STL vs. LAD	0-1	4.91	2	2	0	0	0	11.0	13	6	6	2	1	2	8	1	0
<b>LCS Totals</b>		<b>0-1</b>	<b>4.80</b>	<b>6</b>	<b>2</b>	<b>0</b>	<b>0</b>	<b>0</b>	<b>15.0</b>	<b>19</b>	<b>8</b>	<b>8</b>	<b>2</b>	<b>1</b>	<b>5</b>	<b>10</b>	<b>1</b>	<b>0</b>

**World Series Record**

YEAR	CLUB	W-L	ERA	G	GS	CG	SHO	SV	IP	H	R	ER	HR	HB	BB	SO	WP	BK
2013	STL vs. BOS	0-0	3.38	1	1	0	0	0	5.1	2	2	2	0	0	3	6	0	0

**Career Fielding Record**

YEAR	CLUB	POS	PCT.	G	GS	PO	A	E	TC	DP
2012	ST. LOUIS	P	.938	24	16	11	19	2	32	3
2013	ST. LOUIS	P	.906	37	15	13	16	3	32	2
2014	ST. LOUIS	P	1.000	7	7	2	3	0	5	0
	BOSTON	P	1.000	10	10	3	3	0	6	0
2015	BOSTON	P	.915	25	25	20	23	4	47	1
<b>Career Totals</b>		<b>P</b>	<b>.926</b>	<b>103</b>	<b>73</b>	<b>49</b>	<b>64</b>	<b>9</b>	<b>122</b>	<b>6</b>

**Career Batting Totals**

	AVG	G	AB	R	H	2B	3B	HR	RBI	SH	SF	HB	BB	SO	SB	CS	E
Major League Totals	.172	111	87	7	15	4	0	0	5	8	1	2	0	25	1	0	9

**Career Single-Game Highlights**

- INNINGS PITCHED** 7.1, 3 times, last 8/29/15 at CWS (start)  
5.2, 8/19/12 vs. PIT (relief)
- LOW-HIT COMPLETE GAME** None
- STRIKEOUTS** 10, 4/27/15 vs. TOR
- HITS ALLOWED** 10, 8/3/12 vs. MIL
- RUNS ALLOWED** 7, 3 times, last 5/25/15 at MIN
- WALKS ALLOWED** 7, 5/9/15 at TOR
- HOME RUNS ALLOWED** 3, 7/22/15 at HOU
- WINNING STREAK** 8, 2 times, last 8/1/15-present
- EJECTIONS** None
- SCORELESS INNINGS STREAK** 19.2, 7/12/13-8/6/13



Joe Kelly

# 46 CRAIG KIMBREL

RHP



**Bats:** Right • **Throws:** Right • **Height:** 6-0 • **Weight:** 210

**Opening Day Age:** 27 • **MLB Service:** 5 years, 66 days

**Born:** 5/28/1988 in Huntsville, AL

**Resides:** Shelbyville, TN

**Acquired:** From San Diego in a 5-player trade on 11/13/2015

**Contract Status:** Signed through 2017 (Club option for 2018)

## Career Highlights

- 🔥 Entering his 1st season with the Red Sox after being acquired from SD in exchange for 4 players on 11/13/15...All 6 of his seasons in the majors have come in the National League between ATL (2010-14) and SD (2015).
- 🔥 Owns a 1.63 ERA (63 ER/348.1 IP) for his career, the best ever by a reliever in ML history (min. 250 games).
- 🔥 Has the highest career SO/9.0 IP ratio at 14.6 (563 SO/348.1 IP) among all relievers with at least 350 appearances since 1914.
- 🔥 Has 225 saves in 248 opportunities for a career conversion rate of 90.7%, the 2nd-highest mark all time among ML relievers with at least 200 save chances.
- 🔥 His 225 saves are the most in MLB since 2010, the most ever through 355 career games, and the most ever in a player's first 6 seasons...His 224 saves over the last 5 years (2011-15) are 58 more than any other pitcher (Huston Street next at 166).
- 🔥 Since the start of his 1st full ML season in 2011, leads all relievers in SV (224)...In that same time frame, also ranks 2nd among relievers in ERA (1.70), SO (523), SO/9.0 IP (14.37), and SV percentage (90.7), 3rd in WHIP (0.91) and opponent AVG (.160), and 4th in hits allowed/9.0 IP (5.05).
- 🔥 Is 1 of 12 pitchers to appear in 60 or more games in each of the last 5 seasons (2011-15)...His 334 appearances in that same span are T-9th among all ML relievers.
- 🔥 Became the fastest pitcher in ML history to reach 200 career saves when he did so in his 318th ML appearance on 6/8/15 for SD vs. ATL...Reached the mark in 41 games fewer than the previous record holder, Jonathan Papelbon (359 games).
- 🔥 Has converted 17 consecutive extra-inning save opportunities since blowing the first such chance of his career for ATL on 5/18/11 at ARI...According to Elias, it is the longest streak for any ML pitcher since Mariano Rivera converted the final 18 extra-inning chances of his career (2001-13).
- 🔥 Selected to the NL All-Star team in each of his first 4 full ML seasons (2011-14).
- 🔥 Became the 1st pitcher in MLB history to record at least 40 saves in each of his first 4 full ML seasons (46, 42, 50, 47)...Narrowly missed his 5th straight year with 39 saves in 2015.
- 🔥 Received the inaugural Trevor Hoffman National League Reliever of the Year Award in 2014.
- 🔥 Set a modern day MLB record in 2012 by averaging 16.7 SO/9.0 IP (116 SO/62.2 IP)...Record was bested by CIN's Aroldis Chapman in 2014 (17.7 SO/9.0 IP; 106 SO/54.0 IP).
- 🔥 Was a unanimous selection for the 2011 NL Rookie of the Year Award, garnering all 32 first-place votes after going 4-3 with a league-leading 46 SV, a 2.10 ERA and 127 SO in a career-high 79 games for ATL.
- 🔥 Converted a career-best 37 consecutive save chances from 5/9-9/14/13...Posted a 0.38 ERA (2 ER/47.1 IP) with 68 SO over that span.
- 🔥 Holds the Braves' all-time record for saves with 186.
- 🔥 Was a 3rd-round selection (96th overall) by ATL in the 2008 June Draft...Made his ML debut with the Braves in May 2010, his 3rd year in professional baseball.

### MOST SAVES IN MLB, 2011-15

1.	<b>Craig Kimbrel</b>	<b>224</b>
2.	Huston Street	166
3.	Jonathan Papelbon	161
4.	Fernando Rodney	152
5.	Aroldis Chapman	146

**2015: Posted a 2.58 ERA and recorded 39 saves in 61 appearances, all for the Padres...Began the year in the ATL organization, but was traded to SD as part of a 6-player deal on 4/5.**

- 🔥 Among NL relievers, finished 3rd in SO/9.0 IP (13.2), 4th in saves, T-4th in SO (87), 7th in opponent AVG (.185), and 9th in save percentage (90.7).
- 🔥 His 13.2 SO/9.0 IP ratio (87 SO/59.1 IP) was the best ever for a Padres reliever in a single season, besting Rudy Seanez' 12.5 average in 2005.
- 🔥 Was traded from ATL to SD along with OF Melvin Upton Jr. in exchange for OF's Cameron Maybin, Carlos Quentin, and Jordan Paroubeck, and RHP Matt Wisler on 4/5, the day before the season opener.
- 🔥 Made Padres debut on 4/7 at LAD, throwing a scoreless 9th inning in the club's 7-3 victory.
- 🔥 Allowed no runs in 46 of his 61 appearances (75%), which included each of his first 6 games of the year (6.0 IP).

## Craig Kimbrel, Continued

🔴 Over an 11-game stretch from 4/18-5/19, allowed 10 ER in 9.2 IP (9.31 ERA), taking his season ERA from 0.00 on 4/17 to 5.74 on 5/19.

🔴 In his 44 appearances from 5/20 through the remainder of the season, posted a 1.44 ERA (7 ER/43.2 IP) with a .155 opponent AVG (24-for-155) and a 0.94 WHIP (24 hits)...Among all NL pitchers with a minimum of 40.0 IP in that span, his .155 AVG ranked 2nd and his 1.44 ERA ranked 4th.

🔴 Recorded the 200th save of his ML career in what was his 318th career ML appearance, 6/8 vs. ATL... Became the fastest pitcher to do so in terms of games in ML history, besting Jonathan Papelbon (359 games), the previous record holder, by 41 games.

🔴 Became the 2nd-youngest pitcher to record 200 saves in ML history at 27 years old and 11 days, trailing only Francisco Rodriguez (26 years, 239 days old).

🔴 Recorded at least 1 SO in 21 consecutive games from 5/2-6/26 (34 SO in 20.1 IP)...The 21-game streak was tied for the 2nd-longest streak in Padres history, trailing Trevor Hoffman's 26-game run...Ended the season with a SO in each of his final 20 games of the season (32 SO in 20.0 IP).

🔴 Converted a save in 14 consecutive appearances from 6/18-7/30...Saved 11 of the Padres' 13 wins in the month of July.

🔴 Matched his career high with 4 wins (also 2010 and 2011).

**2014: Named the winner of the inaugural Trevor Hoffman National League Reliever of the Year Award after recording an NL-leading 47 saves for ATL.**

🔴 Selected to the NL All-Star squad for the 4th consecutive year...Threw the 7th inning, striking out 3 of the 4 batters he faced on 7/15 at MIN.

🔴 Finished 2nd in the majors in saves to SEA's Fernando Rodney (48)...Was his 4th straight year with at least 40 saves.

🔴 Among all NL relievers, ranked 1st in saves, 2nd in opponent AVG (.142), 3rd in ERA (1.61), SO/9.0 IP (13.86), and save percentage (92.2), 4th in SO (95), and 9th in WHIP (0.91).

🔴 Allowed no runs in 52 of his 63 games (83%).

🔴 Broke the Braves' franchise record with his 155th career save on 6/6 at ARI, his 16th save of the season, passing Hall of Famer John Smoltz's previous record of 154.

🔴 Earned the 150th save of his career on 5/18 at STL at 25 years and 355 days, becoming the youngest pitcher in MLB history to do so.

🔴 Converted his final 26 save chances of the season beginning 6/24, the longest save streak for an ML reliever on the year...Over that 32-game span, posted a 0.84 ERA (3 ER/32.1 IP) and a .131 opponent AVG (14-for-107) with 43 SO.

🔴 Pitched more than 1.0 inning 3 times and recorded saves in 2 of those 3 appearances: 6/6 at ARI (1.1 IP, 1 SO) and 7/10 at NYM (1.1 IP, 1 SO)...Took the loss on 8/2 at SD (1.1 IP, 1 ER, 3 SO).

🔴 Allowed just 2 HR all season over his 61.2 IP.

🔴 Signed a 4-year contract through the 2017 season with an option for 2018 on 2/16.

**2013: Finished 4th in NL Cy Young Award voting after going 4-3 with a 1.21 ERA and 50 saves - both league highs - in 68 games for the NL East Division Champion Braves.**

🔴 Among NL relievers ranked 1st in saves and ERA, 3rd in SO/9.0 IP (13.2), 4th in SO (98), WHIP (0.88), and save percentage (92.6), and 5th in opponent AVG (.166).

🔴 Earned 39 total points in NL Cy Young Award voting, including four 2nd-place votes.

🔴 His 50 saves were a career high and were tied for the ML lead with BAL's Jim Johnson.

🔴 Became the youngest player in MLB (25 years old) to record 50 saves in a single season when he did so on 9/27 vs. PHI...Joined Hall of Famer John Smoltz (55 in 2002) as the only other Brave to record 50-or-more saves in a single season.

🔴 Recorded his 100th career save on 5/9 at SF and became the 2nd-youngest pitcher to do so in ML history.

🔴 With his 40th save on 8/21 at NYM, became the 1st pitcher in ML history with 40-plus saves in each of his first 3 seasons.

🔴 Was named MLB's Delivery Man of the Month for August after going 12-for-12 in save opportunities with 19 SO in 16.1 IP...Was the 3rd time he had won the award.

🔴 Converted a career-best 37 straight saves from 5/9-9/14...Posted a 0.38 ERA (2 ER/47.1 IP) with 68 SO over that span...Recorded a save in 15 consecutive appearances from 7/9-8/14.

🔴 Went 4-1 with 23 saves and a 0.72 ERA (3 ER/35.2 IP) in 36 appearances at Turner Field, compared to 0-2 with 27 saves and a 1.72 ERA (6 ER/31.1 IP) in 32 games on the road.

🔴 Named to his 3rd consecutive NL All-Star team...Allowed 1 run on 3 hits in 1.0 IP on 7/16 at NYM.

🔴 Prior to the season appeared in 4 games of the 2013 World Baseball Classic for Team USA...Was 0-1 with a 4.91 ERA (2 ER/3.2 IP) and 3 SO.

**POSTSEASON:** Appeared in only 1 game for ATL in their 3-games-to-1 NLDS defeat to LAD...Went 1.1 IP to earn the save in the Braves' lone victory in Game 2, 10/4 vs. LAD.

## Craig Kimbrel, Continued

**2012: Placed 5th in NL Cy Young voting and 8th in NL MVP voting after going 3-1 with a 1.01 ERA, 42 saves, and 116 SO in 63 appearances for ATL.**

- 🔥 Earned 41 total points in NL Cy Young Award voting (one 1st-place vote)...Finished in 8th place in NL MVP voting, the highest total for any pitcher on the ballot, getting 73 total points, including one 2nd-place vote.
- 🔥 Led all ML relievers in WHIP (0.65), opponent AVG (.126), and SO/9.0 IP (16.7)...Led NL relievers in ERA and saves (tied), and ranked 2nd in both SO and save percentage (93.3).
- 🔥 107 of the final 170 outs he recorded were via SO, including 91 of his final 141 beginning 5/20 (also had a SO/WP on 6/13 & 9/26).
- 🔥 Became just the 2nd Brave to post two 40-save seasons, joining John Smoltz (3 times, 2002-04).
- 🔥 Set several modern day single-season ML records among pitchers with a minimum of 60.0 IP: his 16.7 SO/9.0 IP (116 SO/62.2 IP) was the highest in ML history; his .126 opponent AVG (27-for-215) was the lowest since 1900; his .358 OPS was the lowest in the expansion era (since 1961); fanned 4.3 batters per hit allowed, the best single-season ratio in the live ball era (since 1920).
- 🔥 Named to his 2nd consecutive All-Star team...Faced only 2 batters in the game on 7/10 at KC, fanning both on 7 total pitches (Asdrubal Cabrera and Ian Kinsler).
- 🔥 Named MLB Delivery Man of the Month for September after going 3-0 in 13 scoreless appearances...Was a perfect 10-for-10 save opportunities and struck out 25 over 12.2 IP.
- 🔥 Named to the provisional roster of Team USA for the 2013 World Baseball Classic.

**POSTSEASON:** Threw a perfect 9th inning in the Braves' 6-3 loss in the NL Wild Card Game on 10/5 vs. STL.  
**2011: Was unanimously selected as NL Rookie of the Year by the BBWAA after going 4-3 with 46 saves and a 2.10 ERA in a career-high 79 games in his 1st full ML season.**

- 🔥 Received all 32 first-place votes to become the 10th unanimous winner in the history of NL Jackie Robinson Rookie of the Year Award voting...Teammate 1B Freddie Freeman finished 2nd in the voting, marking the 3rd time NL teammates finished 1-2 in the voting...Became the 6th relief pitcher to win the award and the 7th Atlanta Brave.
- 🔥 Named *The Sporting News* NL Rookie of the Year...Also chosen to its NL All-Star team.
- 🔥 Named Atlanta's "Professional Athlete of the Year" for 2011 by the Atlanta Sports Council.
- 🔥 Named to his 1st All-Star Game when added to the NL roster on 7/10 in place of SF's Matt Cain...Entered in relief of teammate Jair Jurrjens and earned a hold in the game on 7/12 at ARI.
- 🔥 Finished tied for the NL lead in saves with MIL's John Axford and ranked T-2nd in the majors behind DET's Jose Valverde (49).
- 🔥 Led all ML relievers with 127 SO...Struck out 127 of the 306 total batters he faced (42%).
- 🔥 Among all NL relievers ranked 2nd in SO/9.0 IP (14.8), T-2nd in games, 7th in IP (77.0), and 8th in ERA and opponent AVG (.178).
- 🔥 Allowed no runs in 66 of his 79 appearances (84%).
- 🔥 Posted a career-best 37.2-IP scoreless streak that spanned 38 appearances from 6/14-9/8...Was the longest scoreless streak since Orel Hershiser's ML-record 59.1-IP run in 1988.
- 🔥 Recorded his 41st save of the season on 8/31 vs. WSH, passing TEX' Neftali Feliz (40 in 2010) for the most by a ML rookie (since saves became an official stat in 1969).
- 🔥 His save on 7/9 at PHI was his 28th of the year, extending his own record for most saves for a ML rookie before the All-Star break (since saves became an official stat in 1969)...His 17th save (6/3 at NYM) set the NL rookie record for most saves prior to the All-Star break.
- 🔥 Was twice named NL Rookie of the Month...Won the award in June (14 G, 1-0, 8 SV, 1.53 ERA, 3 ER, 14.0 IP, 25 SO) and again in August (13 G, 0-0, 10 SV, 0.00 ERA, 12.2 IP, 23 SO).

**2010: Spent the majority of the season with Triple-A Gwinnett, but made his ML debut with ATL, appearing in 21 games over 4 stints with the big league club.**

- 🔥 Entered the season rated ATL's 5th-best prospect and as having the best fastball in all of Single-A according to *Baseball America*.
- 🔥 Began the season at Gwinnett, where he did not allow runs in 39 of his 48 games (81%)...Converted 23 saves in 26 chances.
- 🔥 Had 4 separate stints with the Braves: selected to the roster on 5/5, optioned back to Gwinnett on 5/22, recalled 6/5, optioned 6/22, recalled 8/27, optioned 8/29, and recalled on 9/7 for the remainder of the season.
- 🔥 Made his ML debut on 5/7 at PHI and threw a scoreless inning with 1 hit and 2 SO.
- 🔥 Averaged 17.4 SO/9.0 IP (40 SO/20.2 IP) at the ML level.
- 🔥 Struck out 3 of the 4 batters he faced to earn his 1st ML save on 9/19 at NYM.
- 🔥 Allowed his only ER of the season with ATL in his 3rd appearance, 5/15 vs. ARI...Allowed only 1 run (0 ER) in 18.1 IP over his final 18 games of the season.
- 🔥 Earned his 1st ML win on 5/20 vs. CIN as the Braves overcame a 6-run deficit in the bottom of the 9th inning.
- 🔥 Rated ATL's No. 5 prospect after the season by *Baseball America*.



## Craig Kimbrel, Continued

**POSTSEASON:** Appeared in all 4 games of the NLDS vs. SF, going 0-1, 2.08 ERA (1 ER/4.1 IP) with 1 BB and 7 SO...Threw 0.2 scoreless IP in the loss in Game 1 at AT&T Park...In Game 2 at SF, ATL's only win in the series, threw 2.0 scoreless IP with 4 SO...Took the loss in Game 3 at Turner Field, charged with 2 R (1 ER) in 0.2 IP...Issued a 1-out BB followed 2 batters later by a 2-out 1B, his only hit allowed in the series...The runs scored on a single and error, respectively...Threw a scoreless 9th inning in Game 4 in Atlanta.

**2009: Received the Phil Niekro Award, given annually to the top pitcher in the Braves' minor league system.**

- 🔥 Pitched for 4 affiliates in ATL's minor league system: Short-A Rome, High-A Myrtle Beach, Double-A Mississippi, and Triple-A Gwinnett.
- 🔥 Between all 4 stops, went a perfect 18-for-18 in save opportunities...His save total was 3rd highest among Braves minor leaguers.
- 🔥 Struck out 103 batters in 60.0 IP...His 15.5 SO/9.0 IP ratio was 2nd among all minor league relievers and his .150 opponent AVG was 7th.
- 🔥 Finished in the top 10 among Braves farmhands in games (T-3rd, 39), relief ERA (8th, 2.85) and SO (9th, 103).
- 🔥 Named Rome's Pitcher of the Month for May.
- 🔥 Rated ATL's No. 5 prospect after the season by *Baseball America*...Publication also rated him as having the best fastball in the Carolina League.
- 🔥 Pitched for Peoria in the Arizona Fall League and made 11 relief appearances (10.1 IP)...Named an AFL Rising Star by *Baseball America*.

**2008: In his 1st professional season, combined to go 3-2 with 10 saves, a 0.51 ERA and 56 SO between Rookie-level Danville, Short-A Rome, and High-A Myrtle Beach.**

- 🔥 Following the season, was rated by *Baseball America* as having the best fastball and as the No. 10 prospect in the ATL organization...Was also rated the No. 14 prospect in the Appalachian League.
- 🔥 Placed T-5th among Braves minor leaguers with 10 saves.
- 🔥 Named Rome's Pitcher of the Month for August.

### Personal

- 🔥 Full name: Craig Michael Kimbrel.
- 🔥 Signed by Brian Bridges (Braves).
- 🔥 Married to Ashley.
- 🔥 Attended Wallace State (AL) Community College.
- 🔥 Graduated from Lee High School in Huntsville, AL.
- 🔥 Selected by the Atlanta Braves in the 33rd round of the 2007 June Draft but did not sign.

### In the Community

Craig participated in the Red Sox Holiday Caravan in December 2015, visiting Shriner's Hospital and Mass General Hospital for Children...Interacted with Red Sox fans at the annual Christmas at Fenway event on 12/12 at Fenway Park...Along with his wife, Ashley, is on the Executive Advisory Board of Curing Kids Cancer.

### Craig Kimbrel's Career Record

YEAR	CLUB	W-L	ERA	G	GS	CG	SHO	SV	IP	H	R	ER	HR	HB	BB	SO	WP	BK
2008	Danville	1-2	0.47	12	0	0	0	6	19.0	5	4	1	0	3	10	27	4	0
	Rome	2-0	0.71	10	0	0	0	4	12.2	6	1	1	0	0	4	26	0	0
	Myrtle Beach	2-0	0.00	2	0	0	0	0	3.2	5	0	0	0	0	1	3	0	0
2009	Rome	0-0	0.90	16	0	0	0	10	20.0	9	2	2	0	1	6	38	0	0
	Myrtle Beach	0-2	5.47	19	0	0	0	2	26.1	18	19	16	2	1	28	45	8	1
	Mississippi	2-1	0.77	12	0	0	0	6	11.2	3	1	1	0	1	7	17	1	0
2010	Gwinnett	0-0	0.00	2	0	0	0	0	2.0	0	0	0	0	0	4	3	1	0
	Gwinnett	3-2	1.62	48	0	0	0	23	55.2	28	13	10	3	4	35	83	8	1
	ATLANTA	4-0	0.44	21	0	0	0	1	20.2	9	2	1	0	0	16	40	4	0
2011	ATLANTA	4-3	2.10	79	0	0	0	46	77.0	48	19	18	3	1	32	127	4	0
2012	ATLANTA	3-1	1.01	63	0	0	0	42	62.2	27	7	7	3	2	14	116	5	0
2013	ATLANTA	4-3	1.21	68	0	0	0	50	67.0	39	10	9	4	3	20	98	3	0
2014	ATLANTA	0-3	1.61	63	0	0	0	47	61.2	30	13	11	2	2	26	95	6	0
2015	SAN DIEGO	4-2	2.58	61	0	0	0	39	59.1	40	19	17	6	1	22	87	4	0
<b>Major League Totals</b>		<b>19-12</b>	<b>1.63</b>	<b>355</b>	<b>0</b>	<b>0</b>	<b>0</b>	<b>225</b>	<b>348.1</b>	<b>193</b>	<b>70</b>	<b>63</b>	<b>18</b>	<b>9</b>	<b>130</b>	<b>563</b>	<b>26</b>	<b>0</b>
<b>Minor League Totals</b>		<b>8-7</b>	<b>1.85</b>	<b>121</b>	<b>0</b>	<b>0</b>	<b>0</b>	<b>51</b>	<b>151</b>	<b>74</b>	<b>40</b>	<b>31</b>	<b>5</b>	<b>10</b>	<b>95</b>	<b>242</b>	<b>22</b>	<b>2</b>

- 2007 Selected by the Atlanta Braves in the 33rd round of the June Draft (did not sign)
- 2008 Signed by the Atlanta Braves as a third-round selection in the June Draft
- 2015 Acquired by the San Diego Padres along with OF Melvin Upton Jr. in exchange for OF Cameron Maybin, OF Carlos Quentin, OF Jordan Paroubeck, and RHP Matt Wisler on 4/5
- 2015 Acquired by the Boston Red Sox in exchange for OF Manuel Margot, INF Javier Guerra, INF Carlos Asuaje, and LHP Logan Allen on 11/13

## Craig Kimbrel, Continued

### Wild Card Record

YEAR	CLUB	W-L	ERA	G	GS	CG	SHO	SV	IP	H	R	ER	HR	HB	BB	SO	WP	BK
2012	ATL vs. STL	0-0	0.00	1	0	0	0	0	1.0	0	0	0	0	0	0	1	0	0

### Division Series Record

YEAR	CLUB	W-L	ERA	G	GS	CG	SHO	SV	IP	H	R	ER	HR	HB	BB	SO	WP	BK
2010	ATL vs. SF	0-1	2.08	4	0	0	0	0	4.1	1	2	1	0	0	1	7	0	0
2013	ATL vs. LAD	0-0	0.00	1	0	0	0	1	1.1	0	0	0	0	0	2	2	0	0
<b>Division Series Totals</b>		<b>0-1</b>	<b>1.59</b>	<b>5</b>	<b>0</b>	<b>0</b>	<b>0</b>	<b>1</b>	<b>5.2</b>	<b>1</b>	<b>2</b>	<b>1</b>	<b>0</b>	<b>0</b>	<b>3</b>	<b>9</b>	<b>0</b>	<b>0</b>

### All-Star Game Record

YEAR	CLUB	W-L	ERA	G	GS	CG	SHO	SV	IP	H	R	ER	HR	HB	BB	SO	WP	BK
2011	NL at ARI	0-0	0.00	1	0	0	0	0	0.1	0	0	0	0	0	1	0	0	0
2012	NL at KC	0-0	0.00	1	0	0	0	0	0.2	0	0	0	0	0	0	2	0	0
2013	NL at NYM	0-0	9.00	1	0	0	0	0	1.0	3	1	1	0	0	0	1	1	0
2014	NL at MIN	0-0	0.00	1	0	0	0	0	1.0	0	0	0	0	0	0	3	0	0
<b>All-Star Game Totals</b>		<b>0-0</b>	<b>3.00</b>	<b>4</b>	<b>0</b>	<b>0</b>	<b>0</b>	<b>0</b>	<b>3.0</b>	<b>3</b>	<b>1</b>	<b>1</b>	<b>0</b>	<b>0</b>	<b>1</b>	<b>6</b>	<b>1</b>	<b>0</b>

### Career Fielding Record

YEAR	CLUB	POS	PCT.	G	GS	PO	A	E	TC	DP
2010	ATLANTA	P	.000	21	0	0	0	1	1	0
2011	ATLANTA	P	1.000	79	0	4	7	0	11	0
2012	ATLANTA	P	1.000	63	0	0	5	0	5	0
2013	ATLANTA	P	1.000	68	0	3	4	0	7	0
2014	ATLANTA	P	1.000	63	0	4	6	0	10	0
2015	SAN DIEGO	P	.875	61	0	4	3	1	8	1
<b>Career Fielding</b>		<b>P</b>	<b>.952</b>	<b>355</b>	<b>0</b>	<b>15</b>	<b>25</b>	<b>2</b>	<b>42</b>	<b>1</b>

### Career Single-Game Highs

<b>INNINGS PITCHED</b>	2.0, 2 times, last 4/21/11 at LAD
<b>STRIKEOUTS</b>	4, 3 times, last 9/26/12 vs. MIA
<b>HITS ALLOWED</b>	4, 5/18/11 at ARI
<b>RUNS ALLOWED</b>	3, 2 times, last 4/29/15 vs. HOU
<b>WALKS ALLOWED</b>	3, 3 times, last 8/2/14 at SD
<b>HOME RUNS ALLOWED</b>	2, 5/7/13 at CIN
<b>WINNING STREAK</b>	4, 5/20-9/28/10
<b>EJECTIONS</b>	None
<b>SCORELESS INNINGS STREAK</b>	37.2, 6/14-9/8/11



# 65 RYAN LAMARRE

OF



**Bats:** Right • **Throws:** Left • **Height:** 6-1 • **Weight:** 210

**Opening Day Age:** 27 • **MLB Service:** 46 days

**Born:** 11/21/1988 in Royal Oak, MI

**Resides:** Jackson, MI

**Acquired:** Signed as a minor league free agent on 12/14/2015

**Contract Status:** Signed through 2016

## Non-Roster Invitee

### Career Highlights

🔥 Entering the 7th season of his professional career, his 1st in the Red Sox organization...Was originally selected by the Cincinnati Reds in the 2nd round of the 2010 June Draft.

🔥 Made ML debut with 21 games for the Reds in 2015, playing all 3 OF positions.

🔥 Ranked by *Baseball America* as the best defensive OF in the Reds organization in 4 consecutive seasons (entering 2011-14)...In 2011, led all High-A players with 19 OF assists...Led all Double-A players with 20 OF assists in 2012 and was named a Southern League All-Star.

🔥 Stole 127 bases in his first 4 professional seasons (2010-13), including a career-best 55 SB in 2011.

**2015: Made ML debut with CIN, appearing in 21 games and making 5 starts...Spent majority of season with Triple-A Louisville, ranking among club leaders in 2B (2nd, 17), HR (T-3rd, 8), and SB (2nd, 11).**

🔥 Selected to the ML roster on 8/20 and made his debut on 8/22 vs. ARI as the starting CF (0-for-5)...Recorded his 1st ML hit on 8/23 vs. ARI, a 5th-inning single off Chase Anderson.

🔥 Appeared in 13 games (5 starts) for the Reds in CF, 2 in LF, and 1 in RF.

🔥 Attended spring training as a non-roster invitee with the Reds...Began the season in Louisville and hit safely in 11 of his first 12 games from 4/24-5/6 (.313, 15-for-48).

🔥 Hit .347 and slugged .555 during a 21-game span with Louisville from 7/18-8/8 (25-for-72, 6 2B, 3 HR)...Went 4-for-4 with 2 2B, HR on 7/18 vs. Scranton/Wilkes-Barre.

🔥 For the Bats, recorded 5 assists and 2 double plays in 80 games (77 starts) in CF...Also made 1 appearance in RF.

🔥 Signed with the Red Sox as a minor league free agent on 12/14.

**2014: Limited to 17 games with Triple-A Louisville due to 3 DL stints.**

🔥 On the DL from 4/17-5/15 and 5/28 through the remainder of the season with a stress fracture in his lower left leg and a sports hernia...On 6/6 had core muscle hernia surgery.

🔥 Designated for assignment on 8/12...Released on 8/15, but was re-signed on 8/19 to a minor league contract through the 2015 season.

**2013: Spent majority of season with Double-A Pensacola, leading the Blue Wahoos in runs (55), 3B (tied, 4), and SB (22), and ranking among leaders in games (3rd, 126), hits (3rd, 111), 2B (T-2nd, 19), HR (2nd, 10), total bases (2nd, 168), and BB (2nd, 44)...Also appeared in 3 games with Triple-A Louisville.**

🔥 Recorded 20 OF assists (all in CF), most among Double-A players...Was also part of 3 double plays.

🔥 Posted a .292/.362/.431 batting line after the All-Star break (40-for-137, 7 2B, 3 3B, 2 HR).

🔥 Named Southern League Player of the Week on 7/15...Homered in 3 straight games from 7/10-12...Broke a 3-3 tie with a game-winning, 9th-inning, 2-run HR on 7/10 at Montgomery.

🔥 Had a season-long 10-game hitting streak from 8/18-26 (14-for-39, .359).

🔥 Transferred to Louisville on 8/31 and scored a run in each of his 3 games with the Bats.

🔥 Following the season, appeared in 2 games for Glendale in the Arizona Fall League (2-for-5, BB, SB).

🔥 Added to the Reds' 40-man roster on 11/20.

**2012: Spent entire season with Double-A Pensacola...Named a Southern League mid-season All-Star...His 30 SB ranked T-4th in the Reds organization and 5th in the SL.**

🔥 Led the Blue Wahoos in games (133), runs (68), hits (127), 2B (tied, 22), total bases (170), and BB (60).

🔥 Recorded a .356 OBP...Had an OBP above .400 in May (.402) and July (.430).

🔥 Had 35 multi-hit performances, including in 4 consecutive games from 4/18-21 and from 7/20-24.

🔥 Hit .375 (18-for-48) during a season-long 11-game hitting streak from 4/18-28.

🔥 Walked in all 4 PA on 7/28 vs. Huntsville.

🔥 Following the season, ranked by *Baseball America* as the Reds' best defensive OF and 21st-best prospect... Also ranked as the best defensive OF and as having the best outfield arm in the Southern League.

## Ryan LaMarre, Continued

**2011: Spent majority of season with High-A Bakersfield, ranking among club leaders in games (2nd, 117), runs (2nd, 78), 3B (T-2nd, 3), total bases (3rd, 165), and BB (2nd, 42)...Also played in 5 games with Double-A Carolina.**

- 🔥 Combined to steal 55 bases, which ranked 2nd in the Reds organization, 3rd in the California League, and 7th among all minor leaguers.
- 🔥 Recorded 19 OF assists with Bakersfield (16 as CF, 3 as RF), most among all High-A players.
- 🔥 Spent time on the DL from 4/26-5/2.
- 🔥 Recorded 10-game hitting streaks from 6/24-7/3 and 8/5-16.
- 🔥 Was successful in all 3 SB attempts on 7/12 vs. Stockton.
- 🔥 Transferred to Carolina on 9/1 and stole 3 bases in only 5 games...Was successful in his final 14 SB attempts of the year between the 2 clubs (beginning 8/11).
- 🔥 Following the season, ranked by *Baseball America* as the Reds' best defensive OF and 14th-best prospect.

**2010: Made professional debut, combining with Single-A Dayton and High-A Lynchburg to hit .276 (70-for-254) with a .361 OBP and 19 SB in 68 games.**

- 🔥 Recorded 8 assists without committing an error in 154 total chances, making 32 starts in CF and 31 in RF.
- 🔥 Went 4-for-5 with 4 runs and 3 steals on 7/6 at West Michigan...Hit .388 (19-for-49) during a season-high 12-game hitting streak from 7/31-8/12...Promoted to Lynchburg on 8/24.
- 🔥 Following the season, ranked by *Baseball America* as the Reds' best defensive OF and 11th-best prospect.

### Personal

- 🔥 Full name: Ryan M. LaMarre...Last name is pronounced "la-MAHR."
- 🔥 Signed by Brad Meador (Reds).
- 🔥 Played baseball at the University of Michigan...Named to the All-Big Ten First Team in 2010 and Second Team in 2009...Earned a spot on the All-Big Ten Tournament Team in 2010...In 2009, earned the Bill Freehan Award as the club's top hitter...Hit .419 in 2010, the 6th-highest single-season AVG in school history at the time.
- 🔥 Graduated from Lumen Christi (MI) High School, where he earned varsity letters in baseball, football, and hockey.

### In the Community

With CIN, participated in Reds Caravan and was a regular at the annual Redsfest.

### Ryan LaMarre's Career Record

YEAR	CLUB	AVG	G	AB	R	H	2B	3B	HR	RBI	SH	SF	HB	BB	SO	SB	CS	E
2010	Dayton	.282	60	227	44	64	11	0	5	29	1	2	12	21	53	18	7	0
	Lynchburg	.222	8	27	2	6	2	0	1	3	0	0	0	2	4	1	1	0
2011	Bakersfield	.279	117	445	78	124	17	3	6	47	2	6	8	42	97	52	14	6
	Carolina	.267	5	15	3	4	1	0	0	0	0	0	1	3	3	3	0	0
2012	Pensacola	.263	133	482	68	127	22	3	5	32	4	2	10	60	119	30	10	5
	Pensacola	.246	126	451	55	111	19	4	10	39	6	3	11	44	93	22	13	7
2013	Louisville	.182	3	11	4	2	0	0	0	0	0	0	2	1	1	1	0	0
	Louisville	.200	17	50	6	10	2	0	1	6	1	0	0	8	17	1	1	1
2015	Louisville	.257	91	300	33	77	17	1	8	18	3	3	5	18	88	11	4	4
	CINCINNATI	.080	21	25	2	2	0	0	0	0	1	0	0	0	9	0	0	1
<b>Major League Totals</b>		<b>.080</b>	<b>21</b>	<b>25</b>	<b>2</b>	<b>2</b>	<b>0</b>	<b>0</b>	<b>0</b>	<b>0</b>	<b>1</b>	<b>0</b>	<b>0</b>	<b>0</b>	<b>9</b>	<b>0</b>	<b>0</b>	<b>23</b>
<b>Minor League Totals</b>		<b>.261</b>	<b>560</b>	<b>2008</b>	<b>293</b>	<b>525</b>	<b>91</b>	<b>11</b>	<b>36</b>	<b>174</b>	<b>17</b>	<b>16</b>	<b>49</b>	<b>199</b>	<b>475</b>	<b>139</b>	<b>50</b>	<b>1</b>

2010 Signed by the Cincinnati Reds as a second-round selection in the June Draft

2015 Signed by the Boston Red Sox as a minor league free agent on 12/14

### Additional Batting Statistics

YEAR	CLUB	OBP	SLG	OPS	TB	GDP
2015	CINCINNATI	.080	.080	.160	2	1

### Career Fielding Record

YEAR	CLUB	POS	PCT.	G	GS	PO	A	E	TC	DP
2015	CINCINNATI	OF	.944	16	5	16	1	1	18	0

### Career Single-Game Highs

HITS	1, 2 times, last 9/6/15 vs. MIL
DOUBLES	None
HOME RUNS	None
RBI	None
RUNS SCORED	1, 2 times, last 9/9/15 vs. PIT
WALKS	None
STRIKEOUTS	2, 2 times, last 8/28/15 at MIL
STOLEN BASES	None
HITTING STREAK	1, 2 times, last 9/6/15 vs. MIL
EJECTIONS	None

# 59 TOMMY LAYNE

LHP



**Bats:** Left • **Throws:** Left • **Height:** 6-2 • **Weight:** 195  
**Opening Day Age:** 31 • **MLB Service:** 1 year, 144 days  
**Born:** 11/2/1984 in St. Louis, MO  
**Resides:** St. Charles, MO  
**Acquired:** Signed as a minor league free agent on 11/14/2013  
**Contract Status:** Signed through 2016

## Career Highlights

- 🔥 Entering his 3rd year in the Red Sox organization...Has appeared in 94 games for BOS over the last 2 seasons, 4th most among all Sox pitchers in that span.
  - 🔥 Has posted a 3.03 ERA (31 ER/92.0 IP) with 90 SO over 134 career ML appearances between SD (2012-13) and BOS (2014-15)...With BOS, has gone 4-2 with a 3.11 ERA (23 ER/66.2 IP) and a .228 opponent AVG (55-for-241) in 94 games.
  - 🔥 Made his ML debut with SD in 2012 after originally being selected by ARI in the 2007 June Draft (26th round).
  - 🔥 Against left-handed batters, has a .159 opponent AVG (30-for-189) and .196 opponent SLG in his ML career... Both rank 2nd lowest in the majors since 2012 (min. 200 batters faced), trailing only Aroldis Chapman (.128 opponent AVG/.150 opponent SLG vs. LHB)...Has faced a left-handed batter 218 times in his career, allowing just 5 XBH (4 2B, 1 HR).
  - 🔥 Over the last 2 years has held left-handed batters to a .152 AVG (20-for-132), 2nd lowest among all primary AL relievers (min. 150 batters faced)...In that span, also ranks 2nd in the AL in opponent SLG (.174) and 7th in opponent OBP (.242) against lefties.
  - 🔥 Has allowed only 4 HR in 92.0 innings in the big leagues (0.39 HR/9.0 IP)...Since 2014, his 0.41 HR/9.0 IP ratio is 14th lowest among all primary AL relievers (min. 150 batters faced) and 3rd lowest among left-handed AL relievers.
  - 🔥 Has not allowed a HR to a left-handed batter since 6/24/13 for SD vs. PHI, a span of 93 games and 139 AB (162 batters faced).
  - 🔥 Went 2-1 with a 0.95 ERA (2 ER/19.0 IP) in 30 games for BOS in 2014...Became the 3rd pitcher in club history to post a sub-1.00 ERA in 30 or more games, joining Jonathan Papelbon (2006) and Dutch Leonard (1914).
  - 🔥 Named a 2014 International League mid-season All-Star after going 5-1, 1.50 ERA (8 ER/48.0 IP) in 37 games for Triple-A Pawtucket...Named an MiLB.com Organization All-Star in 2014.
  - 🔥 Has allowed only 53 HR in 851.2 innings (416 games) between the majors and minors (0.56 HR/9.0 IP).
- 2015: Set career highs in appearances (64), SO (45), and IP (47.2) in 2nd season with the Red Sox... Also tied his career best in wins (2).**
- 🔥 Made 1st career Opening Day roster...Finished an 8-0 win with a scoreless 9th inning on Opening Day, 4/6 at PHI.
  - 🔥 Allowed no runs in 48 of his 64 games (75%).
  - 🔥 Held lefties to a .148 AVG (13-for-88), 4th lowest in the AL (min. 85 BF)...Led AL pitchers with a .170 SLG against left-handed batters (2nd in MLB) and a .418 OPS against lefties (3rd in MLB).
  - 🔥 Allowed only 2 XBH to lefties all season (both doubles)...Was his 2nd straight ML season with no HR allowed to LHB (150 batters faced).
  - 🔥 Allowed 9 of his 45 inherited runners to score...His inherited runners scored percent (20.0) ranked T-6th lowest among all AL relievers.
  - 🔥 Tied with Alexi Ogando for the staff lead in appearances...The 64 outings ranked T-5th among AL lefty relievers.
  - 🔥 Appeared in a single-month career-high 14 games in May and posted a 1.64 ERA (2 ER/11.0 IP).
  - 🔥 Earned his only save of the year on 6/7 vs. OAK, his 1st save since 9/5/12 for SD at LAD.
  - 🔥 Strung together 10 straight scoreless appearances, 8/22-9/13 (6.0 IP)...Did not allow a hit in any of the final 9 games of that stretch (5.0 IP, 18 batters faced).
  - 🔥 Appeared in 7 games over 2 stints with Triple-A Pawtucket.
  - 🔥 Was optioned to Pawtucket following the game on 4/12 when Koji Uehara was activated from the DL...Recorded 3 saves and allowed only 2 hits over his 4 scoreless appearances (5.0 IP) for the PawSox from 4/17-27.
  - 🔥 Recalled by BOS on 4/29...Was optioned to Pawtucket a 2nd time on 7/30.
  - 🔥 Allowed 3 ER in 2.2 IP over 3 appearances in his 2nd stint with the PawSox from 8/3-8.

### MLB RANKINGS VS. LEFT-HANDED BATTERS, 2012-15

#### Opponent Batting Average

1.	Aroldis Chapman	.128
2.	<b>Tommy Layne</b>	<b>.159</b>
3.	Dellin Betances	.160

#### Opponent Slugging Percentage

1.	Aroldis Chapman	.150
2.	<b>Tommy Layne</b>	<b>.196</b>
3.	Dellin Betances	.217

(Min. 200 batters faced)

## Tommy Layne, Continued

🔪 Recalled on 8/18 and finished his season with the ML club...Held opponents scoreless in 16 of his 20 games for BOS following that recall.

🔪 Held ML opponents to a .067 AVG (1-for-15) with RISP over his final 11 games of the season.

**2014: Made 30 appearances out of the Red Sox bullpen in his 1st year in the organization...Became just the 3rd pitcher in club history to post an ERA under 1.00 (0.95) in 30 or more appearances, joining Jonathan Papelbon in 2006 (0.92 in 59 games) and Dutch Leonard in 1914 (0.96 in 36 games).**

🔪 Was a non-roster invitee to BOS spring training and split the season between the majors and Pawtucket...His total of 67 games between both levels was a career high.

🔪 Held lefties to a .146 AVG (15-for-103) between both Pawtucket and Boston.

🔪 Surrendered only 1 HR on the season between both clubs (67.0 IP/266 batters faced).

🔪 Named an International League mid-season All-Star.

🔪 Allowed no runs in 30 of his 37 appearances (81%) for Pawtucket.

🔪 Averaged 9.9 SO/9.0 IP and recorded at least 1 SO in all but 9 of his 37 appearances.

🔪 Converted all 11 of his save opportunities for the PawSox.

🔪 Allowed only 6 hits in 54 AB (.111 AVG) with RISP at Pawtucket and just 2 in 27 AB with RISP and 2 outs (.074 AVG).

🔪 Had a season-best 14.1-IP scoreless streak, 4/6-5/2.

🔪 Was recalled by BOS as the 26th man for a DH on 7/5 vs. BAL...Appeared in the 2nd game and optioned back to Pawtucket after the game.

🔪 Was scored upon only once over his final 16 appearances for Pawtucket (0.57 ERA).

🔪 Was recalled a 2nd time on 8/1 and remained in the Red Sox bullpen for the remainder of the season.

🔪 Allowed only 1 ER (3 runs total; 0.61 ERA, 14.2 IP) over his first 19 appearances with the Red Sox.

🔪 Earned his 1st win as a Red Sox on 8/12 at CIN...Was his 1st ML victory since 10/3/12 for SD at MIL.

🔪 Ended ML season with 10 scoreless outings (3.2 IP).

**2013: Posted a 2.08 ERA (2 ER/8.2 IP) in 14 appearances over his 4 stints with the Padres.**

🔪 Allowed no runs in 11 of his 14 appearances in the majors and no ER in 12 of 14 games.

🔪 Held opponents to a .111 AVG (1-for-9) with RISP for SD and stranded 12 of his 13 inherited runners.

🔪 Allowed the 1st HR of his big league career on 6/24 vs. PHI, his 33rd career appearance...Began his career with 22.1 IP without surrendering a long ball.

🔪 Began the season with Triple-A Tucson, where he ranked 2nd on the staff in appearances (49).

🔪 Held Pacific Coast League left-handed batters to a .227 AVG (17-for-75).

🔪 Did not allow a HR over his final 40 appearances of the season (38.2 IP)...Allowed his only HR of the season on 4/26 vs. Colorado Springs.

**2012: Made his ML debut with the Padres in his 6th professional season...Went 2-0 with a 3.24 ERA (6 ER/16.2 IP) in 26 games, all in relief.**

🔪 Began the season with Triple-A Reno in the Diamondbacks organization before being traded to SD on 5/3... Was assigned to Triple-A Tucson, where he worked out of the starting rotation.

🔪 Had a 7.77 ERA in 5 starts for Tucson and was transferred to Double-A San Antonio at the end of May.

🔪 Allowed 10 ER in 15.0 IP over his first 3 appearances (2 starts) for San Antonio...Was moved into the bullpen for the remainder of the season and posted a 1.31 ERA (3 ER/20.2 IP) in 29 games.

🔪 Overall had a 1.05 ERA (3 ER/25.2 IP) in 30 relief appearances.

🔪 Was selected to SD's roster on 8/14 and made his ML debut that day at ATL...Struck out all 3 batters he faced in 1.0 scoreless inning of work.

🔪 Did not allow a run over his first 11 appearances (8.2 IP) from 8/14-31 (2 H, 2 BB, 14 SO)...Was scored upon just once in his first 19 games (6 H, 2 BB, 20 SO, 1.54 ERA).

🔪 Recorded his 1st ML save in his 1st opportunity on 8/22 vs. PIT.

🔪 Earned his 1st ML victory on 9/4 at LAD...Fanned all 3 batters he faced in a scoreless 10th inning in the Padres' 6-3 victory in 11 innings.

🔪 Held opponents to a .148 AVG (9-for-61) with SD, which included a .083 AVG (3-for-36) against left-handed hitters...Right-handed batters hit .240 (6-for-25) against him.

🔪 Fanned 25 batters in 16.2 IP for the Padres for a 13.5 SO/9.0 IP ratio...Issued only 3 BB in his 26 games.

**2011: Appeared in 35 games (18 starts) between ARI's Triple-A Reno and Double-A Mobile, combining to go 12-7 with a 5.75 ERA (89 ER/139.1 IP).**

🔪 Finished tied for the staff lead in wins (10) for Reno.

🔪 Between both clubs was 9-6 with a 6.06 ERA (68 ER/101.0 IP) in 18 starts and 3-1 with a 4.93 ERA (21 ER/38.1 IP) in 17 relief appearances.

🔪 Went 4-0 with a 2.30 ERA (7 ER/27.1 IP) in 9 games (2 starts) in May.

🔪 Was transferred to Mobile in July...Made 3 starts for the club, earning wins in his first 2 (2-0, 2.84 ERA, 4 ER/12.2 IP).

## Tommy Layne, Continued

**2010: Went 12-7 with a 3.74 ERA (62 ER/149.1 IP) in 26 starts for Double-A Mobile...Led the staff in wins, complete games (3), and IP...Finished 3rd on the team in SO (91).**

- 👉 Ranked 2nd among Southern League leaders in complete games, 3rd in wins and innings, and 11th in ERA.
- 👉 Threw a 4-hit shutout on 5/22 at Birmingham (7.0 IP)...Allowed only 1 ER in 9.0 IP in his 3rd CG of the year, 7/3 vs. Montgomery.
- 👉 Posted a 1.20 ERA (4 ER/30.0 IP) in 5 starts in July.
- 👉 Held LHB to a .217 AVG (39-for-180).
- 👉 Went 2-1 with a 3.14 ERA (5 ER/14.1 IP) in 4 games (2 starts) for Leones de Ponce in the Puerto Rican Winter League.

**2009: Combined to go 4-5 with a 3.53 ERA (38 ER/97.0 IP) in 35 games (10 starts) between High-A Visalia and Double-A Mobile.**

- 👉 Went 2.0 IP or more in 16 of his 25 relief appearances for Visalia.
- 👉 Had a season-best 15.0-inning scoreless streak that spanned 7 games for Visalia from 5/28-6/19.
- 👉 Allowed 3 runs or fewer in 28 of his 29 appearances for Visalia.
- 👉 Named ARI's Minor League Pitcher of the Month for July after going 1-1 with a 2.59 ERA (7 ER/24.1 IP) in 9 games (3 starts).
- 👉 Held LHB to a .135 AVG (14-for-104) between both levels.
- 👉 Pitched for Scottsdale in the Arizona Fall League...Had a 4.97 ERA (7 ER/12.2 IP) in 12 relief appearances.
- 👉 Made 2 starts for Criollos de Caguas in the Puerto Rican Winter League (0-0, 3.38 ERA).

**2008: Worked as both a starter and reliever for Single-A South Bend in his 2nd pro season.**

- 👉 Finished tied for 2nd on the staff in games (35) and 4th in innings (115.0).
- 👉 Was 5-4 with a 3.54 ERA (27 ER/68.2 IP) in 13 starts, and 1-1 with a 3.30 ERA (17 ER/46.1 IP) in 22 relief outings.
- 👉 Held opponents to a .224 AVG (39-for-174) as a reliever.
- 👉 Had a season-best 20.1-inning scoreless streak that spanned 11 games, 4/15-5/25.
- 👉 Made starts in 10 of his final 11 appearances of the season after appearing as a reliever in 21 of his first 24 games of the season.

**2007: Made his professional debut with Rookie-level Missoula.**

- 👉 Struck out 7 in 3.0 scoreless innings in his pro debut on 6/19 vs. Helena.

### Personal

---

- 👉 Full name: Thomas Kevin Layne.
- 👉 Signed by Howard McCullough (Diamondbacks).
- 👉 Married to Meghan.
- 👉 Graduated from Zumwalt South (MO) High School in 2003.
- 👉 Attended Mount Olive College (NC)...Graduated in 2007 with a degree in criminal justice and an emphasis in fire science.

### In the Community

---

Tommy has interacted with fans at each of the Red Sox' 2 Winter Weekend events...In 2015, also attended the Lee County Boys & Girls Club dinner, met with BoSox Club members in Fort Myers, met with Jimmy Fund patients during their trip to Fenway Park, and posed for pictures at a selfie station prior to a home game...Has attended events benefitting the Red Sox Foundation, such as Casino Night and Picnic in the Park...Greeted fans at the gates before a home game in 2014 and 2015.

## Tommy Layne, Continued

### Tommy Layne's Career Record

YEAR	CLUB	W-L	ERA	G	GS	CG	SHO	SV	IP	H	R	ER	HR	HB	BB	SO	WP	BK
2007	Missoula	4-8	4.63	16	16	0	0	0	79.2	94	49	41	9	2	23	66	7	1
2008	South Bend	6-5	3.44	35	13	0	0	0	115.0	107	48	44	3	6	43	71	3	1
2009	Visalia	4-2	2.86	29	4	0	0	0	66.0	63	27	21	1	3	25	43	7	0
	Mobile	0-3	4.94	6	6	0	0	0	31.0	27	21	17	0	3	19	24	2	0
2010	Mobile	12-7	3.74	26	26	3	1	0	149.1	146	75	62	9	6	57	91	10	1
2011	Mobile	2-0	2.55	3	3	0	0	0	17.2	16	5	5	1	1	6	14	4	0
	Reno	10-7	6.21	32	15	0	0	0	121.2	148	95	84	14	6	57	56	6	0
2012	Reno	0-2	10.35	5	4	0	0	0	20.0	30	24	23	4	2	9	14	1	0
	San Antonio	0-5	3.28	32	2	0	0	1	35.2	31	15	13	2	0	16	36	1	0
	Tucson	0-3	7.77	5	5	0	0	0	22.0	28	20	19	4	3	15	19	0	0
	SAN DIEGO	2-0	3.24	26	0	0	0	2	16.2	9	6	6	0	3	3	25	0	0
2013	Tucson	2-4	4.50	49	0	0	0	0	46.0	49	29	23	1	4	27	41	5	0
	SAN DIEGO	0-2	2.08	14	0	0	0	0	8.2	10	4	2	1	2	5	6	1	0
2014	Pawtucket	5-1	1.50	37	0	0	0	11	48.0	29	8	8	1	1	20	53	7	0
	BOSTON	2-1	0.95	30	0	0	0	0	19.0	14	4	2	0	1	8	14	2	0
2015	BOSTON	2-1	3.97	64	0	0	0	1	47.2	41	22	21	3	2	27	45	1	0
	Pawtucket	0-0	0.00	7	0	0	0	3	7.2	8	3	3	0	0	2	9	0	0
	<b>Major League Totals</b>	<b>6-4</b>	<b>3.03</b>	<b>134</b>	<b>0</b>	<b>0</b>	<b>0</b>	<b>3</b>	<b>92.0</b>	<b>74</b>	<b>36</b>	<b>31</b>	<b>4</b>	<b>8</b>	<b>43</b>	<b>90</b>	<b>4</b>	<b>0</b>
	<b>Minor League Totals</b>	<b>45-47</b>	<b>4.30</b>	<b>282</b>	<b>94</b>	<b>3</b>	<b>1</b>	<b>15</b>	<b>759.2</b>	<b>776</b>	<b>419</b>	<b>363</b>	<b>49</b>	<b>37</b>	<b>319</b>	<b>537</b>	<b>53</b>	<b>3</b>
	<b>Red Sox Totals</b>	<b>4-2</b>	<b>3.11</b>	<b>94</b>	<b>0</b>	<b>0</b>	<b>0</b>	<b>1</b>	<b>66.2</b>	<b>55</b>	<b>26</b>	<b>23</b>	<b>3</b>	<b>3</b>	<b>35</b>	<b>59</b>	<b>3</b>	<b>0</b>

2016  
Red Sox

2007 Signed by the Arizona Diamondbacks as a 26th-round selection in the June Draft

2012 Acquired by the San Diego Padres in exchange for cash considerations on 5/3

2013 Signed by the Boston Red Sox as a minor league free agent on 11/14

### Career Fielding Record

YEAR	CLUB	POS	PCT.	G	GS	PO	A	E	TC	DP
2012	SAN DIEGO	P	.500	26	0	1	1	2	4	0
2013	SAN DIEGO	P	1.000	14	0	0	1	0	1	0
2014	BOSTON	P	1.000	30	0	3	2	0	5	1
2015	BOSTON	P	1.000	64	0	5	7	0	12	0
	<b>Career Totals</b>	<b>P</b>	<b>.909</b>	<b>134</b>	<b>0</b>	<b>9</b>	<b>11</b>	<b>2</b>	<b>22</b>	<b>1</b>

### Career Single-Game Highs

<b>INNINGS PITCHED</b>	2.1, 5/26/13 at ARI
<b>STRIKEOUTS</b>	3, 4 times, last 7/3/15 vs. HOU
<b>HITS ALLOWED</b>	4, 4/12/15 at NYY
<b>RUNS ALLOWED</b>	3, 2 times, last 8/15/15 vs. SEA
<b>WALKS ALLOWED</b>	3, 9/30/15 at NYY
<b>HOME RUNS ALLOWED</b>	1, 4 times, last 8/15/15 vs. SEA
<b>EJECTIONS</b>	None
<b>SCORELESS INNINGS STREAK</b>	8.2, 8/14-31/12





# 3 SANDY LEON

## CATCHER



**Bats:** Switch • **Throws:** Right • **Height:** 5-10 • **Weight:** 225  
**Opening Day Age:** 27 • **MLB Service:** 2 years, 29 days  
**Born:** 3/13/1989 in Maracaibo, VZ  
**Resides:** Maracaibo, VZ  
**Acquired:** From Washington in exchange for cash considerations on 3/30/2015  
**Contract Status:** Signed through 2016

## Non-Roster Invitee

### Career Highlights

- Entering 10th professional season, his 2nd in the Red Sox organization.
- Has played 75 big league games between the Nationals (2012-14) and Red Sox (2015)...His teams are 32-27 (.542) in his 59 major league starts behind the plate.
- Has thrown out 15 of 34 (44%) potential base stealers in the major leagues, the top mark in the majors since 2012 (min. 60 games caught)...Ranks 3rd among active backstops with a 3.31 catcher's ERA (min. 100.0 innings at catcher).
- Has caught 47% (204 of 431) of attempted base stealers between the major and minor leagues over the last 6 years (2010-15)...Over his 9 minor league seasons, has thrown out 45% (252 of 565) of attempted base stealers.
- Named by *Baseball America* as the best defensive catcher in the Nationals' farm system following the 2008, 2009, 2011, and 2012 seasons.
- Signed with the Nationals on 1/17/07 after participating in a private workout in his native Venezuela in front of General Manager Mike Rizzo.

### 2015: In 1st season with the Red Sox, set new ML career highs with 41 games played, including 33 starts at catcher...Also appeared in 26 games with Triple-A Pawtucket.

- Named to 1st career Opening Day roster after being acquired from WSH for cash considerations on 3/30.
- Played in 33 games (28 starts) before being designated for assignment on 7/20...Cleared waivers and was outrighted to Triple-A on 7/30...Selected back to the ML roster on 9/1 and made 8 more appearances (5 starts).
- Among catchers with at least 200.0 innings behind the plate, led the majors throwing out 50% of attempted base stealers (10 of 20).
- Posted a 3.47 catcher's ERA with Boston, 2nd best among AL catchers with at least 300.0 innings caught... Only TOR's Dioner Navarro ranked lower (3.15).
- The Red Sox went 16-17 in his 33 starts, including 11-8 beginning 6/2.
- Caught 4 of the team's 10 shutouts, despite starting only 33 games...Caught all 13 innings of the Sox' 2-0 win on 9/13 at TB.
- Was the catcher for Clay Buchholz's last 13 starts from 5/4-7/10 and 14 of his outings overall...With Leon catching, Buchholz posted a 2.48 ERA and .241 opponent AVG.
- On 6/23 vs. BAL, threw out both attempted base stealers and also picked off a base runner at 1B.
- Red Sox pitchers gave up only 9 runs in 47.0 innings in 5 starts during his second ML stint of the year (1.72 ERA)...Caught all 4 of Rich Hill's starts down the stretch (1.55 ERA).
- Batted .184 (21-for-114) for Boston but went 9-for-32 (.281) in his last 10 games beginning 7/4.
- Entered the game on 4/12 at NYY as a defensive replacement at 3B in the 8th inning, his only appearance at a position other than catcher in the majors or minors.
- Hit .263 (26-for-99) with 4 2B, HR, 13 RBI, and 10 BB in 26 total games with Pawtucket.
- Following the season, posted a .338 OBP in 33 games for Aragua in the Venezuelan Winter League...Also went 20-for-65 (.308) with a .416 OBP in 20 postseason games...Played in 6 games for Venezuela in the Caribbean Series, going 3-for-3 with a run scored and 2 CCS against Mexico in the finals on 2/7.

### 2014: Appeared in 20 games over 4 stints with the Nationals, making 17 starts...Spent most of the season with Triple-A Syracuse.

- Threw out 5 of 8 (63%) potential base stealers with WSH and caught 12 of 21 (57%) with Syracuse.
- Was set to begin the season with Double-A Harrisburg, but was summoned to WSH on 4/2 after Wilson Ramos injured his left hand on Opening Day.
- Hit .182 (8-for-44), 2B, HR, 3 RBI, 5 BB, and 5 R in 13 games before being optioned to Triple-A Syracuse on 5/16.
- Hit his 1st ML home run on 4/14 at MIA, a 2-run shot off RHP Kevin Slowey.
- Had a 2nd stint with WSH from 6/11-25...Returned again from 8/5-7 to replace Ramos (paternity leave).

## Sandy Leon, Continued

- ✦ Hit .229 (39-for-170) with 9 2B, 5 HR, 25 RBI, 23 BB, and 26 R in 51 games for Syracuse.
- ✦ Rejoined the Nationals when rosters expanded on 9/1.
- ✦ Played in 46 games for Aguilas del Zulia of the Venezuelan Winter League, hitting .211, 8 2B, 3B, 2 HR, 14 RBI.
- 2013: Spent first full season at Double-A with WSH's Harrisburg affiliate...Was a September call-up to the Nationals.**
- ✦ Hit .177 (55-for-310) in 95 games for Harrisburg but posted 47 BB compared to 57 SO.
- ✦ Walked once every 7.7 PA with the Senators.
- ✦ Was batting .221 before a 4-for-79 slide over the last 25 games of the season...15 of his 16 XBH came before the All-Star break.
- ✦ Including a 3-game rehab stint with Single-A Auburn, threw out 27 of 70 (39%) would-be base stealers.
- ✦ Appeared in 2 September contests for the Nationals, going 0-for-1.
- ✦ Following the season, played for Zulia in the Venezuelan Winter League, batting .353 (42-for-119) in 38 games.
- 2012: Saw first Triple-A and major league experience in 6th pro season.**
- ✦ Made MLB debut on 5/14 vs. SD, but suffered a high right ankle sprain in a 4th-inning home plate collision with Chase Headley.
- ✦ Endured 6-week stint on the DL, but in 1st game upon return, notched 1st big league hit, a 7th-inning single off eventual Cy Young Award winner R.A. Dickey on 7/19 vs. NYM.
- ✦ On 7/27 at MIL, gunned down Jonathan Lucroy to register the 1st caught stealing of his ML career.
- ✦ Washington went 7-2 in his 9 starts.
- ✦ Combined to hit .322 (65-for-202) with 19 2B, 3 HR, and 26 RBI in 64 minor league games between Short-A Auburn (rehab), Double-A Harrisburg, and Triple-A Syracuse.
- ✦ Played 32 games for Zulia in the Venezuelan Winter League.
- ✦ Following the season, was named by *Baseball America* as the best defensive catcher in the Nationals' farm system for the 4th time.
- 2011: Spent entire season with High-A Potomac and named a Carolina League postseason All-Star...Set a career high with 28 XBH, including a career-best 21 2B and 6 HR.**
- ✦ Also registered career highs in RBI (43) and games (109)...Hit a then-career-best .251 (93-for-370).
- ✦ Threw out 53% (60 of 113) of attempted base stealers, the best mark in the Carolina League...Also topped the CL with 104 appearances at catcher.
- ✦ Had 6 HR after totaling 4 HR over his first 4 pro campaigns (2007-10).
- ✦ Went 4-for-14 (.286) in 5 playoff games for the P-Nats.
- ✦ Played for Zulia in the Venezuelan Winter League, appearing in 14 games (11 at catcher).
- ✦ After the season, tabbed the best defensive catcher in WSH's farm system and in the CL by *Baseball America*.
- 2010: Returned to Single-A Hagerstown and named a South Atlantic League mid-season All-Star.**
- ✦ Tallied a career-best 50 BB in 98 games en route to a .345 OBP.
- ✦ Topped SAL catchers in caught stealing percentage (51%, 61 of 119).
- ✦ Hit .321 (25-for-78) with a .415 OBP vs. LHP.
- ✦ Made Venezuelan Winter League debut, playing 2 games for Zulia.
- 2009: Played for both Single-A Hagerstown and Short-A Vermont.**
- ✦ Began the year with 23 games for the Suns before the start of the New York-Penn League season.
- ✦ Combined to bat .238 (58-for-244) with 13 2B and the first 2 HR of his professional career.
- ✦ Threw out 43 of 106 (41%) attempted base stealers over the 2 stops.
- ✦ Connected for 1st pro HR, a 7th-inning solo shot, on 8/23 at Tri-City.
- ✦ Following the season, cited as the best defensive catcher in the Nationals system by *Baseball America*.
- 2008: Returned for a 2nd season with the Rookie-level Gulf Coast League.**
- ✦ Hit .189 (14-for-74) but tallied 11 RBI in 26 games.
- ✦ Gunned down 37% of attempted base stealers (11 of 30).
- ✦ Went 2-for-6 with a pair of doubles in the playoffs as the Nationals lost the GCL Championship series.
- 2007: Made pro debut with the Rookie-level Gulf Coast League Nationals.**
- ✦ Drew 17 BB in 31 games.
- ✦ Made debut on 6/19 vs. the GCL Dodgers...Walked twice and scored 2 runs.

**Personal**

- 🔗 Full name: Sandy David (Balan) Leon...Last name pronounced "lay-OHN."
- 🔗 Signed by Mike Rizzo and Dana Brown (Nationals).

**In the Community**

Sandy greeted fans at the gate and posed for selfies before a home game during Fan Appreciation in September 2015.

**Sandy Leon's Career Record**

YEAR	CLUB	AVG	G	AB	R	H	2B	3B	HR	RBI	SH	SF	HB	BB	SO	SB	CS	E
2007	GCL Nationals	.202	31	94	10	19	0	0	0	11	4	0	0	17	15	0	0	3
2008	GCL Nationals	.189	26	74	12	14	1	1	0	11	1	0	2	9	18	1	2	5
2009	Hagerstown	.218	23	78	7	17	3	0	0	6	0	0	0	5	21	0	0	3
	Vermont	.247	50	166	16	41	10	1	2	18	1	2	2	24	29	1	1	5
2010	Hagerstown	.249	98	325	48	81	10	6	2	36	5	5	0	50	79	3	5	19
2011	Potomac	.251	109	370	36	93	21	1	6	43	9	3	1	33	69	1	3	10
2012	Auburn	.333	5	15	3	5	2	0	0	3	0	0	0	3	2	0	0	0
	Harrisburg	.311	40	135	15	42	12	0	1	19	1	2	2	9	16	1	0	3
	Syracuse	.346	19	52	8	18	5	0	2	4	0	0	0	12	12	0	0	1
	WASHINGTON	.267	12	30	2	8	2	0	0	2	0	0	2	4	11	0	0	1
2013	Auburn	.077	3	13	0	1	0	0	0	0	0	0	0	0	3	0	0	0
	Harrisburg	.177	95	310	35	55	12	1	3	26	0	1	3	47	57	0	0	6
	WASHINGTON	.000	2	1	0	0	0	0	0	0	0	0	0	0	1	0	0	0
2014	Syracuse	.229	51	170	26	39	9	0	5	25	0	0	0	23	36	1	0	0
	WASHINGTON	.156	20	64	7	10	1	0	1	3	0	0	0	6	20	0	0	1
2015	Pawtucket	.263	26	99	8	26	4	0	1	13	0	0	2	10	23	0	1	1
	BOSTON	.184	41	114	8	21	2	0	0	3	6	0	1	7	28	0	1	1
	<b>Major League Totals</b>	<b>.187</b>	<b>75</b>	<b>209</b>	<b>17</b>	<b>39</b>	<b>5</b>	<b>0</b>	<b>1</b>	<b>8</b>	<b>6</b>	<b>0</b>	<b>3</b>	<b>17</b>	<b>60</b>	<b>0</b>	<b>1</b>	<b>3</b>
	<b>Minor League Totals</b>	<b>.237</b>	<b>576</b>	<b>1901</b>	<b>224</b>	<b>451</b>	<b>89</b>	<b>10</b>	<b>22</b>	<b>215</b>	<b>21</b>	<b>13</b>	<b>12</b>	<b>242</b>	<b>380</b>	<b>8</b>	<b>12</b>	<b>56</b>

Sandy Leon

- 2007 Signed by the Washington Nationals as a non-drafted free agent on 1/17
- 2012 On disabled list with a high right ankle sprain, 5/15-7/2
- 2015 Acquired by the Boston Red Sox in exchange for cash considerations on 3/30

**Additional Batting Statistics**

YEAR	CLUB	OBP	SLG	OPS	TB	GDP
2012	WASHINGTON	.389	.333	.722	10	1
2013	WASHINGTON	.000	.000	.000	0	0
2014	WASHINGTON	.229	.219	.447	14	1
2015	BOSTON	.238	.202	.439	23	4
	<b>Major League Totals</b>	<b>.258</b>	<b>.225</b>	<b>.483</b>	<b>47</b>	<b>6</b>

**Career Fielding Record**

YEAR	CLUB	POS	PCT.	G	GS	PO	A	E	TC	DP
2012	WASHINGTON	C	.987	12	9	73	5	1	79	1
2013	WASHINGTON	C	1.000	1	0	2	0	0	2	0
2014	WASHINGTON	C	.994	20	17	154	9	1	164	1
2015	BOSTON	C	.997	37	33	258	28	1	287	4
		3B	---	1	0	0	0	0	0	0
	<b>Career Totals</b>	<b>C</b>	<b>.994</b>	<b>70</b>	<b>59</b>	<b>487</b>	<b>42</b>	<b>3</b>	<b>532</b>	<b>6</b>
		<b>3B</b>	<b>---</b>	<b>1</b>	<b>0</b>	<b>0</b>	<b>0</b>	<b>0</b>	<b>0</b>	<b>0</b>

**Career Single-Game Highs**

- HITS** 3, 2 times, last 7/4/15 vs. HOU
- DOUBLES** 1, 5 times, last 9/2/15 vs. NYY
- HOME RUNS** 1, 4/14/14 at MIA
- RBI** 2, 2 times, last 4/14/14 at MIA
- RUNS SCORED** 2, 2 times, last 7/4/15 vs. HOU
- WALKS** 2, 2 times, last 4/30/14 at HOU
- STRIKEOUTS** 4, 9/13/15 at TB
- STOLEN BASES** None
- HITTING STREAK** 4, 7/19-22/12
- EJECTIONS** None

# 78 PAT LIGHT

RHP



**Bats:** Right • **Throws:** Right • **Height:** 6-5 • **Weight:** 220

**Opening Day Age:** 25 • **MLB Service:** None

**Born:** 3/29/1991 in Colts Neck, NJ

**Resides:** Hoboken, NJ

**Acquired:** Selected in the supplemental round (37th overall) of the 2012 June Draft

**Contract Status:** Signed through 2016

## Career Highlights

✦ Entering 5th season of his professional career, his 1st in Major League Spring Training camp...Added to Red Sox' 40-man roster on 11/20/15...Originally selected by BOS in the supplemental round of the 2012 June Draft (37th overall) as compensation for losing free agent Jonathan Papelbon.

✦ Converted to a reliever for the 2015 season after making 49 of his first 50 professional appearances as a starter... Has fanned 70 batters in 65.1 IP as a reliever in his minor league career (9.6 SO/9.0 IP).

✦ Following the 2015 season, ranked by *Baseball America* as the Red Sox' 4th-best pitching prospect, the club's No. 11 prospect overall.

✦ Pitched at Monmouth University and became the highest draft pick in school history.

**2015: Combined with Double-A Portland (21 G) and Triple-A Pawtucket (26 G) to go 3-5 with 5 saves, a 3.88 ERA (27 ER/62.2 IP), a .211 opponent AVG (49-for-232), and .297 opponent SLG in 47 appearances, all in relief...Averaged 9.6 SO/9.0 IP (67 SO).**

✦ Led Red Sox minor league pitchers in appearances.

✦ Held right-handed batters to a .186 AVG/.279 OBP/.248 SLG line (27-for-145, 5 XBH).

✦ Began the season with Portland...Allowed 6 ER in his first 4 appearances (9.0 IP), but posted a 0.87 ERA and .118 opponent AVG in his remaining 17 games with the Sea Dogs (20.2 IP, 8 H, 2 ER, 0 HR).

✦ Named Red Sox Minor League Relief Pitcher of the Month for May, going 3-for-3 in save opportunities with a 0.63 ERA in 11 appearances (14.1 IP, 5 H, R, 9 BB, 19 SO).

✦ Allowed no runs during an 11-game stretch from 5/10-6/6 (12.2 IP, 5 H).

✦ Transferred to Pawtucket on 6/9 and spent the remainder of the season with the PawSox...Earned a save in each of his first 2 Triple-A appearances and did not allow a base runner in any of his first 3 (3.0 IP, 4 SO).

✦ Struck out 18 of 46 batters faced in 10.1 IP from 7/25-8/9, recording a season-high 6 SO in 2.2 IP on 8/5 at Syracuse.

✦ In his final 12 appearances beginning 7/29, posted a 3.06 ERA and .188 opponent AVG (17.2 IP, 12 H, 6 ER, 21 SO).

✦ Made 12 appearances, all in relief, for Caguas of the Puerto Rican Winter League...Was 1-0 with a 1.59 ERA (2 ER/11.1 IP), .231 opponent AVG (9-for-39), 10 SO, and 8 BB...Did not allow an extra-base hit...Held left-handed batters to a .091 AVG (2-for-22)...Allowed no runs in his final 7 outings beginning 11/20 (6.0 IP, 3 H).

✦ Following the season, ranked by *Baseball America* as the Red Sox' 4th-best pitching prospect, the club's No. 11 prospect overall.

**2014: Combined with Single-A Greenville and High-A Salem to go 8-6 with a 4.83 ERA (71 ER/132.1 IP) in 25 appearances, all starts...Led Salem pitchers in starts (22) and IP (115.0).**

✦ Made 3 starts for the Drive before being transferred to Salem on 4/24.

✦ Went 4-1 with a 2.06 ERA (8 ER/35.0 IP) and .219 opponent AVG (28-for-128) in 6 starts from 6/29-7/27.

✦ Notched his 1st career complete game with a 7.0-inning victory in his final outing of the season on 8/30 at Wilmington, allowing just 3 hits.

✦ Went 5-2 with a 3.25 ERA (23 ER/63.2) over his final 11 starts of the season beginning 6/29...Recorded at least 5.0 IP and allowed 1 ER or fewer in 7 of those outings.

**2013: Appeared in only 13 games between the Rookie-level Gulf Coast League Red Sox and Single-A Greenville due to 3 DL stints.**

✦ On the DL with a left hamstring strain from 4/24-5/7, 5/23-6/1, and 6/2-8/31.

**2012: Made professional debut with Short-A Lowell, tying for 2nd on the club with 12 starts.**

✦ Did not throw more than 3.0 IP in any outing...Held opponents to 1 ER or fewer in 10 of 12 appearances.

✦ Following the season, ranked by *Baseball America* as the No. 17 prospect in the New York-Penn League.

**Personal**

- 🔴 Full name: Patrick James Light.
- 🔴 Signed by Ray Fagnant (Red Sox).
- 🔴 Went 14-14 with a 3.84 ERA (100 ER/234.1 IP) in 3 seasons at Monmouth University and became the highest draft pick in school history...Set single-season school records as a junior in 2012 with 102 SO and 101.1 IP en route to being named 2012 New Jersey Collegiate Baseball Association Pitcher of the Year.
- 🔴 Graduated from Christian Brothers (NJ) Academy.
- 🔴 Selected by the Twins in the 28th round of the 2009 June Draft, but did not sign.

**Pat Light's Career Record**

YEAR	CLUB	W-L	ERA	G	GS	CG	SHO	SV	IP	H	R	ER	HR	HB	BB	SO	WP	BK
2012	Lowell	0-2	2.37	12	12	0	0	0	30.1	27	9	8	1	1	5	30	2	0
2013	GCL Red Sox	0-0	0.00	3	3	0	0	0	6.0	4	0	0	0	0	2	3	0	0
	Greenville	1-4	8.89	10	9	0	0	0	28.1	44	33	28	4	1	14	28	5	0
2014	Greenville	2-0	4.15	3	3	0	0	0	17.1	15	9	8	1	0	4	19	0	0
	Salem	6-6	4.93	22	22	1	0	0	115.0	135	67	63	10	6	33	57	5	0
2015	Portland	1-1	2.43	21	0	0	0	3	29.2	18	11	8	3	0	11	32	1	0
	Pawtucket	2-4	5.18	26	0	0	0	2	33.0	31	19	19	2	1	26	35	1	0
<b>Minor League Totals</b>		<b>12-17</b>	<b>4.64</b>	<b>97</b>	<b>49</b>	<b>1</b>	<b>0</b>	<b>5</b>	<b>259.2</b>	<b>274</b>	<b>148</b>	<b>134</b>	<b>21</b>	<b>9</b>	<b>95</b>	<b>204</b>	<b>14</b>	<b>0</b>

- 2009 Selected by the Minnesota Twins in the 28th round of the June Draft (did not sign)
- 2012 Signed by the Boston Red Sox as a supplemental-round selection (club's 3rd pick, 37th overall) in the June Draft



**RED SOX ALL-FENWAY PARK TEAM**

As part of the 100th Anniversary Celebration of Fenway Park in 2012, the Red Sox presented an All-Fenway Park Team comprising the greatest 40 Red Sox players, and 3 managers, in Fenway Park history to appear in their positions of play. The All-Fenway Park Team was voted on by fans, historians, front office staff, and the club's historical and archival consultants. Below are the three teams that make up the 40-man roster along with the 3 managers of each team.

**Starting Lineup  
(Voted By Fans)**

- Carlton Fisk – C
- Jimmie Foxx – 1B
- Dustin Pedroia – 2B
- Wade Boggs – 3B
- Nomar Garciaparra – SS
- Ted Williams – LF
- Fred Lynn – CF
- Dwight Evans – RF
- Pedro Martinez – RHP
- Lefty Grove – LHP
- Jonathan Papelbon – Closer
- David Ortiz – DH
- Terry Francona – Manager
- Bernie Carbo – PH
- Dave Roberts – PR

**First Reserves**

- Jason Varitek – C
- Mo Vaughn – 1B
- Bobby Doerr – 2B
- Mike Lowell – 3B
- Johnny Pesky – SS
- Carl Yastrzemski – LF
- Dom DiMaggio – CF
- Trot Nixon – RF
- Roger Clemens – P
- Luis Tiant – P
- Tim Wakefield – P
- Dennis Eckersley – P
- Dick Radatz – P
- Joe Cronin – Manager

**Second Reserves**

- Rich Gedman – C
- George Scott – 1B
- Jerry Remy – 2B
- Frank Malzone – 3B
- Rico Petrocelli – SS
- Jim Rice – LF
- Reggie Smith – CF
- Tony Conigliaro – RF
- Babe Ruth – P
- Smoky Joe Wood – P
- Curt Schilling – P
- Bill Lee – P
- Jim Lonborg – P
- Dick Williams – Manager

# 41 CARLOS MARMOL

RHP



**Bats:** Right • **Throws:** Right • **Height:** 6-1 • **Weight:** 235  
**Opening Day Age:** 33 • **MLB Service:** 7 years, 126 days  
**Born:** 10/14/1982 in Bonao, Dominican Republic  
**Resides:** Bonao, Dominican Republic  
**Acquired:** Signed as a minor league free agent on 2/16/2016  
**Contract Status:** Signed through 2016

## Non-Roster Invitee

### Career Highlights

- 🔥 Enters his 17th professional season, his 1st in the Red Sox organization...Ls 23-35 with 117 saves over 9 major league seasons with the Cubs (2006-13), Dodgers (2013), and Marlins (2014).
  - 🔥 Began his career as a catcher and outfielder...Transitioned to a full-time pitcher prior to the 2003 season.
  - 🔥 Has fanned 11.6 hitters per 9.0 IP in the majors (744 SO/577.0 IP), the 3rd-highest rate all-time (min. 500.0 IP) behind only Billy Wagner (11.9) and Brad Lidge (11.9).
  - 🔥 In his ML career, has held right-handed batters to a .189 AVG (219-for-1,158) and lefties to a .187 AVG (166-for-887), with opponents hitting .188 (385-for-2,045) against him overall...Among pitchers with at least 500.0 innings in the live ball era (since 1920), ranks 3rd in opponent AVG behind only Billy Wagner (.187) and Troy Percival (.188).
  - 🔥 The only other player in MLB history with a strikeout rate as high and an opponent AVG as low as Marmol is Billy Wagner (11.9 SO/9.0 IP, .187 opponent AVG).
  - 🔥 From 2007-13, became just the 3rd pitcher in ML history to record 7 consecutive seasons with 10.0 or more SO/9.0 IP (min. 40.0 IP), joining Billy Wagner (7; 2001-07) and Randy Johnson (12; 1991-2002)...The trio has since been joined by David Robertson (7; 2009-15)...Has 6 seasons with 11.0 or more SO/9.0 IP (2007-12), 3rd most in ML history (min. 40.0 IP) behind only Johnson (9) and Wagner (7).
  - 🔥 Recorded 16.0 SO/9.0 IP in 2010 (138 SO/77.2 IP), the highest single-season mark ever by a pitcher with at least 70.0 IP...Set the Cubs' single-season franchise record for strikeouts by a reliever.
  - 🔥 Led ML relievers with 612 SO from 2007-12, 120 more than the next-highest total (Jonathan Papelbon, 492)...Also led ML relief pitchers with a .169 opponent AVG (258-for-1,528) in that span.
  - 🔥 Holds Cubs career franchise records for strikeouts (657) and appearances (470) as a reliever...Also ranks 2nd in Cubs history in total pitching appearances (483) and 3rd in saves (117)...Joins Lee Smith (1984-87) as the only Cubs pitchers to post at least 2 consecutive 30-save seasons, saving 38 games in 2010 and 34 in 2011.
  - 🔥 Named a 2008 NL All-Star, leading ML relievers with 114 SO and a .135 opponent AVG that season.
- 2015: Posted a 2.03 ERA (7 ER/31.0 IP) and averaged 13.9 SO/9.0 IP (48 SO) in 28 relief appearances with Triple-A Columbus, his only season in the CLE organization.**
- 🔥 Signed with CLE as a minor league free agent on 5/8 and participated in Extended Spring Training...Made his season debut on 6/20 at Durham, fanning 3 over 1.1 perfect IP.
  - 🔥 From 7/8 through the end of the season, converted 13 consecutive save opportunities and earned 2 wins, posting a 1.61 ERA (4 ER/22.1 IP) with 33 SO in 21 games.
  - 🔥 Did not allow an ER over 12 games from 7/19-8/19 (12.2 IP), posting a .119 opponent AVG (5-for-42, 0 XBH).
  - 🔥 On 8/7, fanned all 4 batters faced in his 6th save of the season...Threw 17 pitches, 14 for strikes.
  - 🔥 Recorded at least 1 SO in each of his last 11 outings, fanning 21 over 12.0 IP (15.75 SO/9.0 IP).
  - 🔥 Pitched in 8 games for Licey of the Dominican Winter League...Posted a 2.57 ERA (2 ER/7.0 IP).
- 2014: Made 15 relief appearances for MIA and 3 with CIN's Triple-A Louisville.**
- 🔥 Began the season with MIA, allowing no runs in 10 of his first 11 appearances through 4/29...Allowed 8 ER in 3.1 IP over his next 4 outings...Was designated for assignment on 5/11 and released on 5/19.
  - 🔥 Signed with CIN on 5/28 and appeared in 3 games for Louisville from 6/5-10...Released on 11/7.
  - 🔥 Pitched in 14 games for Licey of the Dominican Winter League, posting a 2.08 ERA (3 ER/13.0 IP).
- 2013: Split the year between CHC and LAD...Combined to go 2-4 with a 4.41 ERA (24 ER/49.0 IP).**
- 🔥 Struck out 10.8 hitters per 9.0 IP...Became just the 3rd pitcher in ML history to record 7 or more consecutive seasons with at least 10.0 SO/IP (min. 40.0 IP), joining Billy Wagner (7; 2001-07) and Randy Johnson (12; 1991-2002).
  - 🔥 Surrendered 9 ER in 8 June games (12.15 ERA) before being designated for assignment on 6/25.
  - 🔥 Acquired by LAD on 7/2 and assigned to High-A Rancho Cucamonga, where he made his organizational debut on 7/10 vs. High Desert...Transferred to Triple-A Chattanooga on 7/18...Selected to the ML roster on 7/23 and pitched that day at TOR (1.2 IP, 3 ER).

## Carlos Marmol, Continued

🚩 Held opponents scoreless in 18 of 19 games with the Dodgers from 8/2 through the end of the season, posting a 0.96 ERA (2 ER/18.2 IP)...Struck out 26 hitters and held opponents to a .131 AVG in that span.

🚩 Returned to the Dominican Winter League, appearing in 3 games for Licey.

**POSTSEASON:** Pitched 3.2 scoreless innings in the NLCS against STL (H, BB, 5 SO), appearing in Games 4 and 6.

**2012: Converted 20 of 23 save opportunities (86.9%) in 61 games with the Cubs...Fanned 11.7 hitters per 9.0 IP, his 6th straight campaign with at least 11.0 SO/9.0 IP.**

🚩 Converted a career-best 19 consecutive save chances from 5/2-9/14...Moved into the closer's role on 6/15 vs. BOS.

🚩 Was placed on the DL with a right hamstring strain from 5/12-28, making 2 scoreless rehab appearances for Triple-A Iowa on 5/25 and 5/27, his 1st appearances in minor league games since 2007.

🚩 Posted a 1.52 ERA (5 ER/29.2 IP) in 30 games after the All-Star break.

**2011: Recorded 34 saves in 75 relief outings for Chicago...Averaged 12.0 SO/9.0 IP, the 2nd-highest mark in the majors behind only Craig Kimbrel's 14.8 (min. 70.0 IP).**

🚩 Signed a 3-year contract with the Cubs on 2/14.

🚩 Posted a 2.57 ERA (12 ER/42.0 IP) prior to the All-Star break, including a 1.17 ERA (3 ER/23.0 IP) through his first 22 outings, 20 of which were scoreless.

🚩 Posted a 0.43 ERA (1 ER/21.0 IP) from 4/4-5/29, including 13 straight scoreless appearances from 4/23-5/29.

🚩 Set a franchise record with 25.1 consecutive scoreless frames on the road from 8/25/10-6/4/11 (snapped the streak by giving up a run on 6/5 at STL).

🚩 Recorded 9 saves in 10 appearances over just 14 team games from 7/31-8/14 (0.93 ERA, 1 ER/9.2 IP).

**2010: Recorded 16.0 SO/9.0 IP, the highest single-season mark ever by a pitcher with at least 70.0 IP...Led ML relief pitchers and set a Cubs single-season record for relievers with 138 SO in 77.2 IP.**

🚩 Set a career high with 38 saves, 4th most in the NL...Became the first Cubs hurler to save over half of Chicago's wins (38 of 75) since Rod Beck in 1998 (51 of 98).

🚩 Opponents hit just .147 over the course of the season, tied for 2nd in the majors with TB's Joaquin Benoit.

🚩 Surrendered just 1 HR, ranking 2nd in the majors with a 0.12 HR/9.0 IP ratio (min. 50.0 IP).

🚩 Became the 1st reliever to lead the NL in both SO and BB (52) since Dave Burba in 1994.

🚩 Did not allow an ER in his final 19 games beginning 8/25 (18.2 IP)...Converted his final 17 save chances... From 9/1 through the end of the season, led the majors with 14 saves.

**2009: Led the Cubs with 27 holds and set a career high with 15 saves, including 11 consecutive after moving to the closer's role on 8/18.**

🚩 Limited opponents to a .170 AVG (43-for-253), 3rd best among ML relievers...Also finished 3rd among NL relievers with 11.3 SO/9.0 IP (93 SO, 74.0 IP).

🚩 Surrendered just 2 HR in 74.0 IP, 8 fewer than his 2008 total...Ranked 8th in the majors with a 0.24 HR/9.0 IP ratio...Did not allow a HR in 61.0 consecutive innings from 5/4-9/26.

**2008: Named an NL All-Star in his first full ML season...Led ML relievers with 114 SO and a .135 opponent AVG (40-for-296)...Also led NL relievers with a .508 opponent OPS.**

🚩 His 114 SO were the most by a Cubs relief pitcher since Paul Assenmacher's 117 in 1991.

🚩 Set a Cubs franchise record with 30 holds (since broken by Sean Marshall, 34 in 2011).

🚩 Led the majors with 4.12 hits allowed per 9.0 IP...Tied for 3rd in the majors with 82 games out of the bullpen.

🚩 Posted a 1.61 home ERA (9 ER/50.1 IP), the top mark in the majors (min. 50.0 IP at home).

🚩 Allowed only 1 base runner (error) in a scoreless 13th inning in the All-Star Game at Yankee Stadium on 7/15.

🚩 Ranked 3rd in the NL with a 1.29 ERA (5 ER/35.0 IP) after the All-Star break (min. 20.0 IP).

🚩 Had the longest scoreless innings streak among Cubs relievers, 16.0 IP from 7/20-8/19 (15 outings)...Also held opponents scoreless over 11 games from 4/21-5/14 (13.2 IP).

🚩 Pitched 2.0 hitless frames over 2 games for Licey in the Dominican Winter League following the season.

**POSTSEASON:** Surrendered 2 ER in 2.2 IP (6.75 ERA) in the NLDS vs. LAD, pitching in Games 2 and 3.

**2007: Went 5-1 with 1 save and a 1.43 ERA (11 ER/69.1 IP) in 59 relief appearances for the Cubs after being recalled in May...52 of his ML outings were scoreless.**

🚩 Averaged 12.46 SO/9.0 IP, the 3rd-highest rate in the majors (min. 50.0 IP).

🚩 Held opponents to a .169 AVG (41-for-243), the lowest mark in the NL and 2nd-lowest in MLB (min. 250 BF)...Also led the majors with a .226 opponent SLG (min. 100 BF), allowing only 8 XBH (5 2B, 3 HR).

🚩 Led the NL with an 87.8% strand rate (36 of 41)...Stranded 26 consecutive inherited runners from 6/3-8/10.

🚩 Did not allow a run in his first 10 ML games of the season (through 6/8), giving up only 2 hits in 9.2 IP...On 6/19 at TEX, became the 1st Cub to throw 3.0 perfect relief innings since Mike Campbell (3.1 IP) on 9/4/96 at FLA.

🚩 Began the season at Triple-A Iowa, going 4-1 over 8 games (7 starts).

🚩 Struck out the side in order in his only appearance for Licey in the Dominican Winter League.

**POSTSEASON:** Made 2 NLDS appearances for CHC against ARI.

## Carlos Marmol, Continued

**2006: Made 19 appearances (13 starts) with the Cubs in his ML debut, having never pitched above Double-A prior to the season...Also made 11 starts for Double-A West Tennessee and 2 rehab relief appearances for Triple-A Iowa...Named a Southern League mid-season All-Star.**

- 👉 Recalled by CHC on 6/4 and made his ML debut that night at STL, tossing 2.0 scoreless innings (3 SO).
- 👉 Made his 1st career start on 6/11 at CIN and earned the victory (6.0 IP, R, 2 H, 3 BB, 7 SO).
- 👉 Singled off Roy Oswalt on 7/18 vs. HOU, his 1st ML hit...Homered off Shawn Chacon on 9/7 vs. PIT.
- 👉 Was placed on the 15-day DL with right shoulder fatigue on 8/21 (retro to 8/19).
- 👉 Began the season with West Tennessee...Named SL Pitcher of the Week on 4/16...Allowed only 1 HR and averaged 10.4 SO/9.0 IP for the Diamond Jaxx...Also hit .263 (5-for-19) and hit his 1st HR since 2002.
- 👉 Pitched in 1 game for Lacey of the Dominican Winter League following the season.

**2005: Named a Midwest League mid-season All-Star...Went 9-6 with a 3.41 ERA (56 ER/148.0 IP) in 26 starts between High-A Daytona and Double-A West Tennessee.**

👉 Named Southern League Pitcher of the Week for the period 7/17-23 (2 GS, 0.64 ERA, 14.0 IP, 19 SO, R).

**2004: Was a Midwest League mid-season All-Star, pacing the league with 14 wins for Single-A Lansing...Led the Lugnuts with 154 SO in 26 games (24 GS).**

**2003: In his first full season as a pitcher, led the Rookie-level Arizona League with 74 SO in 14 games (9 starts)...Averaged 10.7 SO/9.0 IP (62.1 IP).**

**2002: Combined to hit .236 in 62 games between Single-A Lansing and the Arizona League Cubs.**

👉 Made his pitching debut in the AZL, appearing once and allowing a hit and a BB in 1.0 scoreless frame.

**2001: Played 40 games for the Arizona League Cubs...Appeared in 12 games at catcher and 19 in LF.**

**2000: Debuted at 17 years old, hitting .314 in 41 games for the Dominican Summer League Cubs.**

### Personal

👉 Full name: Carlos Agustin Marmol.

👉 Signed by Jose Serra (Cubs).

### Carlos Marmol's Career Pitching Record

YEAR	CLUB	W-L	ERA	G	GS	CG	SHO	SV	IP	H	R	ER	HR	HB	BB	SO	WP	BK
2002	Mesa	0-0	0.00	1	0	0	0	0	1.0	1	0	0	0	0	1	1	0	1
2003	Mesa	3-5	4.19	14	9	0	0	0	62.1	54	38	29	5	7	37	74	6	2
2004	Lansing	14-8	3.20	26	24	0	0	0	154.2	131	64	55	15	14	53	154	5	2
2005	Daytona	6-2	2.99	13	13	0	0	0	72.1	60	30	24	7	3	37	71	5	1
	West Tennessee	3-4	3.65	14	14	0	0	0	81.1	70	33	33	10	8	40	70	1	1
2006	West Tennessee	3-2	2.33	11	11	0	0	0	58.0	42	18	15	1	1	25	67	3	1
	CHICAGO-NL	5-7	6.08	19	13	0	0	0	77.0	71	54	52	14	5	59	59	3	1
	Iowa	0-0	9.00	2	0	0	0	0	3.0	4	3	3	0	0	1	1	0	0
2007	Iowa	4-1	3.95	8	7	0	0	0	41.0	30	18	18	4	8	12	48	4	0
	CHICAGO-NL	5-1	1.43	59	0	0	0	1	69.1	41	11	11	3	4	35	96	5	1
2008	CHICAGO-NL	2-4	2.68	82	0	0	0	7	87.1	40	30	26	10	6	41	114	6	1
2009	CHICAGO-NL	2-4	3.41	79	0	0	0	15	74.0	43	29	28	2	12	65	93	6	1
2010	CHICAGO-NL	2-3	2.55	77	0	0	0	38	77.2	40	23	22	1	8	52	138	2	2
2011	CHICAGO-NL	2-6	4.01	75	0	0	0	34	74.0	54	33	33	5	9	48	99	4	0
2012	CHICAGO-NL	3-3	3.42	61	0	0	0	20	55.1	40	24	21	4	2	45	72	2	0
	Iowa	0-0	0.00	2	0	0	0	0	2.0	1	0	0	0	0	2	4	2	0
2013	CHICAGO-NL	2-4	5.86	31	0	0	0	2	27.2	26	19	18	6	3	21	32	2	0
	Rancho Cuca.	0-0	6.00	3	0	0	0	1	3.0	4	2	2	2	0	1	4	1	0
	Chattanooga	0-0	0.00	2	0	0	0	0	2.0	0	0	0	0	1	1	2	0	0
	LOS ANGELES-NL	0-0	2.53	21	0	0	0	0	21.1	14	7	6	1	1	19	27	3	1
2014	MIAMI	0-3	8.10	15	0	0	0	0	13.1	16	12	12	3	1	10	14	2	0
	Louisville	0-1	7.36	3	0	0	0	0	3.2	2	3	3	1	0	6	6	2	0
2015	Columbus	3-1	2.03	28	0	0	0	13	31.0	19	7	7	1	0	27	48	5	0
	<b>Major League Totals</b>	<b>23-35</b>	<b>3.57</b>	<b>519</b>	<b>13</b>	<b>0</b>	<b>0</b>	<b>117</b>	<b>577.0</b>	<b>385</b>	<b>242</b>	<b>229</b>	<b>49</b>	<b>51</b>	<b>395</b>	<b>744</b>	<b>35</b>	<b>7</b>
	<b>Minor League Totals</b>	<b>36-24</b>	<b>3.32</b>	<b>126</b>	<b>77</b>	<b>0</b>	<b>0</b>	<b>14</b>	<b>509.2</b>	<b>413</b>	<b>215</b>	<b>188</b>	<b>46</b>	<b>42</b>	<b>242</b>	<b>543</b>	<b>34</b>	<b>8</b>

### Carlos Marmol's Career Hitting Record

YEAR	CLUB	AVG	G	AB	R	H	2B	3B	HR	RBI	SH	SF	HB	BB	SO	SB	CS
2000	DSL Cubs	.314	41	140	32	44	7	2	0	22	7	3	2	11	27	3	1
2001	AZL Cubs	.295	40	129	15	38	11	0	0	12	1	0	3	9	30	4	3
2002	Lansing	.149	15	47	2	7	0	1	0	4	0	0	0	1	7	0	2
	AZL Cubs	.258	47	186	22	48	6	3	1	16	3	2	1	3	35	10	4
2005	West Tennessee	.143	15	21	3	3	0	0	0	1	3	0	0	1	6	0	0
2006	CHICAGO-NL	.261	21	23	3	6	1	0	1	1	1	0	0	0	11	0	0
2007	CHICAGO-NL	.000	59	6	0	0	0	0	0	0	1	0	0	0	3	0	0
2008	CHICAGO-NL	.000	82	1	0	0	0	0	0	0	1	0	0	0	1	0	0
2013	LOS ANGELES-NL	.000	21	1	0	0	0	0	0	0	0	0	0	0	0	0	0
	<b>Major League Totals</b>	<b>.194</b>	<b>183</b>	<b>31</b>	<b>3</b>	<b>6</b>	<b>1</b>	<b>0</b>	<b>1</b>	<b>1</b>	<b>3</b>	<b>0</b>	<b>0</b>	<b>0</b>	<b>11</b>	<b>0</b>	<b>0</b>
	<b>Minor League Totals</b>	<b>.268</b>	<b>158</b>	<b>523</b>	<b>74</b>	<b>140</b>	<b>24</b>	<b>6</b>	<b>1</b>	<b>55</b>	<b>14</b>	<b>5</b>	<b>6</b>	<b>25</b>	<b>105</b>	<b>17</b>	<b>10</b>



# Carlos Marmol, Continued

- 1999 Signed by the Chicago Cubs as a non-drafted free agent, 7/3
- 2006 On disabled list with right shoulder fatigue, 8/19-9/3
- 2012 On disabled list with a right hamstring strain, 5/12-28
- 2013 Acquired by the Los Angeles Dodgers with cash in exchange for RHP Matt Guerrier on 7/2
- 2014 Signed by the Miami Marlins as a free agent on 2/11
- 2014 Signed by the Cincinnati Reds as a minor league free agent on 5/28
- 2015 Signed by the Cleveland Indians as a minor league free agent on 5/8
- 2016 Signed by the Boston Red Sox as a minor league free agent on 2/16

## Division Series Record

YEAR	CLUB	W-L	ERA	G	GS	CG	SHO	SV	IP	H	R	ER	HR	HB	BB	SO	WP	BK
2007	CHC vs. ARI	0-1	9.00	2	0	0	0	0	3.0	3	3	3	2	0	3	6	0	0
2008	CHC vs. LAD	0-0	6.75	2	0	0	0	0	2.2	3	2	2	0	0	0	3	0	0
<b>Division Series Totals</b>		<b>0-1</b>	<b>7.94</b>	<b>4</b>	<b>0</b>	<b>0</b>	<b>0</b>	<b>0</b>	<b>5.2</b>	<b>6</b>	<b>5</b>	<b>5</b>	<b>2</b>	<b>0</b>	<b>3</b>	<b>9</b>	<b>0</b>	<b>0</b>

## League Championship Series Record

YEAR	CLUB	W-L	ERA	G	GS	CG	SHO	SV	IP	H	R	ER	HR	HB	BB	SO	WP	BK
2013	LAD vs. STL	0-0	0.00	2	0	0	0	0	3.2	1	0	0	0	0	1	5	0	0

## All-Star Game Record

YEAR	CLUB	W-L	ERA	G	GS	CG	SHO	SV	IP	H	R	ER	HR	HB	BB	SO	WP	BK
2008	NL at NYY	0-0	0.00	1	0	0	0	0	1.0	0	0	0	0	0	0	2	0	0

## World Baseball Classic Record

YEAR	CLUB	W-L	ERA	G	GS	CG	SHO	SV	IP	H	R	ER	HR	HB	BB	SO	WP	BK
2009	Dom. Rep.	0-1	5.40	2	0	0	0	0	1.2	2	2	1	0	1	1	4	0	0

## Career Fielding Record

YEAR	CLUB	POS	PCT.	G	GS	PO	A	E	TC	DP
2006	CHICAGO-NL	P	.769	19	13	3	7	3	13	0
2007	CHICAGO-NL	P	1.000	59	0	4	7	0	11	1
2008	CHICAGO-NL	P	.933	82	0	8	6	1	15	1
2009	CHICAGO-NL	P	.800	79	0	1	7	2	10	1
2010	CHICAGO-NL	P	1.000	77	0	4	1	0	5	0
2011	CHICAGO-NL	P	1.000	75	0	6	9	0	15	1
2012	CHICAGO-NL	P	.909	61	0	5	5	1	11	4
2013	CHICAGO-NL	P	1.000	31	0	4	7	0	11	0
	LOS ANGELES-NL	P	.857	21	0	2	4	1	7	1
2014	MIAMI	P	1.000	15	0	2	1	0	3	0
<b>Career Totals</b>		<b>P</b>	<b>.921</b>	<b>519</b>	<b>13</b>	<b>39</b>	<b>54</b>	<b>8</b>	<b>101</b>	<b>9</b>

## Career Single-Game Highs

<b>INNINGS PITCHED</b>	6.1, 6/28/06 vs. MIL (start)
	3.0, 6/19/07 at TEX (relief)
<b>STRIKEOUTS</b>	8, 6/28/06 vs. MIL (start)
	5, 4 times, last 7/6/10 at ARI (relief)
<b>HITS ALLOWED</b>	7, 2 times, last 8/3/06 vs. ARI (start)
	5, 2 times, last 5/31/11 vs. HOU (relief)
<b>RUNS ALLOWED</b>	7, 2 times, last 8/3/06 vs. ARI (start)
	6, 5/31/11 vs. HOU (relief)
<b>WALKS ALLOWED</b>	8, 8/13/06 at COL (start)
	5, 7/17/10 vs. PHI (relief)
<b>HOME RUNS ALLOWED</b>	2, 3 times, last 8/8/06 at MIL (start)
	2, 2 times, last 6/16/13 for CHC at NYM (relief)
<b>EJECTIONS</b>	None
<b>SCORELESS INNINGS STREAK</b>	23.1, 8/14-9/26/07

Carlos Marmol

# 16 DEVEN MARRERO

INF



**Bats:** Right • **Throws:** Right • **Height:** 6-1 • **Weight:** 194  
**Opening Day Age:** 25 • **MLB Service:** 60 days  
**Born:** 8/25/1990 in Miami, FL  
**Resides:** Miami, FL  
**Acquired:** Selected in the first round (24th overall) of the 2012 June Draft  
**Contract Status:** Signed through 2016

## Career Highlights

- Entering 4th professional season and 3rd in Major League Spring Training camp.
- This is his 3rd straight year entering the season rated by *Baseball America* as the best defensive infielder in the Red Sox' system...Also rated as having the system's best infield arm in 2014 and 2015.
- Also ranked by *Baseball America* as the No. 9 prospect in the Red Sox' organization, the top SS prospect.
- Tabbed as Red Sox Minor League Defensive Player of the Year in 2014 after posting a .976 fielding percentage between Double-A Portland and Triple-A Pawtucket.
- Has stolen at least 16 bases in all 3 minor league campaigns...Named Red Sox Minor League Base Stealer of the Year in 2013...Was successful in 27 of 29 stolen base attempts (93.1%) in 2013, the best rate among all minor leaguers with at least 25 SB.

### 2015: Made ML debut with 25 games (12 starts) over 3 stints with BOS...Also played 102 games for Triple-A Pawtucket.

- Started for the Red Sox at 3B (10 GS), SS (1 GS), and 2B (1 GS)...Combined for a .973 fielding pct. (1 E/37 TC).
- Selected to the ML roster on 6/25...Debuted on 6/28 at TB, entering the game at 2B in the 2nd inning (Mike Napoli ejected)...Made 1st start on 7/1 at TOR at 2B (0-for-3).
- Recorded his 1st ML hit on 7/20 at LAA, a 7th-inning single off Mike Morin...Optioned to PawSox after the game.
- Recalled from Pawtucket a 2nd time on 8/8 and optioned back on 8/11.
- Recalled a final time on 9/5...Went 7-for-11 from 9/12-16, recording his 1st multi-hit game on 9/13 at TB (2-for-5)...Went 3-for-4 with 2 R and his 1st career RBI on 9/16 at BAL.
- Started 4 straight games at 3B, 9/28-10/1 at NYY...Collected 1st XBH on 9/28 at NYY, a 2-out HR in the 9th off Caleb Cotham...Recorded 1st game-winning RBI on 9/30 at NYY with an RBI single off Andrew Bailey in the 11th.
- For Pawtucket, appeared in 90 games at SS, 8 at 2B, and 3 at 3B...Combined for a .962 fielding pct. (18 E/470 TC).
- Led the PawSox in hits (96) and runs (49), also ranking 2nd in total bases (129) and steals (12)...Batted .315 (29-for-92) in his final 22 games with the PawSox beginning 8/15.
- Following the season, rated by *Baseball America* as the No. 9 Red Sox prospect, as well as the best defensive infielder in the system.

### 2014: Split the season between Double-A Portland and Triple-A Pawtucket and earned Red Sox Minor League Defensive Player of the Year honors.

- Combined for a .976 fielding percentage (12 E/490 TC), all at SS.
- Between the 2 stops, batted .258 (117-for-454) with 30 2B, 2 3B, 6 HR, 59 RBI, 16 SB, 46 BB, and 65 R...Hit .287 (39-for-136) with a .384 OBP against left-handed pitching.
- Began the season with Portland and reached base safely in his first 11 games (.333, 16-for-48, 4 BB, .385 OBP).
- Ranked 3rd in the Eastern League with a .368 AVG (32-for-87) in June...Also named Red Sox Minor League Defensive Player of the Month for June.
- Chosen as Eastern League Player of the Week for 6/16-22 (.650, 13-for-20, 3B, HR, 4 RBI in 6 G).
- Was batting .291 (78-for-268) with a .371 OBP in 68 games prior to 7/2 promotion...Was the EL's leading SS with a .978 fielding percentage (6 E/271 TC) on that date.
- Played in 50 of Pawtucket's remaining 57 games.
- Drove in the game-winning run with a 2-out, RBI 2B in the 10th inning on 7/4 at Syracuse, his 3rd Triple-A game.
- Played in all 9 of the PawSox' Governors' Cup playoff games, batting .241 (7-for-29) with 2B, 2 RBI, 2 BB, 2 R, and 2 SH en route to the International League title...Also started the Triple-A Championship Game at SS.
- Batted .328 (19-for-58) with 5 2B, 2 RBI, 11 BB, 2 SB, and 13 runs in 17 games for Surprise in the Arizona Fall League...Led the AFL with a .443 OBP and ranked 4th in AVG.
- Following the season, named the No. 3 SS prospect in the Eastern League (No. 19 overall) by *Baseball America*.
- Also ranked by *BA* as the No. 9 prospect and the top SS in the Red Sox' organization, as well as the farm system's best defensive infielder and as having the best infield arm.

## Deven Marrero, Continued

### 2013: Named Red Sox Minor League Base Runner of the Year in 1st full pro season between High-A Salem and Double-A Portland.

👉 Invited to Major League Spring Training as a non-roster player the spring after being drafted...Was the 1st Red Sox position player to do that since Scott Hatteberg (joined camp in 1992 after being drafted in 1991)...The only Red Sox pitchers to do it in that time are RHP Craig Hansen, signed to a major league contract after being drafted in 2005, and Cuban-born LHP Rolando Viera, drafted as a 27-year-old in 2001.

👉 Tied for 4th in the Red Sox system with 27 SB and was caught just twice (93.1%)...Was the best SB% among all minor leaguers with at least 25 SB.

👉 Between the 2 teams, hit .309 (25-for-81) with a .398 OBP against left-handers.

👉 Combined for a .988 fielding percentage at SS (6 E/509 TC)...Had a .990 mark with Salem (4 E/407 TC), best among Carolina League SS with at least 10 games at the position...Made just 1 miscue over his first 56 games through 7/5.

👉 Led the Salem Sox with 21 SB in 23 chances (91.3%)...Was successful in his first 18 SB attempts before being caught for the 1st time in his 74th game of the season on 7/26.

👉 Hit .294 (15-for-51) with 8 2B in 14 games in April before landing on the DL on 4/23 with a right hamstring strain...Activated 5/12.

👉 Was Boston's Minor League Defensive Player of the Month for May and the club's Minor League Base Runner of the Month for June (5 2B, 7 SB, 0 CS).

👉 Reached safely in 21 straight games from 6/15-7/11 (.321, 26-for-81, 14 BB, .427 OBP).

👉 Hit safely in 12 of 19 games following 8/12 promotion to Portland...Drew 6 BB in his final 6 games of the season.

👉 Following the season, ranked by *Baseball America* as the best defensive infielder and as having the best infield arm among Red Sox prospects.

👉 Rated by *Baseball America* as the No. 2 SS prospect in the Carolina League, the league's No. 10 prospect overall...Also tabbed as having the best infield arm in the CL.

### 2012: Red Sox' No. 1 selection in the June Draft...Was assigned to Short-A Lowell for his pro debut.

👉 Led the Spinners and placed 2nd in the New York-Penn League with 24 SB...Also topped Lowell in runs (45), 2B (tied, 14), XBH (19), total bases (92), and BB (34)...Paced club qualifiers in OBP (.358).

👉 Split time between SS (29 games) and DH (35 games).

👉 Batted .341 (31-for-91) with runners on base.

👉 Knocked 1st career HR on 6/26 at Tri-City...Hit a go-ahead solo shot in the 13th inning on 8/11 to give Lowell an eventual 6-5 win at Hudson Valley.

👉 Chosen as Red Sox Minor League Base Stealer of the Month for July after swiping a NYPL-high 12 bases...Stole a season-high 3 bases on both 7/29 vs. State College and 8/15 vs. Aberdeen.

👉 Following the season, ranked by *Baseball America* as BOS' No. 10 prospect and as the No. 2 SS prospect (No. 7 prospect overall) in the NYPL.

## Personal

👉 Full name: Deven Sommer Marrero.

👉 Signed by Vaughn Williams (Red Sox).

👉 Was the top defensive college player available in the 2012 June Draft and the 2nd-best collegiate athlete available overall, according to *Baseball America*.

👉 Hit .325 (193-for-593) with 37 2B, 11 3B, 12 HR, 95 RBI, 102 runs, 45 BB, and 32 SB in 150 career games over 3 seasons at Arizona State University from 2010-12, earning all-conference honors in each year...Named a 1st-Team Pac-12 All-Conference selection, 1st-Team Academic All-District VIII selection, and picked for the Pac-12 All-Academic 2nd Team as a junior in 2012...Selected as the Pac-10 Defensive Player of the Year and earned 1st-Team All-Pac-10 honors in 2011...Named a Collegiate Baseball 1st-Team Freshman All-American in 2010 after setting a Sun Devils freshman record with a team-leading .397 AVG (62-for-156).

👉 Chosen as a Cape Cod League All-Star in 2011, his 2nd season with Cotuit...Also led the Team USA National Collegiate Team with 19 hits and 14 RBI in 14 games in 2011.

👉 Earned All-State and All-County honors with American Heritage (FL) High School as a junior in 2008 during the school's state and national title-winning season, a team that also included current KC 1B Eric Hosmer.

👉 Selected by the Reds in the 17th round of the 2009 June Draft, but did not sign.

👉 His cousin, 1B Chris Marrero, played for Triple-A Pawtucket in August and September 2015 and re-signed with the Red Sox as a minor league free agent in November 2015...Also a 1st-round pick (Nationals in 2006 June Draft), Chris has played 39 ML games with WSH between 2011 and 2013...In addition, is the cousin of OF/1B Christian Marrero, a Phillies farmhand in 2015.

## Deven Marrero, Continued

### In the Community

Deven interacted with fans during Winter Weekend in January 2016...In December 2015, took part in the Red Sox Holiday Caravan by visiting Boston Children's Hospital, the Jimmy Fund, Beth Israel Deaconess Medical Center, Shriner's Hospital, Mass General Hospital for Children, Boston Medical Center, and the BASE...Visited Martinson Elementary School as part of a Rally Against Cancer in October 2015...Greeted fans at the gates and participated in a player/fan photo session before home games at Fenway Park...In each of the past 2 spring trainings, has attended the Red Sox Foundation's Casino Night and participated in the "Days of Service" event...Also attended the JetBlue Park Open House in 2015 and met with Jimmy Fund patients during their trip to Fort Myers in 2014...Was involved in local community outreach through his participation in the 2014 Red Sox Rookie Development Program, including visiting Boston Children's Hospital and painting murals at McKinley Middle School in Boston with members of the Red Sox Scholars program.

### Deven Marrero's Career Record

YEAR	CLUB	AVG	G	AB	R	H	2B	3B	HR	RBI	SH	SF	HB	BB	SO	SB	CS	E
2012	Lowell	.268	64	246	45	66	14	3	2	24	2	1	1	34	48	24	6	9
2013	Salem	.256	85	332	50	85	20	0	2	21	1	0	1	42	60	21	2	4
	Portland	.236	19	72	7	17	0	0	0	5	1	2	0	10	16	6	0	2
2014	Portland	.291	68	268	42	78	19	2	5	39	0	3	2	34	57	12	7	6
	Pawtucket	.210	50	186	23	39	11	0	1	20	2	1	1	12	37	4	1	6
	Pawtucket	.256	102	375	49	96	13	1	6	29	5	4	2	33	87	12	5	18
2015	BOSTON	.226	25	53	8	12	0	0	1	3	0	0	0	3	19	2	1	1
<b>Major League Totals</b>		<b>.226</b>	<b>25</b>	<b>53</b>	<b>8</b>	<b>12</b>	<b>0</b>	<b>0</b>	<b>1</b>	<b>3</b>	<b>0</b>	<b>0</b>	<b>0</b>	<b>3</b>	<b>19</b>	<b>2</b>	<b>1</b>	<b>1</b>
<b>Minor League Totals</b>		<b>.258</b>	<b>388</b>	<b>1479</b>	<b>216</b>	<b>381</b>	<b>77</b>	<b>6</b>	<b>16</b>	<b>138</b>	<b>11</b>	<b>11</b>	<b>7</b>	<b>165</b>	<b>305</b>	<b>79</b>	<b>21</b>	<b>45</b>

2009 Selected by the Cincinnati Reds in the 17th round of the June Draft (did not sign)

2012 Signed by the Boston Red Sox as a first-round selection (24th overall) in the June Draft

### Additional Batting Statistics

YEAR	CLUB	OBP	SLG	OPS	TB	GDP
2015	BOSTON	.268	.283	.551	15	2

### Career Fielding Record

YEAR	CLUB	POS	PCT.	G	GS	PO	A	E	TC	DP
2015	BOSTON	2B	1.000	3	1	1	5	0	6	2
		3B	.955	13	10	3	18	1	22	4
		SS	1.000	6	1	3	6	0	9	2

### Career Single-Game Highs

<b>HITS</b>	3, 9/16/15 at BAL
<b>DOUBLES</b>	None
<b>HOME RUNS</b>	1, 9/28/15 at NYY
<b>RBI</b>	1, 3 times, last 9/30/15 at NYY
<b>RUNS SCORED</b>	2, 9/16/15 at BAL
<b>WALKS</b>	1, 3 times, last 10/4/15 at CLE
<b>STRIKEOUTS</b>	3, 2 times, last 9/25/15 vs. BAL
<b>STOLEN BASES</b>	1, 2 times, last 9/23/15 vs. TB
<b>HITTING STREAK</b>	4, 9/12-16/15
<b>EJECTIONS</b>	None

### Home Run Notes

<b>MULTI-HOME RUN GAMES (0)</b>
<b>LEADOFF HOME RUNS (0)</b>
<b>GRAND SLAMS (0)</b>
<b>PINCH-HIT HOME RUNS (0)</b>
<b>EXTRA-INNING HOME RUNS (0)</b>
<b>GAME-ENDING HOME RUNS (0)</b>
<b>INSIDE-THE-PARK HOME RUNS (0)</b>

# 81 KYLE MARTIN

RHP



**Bats:** Right • **Throws:** Right • **Height:** 6-7 • **Weight:** 230  
**Opening Day Age:** 25 • **MLB Service:** None  
**Born:** 1/18/1991 in Austin, TX  
**Resides:** Austin, TX  
**Acquired:** Selected in the ninth round of the 2013 June Draft  
**Contract Status:** Signed through 2016

## Non-Roster Invitee

### Career Highlights

- Entering 4th professional season, all with the Red Sox organization, his 1st in Major League Spring Training camp.
- Has averaged 9.1 SO and only 2.3 BB per 9.0 IP in his career (162.2 IP, 164 SO, 42 BB).
- His 10.2 SO/9.0 IP (52 SO/46.0 IP) in 2015 led all Red Sox farmhands with at least 40.0 IP.

**2015: Limited to 27 appearances, all in relief, with Double-A Portland due to a DL stint of nearly 2 months...Also made 3 rehab appearances with the GCL Red Sox.**

- Combined to hold opponents to a .326 SLG, allowing only 6 XBH...Had a 3.3 SO/BB ratio (52 SO/16 BB).
- Held lefties to a .195 AVG (17-for-87)...Posted a 1.86 ERA (4 ER/19.1 IP) in 12 road games while with Portland.
- Struck out a season-high 6 batters in 2.2 IP on 4/11 vs. Reading (0 BB)...Allowed 0 ER in 9.1 IP from 4/29-5/15...Had 5 SO and no BB in 3.0 hitless innings on 5/11 vs. Trenton.
- On the DL from 5/21-7/15 due to a right shoulder strain...Made 3 appearances, all scoreless, with the GCL Red Sox during a rehab assignment (4.0 IP, 3 H, 4 SO).
- Returned to Portland and posted a 5.24 ERA (13 ER/22.1 IP) in his remaining 16 outings, 11 of which were scoreless.
- Following the season, went 1-0 with 1 save, a 2.16 ERA (2 ER/8.1 IP), and a .194 opponent AVG (6-for-31, BB, 8 SO) in 6 appearances for Arizona Fall League champion Scottsdale.

**2014: Led High-A Salem pitchers in games (tied, 35) and saves (10) and ranked 3rd in SO (82)... Ranked 4th among Carolina League relievers in SO/9.0 IP (9.15) and had the 2nd-lowest unintentional BB/9.0 IP ratio (1.67).**

- Made 12 scoreless appearances...Struck out at least 1 batter in 33 of his 35 outings and recorded multiple SO 25 times...Had 5 SO in 5 of his appearances.
- Posted a 2.21 ERA (9 ER/36.2 IP) in his 16 outings from 4/25-6/28...Recorded 53 SO against only 6 BB in April, May, and June (49.1 IP).

**2013: Made pro debut by posting a 1.25 ERA (5 ER/36.0) over 19 total games between Short-A Lowell and Single-A Greenville.**

- Surrendered just 1 ER in 19.0 IP (0.47 ERA) with the Spinners before a 7/31 promotion to Greenville...Did not allow more than 1 ER in any of his 9 relief appearances with the Drive.

### Personal

- Full name: Kyle Jared Martin.
- Signed by Jon Adkins (Red Sox).
- Married to Holly.
- Pitched for 4 seasons at Texas A&M, where he finished his career ranked 3rd on the school's all-time appearances list (98)...Earned All-Big 12 Honorable Mention honors as a junior in 2012.
- Played for former Red Sox pitcher Calvin Schiraldi at St. Michael's Catholic Academy in Austin...Was also a standout basketball player and student.
- Originally selected by WSH in the 2009 June Draft (39th round) and CWS in the 2012 June Draft (35th round).

### Kyle Martin's Career Record

YEAR	CLUB	W-L	ERA	G	GS	CG	SHO	SV	IP	H	R	ER	HR	HB	BB	SO	WP	BK
2013	Lowell	2-1	0.47	10	0	0	0	2	19.0	11	2	1	0	1	3	15	0	0
	Greenville	2-1	2.12	9	0	0	0	1	17.0	8	5	4	0	3	7	15	0	0
2014	Salem	4-5	4.02	35	0	0	0	10	80.2	84	41	36	11	10	16	82	13	2
2015	Portland	2-1	4.50	27	0	0	0	5	42.0	43	22	21	3	1	16	48	6	1
	GCL Red Sox	2-0	0.00	3	0	0	0	0	4.0	3	0	0	0	0	0	4	0	0
<b>Minor League Totals</b>		<b>12-8</b>	<b>3.43</b>	<b>84</b>	<b>0</b>	<b>0</b>	<b>0</b>	<b>18</b>	<b>162.2</b>	<b>149</b>	<b>70</b>	<b>62</b>	<b>14</b>	<b>15</b>	<b>42</b>	<b>164</b>	<b>19</b>	<b>3</b>

- 2009 Selected by the Washington Nationals in the 39th round of the June Draft (did not sign)
- 2012 Selected by the Chicago White Sox in the 35th round of the June Draft (did not sign)
- 2013 Signed by the Boston Red Sox as a ninth-round selection in the June Draft

Kyle Martin

# 72 ROMAN MENDEZ

RHP



**Bats:** Right • **Throws:** Right • **Height:** 6-3 • **Weight:** 235

**Opening Day Age:** 25 • **MLB Service:** 141 days

**Born:** 7/25/1990 in San Pedro de Macoris, Dominican Republic

**Resides:** San Pedro de Macoris, Dominican Republic

**Acquired:** Selected off waivers from Texas on 9/1/2015

**Contract Status:** Signed through 2016

## Non-Roster Invitee

### Career Highlights

🔥 Enters his 9th professional season after returning to the Red Sox organization in September 2015...Was originally signed by the Red Sox as an international free agent in 2007 and sent to the Rangers in the July 2010 trade that brought Jarrod Saltalamacchia to BOS...Spent parts of 6 seasons in the Rangers organization from 2010-2015.

🔥 Has made 45 ML appearances, all in relief over the last 2 seasons...Owns a 3.09 career ERA (16 ER/46.2 IP).

🔥 Over 8 minor league seasons, has gone 28-21 with 13 saves and a 3.56 ERA (182 ER/460.1 IP) in 163 games (73 starts)...Owns a 2.77 ERA (32 ER/104.0 IP) in 76 combined Double-A and Triple-A games in his career, all in relief.

🔥 Represented the 2008 Dominican Summer League Red Sox as an All-Star...Was named a Single-A South Atlantic League mid-season All-Star in 2011 while playing for TEX's Hickory affiliate.

**2015: Combined with TEX and BOS to go 0-1 with a 5.27 ERA (8 ER/13.2 IP) in 15 appearances, all in relief...Was claimed off waivers by the Red Sox on 9/1.**

🔥 Made 1st career Opening Day roster with TEX.

🔥 In the majors, retired 8 of 15 first batters faced and allowed 5 of 11 inherited runners to score.

🔥 Spent the majority of his season with Texas' Triple-A Round Rock, recording 5 saves and posting a 2.78 ERA (11 ER/35.2 IP) in 30 relief appearances...Finished 15 games for the Express.

🔥 Posted a 1.12 WHIP with Round Rock, allowing 31 hits and walking only 9 batters against 33 SO in 35.2 IP...Held right-handed batters to a .176 AVG (12-for-68).

🔥 Went at least 1.0 IP in 25 of his 30 appearances with Round Rock...Threw at least 2.0 IP 7 times...Did not allow a walk, hit, or HBP in 8 of his outings with the Express...23 of his 30 appearances were scoreless.

🔥 Began the season with TEX, posting a 2.25 ERA (2 ER/8.0 IP) and holding opponents to a .179 AVG (5-for-28) in his first 8 appearances...Allowed no hits in 3 consecutive outings from 4/18-24 (3.1 IP).

🔥 Optioned to Round Rock on 5/4 and held a 1.98 ERA (6 ER/27.1 IP) after his first 22 games with the club through 8/11...Allowed only 1 run in 16.1 IP (0.55 ERA) during a 13-game stretch from 6/28-8/7 (10 H, 4 BB, 11 SO).

🔥 Struck out 17 batters and walked only 3 in 14.0 IP from 8/1-22.

🔥 Allowed only 1 hit and did not surrender a run in his final 5 appearances (4.1 IP) with Round Rock from 8/22-30, earning the save in 4 of those games.

🔥 Designated for assignment on 9/1 and claimed off waivers by BOS on 9/11.

🔥 Made 3 appearances for the Red Sox...BOS debut came on 9/16 at BAL (0.1 IP, H).

**2014: Made his ML debut, combining to make 55 relief appearances between TEX (30) and Triple-A Round Rock (25)...For the Rangers, collected 10 holds and posted a .174 opponent AVG.**

🔥 Began the season with Round Rock, going 0-1 with 3 saves and a 4.02 ERA (14 ER/31.1 IP).

🔥 Held the opponent scoreless in 8 of his first 9 outings from 4/4-5/4, posting a 1.54 ERA (2 ER/11.2 IP).

🔥 Was recalled by TEX on 7/7 and made his ML debut the following night vs. HOU, throwing 2.0 hitless innings (BB, SO)...Allowed 1 hit over 2.1 IP in his next appearance on 7/10 vs. LAA, becoming the 2nd pitcher in TEX history with 2.0+ IP, 0 R, and 1 or fewer hits allowed in each of his first 2 outings.

🔥 Through his first 8 ML outings from 7/8-27, allowed just 3 singles in 11.0 scoreless IP, limiting opposing hitters to a .086 AVG...His 8 consecutive scoreless games to start a career tied Alexi Ogando's club record.

🔥 Led the Rangers bullpen with 33.0 IP from 7/8 through the end of the year.

🔥 Finished the year with 6 consecutive scoreless outings for Texas from 9/13-27, allowing 5 hits in 6.1 IP.

🔥 Following the regular season, allowed just 1 ER in 13 games (10.2 IP) for the Toros del Este of the Dominican Winter League...Was 1-1 with a 0.84 ERA.

**2013: Made 16 relief appearances at Double-A Frisco before being placed on the DL on 5/30 with a stress fracture in his right elbow...Had season-ending surgery on 5/31.**

🔥 Entered the season as the top right-handed reliever and 13th-best prospect in the Rangers system by *Baseball America*.

🔥 Went 2-0 with 2 saves, a 1.82 ERA (5 ER/24.2 IP), and a 0.93 WHIP while striking out 24 and allowing just 1 HR.

🔥 Did not allow an ER in 14 of 16 outings, including through his first 9 games (15.1 IP, 5 H, 14 SO, 5 BB).

🔥 Pitched more than 1.0 inning 10 times, posting a 0.48 ERA (1 ER/18.2 IP) in those efforts.

🔥 Surrendered 0 ER in 7 outings of 2.0+ IP (14.1 IP).

🔥 Recorded at least 1 SO in all but 2 of his appearances, finishing with 24 SO in 24.2 IP (8.8 SO/9.0 IP).

**2012: Split the season between the High-A Myrtle Beach Pelicans and the Double-A Frisco Roughriders...Made 3 rehab starts for the Rookie-level Arizona League Rangers in July while recovering from an elbow strain.**

🔥 Went 3-5 with a 5.17 ERA (31 ER/54.0 IP) in 11 starts with the Pelicans before being sent to the AZL Rangers on a rehab assignment.

🔥 Struck out a season-high 9 over 6.0 IP without allowing an ER in his Myrtle Beach debut on 4/7.

🔥 In 3 rehab starts with the AZL Rangers, posted a 3.00 ERA (3 ER/9.0) with 7 SO and 1 BB.

🔥 After returning to the Pelicans on 7/19, made 1 more start before being shifted to the bullpen for the remainder of the season.

🔥 In 11 relief outings between Myrtle Beach and Frisco from 7/28-9/1, went 3-0 with 2 saves and a 1.48 ERA (4 ER/24.1 IP).

🔥 Made relief debut with Myrtle Beach on 7/28 (6.0 IP, 0 R, 9 SO).

🔥 Joined Frisco on 8/13...Earned the save in his Double-A debut vs. Tulsa on 8/17.

🔥 Recorded the win in each of his final 2 outings of the season on 8/28 vs. Corpus Christi and 9/1 vs. Midland.

**2011: Set career highs with 9 wins, 117.0 IP, and 130 SO in 26 games (20 starts) with the Single-A Hickory Crawdads...Was named a South Atlantic League mid-season All-Star.**

🔥 Ranked among SAL leaders with a .900 winning percentage (1st), 130 SO (T-2nd), and a 3.31 ERA (5th).

🔥 For the 2nd consecutive season, recorded 10.0 SO/9.0 IP.

🔥 Allowed 7 HR in 117.0 IP (0.5 HR/9.0 IP).

🔥 Gave up 1 ER in each of his first 6 outings, going 4-0 with a 1.72 ERA (6 ER/31.1 IP) and 30 SO.

🔥 Struck out a career-high 10 on 7/2 at Greenville, allowing 2 ER over 7.0 IP.

🔥 In his final 12 appearances (6 starts), went 3-0 with 1 save, a 1.40 ERA (7 ER/45.0 IP), and 58 SO.

🔥 On 8/29 at Lakewood, fanned 5 over 2.0 perfect IP to earn his first professional save.

**2010: Began the campaign at Single-A Greenville, making 6 starts before being sent on a rehab assignment to Short-A Lowell...Was acquired by TEX on 7/31 and assigned to Short-A Spokane.**

🔥 In 17 total starts, went 3-6 with a 5.73 ERA (38 ER/59.2) and 66 SO.

🔥 After 6 starts with the Drive, was placed on the DL on 5/8 with a left knee contusion.

🔥 Made 5 rehab starts for Lowell from 6/18-7/9...Was activated on 7/16 and assigned to Lowell.

🔥 Was dealt to TEX on 7/31 and made his Spokane debut on 8/2, striking out 8 over 5.0 scoreless IP.

🔥 Returned to the DL on 8/19 with a right elbow inflammation.

**2009: Played 12 games (10 starts) for the Rookie-level Gulf Coast League Red Sox...Finished with a 1.99 ERA (11 ER/49.2 IP), 2nd lowest among all Red Sox minor leaguers.**

🔥 Led the team with a 0.83 WHIP (min. 15.0 IP).

🔥 Recorded 47 SO against only 8 BB (5.88 SO/BB)...Issued 1.4 BB/9.0 IP.

🔥 Following the season, was named the 12th-best GCL prospect by *Baseball America*.

🔥 Surrendered 1 or 0 ER in 10 of his 12 outings...Did not allow more than 3 ER in a game all season.

**2008: Spent the season with the Rookie-level Dominican Summer League Red Sox, earning All-Star honors.**

🔥 Posted a 2.65 ERA (15 ER/51.0 IP) alongside a 1.16 WHIP in 11 games, all starts.

🔥 Allowed just 1 HR in 51.0 IP (0.2 HR/9.0 IP).

🔥 Gave up just 2 ER through his first 6 starts, going 3-0 with a 0.67 ERA (27.0 IP) and a .177 opponent AVG.

### Personal

🔥 Full name: Roman Junior (Perez) Mendez.

🔥 Signed by Luciano del Rosario (Red Sox).

## Roman Mendez, Continued

### Roman Mendez's Career Record

YEAR	CLUB	W-L	ERA	G	GS	CG	SHO	SV	IP	H	R	ER	HR	HB	BB	SO	WP	BK
2008	DSL Red Sox	3-1	2.65	11	11	0	0	0	51.0	43	19	15	1	2	16	46	3	1
2009	GCL Red Sox	2-3	1.99	12	10	0	0	0	49.2	33	11	11	1	4	8	47	2	1
2010	Greenville	0-2	11.40	6	6	0	0	0	15.0	29	24	19	5	4	10	18	1	0
	Lowell	2-3	4.36	8	8	0	0	0	33.0	31	21	16	5	1	19	35	4	0
	Spokane	1-1	2.31	3	3	0	0	0	11.2	19	11	3	2	0	3	13	0	0
2011	Hickory	9-1	3.31	26	20	0	0	1	117.0	117	44	43	7	6	45	130	11	1
2012	Myrtle Beach	4-6	5.14	18	12	0	0	1	70.0	69	43	40	7	7	25	71	3	0
	AZL Rangers	0-1	3.00	3	3	0	0	0	9.0	7	3	3	1	1	1	7	0	0
	Frisco	2-0	1.46	5	0	0	0	1	12.1	8	3	2	2	1	4	9	0	0
2013	Frisco	2-0	1.82	16	0	0	0	2	24.2	12	6	5	1	2	11	24	2	0
2014	Round Rock	0-1	4.02	25	0	0	0	3	31.1	39	16	14	4	2	12	30	1	0
	TEXAS	0-1	2.18	30	0	0	0	0	33.0	20	8	8	2	2	17	22	2	0
2015	TEXAS	0-1	5.40	12	0	0	0	0	11.2	11	7	7	1	1	7	9	0	0
	Round Rock	3-2	2.78	30	0	0	0	5	35.2	31	11	11	5	1	9	33	2	0
	BOSTON	0-0	4.50	3	0	0	0	0	2.0	3	1	1	1	0	1	1	0	0
	<b>Major League Totals</b>	<b>0-2</b>	<b>3.09</b>	<b>45</b>	<b>0</b>	<b>0</b>	<b>0</b>	<b>0</b>	<b>46.2</b>	<b>34</b>	<b>16</b>	<b>16</b>	<b>4</b>	<b>3</b>	<b>25</b>	<b>32</b>	<b>2</b>	<b>0</b>
	<b>Minor League Totals</b>	<b>28-21</b>	<b>3.56</b>	<b>163</b>	<b>73</b>	<b>0</b>	<b>0</b>	<b>13</b>	<b>460.1</b>	<b>438</b>	<b>212</b>	<b>182</b>	<b>41</b>	<b>31</b>	<b>163</b>	<b>463</b>	<b>29</b>	<b>3</b>
	<b>Red Sox Totals</b>	<b>0-0</b>	<b>4.50</b>	<b>3</b>	<b>0</b>	<b>0</b>	<b>0</b>	<b>0</b>	<b>2.0</b>	<b>3</b>	<b>1</b>	<b>1</b>	<b>1</b>	<b>0</b>	<b>1</b>	<b>1</b>	<b>0</b>	<b>0</b>

2007 Signed by the Boston Red Sox as an international free agent on 7/16

2010 Acquired by the Texas Rangers with 1B Chris McGuiness, a player to be named later (C Michael Thomas), and cash considerations

in exchange for C Jarrod Saltalamacchia on 7/31

2015 Claimed off waivers from the Texas Rangers on 9/11

### Career Fielding Record

YEAR	CLUB	POS	PCT.	G	GS	PO	A	E	TC	DP
2014	TEXAS	P	1.000	30	0	4	2	0	6	0
2015	TEXAS	P	1.000	12	0	1	0	0	1	0
	BOSTON	P	1.000	3	0	0	1	0	1	0
	<b>Career Totals</b>	<b>P</b>	<b>1.000</b>	<b>45</b>	<b>0</b>	<b>5</b>	<b>3</b>	<b>0</b>	<b>8</b>	<b>0</b>

### Career Single-Game Highs

<b>INNINGS PITCHED</b>	2.2, 7/10/14 vs. LAA
<b>STRIKEOUTS</b>	3, 2 times, last 4/18/15 for TEX at SEA
<b>HITS ALLOWED</b>	2, 9 times, last 5/3/15 for TEX vs. OAK
<b>RUNS ALLOWED</b>	3, 9/9/14 vs. LAA
<b>WALKS ALLOWED</b>	2, 4 times, last 5/3/15 for TEX vs. OAK
<b>HOME RUNS ALLOWED</b>	1, 4 times, last 9/23/15 for BOS vs. TB
<b>EJECTIONS</b>	None
<b>SCORELESS INNINGS STREAK</b>	11.0, 7/8-27/14

### RED SOX PLAYERS LOST IN EXPANSION DRAFTS

**1960** – To Los Angeles Angels: Jerry Casale, RHP; Jim Gregosi, INF; Fred Newman, RHP; Ed Sadowski, C; To Washington Senators: Jim Mahoney, INF; Tom Sturdivant, RHP; Haywood Sullivan, C; Willie Tasby, OF

**1968** – To Kansas City Royals: Jerry Adair, INF; Joe Foy, INF; Dave Morehead, RHP; To Seattle Pilots: Dick Baney, RHP; Gary Bell, RHP; Darrell Brandon, RHP

**1976** – To Seattle Mariners: Steve Burke, RHP; Luis Delgado, OF; Rick Jones, LHP; Dick Pole, RHP; To Toronto Blue Jays: Ernie Whitt, C

**1992** – To Colorado Rockies: Jody Reed, INF; Eric Wedge, C

**1997** – To Arizona Diamondbacks: Jeff Suppan, RHP; To Tampa Bay Devil Rays: Jim Mecir, RHP



# 34 DAVID ORTIZ

DH/1B



**Bats:** Left • **Throws:** Left • **Height:** 6-3 • **Weight:** 230  
**Opening Day Age:** 40 • **MLB Service:** 17 years, 48 days  
**Born:** 11/18/1975 in Santo Domingo, DR  
**Resides:** Santo Domingo, DR  
**Acquired:** Signed as a free agent on 1/22/2003  
**Contract Status:** Signed through 2016 (Club option for 2017)

## Awards and Honors

- Is a 9-time American League All-Star, earning the honor in 5 straight campaigns from 2004-08 and in 4 consecutive seasons from 2010-13...Beginning in 2004, only Miguel Cabrera has more All-Star selections (Derek Jeter also has 9)...Elected to start 4 years in a row from 2005-08 (did not play in 2008 due to injury) and again 3 times from 2011-13...A record 6 selections have come as a DH (2005, 2008, 2010-13) and 3 at 1B (2004, 2006-07)...His 5 fan-voted elections as DH are a record...Has competed in the Home Run Derby 5 times, winning in 2010...Also served as captain of the victorious AL squad for the 2011 Derby.
- Has won the Edgar Martinez Outstanding Designated Hitter Award a record 7 times, including 5 consecutive from 2003-07, as well as 2011 and 2013...Passed Martinez (5) for the most awards since its 1973 inception.
- Named as the DH on the AL Silver Slugger team on 6 occasions, with 4 straight from 2004-07 and again in 2011 and 2013...Marks the most such honors at the position, passing Edgar Martinez and Paul Molitor, who each won it 4 times.
- Tabbed by *The Sporting News* as the designated hitter of the decade in a poll released in 2009...Chosen as AL's DH on TSN's postseason all-star team in each of 4 years from 2004-07 and in 2011.
- Has garnered 5 Thomas A. Yawkey Awards as the Red Sox MVP from 2004-06 and again from 2013-14 in a vote of Boston BBWAA members...Marks the 2nd most all-time after Carl Yastrzemski's 6...Joins Mo Vaughn (4, 1993-96) and Roger Clemens (3, 1990-92) as the only players to receive the Yawkey Award in as many as 3 straight seasons.
- Was the only player to rank among the top 5 in the BBWAA AL MVP voting every year from 2003-07: 5th in 2003, 4th in 2004, 2nd in 2005, 3rd in 2006, 4th in 2007...Also received MVP votes in 2013 (10th in AL) and 2015 (T-28th in AL).
- 3-time World Series champion was named MVP of the 2004 ALCS and 2013 World Series.
- Won the 2005 American League Hank Aaron Award, given to the top offensive performers in each league, and the 2006 Josh Gibson Award, presented by the National Negro Leagues Museum to each league's HR champion.
- Received the prestigious Roberto Clemente Award in 2011...Presented annually, the award recognizes the major league player who best represents the game of baseball through positive contributions on and off the field...Became the 2nd Red Sox to receive the national honor (Tim Wakefield, 2010)...Was also given the 2011 Tim Wakefield Award for community service from the Boston Baseball Writers.
- Named to the starting lineup as the DH on the All-Fenway Park Team during pre-game ceremonies on 9/26/12.

## All-Time and Active Rankings

- Ranks 27th on the all-time HR list with 503 career HR, 3rd among active major leaguers...Is 30th all-time with 1,641 career RBI, 3rd among actives...Ranks 18th all-time with 584 2B, most among actives, and is 19th all-time with 1,105 XBH, 3rd among actives...Also places 2nd among actives with 1,239 BB (54th all-time)...His 2,303 hits rank 9th among actives.
- Only 3 other players in baseball history have ever amassed as many 2B (584) and HR (503) as Ortiz: Hank Aaron, Barry Bonds, and Rafael Palmeiro...None reached those totals as fast as Ortiz's 2,257 career games...Is the only player ever to reach both of those totals in the AL.
- Leads active left-handed batters with 584 2B (11th all-time among left-handed batters), 503 HR (11th), 1,105 XBH, 1,641 RBI, and 4,432 total bases in his career.
- Is 1 of 4 players with at least 500 career HR and 3 World Series championships, joining Hall of Famers Babe Ruth, Mickey Mantle, and Reggie Jackson.
- Has career averages of 36 HR, 118 RBI, and 79 XBH per 162 games played...Only 5 other players have averaged at least as many XBH in a career spanning at least 2,000 games: Hall of Famers Jimmie Foxx, Lou Gehrig, and Babe Ruth, as well as Barry Bonds and Albert Pujols.
- Has 50 multi-HR games, 13th most in ML history and the most ever by any player who has not recorded a 3+ HR game...His 48 multi-HR games for the Red Sox are the most in club history (Ted Williams ranks 2nd with 37).
- Became the 27th member of the 500-HR club on 9/12/15 at TB, accomplishing the feat in his 2,241st career ML game, 18th-fewest to reach the 500 mark...Took 630 games to reach 100 HR, then just 338 more to get to 200...Went another 411 games to reach 300, 444 to reach 400, and 418 to reach 500.

David  
Ortiz

## David Ortiz, Continued

- Of his 2,303 career hits, 48.0% (1,105) have gone for extra bases, the highest ratio among active major leaguers with more than 350 XBH...Among the 37 all-time major leaguers with at least 1,000 career XBH, only Barry Bonds ranked higher (49.1%).
- Has given his team the lead with a HR in the 9th inning or later 19 times, most among actives.
- Owns all-time records as a DH in hits (2,023), XBH (973), 2B (509), HR (447), RBI (1,443), BB (1,091), R (1,175), total bases (3,907), AB (7,054), and games (1,889)...Is the all-time DH leader with a .554 SLG (min. 2,000 PA).
- Has registered 7 career seasons with at least 30 HR as a DH, an all-time record...Frank Thomas and Jim Thome are 2nd on that list at 3...His 5 seasons with 100+ RBI as a DH match Edgar Martinez's all-time mark.

## Red Sox History and Ranks

- Enters his 14th consecutive season with the Red Sox (since 2003) as the player with the longest continuous tenure for his current MLB team...Among position players, only Dwight Evans (19), Jim Rice (16), Ted Williams (15), and Jason Varitek (15) have also appeared for the Red Sox in each of at least 13 straight years.
- His 1,802 games for the Red Sox are most among active players for their current team, as are his 445 HR with Boston...Is 1 of 25 hitters with at least 400 HR for a single franchise, the only active player to do it.
- His 9 All-Star seasons with Boston are tied with Bobby Doerr for 3rd most in club history...Only Carl Yastrzemski (18) and Ted Williams (17) have more.
- Ranks among all-time Red Sox leaders in HR (3rd, 445), RBI (4th, 1,403), 2B (3rd, 476), XBH (3rd, 936), BB (4th, 1,053), total bases (5th, 3,751), games (6th, 1,802), runs (5th, 1,125), hits (7th, 1,910), and AB (6th, 6,626)...Is 4th in team history (min. 3,000 PA) with a .566 SLG, .951 OPS, and 14.9 AB/HR, trailing only Ted Williams (.634/1.116/14.8), Jimmie Foxx (.605/1.034/14.8), and Manny Ramirez (.588/.999/14.4) in the 3 categories.
- His 162-game average of 40 HR as a Red Sox is the best in club history among players with at least 9 seasons with the team...His average of 126 RBI per 162 games with BOS ranks 2nd in club history to Ted Williams' 130 (min. 6 seasons)...Marks the highest RBI average among major leaguers who have appeared in all 12 seasons since 2003...Only Albert Pujols has averaged more HR per 162 games (41) in that span.
- His 936 XBH since joining the Red Sox are the 3rd most ever for a player during his age 27-39 seasons (2003-15) behind Barry Bonds (986) and Babe Ruth (971)...Is the only major leaguer ever with at least 26 2B and 23 HR in all 13 seasons from age 27-39.
- His 202 career HR at Fenway Park are 4th most all-time at the ballpark behind Ted Williams (248), Carl Yastrzemski (237), and Jim Rice (208).
- Is the only major leaguer with at least 20 HR in each of the last 14 seasons beginning in 2002, and the only player in Red Sox history to reach that mark in 13 straight seasons (2003-15)...Joins Babe Ruth (15 seasons for NYY from 1920-34) as the only players ever to hit 20+ HR in at least 13 consecutive seasons for any single AL team...Ortiz's 13 20-HR seasons are 2nd all-time in club history after Ted Williams' 16.
- Holds Red Sox franchise records with 9 career 30-HR seasons, and 6 career 35-HR campaigns...Has 9 seasons with 100+ RBI, tied with Ted Williams for the most in club history...Hit at least 25 HR 11 times, all with the Sox, 2nd most in club history behind Ted Williams (14).
- His 9 career 30-HR/100-RBI campaigns, all since joining BOS in 2003, are the most ever by a Red Sox...Tied for the most such seasons in the majors in the last 13 years, 3 more than any other left-handed hitter.
- From 2003-07, became the 9th left-handed hitter in ML history with 30-plus HR and 100-plus RBI in 5 straight seasons...Is the only left-handed-hitting Red Sox to do it, and 1 of 3 players in club history to accomplish the feat overall, joining Manny Ramirez (6, 2001-06) and Jimmie Foxx (1936-40).
- Has 4 seasons batting at least .300 with 30+ HR and 100+ RBI, T-4th most in AL history among left-handed batters, trailing only Babe Ruth (12), Lou Gehrig (10), and Ted Williams (7)...His nine 30-HR/100-RBI seasons with at least a .350 OBP are 4th most in MLB history by a lefty hitter behind Ruth (12), Barry Bonds (11), and Gehrig (10).
- Has 9 seasons with at least 35 2B and 25 HR, 2nd most in ML history after Albert Pujols (11)...Has totaled 70 XBH 8 times in his career, all since 2003, tied with Ted Williams for the Red Sox record, and tied with Miguel Cabrera for the most in MLB in that time.
- Is tied with Albert Pujols for the lead among active players with 11 career walk-off HR, tied for 7th most all-time...Has 10 with the Red Sox, the most in club history.
- Overall has 19 regular season walk-off hits in his career, most for any player in the last 37 seasons since 1979...Has 16 with BOS and also had 3 walk-off hits, including 2 HR, in the Sox' 2004 postseason run.
- Has 11 career grand slams and 10 with BOS, the 2nd-highest total in club history behind only Ted Williams (17)...Of his 11 slams, 10 have come at Fenway Park (1 with MIN), the most all-time at the ballpark...Is 1 of 3 players ever to hit 10 grand slams at a single venue, joining Willie McCovey (11 at Candlestick Park) and Lou Gehrig (11 at Yankee Stadium).
- Has 12 career extra-inning HR in the regular season, 2nd most among actives to Albert Pujols (15)...His 11 such shots for Boston rank 2nd in club history to Ted Williams (13).
- Has totaled at least 50 XBH in 12 of his 13 seasons with the Red Sox (49 in 2012) and is the only major leaguer with at least 47 XBH in all 14 years since 2002...From 2003-11, became the 1st Red Sox with at least 50 XBH in 9 consecutive years.

## David Ortiz, Continued

Since joining the Red Sox in 2003, leads the AL (3rd in MLB) with 1,403 RBI and no major leaguer has averaged fewer than his 4.72 AB/RBI (min. 3,000 PA)...Ranks 2nd in MLB in that time in HR (445), XBH (936), and BB (1,053)...Also ranks among ML leaders since 2003 in SLG (3rd, .566), go-ahead RBI (3rd, 324), game-winning RBI (3rd, 162), total bases (3rd, 3,751), AB/HR (3rd, 14.9), and OPS (5th, .951).

Had 142 HR from 2004-06, most in a 3-season span in Sox team history...Joined Manny Ramirez (2001, 2004-05) and Carl Yastrzemski (1967, 1969-70) as the only Boston players to have 3 seasons with 40-plus HR.

Led the AL with a club-record 54 HR in 2006...Eclipsed Sox mark of 50 set by Jimmie Foxx in 1938...Also tied Babe Ruth's 1927 AL record with 32 road HR that year...Collected an AL-best (T-2nd in the ML) 137 RBI that year, becoming the 1st BOS player to lead the AL in both HR and RBI in the same season since Tony Armas in 1984.

With AL-highs in RBI in both 2005 (148) and 2006 (137), was the 1st player to lead the league in RBI in consecutive seasons since CLE's Albert Belle in 1995 (126-tied with Mo Vaughn) and 1996 (148)...Last Red Sox player to do it was Jackie Jensen in 1958 (122) and 1959 (112).

Topped AL in BB in consecutive years in 2006 (119) and 2007 (111), the 1st Red Sox player to do that since Ted Williams in 4 straight seasons from 1946-49...Paced the majors with a .445 OBP in 2007.

### MOST ALL-STAR SEASONS IN LAST 12 YEARS (2004-15)

1.	Miguel Cabrera	10
2.	<b>David Ortiz</b>	9
	Derek Jeter	9
4.	Carlos Beltran	8
	Mariano Rivera	8
	Albert Pujols	8

### MOST ALL-STAR SEASONS IN RED SOX HISTORY

1.	Carl Yastrzemski	18
2.	Ted Williams	17
3.	<b>David Ortiz</b>	9
	Bobby Doerr	9

David  
Ortiz

### In the Postseason

Has a .295 AVG (87-for-295) with 17 HR and 60 RBI in 82 career postseason games with MIN and BOS...Ranks 4th all-time in postseason history with 21 2B, and 40 XBH, and is 5th with 163 total bases.

Has the 5th-most postseason RBI, including 10 game-winning RBI (T-2nd) and 17 go-ahead RBI (3rd)...Is tied with Troy Glaus, Mike Napoli, Bernie Williams, and Delmon Young for the all-time postseason lead with 4 game-winning RBI in the 7th inning or later.

Owns a career .455 AVG/.576 OBP/.795 SLG/1.372 OPS in the World Series...Marks the best AVG, OBP, SLG, and OPS in World Series history (min. 50 PA).

Is the Red Sox' career leader in postseason games (73), runs (51), hits (79), 2B (18), HR (17), XBH (37), RBI (56), total bases (152), and BB (57)...Also ranks among Sox qualifiers (min. 75 PA) in OBP (3rd, .421), SLG (4th, .571), and OPS (4th, .992).

In 2013 helped the Red Sox to the World Series championship for a 3rd time in 10 years (also 2004, 2007)...Is the club's only 3-time World Champion in the post-World War I era, and the 9th player overall to win at least 3 World Series with the team, 1st since 3 players won their 3rd in 1918...Only Harry Hooper won more (4: 1912, 1915, 1916, 1918).

En route to the 2004 title, hit .400 (22-for-55) with 5 HR and 19 RBI in 14 playoff games...RBI total tied Sandy Alomar Jr. in 1997 and Scott Spiezo in 2002 for a then-most ever in a single postseason (passed by STL's David Freese with 21 in 2011)...Had 3 walk-off hits, most ever for a player in a single postseason and still 1 more than any other player's postseason career...Ended the ALDS vs. ANA with a 2-run, walk-off, 10th-inning HR off Jarrod Washburn in Game 3 on 10/8 at Fenway Park.

Named MVP of 2004 ALCS with a .387 AVG (12-for-31), 3 HR, and 11 RBI in 7 games vs. NYY...Won Games 4 and 5 with walk-off hits – a 12th-inning HR off Paul Quantrill in Game 4 on 10/17 and a 14th-inning single off Esteban Loaiza the following night...Also homered off Tom Gordon in Game 5 and Kevin Brown in Game 7.

Hit .308 (4-for-13) with a HR and 4 RBI in a 4-game sweep of STL in the 2004 World Series...Became the 28th player to homer in his 1st World Series at-bat with a 3-run blast off Woody Williams in 1st inning on 10/23...The only other Red Sox player to accomplish the feat is Jose Santiago, 10/4/67.

In 2007 postseason, logged the highest AVG (.714), OBP (.846), and OPS (2.418) ever in a Division Series (min. 10 PA)...Had the most BB (6) ever in a 3-game DS and tied for the most HR (2) in an ALDS of 3 games.

Helped BOS to the 2013 title with the best postseason AVG (.353, 18-for-51) on the team...Topped 2013 postseason performers in HR (5), total bases (36), BB (16), IBB (4), and times on base (34)...Also had the best OBP (.500), SLG (.706), and OPS (1.206) among postseason batters with at least 35 PA.

Named 2013 World Series MVP after going 11-for-16 (.688) with 2 2B, 2 HR, 6 RBI, and 8 BB (4 IBB) while starting all 6 games...Reached safely in 9 straight PA from the 4th inning of Game 3 through the 4th inning of Game 5, tying the record for a single World Series (CIN's Billy Hatcher in 1990)...His 19 times on base were the 2nd most ever in a single World Series after SF's Barry Bonds in 2002 (21), while his 8 BB set a club record for a single WS... Became the 1st Red Sox ever to hit a home run in both Game 1 and Game 2 of a WS.

## David Ortiz, Continued

**2015: Hit 37 HR, including the 500th of his career...Set new Red Sox records with both his 9th career 30-HR season and his 6th career 35-HR campaign.**

- ☛ Led the Red Sox and placed among AL leaders with 37 HR (9th), 108 RBI (5th), 292 total bases (10th), 74 XBH (4th), 37 2B (T-8th), a .553 SLG (6th), and 77 BB (T-6th)...Also topped the AL with 16 IBB, and was 3rd in AB/RBI ratio (4.9), 6th in AB/HR ratio (14.3), and T-4th in sac flies (9).
- ☛ Hit .304/.395/.660 in 94 games from 6/11 through the end of the season...Led MLB in that span with 87 RBI and paced the AL with 60 XBH...His 31 HR beginning 6/11 ranked 3rd in MLB.
- ☛ Led the majors with a .701 SLG after the All-Star break...His 44 XBH after the break tied for the ML lead.
- ☛ His 37 HR marked the most by any Red Sox since he set a club record with 54 HR in 2006...Marked the 2nd-most HR by a left-handed hitter in the AL behind BAL's Chris Davis (47).
- ☛ At 39 years old, was the oldest player ever to reach both 37 HR and 108 RBI in a season...At 39 years and 302 days old on 9/16 at BAL, became the 2nd-oldest player ever at the time of his 35th HR (Barry Bonds, 40 years and 29 days for SF in 2004).
- ☛ Hit both his 499th and 500th homers on 9/12 at TB to become the 27th member of the 500-home run club.
- ☛ Named AL Player of the Week for 9/7-13, over which he hit career HR numbers 498, 499, and 500...In the week, went 8-for-18 (.444), led MLB in SLG (1.111), and paced the AL in total bases (20), driving in 9 runs in 5 games.
- ☛ Set new Red Sox records with both his 9th 30-HR season (Ted Williams had 8) and his 6th 35-HR campaign (Jimmie Foxx, Manny Ramirez, and Williams each had 5)...Was his 9th season with at least 100 RBI, matching Williams for the most in team history...Joined Babe Ruth (12 with NYY) and Lou Gehrig (10 with NYY) as the only players with at least 9 different 30-HR/100-RBI seasons for a single AL team.
- ☛ Tied for the team lead with 3 multi-HR games (7/26 vs. DET, 8/12 at MIA, and 9/12 at TB).
- ☛ On 9/6 vs. PHI, hit his 200th career HR at Fenway Park, the 4th player to reach that mark in the ballpark's history.
- ☛ Became the player with the longest continuous tenure for his current MLB team (13 years with BOS since 2003) when Chase Utley, who debuted with PHI in 2003, was traded to LAD on 8/19.
- ☛ Hit .333/.402/.667 vs. LHP from July through the end of the season (30-for-90, 6 2B, 8 HR, 11 BB)...Went homerless against lefties over the first 3 months of the season.
- ☛ Made 13th career Opening Day start on 4/6 at PHI, his first at 1B (12 at DH)...Overall, hit .367 (11-for-30) with 5 HR in 9 games at 1B.
- ☛ Hit a go-ahead HR in the 16th inning on 4/10 at NYY, his latest ever HR by inning.
- ☛ Went 4-for-5 with 2 HR and a career-high 7 RBI on 7/26 vs. DET...At 39, was the oldest major leaguer ever at the time of his 1st career 7+ RBI game.
- ☛ Lost appeal and served 1-game suspension on 5/8...Originally disciplined on 4/21 for actions taking place 4/19 vs. BAL...That day, was ejected by John Tumpane (5th inn.).

### FACTS ON 500

- ☛ Hit 2 homers on 9/12 at TB, both off LHP Matt Moore, for the 499th and 500th HR of his major league career...Became the 27th member of the 500-homer club.
- ☛ Joined Albert Pujols as the only players ever to hit numbers 499 and 500 in the same game.
- ☛ At 39 years old, became the 5th-oldest player at the time of his 500th career HR, after 41-year-old Ted Williams and 40-year-olds Willie McCovey, Eddie Murray, and Gary Sheffield.
- ☛ Was the 4th player to hit his 500th HR as a Red Sox, more than any other team (all on the road)...The others were Jimmie Foxx, Ted Williams, and Manny Ramirez.

**2014: Led the Red Sox and placed among AL leaders with 35 HR (T-5th), 104 RBI (6th), and a .517 SLG (8th) in 142 games, 2nd most on the team (Xander Bogaerts, 144)...Were his most HR and RBI since 2007 (35 HR, 117 RBI).**

- ☛ His 35 HR were the most in MLB among left-handed hitters...Also led AL lefty batters in RBI and SLG (.517).
- ☛ Averaged an RBI every 4.98 AB, 2nd best in MLB...Was 3rd in the AL with 14.8 AB/HR.
- ☛ Drew 22 IBB, 2nd in the AL, and finished T-7th in the AL with 75 BB overall.
- ☛ Was his 8th career season with at least 30 HR and 100 RBI, all since joining the Red Sox in 2003...Passed Ted Williams (7) to set a new franchise record.
- ☛ According to Elias, was the oldest player to hit 30 HR in a season since 2004, when Barry Bonds hit 45 HR and Steve Finley hit 36.
- ☛ His 104 RBI were nearly double the next-most on the team (Mike Napoli, 55)...Drove in an AL-high 16.4% (104 of 634) of his team's runs (2nd highest in MLB).
- ☛ Led MLB with 3 extra-inning HR, tying the club single-season record (also Ortiz in 2003, Ted Williams in 1946).
- ☛ Had all 6 of the team's multi-HR games, his most since 2006 (6) and 1 shy of the ML lead.
- ☛ Hit 11 HR vs. LHP, trailing only his 2006 total (18)...24 of his HR came on the road.

## David Ortiz, Continued

- 🔴 Hit a team-best .313 (15-for-48) with 2 out and RISP and posted the AL's 2nd-best OPS in that situation (1.051).
- 🔴 Set the all-time MLB record with his 1,644th career game at DH on 4/24 vs. NYY, passing Harold Baines (1,643).
- 🔴 On 3/23, agreed on a 1-year extension through 2015 with a club/vesting option for 2016 and a club option for 2017.
- 🔴 Made 12th career Opening Day start at DH on 3/31 at BAL (2 with MIN, 10 with BOS), tying Don Baylor for the all-time record at the position.
- 🔴 From 5/13-14 at MIN, became the 1st Red Sox to homer twice in consecutive games since doing it 7/4-5/03 at NYY.
- 🔴 From 6/8-22, hit 3 HR in the 9th inning or later that tied a game or put the Red Sox ahead in eventual team wins.
- 🔴 Led MLB with 25 RBI in July, his 1st calendar month atop that chart since July 2006 (35).
- 🔴 His 2 2B on 7/2 vs. CHC were the 1,000th and 1,001st XBH of his career, making him the 36th player ever to reach the 1,000-XBH mark.
- 🔴 With 3 RBI on 7/23 at TOR, passed the 1,500-RBI milestone in his 2,067th ML game, the 14th-fastest player to reach the plateau since RBI became an official stat in 1920.
- 🔴 Hit .342 and ranked 2nd in MLB with a 1.044 OPS in August.
- 🔴 With his 1st of 2 HR on 8/16 vs. HOU, joined Ted Williams (521) and Carl Yastrzemski (452) as the only players to hit 400 HR as a Red Sox...Did it in 1,630 games, fewer than both Williams (1,745) and Yastrzemski (2,804).
- 🔴 Drove in a season-high 6 runs in that 8/16 game.
- 🔴 Reached base safely 4 times in 4 straight games from 8/18-22 (10-for-12, 6 BB), the 1st major leaguer to do that since Joe Mauer from 6/6-10/06, and the 1st Red Sox to do it since Mike Andrews from 5/30-6/4/70.

**2013: Led the Red Sox to the World Series title, ranking among AL leaders with a .309 AVG (6th), 30 HR (T-8th), 103 RBI (7th), 76 BB (T-7th), a .395 OBP (4th), .564 SLG (3rd in MLB), .959 OPS (4th in MLB), 70 XBH (5th), 292 total bases (8th), 17.3 AB/HR (7th), and 5.0 AB/RBI (3rd).**

- 🔴 Extended record with 7th career Edgar Martinez Outstanding Designated Hitter Award, receiving all 1st-place votes cast.
- 🔴 Became the 1st player to lead the Red Sox in AVG, HR, and RBI since Manny Ramirez in 2001, the oldest player on any team to lead his club in Triple Crown categories since Barry Bonds for the Giants from 2002-04 (38-40 years old).
- 🔴 Named an All-Star for the 4th straight year and the 9th time in his career...Went 0-for-2 as the starting DH on 7/16 at Citi Field.
- 🔴 Topped MLB with a career-high 27 IBB...Was the 3rd-highest total in club history behind Ted Williams in 1957 (33) and Manny Ramirez in 2003 (28).
- 🔴 Ranked 2nd in the AL with a .339 AVG vs. RHP (109-for-322)...Hit .313 on the road (6th in AL) and .338 in day games (4th in AL)...Batted .486 (34-for-70) with 6 HR and 23 RBI against rookie pitchers.
- 🔴 Had a season-high 4 hits a career-high 4 times, the most as a DH since Paul Molitor had 4 in 1997.
- 🔴 Homered twice on both 5/18 at MIN and 9/4 vs. DET, his 38th and 39th multi-HR games as a Red Sox, passing Ted Williams (37) for the most in club history.
- 🔴 Activated on 4/20 vs. KC after beginning the season on the 15-day DL with right Achilles tendinopathy and appeared in 137 of the club's 147 remaining games (135 starts)...Played in 6 rehab games with Triple-A Pawtucket prior to activation.
- 🔴 Hit in his first 15 games of the season from 4/20-5/7 (.414, 24-for-58, 9 2B, 4 HR, 17 RBI).
- 🔴 Including his last 12 games of 2012, hit in a career-high 27 straight games from 7/2/12-5/7/13 (.423 AVG, 41-for-97, 23 RBI, .504 OBP, .722 SLG)...Tied for the 6th-longest hit streak in club history, the team's longest ever to span multiple seasons (previous: Eddie Bressoud's 23-gamer from 1963-64)...His 1.226 OPS was the best in any ML streak of at least 27 games since George Brett's 30-gamer in 1980 (1.249).
- 🔴 The 27-game streak spanned 309 calendar days, the longest hit streak since 1900 to span at least 300 days.
- 🔴 Tallied an XBH in 9 straight games from 4/21-5/1 (7 2B, 3 HR), tying the longest such streak in franchise history for a 5th time, 1st since Ortiz in 2004.

### MOST 30-HR/100-RBI SEASONS IN RED SOX HISTORY

<b>David Ortiz</b>	<b>9</b>
Ted Williams	7
Manny Ramirez	6
Jimmie Foxx	5
Jim Rice	4

### MOST 30-HOMER SEASONS IN RED SOX HISTORY

<b>David Ortiz</b>	<b>9</b>
Ted Williams	8
Manny Ramirez	6
Jimmie Foxx	5
Jim Rice	4
Mo Vaughn	4

### MOST 100-RBI SEASONS IN RED SOX HISTORY

<b>David Ortiz</b>	<b>9</b>
Ted Williams	9
Jim Rice	8
Manny Ramirez	6
Bobby Doerr	6
Jimmie Foxx	6

### MOST 25-HOMER SEASONS IN RED SOX HISTORY

Ted Williams	14
<b>David Ortiz</b>	<b>11</b>
Jim Rice	7
Manny Ramirez	6
Mo Vaughn	6

## David Ortiz, Continued

- Reached base safely in a career-high 30 consecutive home games, 6/8-8/27 (.330, 38-for-115, 17 BB).
- Endured a 2-for-19 slide from 6/12-16, dropping his AVG to a season-low .299...Was his only game finished with an AVG below .300 all year.
- Posted a season-high 23-game on-base streak from 7/13-8/10 (.352, 32-for-91, 3 2B, 3 HR, 9 RBI, 11 BB).
- His 2nd-inning 2B on 7/10 at SEA was the 1,689th hit of his career as a DH, passing Harold Baines (1,688) for the most in ML history.
- Reached in 10 straight PA (8 1B, 2 BB) from his last 2 PA on 8/5 at HOU through his 3rd PA on 8/7 at HOU...Collected back-to-back 4-hit games on 8/6-7 at HOU.
- Hit .301 (28-for-93) with 10 2B, 6 HR, 24 RBI, and 18 BB (9 IBB) in last 25 games following an 0-for-23 slump.
- Went 3-for-5 with a 2B and 2 HR on 9/4 vs. DET...His 2nd of the 3 hits, a 6th-inning double, was the 2,000th of his ML career.

**POSTSEASON:** Topped 2013 postseason leaders in HR (5), total bases (36), BB (16), IBB (4), and times on base (34) while starting all 16 games (13 at DH, 3 at 1B) en route to the Red Sox' 3rd World Series championship in 10 years...Also had the best OBP (.500), SLG (.706), and OPS (1.206) among postseason batters with at least 35 PA, and topped the Red Sox with a .353 AVG (18-for-51)...Hit .385 (5-for-13) in the 4-game ALDS vs. TB, topping 2013 MLB postseason leaders with 5 BB in the DS...Notched 2 HR in Game 2, both off LHP David Price, for his 1st career multi-HR effort in the postseason...Was held to 2 hits (.091 AVG) in the 6-game ALCS vs. DET but knocked a game-tying grand slam with 2 out in the 8th inning off Joaquin Benoit in Game 2, a 6-5 come-from-behind Red Sox victory...Named 2013 World Series MVP after going 11-for-16 (.688) with 2 2B, 2 HR, 6 RBI, and 8 BB (4 IBB) in the 6-game set...Had the 2nd-best AVG and OBP (.760) ever in a single World Series after CIN's Billy Hatcher in 1990 (.750 AVG, .800 OBP), and raised his career World Series AVG to .455 and OBP to .576, best ever marks among players with at least 50 PA in the World Series...Reached safely in 9 straight PA from the 4th inning of Game 3 through the 4th inning of Game 5, which tied the record for a single World Series (also Hatcher in 1990)...His 19 times on base were 2nd most ever in a single World Series after SF's Barry Bonds in 2002 (21), while his 8 BB set a club record for a single WS...Became the 1st Red Sox ever to hit a HR in both Game 1 and Game 2 of a WS.

**2012: Led the majors with a .611 SLG (min. 350 PA) in 8th All-Star campaign...Limited to 90 games due to injury, his fewest since 2001 (89 with MIN).**

- Also led the AL (min. 350 PA) with a 1.026 OPS (2nd in ML)...Was 2nd in the AL in OBP (.415).
- Among major leaguers with less than 400 PA, ranked 1st with 65 runs and 49 XBH (26 2B, 23 HR)...Became 2nd big leaguer ever to record 65 runs and 49 XBH in a season under 400 PA (also TEX's Ivan Rodriguez in 2000 with 66 R, 58 XBH).
- Missed 71 of the club's final 72 games with 2 stints on the 15-day DL due to a right Achilles strain...1st went on the DL on 7/18 (retro to 7/17)...Activated 8/24 and played 1 game that night vs. KC (2-for-4, 2B, 2 RBI) before a season-ending DL stint beginning 8/27 (retro to 8/25).
- At the time of 1st DL stint, was leading the AL with a 1.024 OPS (3rd in ML), 157 times on base (3rd in ML), and 65 runs (tied)...Also ranked among AL leaders in AVG (9th, .316), XBH (2nd, 48), SLG (3rd, .609), OBP (2nd, .414), HR (7th, 23), 2B (8th, 25), RBI (T-10th, 58), BB (T-4th, 56), and total bases (3rd, 195)...Tied for the ML lead with 13 IBB (1st in AL).
- Played in 89 of the club's 90 games before going on the DL on 7/17...Reached safely in 78 of 90 games overall.
- The Sox went 46-44 (.511) when he appeared in a game and 23-49 (.319) without him, 17-4 (.810) when he homered, and 26-11 (.703) when he drove in a run...The club was 2nd in MLB in runs per game before his injury (5.0, 450 R/90 G) and 22nd after (3.9, 284 R/72 G).
- Voted by the fans as AL starter at DH in the All-Star Game, 7/10 in KC...Went 1-for-2, playing the first 6 innings.
- His 1.013 OPS at the break was a career 1st-half best...His .607 SLG was 2nd-best before the break (.609 in 2006) and his 22 HR were his most at the break since 2006 (31)...Tied for the AL lead with 47 XBH in the 1st half, his most since 2004 (56).
- Batted .317 (63-for-199) with a .613 SLG vs. RHP and hit .320 (40-for-125) with a .608 SLG vs. LHP...Was the only major leaguer with a SLG of at least .600 against both LHP and RHP (min. 125 PA vs. each), the 1st left-hander to do that since 2006.
- Led MLB with a .706 SLG and a 1.169 OPS at home (min. 150 PA), both of which were the best marks in a season at Fenway Park since 1979 (min. 150 PA).
- Hit 3 HR in 7 games at 1B...Had 52.0 innings in the field, his most since 2006 (68.0).
- Drew 1,000th career BB on 7/4 at OAK, the same day he hit his 400th career HR off A.J. Griffin.
- Homered twice on 4/30 vs. OAK and 6/25 vs. TOR...4/30 was 1st career multi-HR game with both shots coming off LHP (Tommy Milone).
- Hit his 11th career grand slam on 6/20 vs. MIA...Was his 10th as a Red Sox, passing Rico Petrocelli (9) for 2nd place on the club's all-time list after Ted Williams (17).

### PLAYERS WITH 500 2B, 500 HR, 1,500 RBI, AND 1,000 BB IN AL HISTORY

Player	2B	HR	RBI	BB
<b>David Ortiz</b>	<b>584</b>	<b>503</b>	<b>1,641</b>	<b>1,239</b>
Alex Rodriguez	541	687	2,055	1,324
Rafael Palmeiro	525	544	1,740	1,291
Ted Williams	525	521	1,839	2,021
Babe Ruth	506	708	2,206	2,042

## David Ortiz, Continued

- 🔥 Did not draw a walk in his return from the DL on 8/24, snapping a club-record 10-game streak with both a hit and a walk from 7/3-16...Matched the longest such streak in the live ball era (since 1920), according to Elias (also Jimmie Foxx in 1932, Eddie Stanky in 1948 and 1950, Bobby Murcer in 1975, and Victor Martinez in 2006).
- 🔥 Hit .405 (34-for-84) in 22 April games...Hit safely in 7 consecutive PA from 4/14 (4 H) to 4/15 (3 H) vs. TB.
- 🔥 Tied for the ML lead with 8 HR in a 15-game stretch from 6/10-27...Homered in 3 straight contests from 6/17-20 for the 1st time since 9/23-25/09.
- 🔥 Led the AL with a .395 AVG and .547 OBP in July (min. 50 PA).
- 🔥 Re-signed by the Red Sox as a free agent on 11/4.

### 2011: Won 6th Edgar Martinez Outstanding Designated Hitter Award and 5th Silver Slugger at DH...Selected as an All-Star for a 7th time and received the national Roberto Clemente Award.

- 🔥 Received 73 1st-place votes out of 84 ballots cast to garner the Edgar Martinez Outstanding DH Award...Was his 6th award, passing Martinez (1995, 1997-98, 2000-01) for most such honors since award's inception in 1973.
- 🔥 With 5th Silver Slugger Award at DH, moved past Edgar Martinez and Paul Molitor for the most ever at the position...Also named the DH on *The Sporting News'* AL All-Star squad after the season.
- 🔥 Recognized for positive contributions on and off the field with the prestigious Roberto Clemente Award, presented in an on-field ceremony prior to Game 2 of the World Series in STL...Also received the Tim Wakefield Community Service Award from the Boston Chapter of the BBWAA.
- 🔥 162 hits, 70 XBH, 40 2B, .309 AVG, .398 OBP, .554 SLG, and .953 OPS were all his best marks since 2007.
- 🔥 Finished among AL leaders in AVG (6th), SLG (4th), OBP (4th), OPS (4th), multi-hit games (9th, 51), XBH (T-9th), BB (T-9th, 78), and IBB (8th, 12).
- 🔥 Among designated hitters with 100 AB, finished 1st in HR (28), RBI (94), runs (82), BB (76), total bases (287), and SLG (.561) at the position.
- 🔥 29 HR were 2nd on the team (Jacoby Ellsbury, 32) and T-13th in the AL...Marked 8th season with at least 25 HR, all for BOS.
- 🔥 Voted by the fans as the AL's starter at DH for the All-Star Game on 7/12 in ARI (went 0-for-2 in the game)...Marked 7th All-Star selection, 5th as a starter...Received 6,324,793 votes, 4th-most in the majors...Also served as captain of the victorious AL squad in the Home Run Derby, his 5th career Derby.
- 🔥 With 3 RBI on 4/2 vs. TEX, reached 1,004 as a DH, passing Edgar Martinez (1,003) for most ever at the position.
- 🔥 Had 38 hits in May, tying his career high for a single month (also June 2004)...T-2nd in the AL with 10 HR in May.
- 🔥 Drove in the game-winning run with a PH HR off Jose Valverde in the 9th on 5/29 at DET (Game 1)...Was his 4th pinch-hit HR and 1st since 4/27/03 at LAA, his 1st HR as a Red Sox.
- 🔥 Named AL Player of the Week for 5/30-6/5, his 5th career weekly honor, 1st since 2007 (.545, 12-for-22, 4 2B, 2 HR, 6 RBI).
- 🔥 Ejected by home-plate umpire Mike Estabrook in the bottom of the 8th inning on 7/8 vs. BAL after a bench-clearing incident...Received 3-game suspension for his actions in that game, which was served 7/18-20.
- 🔥 Set a career single-game mark with 3 2B on 7/26 (matched 9/25/15 vs. BAL).

### DAVID ORTIZ'S 19 CAREER WALK-OFF HITS WITH THE RED SOX

Date	Inning	Opponent	Pitcher	Type of Hit
6/6/13	9	Texas	Kirkman	Home Run
7/31/10	9	Detroit	Coke	Double
8/26/09	9	Chicago-AL	Pena	Home Run
9/12/07	9	Tampa Bay	Reyes	Home Run
7/31/06	9	Cleveland	Carmona	Home Run
7/29/06	11	Los Angeles-AL	Romero	Single
6/26/06	12	Philadelphia	Condrey	Single
6/24/06	10	Philadelphia	Gordon	Home Run
6/11/06 (G1)	9	Texas	Otsuka	Home Run
9/29/05	9	Toronto	Batista	Single
9/6/05	9	Los Angeles-AL	Shields	Home Run
6/2/05	9	Baltimore	Ryan	Home Run
10/18/04 (ALCS 5)	14	New York-AL	Loaiza	Single
10/17/04 (ALCS 4)	12	New York-AL	Quantrill	Home Run
10/8/04 (ALDS 3)	10	Los Angeles-AL	Washburn	Home Run
6/11/04	9	Los Angeles-NL	Martin	Single
4/11/04	12	Toronto	Lopez	Home Run
9/23/03	10	Baltimore	Ainsworth	Home Run
7/26/03	9	New York-AL	Benitez	Single

## David Ortiz, Continued

- 🔥 Hit 10th career grand slam 7/27 vs. KC off Bruce Chen...With the slam, crossed 1,000 RBI as a Red Sox.
- 🔥 Hit 7 HR in a season-long 15-game hit streak from 8/7-9/1 (.500, 28-for-56).
- 🔥 Missed 9 games from 8/16-23 with right heel bursitis...Hit .339 (41-for-121) with 10 2B, 5 HR, 17 RBI, 20 runs, and 20 BB in 33 games after returning to the lineup on 8/24 at TEX.
- 🔥 Re-signed by the Red Sox as a free agent on 12/8 (accepted arbitration).

### 2010: Tallied 6th career 30-HR, 100-RBI campaign and named to 6th All-Star team.

- 🔥 Led the Sox with 32 HR, 102 RBI (tied), and 82 BB, his best marks in each category since 2007 (35 HR, 117 RBI, 111 BB).
- 🔥 Ranked among AL leaders in HR (T-5th), RBI (T-10th), BB (9th), IBB (T-2nd, 14), XBH (T-9th, 69), SLG (8th, .529), OPS (8th, .899), AB/HR (T-4th, 16.2), and AB/RBI (5th, 5.1)...Tied TEX's Josh Hamilton for the most HR by a left-handed AL hitter.
- 🔥 Recorded his 5th year with at least 30 HR as a DH, extending his all-time record...Also had his 5th campaign with 100+ RBI as a DH, tying Edgar Martinez for the all-time mark...His last RBI of the season, an RBI single in the 4th inning on 9/29 at CWS, was the 1,000th of his career as a DH.
- 🔥 Had just 1 HR with 4 RBI in April, but hit 31 HR beginning 5/1, tied for 3rd in AL in that time...Starting in May, also ranked among AL leaders in RBI (7th, 98), BB (7th, 75), XBH (T-4th, 63), and SLG (4th, .558).
- 🔥 Named AL Player of the Month for May (.363, 10 HR, 27 RBI), his 4th career monthly honor...Joined Jon Lester as the 1st pair of teammates to capture Player and Pitcher of the Month awards in the same month since June 2006 (MIN's Joe Mauer and Johan Santana) and the 3rd Red Sox teammates ever to do so, along with Dwight Evans and Mark Clear in May 1981, and Nomar Garciaparra and Pedro Martinez in May 1999.
- 🔥 Elected by Player Ballot to 6th career All-Star Game, 3rd as a DH...Pinch-hit in the 6th and finished 1-for-2 with a single in the 7/13 exhibition at Angel Stadium.
- 🔥 Won the Home Run Derby on 7/12 at ANA with 32 HR over the competition's 3 rounds, including an 11-HR total to defeat FLA's Hanley Ramirez in the final round...Became the 1st Red Sox player to win the Home Run Derby, and at 34 years and 236 days old was the oldest Derby winner since the event became a 3-round competition in 1996, passing Luis Gonzalez (33 years, 309 days in 2001).
- 🔥 Hit 9th career grand slam on 7/30 vs. DET, 8th with BOS and 8th at Fenway (1 with MIN) to become the all-time leader at the ballpark (prev., Jim Rice and Ted Williams, 7 each).

### 2009: Set all-time mark for HR by a DH, ending the season with 274 at the position.

- 🔥 The Red Sox posted a 23-4 record when he went deep.
- 🔥 Placed 4th in the AL with 43 2-out RBI behind NYY's Mark Teixeira (46), LAA's Kendrys Morales (45), and teammate Kevin Youkilis (44).
- 🔥 T-7th in the AL with 27 multi-RBI games.
- 🔥 Hit just .218 (84-for-386) in his first 106 games (4/7-8/13), but batted .290 (45-for-155) over his final 44 contests.
- 🔥 Drew at least 1 BB in 10 straight games from 4/30-5/19.
- 🔥 Did not hit 1st HR until 5/20 vs. TOR, his 1st since 9/22/08...Ended a career-high span of 149 AB without a HR...Tied for the AL lead with 28 HR from 5/20 through the end of the season.
- 🔥 Led the AL with 27 HR beginning 6/6 and tied for the AL lead with 78 RBI in that time.
- 🔥 Was 3rd in the AL with a .653 SLG in June (.320, 24-for-75, 7 HR, 18 RBI)...Finished 2nd in the AL with 24 RBI in July.
- 🔥 Collected 1,000th career RBI with a 3-run HR, 6/24 at WSH.
- 🔥 Knocked 300th career HR off Luke Hochevar on 7/9 vs. KC.
- 🔥 Notched 1,000th hit as a member of the Red Sox with a HR on 7/11 vs. KC...Became 30th player in club history to reach that mark and the 1st to homer for No. 1,000 since Carlton Fisk on 6/1/80 vs. MIL.
- 🔥 Hit 10th career walk-off HR with his 2nd HR of the game on 8/26 off CWS' Tony Pena to give BOS a 3-2 victory...Was his 9th walk-off HR as a member of the Red Sox, passing Jimmie Foxx (8) for the club record.
- 🔥 Belted 270th career home run as a DH off Jose Arredondo on 9/15 vs. LAA, passing Frank Thomas (269) for the all-time lead at the position.

**POSTSEASON:** Started as the DH in all 3 of the Sox' ALDS losses to the Angels.

### ALL-TIME MLB WALK-OFF HOME RUN LEADERS

1.	Jim Thome	13
2.	Jimmie Foxx	12
	Mickey Mantle	12
	Stan Musial	12
	Frank Robinson	12
	Babe Ruth	12
7.	<b>David Ortiz*</b>	<b>11</b>
	Tony Perez	11
	Albert Pujols*	11
10.	Dick Allen	10
	Harold Baines	10
	Barry Bonds	10
	Adam Dunn	10
	Jason Giambi	10
	Reggie Jackson	10
	Mike Schmidt	10
	Sammy Sosa	10
	Ryan Zimmerman*	10

\* Active



## David Ortiz, Continued

**2008: Appeared in just 109 games due to injuries, starting 108 at DH...Finished 2nd on the club with 23 HR, 89 RBI, and 70 BB.**

- 🔥 Homered once in first 16 games through 4/17...Went deep just once in a 27-game span from 8/16-9/14, including a 19-game drought from 8/16-9/6...Had 5 HR in final 10 games.
- 🔥 Hit .336 (43-for-128) with RISP (13th in AL) and .346 (18-for-52) with 2 out and RISP (10th in AL).
- 🔥 Finished T-5th in the AL with 12 IBB.
- 🔥 Collected 22 of 89 RBI against the Rangers...Had games of 6 RBI (8/12) and 5 RBI (4/18) against TEX.
- 🔥 Was a ML-worst 3-for-43 (.070) in his first 12 games through 4/12...Hit .299 (50-for-167) over his next 42 games and was at .252 when disabled on 6/1...After return on 7/25, batted .277 (57-for-206) with 10 HR and 46 RBI in final 55 games.
- 🔥 Missed time in April and May with a sore right knee.
- 🔥 Drove in 15 runs over 7 games, 4/18-24...Connected for 8th career grand slam, 4/18 vs. TEX off Luis Mendoza.
- 🔥 Had the Red Sox' only hit, a 7th-inning single, on 5/24 at OAK, breaking up Justin Duchscherer's no-hit bid.
- 🔥 Sustained a partially torn tendon sheath in his left wrist on a swing in the 9th inning on 5/31 at BAL...Put on the 15-day DL on 6/3 (retro to 6/1) and missed a total of 45 games before being activated on 7/25 after rehab stints with Triple-A Pawtucket and Double-A Portland...Did not need surgery to repair the injury.
- 🔥 Elected to start All-Star Game for 4th consecutive year but replaced due to injury...Marked 5th straight selection overall.
- 🔥 Knocked 2 HR and collected 6 RBI in a 10-run Red Sox 1st inning on 8/12 vs. TEX...Was the 4th Red Sox to hit 2 HR in an inning, 1st since Nomar Garciaparra (3rd inning, 7/23/02-G1 vs. TB)...The 6 RBI tied a then-AL record for a single inning...Marked the 3rd time that a Red Sox player recorded 6 RBI in an inning, 1st since Carlos Quintana (3rd inning, 7/30/91 vs. TEX).

**POSTSEASON:** Batted .186 (8-for-43) with a HR and 5 RBI over all 11 of the Sox' postseason games...Reached base safely in all 4 ALDS games against LAA...Went 0-for-3 in Game 3, but walked 3 times...Notched 4 hits in the ALCS against TB...Tripled in the 7th inning of Game 4 to end an 0-for-14 slide in the postseason...Belted a 3-run HR off Grant Balfour in the 7th inning of Game 5, making the score 7-4 in favor of the Rays, a game the Red Sox would come back to win, 8-7, on J.D. Drew's 9th-inning walk-off single...Ended a 15-game homerless drought in the playoffs after going 61 AB since his 6th-inning solo shot in Game 4 of the 2007 ALCS at CLE.

**2007: Led big leagues with a .445 OBP and topped AL with 88 XBH and 111 BB en route to a 2nd World Series title.**

- 🔥 Also ranked among AL leaders in 2B (2nd, 52), OPS (2nd, 1.066), HR (T-3rd, 35), total bases (3rd, 341), SLG (3rd, .621), AVG (5th, .332), AB/HR (5th, 15.7), IBB (T-5th, 12), runs (6th, 116), and RBI (6th, 117)...Led the AL in OBP (.470) and SLG (.700) vs. RHP.
- 🔥 Won his 4th straight Silver Slugger Award at DH...Set career highs for AVG, 2B, and OBP.
- 🔥 His .332 AVG was the highest by a Red Sox left-handed batter since Mo Vaughn (.337) in 1998...88 XBH tied for the 3rd most in Red Sox history with his 2005 mark, and 52 2B were 4th on the all-time single-season list (now 5th, passed by Dustin Pedroia's 54 in 2008).
- 🔥 Batted a career-best .362 (54-for-149) with RISP, the 6th-highest mark in the AL.
- 🔥 Led AL in BB for a 2nd straight year, the 1st Red Sox to do that since Ted Williams (4, from 1946-49).
- 🔥 Joined Adam Dunn as the only players with 100 runs, RBI, and BB in 2007...Accomplished that feat for 3rd year in a row, the longest streak by a Sox player since Ted Williams (6, from 1941-42 and 1946-49).
- 🔥 Batted .338 (177-for-523) in 140 games as the DH...Set ML single-season records with 51 2B and 85 XBH as a DH...Topped 2007 designated hitters in AVG, OBP (.451), SLG (.629), runs (111), hits (177), RBI (113), and BB (106), and was 2nd in HR (33), 2 behind Jim Thome.
- 🔥 Voted by fans to start his 3rd straight All-Star Game, 2nd at 1B...Only other Red Sox with 2 ASG starts at 1B was Jimmie Foxx (1938, 1940)...Went 0-for-2 in 7/10 game at SF.
- 🔥 Posted the AL's best OPS (1.153) after the All-Star break.
- 🔥 Named AL Player of the Month for September, his 3rd monthly honor...Batted .396 (36-for-91) with 9 HR and 27 RBI in 26 games during the month, and led the AL with an .824 SLG.
- 🔥 Had 9 consecutive hits and reached base in 11 straight PA, 9/26-29.
- 🔥 Underwent arthroscopic surgery on 11/6 to correct a cartilage problem in his right knee.

### ALL-TIME LEADERS AS DESIGNATED HITTER

Rk.	Player	Hits
1.	David Ortiz	2,023
2.	Harold Baines	1,690
3.	Edgar Martinez	1,607
4.	Hal McRae	1,555
5.	Paul Molitor	1,456

Rk.	Player	HR
1.	David Ortiz	447
2.	Frank Thomas	269
3.	Edgar Martinez	243
4.	Harold Baines	236
5.	Don Baylor	219

Rk.	Player	RBI
1.	David Ortiz	1,443
2.	Edgar Martinez	1,003
3.	Harold Baines	981
4.	Frank Thomas	881
5.	Hal McRae	823

## David Ortiz, Continued

**POSTSEASON:** Batted .370 (17-for-46) with 3 HR, 10 RBI, and 14 BB while hitting safely in 12 of BOS' 14 postseason games...Hit safely in first 9 games at .462 (12-for-26) before going 5-for-20 (.250) in final 5 contests...Went 5-for-7 (.714) with 6 BB in the 3-game sweep of LAA in the ALDS...Had the highest AVG, OBP (.846), and SLG (1.571) ever in a Division Series (minimum 10 PA) with the most BB ever in a 3-game DS, as well as the most HR (tied, 2) in an ALDS of 3 games...Tied DS records with 4 BB and 2 IBB in Game 2...Homed in Games 1 and 3...Hit .292 (7-for-24) with 3 RBI and 6 BB in the 7-game ALCS against CLE...Homed in Game 4 at Jacobs Field...Extended his overall postseason hitting streak to 14 games, then tied for the 7th-longest all-time, before going 0-for-5 in Game 7 at Fenway Park...Had a .333 AVG (5-for-15) with 4 RBI in the 4-game World Series sweep of COL...Was 3-for-5 with 2 2B and 2 RBI in Game 1 victory at Fenway Park...After starting first 12 games of postseason as the DH, played 1B in the final 2 World Series contests at Coors Field.

**2006: Led the AL and ranked 2nd in the majors with a club-record 54 HR and 137 RBI.**

☛ Only PHI's Ryan Howard had more HR (58) or RBI (149)...STL's Albert Pujols also drove in 137 runs...Knocked 32 road HR, tied for AL single-season mark with Babe Ruth (1927).

☛ Also led the AL with 355 total bases, 119 BB, and 10.3 AB/HR while ranking among the league leaders in IBB (2nd, 23), XBH (2nd, 85), SLG (2nd, .636), runs (T-3rd, 115), OPS (5th, 1.049), and OBP (7th, .413).

☛ Was 1st player to lead his league in HR, RBI, and BB in same season since PHI's Mike Schmidt in 1981...Became 1st AL player to do it since WSH's Frank Howard in 1970 and 1st Red Sox since Ted Williams in 1949.

☛ Received 3rd straight Silver Slugger at DH...As a DH, batted .282 (146-for-518) with 47 HR and 123 RBI in 138 games...Set a big league record for DH HR...Received 115 BB, tied for 2nd most ever by a DH (Edgar Martinez, 122 in 1996 and 115 in 1997).

☛ Had 5 walk-off hits, including 3 HR, all in a 51-day span from 6/11-7/31...Was 1st major leaguer with 3 walk-off HR in a season since SF's Barry Bonds in 2003 and was 1 shy of the all-time single-season record.

☛ Tallied walk-off, game-winning hits in consecutive games, 6/24 & 6/26 vs. PHI, and 2 in a span of 3 contests, 7/29-31.

☛ Led the majors with 40 go-ahead RBI, 2nd most for a Red Sox player since at least 1974 (Jim Rice, 44 in 1978)...Tied for 2nd in AL with 18 game-winning RBI.

☛ Set a club record for HR in April with 10 (matched by Hanley Ramirez in 2015).

☛ Became the 6th Red Sox ever to start an All-Star Game at 1B, going 0-for-2 on 7/11 at PIT.

☛ Named AL Player of the Month for July, his 2nd career honor...Batted .339 (37-for-109) while leading MLB with 14 HR, 35 RBI, 87 total bases, and 21 XBH (tied)...Tied club record for HR in any month (Jackie Jensen, 14 in June 1958).

☛ Had 8 HR in an 8-game span, 7/1-8, just the 2nd Red Sox to accomplish the feat (also George Scott, 6/14-22/77).

☛ Shared AL Player of the Week honors for 7/31-8/6 (Travis Hafner)...Hit .370 (10-for-27) with 5 HR and 8 RBI.

☛ Experienced palpitations prior to 8/28 game at OAK and returned to Boston where tests turned out normal except for changes commonly found in well-trained athletes...Returned on 9/5 after missing 8 games.

☛ Hit .150 (3-for-20) in 7 games for the Dominican Republic in the inaugural World Baseball Classic prior to the season...All 3 hits were HR, 3/7 at Venezuela (2) and 3/13 at Cuba.

**2005: Topped MLB with 148 RBI...Led AL with 88 XBH and finished among AL leaders in HR (2nd, 47), BB (2nd, 102), SLG (2nd, .604), OPS (3rd, 1.001), runs (3rd, 119), total bases (3rd, 363), OBP (4th, 3.97), IBB (T-7th, 9), and 2B (T-8th, 40).**

☛ Won Players Choice Award as AL's Most Outstanding Player, was AL Hank Aaron Award recipient, and named to the AL Silver Slugger at DH for 2nd straight year.

☛ Finished 2nd in the AL MVP voting, receiving 307 points behind NYY's Alex Rodriguez's 331 points.

☛ His 148 RBI marks the 4th-highest single-season total in club history and most since 1949 (Vern Stephens and Ted Williams, 159 each)...Was the 1st Red Sox to lead the majors in RBI since Tony Armas with 123 in 1984.

☛ Also collected an AL-best 34 go-ahead RBI and 21 game-winning RBI.

☛ Of his 47 HR, 19 either tied the game or gave BOS the lead...Had 27 road HR, breaking Ted Williams' then-club record of 26 in 1957 (Ortiz passed with 32 in 2006)...Rate of 12.8 AB/HR was 3rd in AL.

☛ Homered twice in a game 9 times, 2nd-most in a single season in Sox history to Jimmie Foxx's 10 in 1938.

☛ Combined with Manny Ramirez to hit 92 HR, most ever for a duo in Sox history...The pair also combined to drive in 292 runs, 2nd-most ever for a BOS duo behind 318 for Vern Stephens and Ted Williams in 1949.

☛ Hit .297 (166-for-558) with 43 HR and 141 RBI in 148 games at DH...RBI total was 2nd most ever for a DH, 2 behind Edgar Martinez's 2000 figure.

☛ Was top All-Star vote-getter, elected as AL's DH with 4,138,141 votes...Went 2-for-3 in the 7/12 game at DET.

☛ Was AL Player of the Month for September, setting a club record for HR in that month (11)...Marked 1st career monthly award...Shared AL Player of the Week honors with NYY's Robinson Cano, 9/12-18 (.385, 5 HR, 9 RBI).

**POSTSEASON:** Hit .333 (4-for-12) in 3 games against CWS in ALDS...Homed in Game 3 off Freddy Garcia.

### ALL-TIME AL SINGLE-SEASON HOME RUNS ON THE ROAD

Rk.	Player	Team	Year	HR
1.	David Ortiz	BOS	2006	32
	Babe Ruth	NYG	1927	32
3.	Brady Anderson	BAL	1996	31
	Roger Maris	NYG	1961	31
5.	Jim Gentile	BAL	1961	30
	Mickey Mantle	NYG	1961	30

## David Ortiz, Continued

**2004: Selected to 1st career All-Star team...Led the AL with 91 XBH, 1 shy of the club record set by Jimmie Foxx in 1938...Helped BOS win its 1st World Series title since 1918.**

👉 Ranked 2nd in the AL with 139 RBI, 351 total bases, a .603 SLG, 41 HR (tied), and 33 go-ahead RBI (tied), and placed 3rd with 47 2B and 14.2 AB/HR...Had AL's 4th-highest AVG with RISP (.350) and 4th-best overall OPS (.983).

👉 Hit .301 and teamed with Manny Ramirez to join NYY's Lou Gehrig and Babe Ruth (1927, 1930, 1931) as only AL teammates with a .300 AVG, 40 HR, and 100 RBI in a single season.

👉 Won 1st career Silver Slugger, named to the team as AL's DH...Started 111 games at DH and 32 at 1B.

👉 Homered against 18 of the Sox' 19 opponents (all but SD)...Blasted 100th career HR, 5/28 vs. SEA.

👉 Tabbed AL Player of the Week for 6/21-27 (.440, 11-for-25, 4 HR, 9 RBI).

👉 Named as a reserve on the AL All-Star squad and homered in 1st official AB in 6th inning off Carl Pavano...Also walked twice in the 7/13 contest at HOU.

**POSTSEASON:** Batted .400 (22-for-55) with 5 HR and 19 RBI in 14 postseason games...RBI total tied Sandy Alomar Jr. in 1997 and Scott Spiezio in 2002 for most ever in a single postseason (since passed by David Freese's 21 in 2011)...Had 3 walk-off hits, most ever for a player in a single postseason and 1 more than postseason career-best for any other individual...Was 6-for-11 (.545) with 4 RBI in ALDS vs. ANA, ending the series with a 2-run, walk-off, 10th-inning HR off Jarrod Washburn in Game 3 on 10/8 at Fenway Park...Named MVP of the ALCS with a .387 AVG (12-for-31), 3 HR, and 11 RBI in 7 games versus NYY...Won Games 4 and 5 with walk-off hits – a 12th-inning HR off Paul Quantrill in Game 4 on 10/17 and a 14th-inning single off Esteban Loaiza the following night...Also homered off Tom Gordon in Game 5 and Kevin Brown in Game 7...Hit .308 (4-for-13) with a HR and 4 RBI in 4-game sweep of STL in the World Series...Became 28th player to homer in 1st World Series AB with a 3-run blast off Woody Williams in 1st inning on 10/23, joining Jose Santiago in 1967 as the 2nd Red Sox player to accomplish that feat (later also accomplished by Dustin Pedroia and Bobby Kielty in 2007).

**2003: In 1st season with Red Sox ranked 3rd in the AL with a .592 SLG and 16 game-winning RBI, 5th with a .961 OPS, and 10th with 39 2B.**

👉 Ranked 2nd in HR as a DH with 27 while batting .310 (86-for-277) in 74 games at the position...Started 73 games at DH and 44 at 1B.

👉 Drove in a run every 4.4 AB (2nd in the AL) and homered every 14.5 AB (5th in the AL).

👉 Knocked 1st HR with the Red Sox on 4/27/03 at ANA, a pinch-hit, go-ahead solo shot in the 14th inning off Mickey Callaway...Jason Varitek followed with a solo HR in the Sox' 6-4 win.

👉 Appeared in 31 of BOS' first 54 games through the end of May with a .272 AVG (28-for-103), 2 HR, and 19 RBI before moving into the starting lineup on a regular basis with the trade of Shea Hillenbrand to ARI...Hit .293 (101-for-345) with 29 HR and 82 RBI in 97 games the rest of the year.

**POSTSEASON:** Had a .191 AVG (9-for-47) with 2 HR and 8 RBI in 12 games during the playoffs...Was hitless in first 16 AB and went just 2-for-21 in ALDS vs. OAK before hitting .269 (7-for-26) in ALCS against NYY...Both HR came in ALCS, Game 1 off Mike Mussina and Game 7 off David Wells.

**2002: Ranked 3rd on the Twins with 20 HR and 75 RBI in final season with club.**

👉 Started 95 games as the DH and 13 at 1B.

👉 On the DL from 4/19-5/13 after having surgery to remove bone chips from his left knee.

👉 Hit safely in a single-season career-high 19 straight games from 7/17-8/6 (.419, 31-for-74, 5 2B, 7 HR, 18 RBI, 17 R, 10 BB)...Scored a run in a career-best 11 consecutive contests, 7/17-28.

👉 Led Dominican Republic to the Caribbean World Series championship and was named series MVP after batting .480 with 2 HR and 11 RBI...Hit .351 with 4 HR and 23 RBI for Escogido in the DR's regular winter season.

**POSTSEASON:** Batted .276 (8-for-29) with 4 RBI in 9 postseason games, including 7 starts at DH during the ALDS vs. OAK and ALCS vs. ANA.

**2001: Limited to 89 games due to injury but finished 3rd on the Twins with 18 HR in just 303 AB (16.8 AB/HR).**

👉 Started 78 games at DH and 7 at 1B.

👉 Was disabled after undergoing right wrist surgery on 5/17 and was not activated until 7/21...Appeared in 14 games with 3 minor league clubs on rehab from 7/5-20.

👉 Homered in a career-high 4 straight contests, 8/9-12...Went deep in 3 straight games, 9/2-5, including 1st career 2-HR contest, 9/5 at TEX.

**2000: Placed 2nd on the Twins in 2B (36), 3rd in BB (57), 4th in HR (10), and 5th in RBI (63).**

👉 Started 87 games as DH and 25 at 1B.

👉 Hit .423 (33-for-78) vs. LHP.

👉 Set a career high with his first 4-hit game on 7/19 vs. CWS.

**1999: Spent most of season at Triple-A Salt Lake, leading the Pacific Coast League with 110 RBI and tying for 1st with 68 XBH.**

👉 T-2nd in the PCL with 79 BB, ranked 3rd with 291 total bases and a .491 OBP, was 4th with a .590 SLG, and T-4th with 35 2B and 30 HR.

## David Ortiz, Continued

Selected to *Baseball America's* Triple-A and PCL All-Star teams.

Promoted to MIN on 9/13 and went 0-for-20 in 10 games.

**1998: Started 68 games at 1B and 10 as the DH in 1st full big league season.**

Was among AL rookie leaders in BB (2nd, 39), 2B (T-5th, 20), RBI (T-5th, 46), and XBH (T-6th, 29).

Disabled from 5/10-7/9 after fracturing the hamate bone in his right wrist...Had 11-game rehab stint at Triple-A Salt Lake.

**1997: Won the Sherry Robertson Award as Twins Minor League Player of the Year, batting .317 with 30 HR and 130 RBI in 140 games with 3 clubs...Made ML debut as a September call-up.**

Advanced from Single-A to the majors in 1st season in the Twins organization...Led all Twins farmhands in hits (187), 2B (41), total bases (328), and RBI and was T-1st in HR.

Opened season with 11-game hitting streak at High-A Fort Myers and was the organization's April Player of the Month (.319 AVG, 5 HR, 25 RBI).

Promoted to Double-A New Britain 6/7 and drove in 56 runs in 69 games...Moved to Triple-A Salt Lake 8/21.

Joined the Twins on 9/2 and debuted as PH that night at Wrigley Field...Doubled off CHC's Mark Pisciotta the following day for 1st ML hit.

Clubbed 1st ML HR off Julio Santana on 9/14 at TEX.

**1996: In final season with the SEA organization, ranked 2nd in the Midwest League with 156 hits and 248 total bases at Single-A Wisconsin.**

Also ranked among league leaders in hits (3rd, 156), AVG (4th, .322), RBI (4th, 93), and 2B (T-4th, 34).

Played in the Midwest League All-Star Game...Rated as the league's most exciting player and best defensive 1B by *Baseball America*.

Acquired by MIN on 9/13 as the player to be named in the August trade of Dave Hollins to the Mariners.

**1995: Selected as team MVP for Rookie-level Arizona Mariners...Led Arizona League in 2B (18), XBH (26), total bases (99), and RBI (tied, 37).**

Was 2nd in the AZL in SLG (.538), 3rd in hits (61), 4th in AVG (.332), and 5th in OBP (.403).

Named to AZL All-Star Team...Led league 1B with a .989 fielding percentage and 27 assists.

**1994: Topped the Rookie-level Arizona League 1B in games (44), total chances (393), and putouts (372)...T-2nd in the AZL with 10 2B.**

**1993: Made pro debut with SEA's club in the Dominican Summer League.**

### MULTI-HOMER GAMES

David Ortiz has hit a career-high 2 HR 50 times. He holds the Red Sox club record with 48 multi-HR games, 2nd most among major leaguers since 2003 to Albert Pujols (49). Ortiz passed Ted Williams (37) for the Red Sox record on 5/18/13.

9/5/01 for MIN at TEX	6/10/05 at CHC	4/8/07 at TEX	5/18/13 at MIN
7/20/02 for MIN at DET	6/21/05 at CLE	7/31/07 vs. BAL	9/4/13 vs. DET
7/4/03 at NYY	8/12/05 vs. CWS	8/24/07 at CWS (G2)	5/13/14 at MIN
7/5/03 at NYY	8/16/05 at DET	9/12/07 vs. TB	5/14/14 at MIN
8/3/03 vs. BAL	8/29/05 vs. TB	5/18/08 vs. MIL	7/21/14 at TOR
8/7/03 at ANA	9/12/05 at TOR	8/12/08 vs. TEX	8/16/14 vs. HOU
9/3/03 at CWS	9/20/05 at TB	9/17/08 at TB	9/4/14 at NYY
9/24/03 vs. BAL	4/17/06 vs. SEA	8/26/09 vs. CWS	9/19/14 at BAL
5/5/04 at CLE	7/1/06 at FLA	5/11/10 at BAL	7/26/15 vs. DET
8/14/04 vs. CWS	7/6/06 at TB	5/14/10 at DET	8/12/15 at MIA
8/25/04 at TOR	7/31/06 vs. CLE	7/26/10 at LAA	9/12/15 at TB
4/23/05 at TB	8/4/06 at TB	4/30/12 vs. OAK	
5/29/05 at NYY	9/21/06 vs. MIN	6/25/12 vs. TOR	

### Personal

---

- 🔴 Full name: David Americo Ortiz.
- 🔴 Signed by Ramon De Los Santos (Mariners).
- 🔴 Married to the former Tiffany Brick...The couple has 2 daughters, Jessica (10/23/96) and Alexandra (3/22/01), and a son, D'Angelo (7/10/04).
- 🔴 Graduated from Estudia Espillat High School in the Dominican Republic, where he played baseball and basketball.
- 🔴 Splits the off-season between the Dominican Republic and Massachusetts.
- 🔴 Batting cages at the Red Sox Dominican Academy were dedicated in his name in December 2006.
- 🔴 His autobiography, "Big Papi – My Story of Big Dreams and Big Hits" made the *New York Times* Best Seller List in the spring of 2007.
- 🔴 Was 1 of more than 40 major league players that visited the residence of the United States Ambassador to the Dominican Republic in January 2011...The visit, sponsored by the U.S. Embassy and Ambassador Raul Yzaguirre, celebrated the charitable work of the Major League Baseball Dominican Development Alliance (MLB-DDA) and major league players in Dominican communities...It aimed to encourage additional opportunities via MLB-DDA's relationship with the United States Agency for International Development (USAID).

### Roberto Clemente Award

---

David won the 2011 Roberto Clemente Award, Major League Baseball's highest honor for those who best represent the game of baseball through positive contributions on and off the field...That same year, he won the Boston BB-WAA's Tim Wakefield Award for his charitable spirit.

### David Ortiz Children's Fund

---

Ortiz's foundation, the David Ortiz Children's Fund, is a nonprofit organization committed to providing critical pediatric services to children in New England and the Dominican Republic...Has hosted the Annual David Ortiz Celebrity Golf Classic in the Dominican Republic each of the last 8 off-seasons, benefitting his foundation.

### In the Community

---

In 2015, David continued his Papi's Pals program (launched in 2009), through which he has donated tickets to hospital patients and met with children and their families...Also hosted the David Ortiz Children's Fund Gala, which was initiated in 2013...Met with Make-A-Wish Foundation patients for a third straight year...Partnered with UNICEF to invite children to Fenway Park...Donated \$25,000 to the Jimmy Fund Radio-Telethon...Participated in the Ice Bucket Challenge...Has attended several events benefitting the Red Sox Foundation, including Casino Night, Picnic in the Park, the Welcome Home Party, and Dancing with the New Stars...Generously donates time and other resources to benefit the Mass General Hospital for Children, including visiting patients...Spent time with patients at Walter Reed Medical Center in 2014...In 2013, hosted children from Mass General Hospital for Children at games throughout the season...Spoke to students at the Rogers Middle School...Hosted a holiday party for patients at Mass General Hospital for Children during the 2012-13 off-season...In 2012, co-hosted the Pitching in for Kids Poker Party and attended the PLAY campaign, designed to promote awareness for healthy and active living among America's Youth...Attended the John Hancock's MLK Summer Scholars kickoff event...In January 2010, donated food and medical supplies to support those affected by the earthquake that struck Haiti and encouraged fans to help in the relief effort...Had a Papi Cares ticket program during the 2009 season for families struggling financially...Honored by UNICEF with the Children's Champion Award in 2008 and was the Red Sox nominee for the Roberto Clemente Award in 2006 and 2007...In December 2007, conducted a flood relief drive in conjunction with Stop & Shop for the victims of Hurricane Noel in the Dominican Republic...Has worked diligently on behalf of the residents of his hometown of Haina in the Dominican Republic, helping to provide the town with a new ambulance and a youth baseball field in 2007...Joined with the Red Sox Foundation to make a \$200,000 donation in December 2006 to Hospital General de la Plaza de la Salud in Santo Domingo, Dominican Republic with funds to be used for children's heart surgeries...Funds for the hospital were raised by several Boston-area events in 2006 including Big Papi's Power Hitting Clinic for Kids and Big Papi's Celebrity Mixer...Donated \$50,000 to Hurricane Katrina Relief Fund in 2005 and raised funds for flood victims in the Dominican Republic and Haiti in 2004...Has been a member of the Boston Action Team, a national youth volunteer initiative administered by the Major League Baseball Players Trust and Volunteers of America, that is actively recruiting the next generation of volunteers...Enjoys visiting with Jimmy Fund patients during their road trips to spring training and various road cities, and participates in the Jimmy Fund Radio-Telethon...Has appeared in local PSAs, including with the late Mayor Tom Menino promoting summer safety and anti-violence, with Aerosmith's Steven Tyler for the Red Sox Foundation and Mass General Hospital's Home Base Program.

# David Ortiz, Continued

## David Ortiz's Career Record

YEAR	CLUB	AVG	G	AB	R	H	2B	3B	HR	RBI	SH	SF	HB	BB	SO	SB	CS	E
1993	DSL Mariners	.264	61	201	37	53	17	1	7	31	0	5	4	34	44	1	1	-
1994	AZL Mariners	.246	53	167	14	41	10	1	2	20	1	4	2	14	46	1	4	6
1995	AZL Mariners	.332	48	184	30	61	18	4	4	37	0	3	1	23	52	2	0	5
1996	Wisconsin	.322	129	485	89	156	34	2	18	93	2	4	5	52	108	3	4	13
1997	Ft. Myers	.331	61	239	45	79	15	0	13	58	0	3	1	22	53	2	1	9
	New Britain	.322	69	258	40	83	22	2	14	56	0	2	4	21	78	2	6	3
	Salt Lake	.214	10	42	5	9	1	0	4	10	0	0	0	2	11	0	1	0
	MINNESOTA	.327	15	49	10	16	3	0	1	6	0	0	0	2	19	0	0	1
1998	Salt Lake	.243	11	37	5	9	3	0	2	6	0	0	0	3	9	0	0	3
	MINNESOTA	.277	86	278	47	77	20	0	9	46	0	4	5	39	72	1	0	6
1999	Salt Lake	.315	130	476	85	150	35	3	30	110	0	5	3	79	105	2	2	20
	MINNESOTA	.000	10	20	1	0	0	0	0	0	0	0	0	5	12	0	0	0
2000	MINNESOTA	.282	130	415	59	117	36	1	10	63	0	6	0	57	81	1	0	1
2001	Gulf Coast	.400	4	10	3	4	0	0	0	1	0	0	0	3	1	1	0	0
	Ft. Myers	.000	1	3	0	0	0	0	0	0	0	0	0	1	0	0	0	0
	New Britain	.243	9	37	3	9	4	0	0	1	0	1	0	3	9	0	0	0
	MINNESOTA	.234	89	303	46	71	17	1	18	48	1	2	1	40	68	1	0	0
2002	MINNESOTA	.272	125	412	52	112	32	1	20	75	0	8	3	43	87	1	2	1
2003	BOSTON	.288	128	448	79	129	39	2	31	101	0	2	1	58	83	0	0	3
2004	BOSTON	.301	150	582	94	175	47	3	41	139	0	8	4	75	133	0	0	4
2005	BOSTON	.300	159	601	119	180	40	1	47	148	0	9	1	102	124	1	0	2
2006	BOSTON	.287	151	558	115	160	29	2	54	137	0	5	4	119	117	1	0	2
2007	BOSTON	.332	149	549	116	182	52	1	35	117	0	3	4	111	103	3	1	0
2008	Pawtucket	.333	3	9	4	3	0	0	3	5	0	0	0	3	2	0	0	0
	Portland	.250	3	8	2	2	0	0	0	1	0	0	0	2	1	0	0	0
	BOSTON	.264	109	416	74	110	30	1	23	89	1	3	1	70	74	1	0	0
2009	BOSTON	.238	150	541	77	129	35	1	28	99	0	7	5	74	134	0	2	1
2010	BOSTON	.270	145	518	86	140	36	1	32	102	0	4	2	82	145	0	1	0
2011	BOSTON	.309	146	525	84	162	40	1	29	96	0	1	1	78	83	1	1	0
2012	BOSTON	.318	90	324	65	103	26	0	23	60	0	3	0	56	51	0	1	0
2013	BOSTON	.309	137	518	84	160	38	2	30	103	0	5	1	76	88	4	0	0
	Pawtucket	.222	6	18	3	4	0	0	1	4	0	0	0	6	0	0	0	0
2014	BOSTON	.263	142	518	59	136	27	0	35	104	0	6	3	75	95	0	0	0
2015	BOSTON	.273	146	528	73	144	37	0	37	108	0	9	0	77	95	0	1	1
<b>Major League Totals</b>		<b>.284</b>	<b>2257</b>	<b>8103</b>	<b>1340</b>	<b>2303</b>	<b>584</b>	<b>18</b>	<b>503</b>	<b>1641</b>	<b>2</b>	<b>85</b>	<b>36</b>	<b>1239</b>	<b>1664</b>	<b>15</b>	<b>9</b>	<b>22</b>
<b>Minor League Totals</b>		<b>.305</b>	<b>598</b>	<b>2174</b>	<b>365</b>	<b>663</b>	<b>159</b>	<b>13</b>	<b>98</b>	<b>433</b>	<b>3</b>	<b>27</b>	<b>20</b>	<b>262</b>	<b>525</b>	<b>14</b>	<b>19</b>	<b>59</b>
<b>Red Sox Totals</b>		<b>.288</b>	<b>1802</b>	<b>6626</b>	<b>1125</b>	<b>1910</b>	<b>476</b>	<b>15</b>	<b>445</b>	<b>1403</b>	<b>1</b>	<b>65</b>	<b>27</b>	<b>1053</b>	<b>1325</b>	<b>11</b>	<b>7</b>	<b>13</b>

2016  
Red Sox

- 1992 Signed by the Seattle Mariners as a non-drafted free agent on 11/28
- 1996 Acquired by the Minnesota Twins on 9/13 as the player to be named in the 8/29/96 trade for INF Dave Hollins
- 1998 On disabled list with a right wrist fracture, 5/10-7/8
- 2001 On disabled list recovering from right wrist surgery, 5/5-7/20
- 2002 On disabled list recovering from surgery to remove bone chips from left knee, 4/1-5/12
- 2003 Signed by the Boston Red Sox as a free agent on 1/22
- 2008 On disabled list with a partially torn tendon sheath in his left wrist, 6/1-7/24
- 2011 Re-signed by the Boston Red Sox as a free agent on 12/8 (accepted arbitration)
- 2012 On disabled list with a right Achilles strain, 7/17-8/23
- 2012 On disabled list with a right Achilles strain, 8/25 through remainder of season
- 2012 Re-signed by the Boston Red Sox as a free agent on 11/4
- 2013 On disabled list with right Achilles soreness, 3/22-4/19

## Additional Batting Statistics

YEAR	CLUB	OBP	SLG	OPS	TB	GDP
1997	MINNESOTA	.353	.449	.802	22	1
1998	MINNESOTA	.371	.446	.817	124	8
1999	MINNESOTA	.200	.000	.200	0	2
2000	MINNESOTA	.364	.446	.810	185	13
2001	MINNESOTA	.324	.475	.799	144	6
2002	MINNESOTA	.339	.500	.839	206	5
2003	BOSTON	.369	.592	.961	265	9
2004	BOSTON	.380	.603	.983	351	12
2005	BOSTON	.397	.604	1.001	363	13
2006	BOSTON	.413	.636	1.049	355	12
2007	BOSTON	.445	.621	1.066	341	16
2008	BOSTON	.369	.507	.877	211	11
2009	BOSTON	.332	.462	.794	250	9
2010	BOSTON	.370	.529	.899	274	12
2011	BOSTON	.398	.554	.953	291	24
2012	BOSTON	.415	.611	1.026	198	6
2013	BOSTON	.395	.564	.959	292	21
2014	BOSTON	.355	.517	.873	268	18
2015	BOSTON	.360	.553	.913	292	16
<b>Major League Totals</b>		<b>.378</b>	<b>.547</b>	<b>.925</b>	<b>4432</b>	<b>214</b>

**Division Series Record**

YEAR	CLUB	AVG	G	AB	R	H	2B	3B	HR	RBI	SH	SF	HB	BB	SO	SB	CS	E
2002	MIN vs. OAK	.231	4	13	0	3	2	0	0	2	0	0	0	0	5	0	0	0
2003	BOS vs. OAK	.095	5	21	0	2	1	0	0	2	0	0	0	2	7	0	0	0
2004	BOS vs. ANA	.545	3	11	4	6	2	0	1	4	0	0	0	5	2	0	0	0
2005	BOS vs. CWS	.333	3	12	2	4	2	0	1	1	0	0	0	0	3	0	0	0
2007	BOS vs. LAA	.714	3	7	5	5	0	2	3	0	0	0	0	6	1	0	0	0
2008	BOS vs. LAA	.235	4	17	1	4	1	0	0	1	0	0	0	3	4	0	0	0
2009	BOS vs. LAA	.083	3	12	0	1	0	0	0	0	0	0	0	0	4	0	0	0
2013	BOS vs. TB	.385	4	13	4	5	1	0	2	3	0	0	0	5	2	0	0	0
<b>Division Series Totals</b>		<b>.283</b>	<b>29</b>	<b>106</b>	<b>16</b>	<b>30</b>	<b>9</b>	<b>0</b>	<b>6</b>	<b>16</b>	<b>0</b>	<b>0</b>	<b>0</b>	<b>21</b>	<b>28</b>	<b>0</b>	<b>0</b>	<b>0</b>

**League Championship Series Record**

YEAR	CLUB	AVG	G	AB	R	H	2B	3B	HR	RBI	SH	SF	HB	BB	SO	SB	CS	E
2002	MIN vs. ANA	.313	5	16	0	5	1	0	0	2	0	0	0	0	5	0	0	0
2003	BOS vs. NYY	.269	7	26	4	7	1	0	2	6	0	0	1	3	8	0	0	0
2004	BOS vs. NYY	.387	7	31	6	12	0	1	3	11	0	0	0	4	7	0	1	0
2007	BOS vs. CLE	.292	7	24	7	7	3	0	1	3	0	2	1	6	5	0	0	0
2008	BOS vs. TB	.154	7	26	3	4	1	1	1	4	0	0	0	6	9	0	0	0
2013	BOS vs. DET	.091	6	22	1	2	0	0	1	4	0	0	0	3	4	0	0	0
<b>LCS Totals</b>		<b>.255</b>	<b>39</b>	<b>145</b>	<b>21</b>	<b>37</b>	<b>6</b>	<b>2</b>	<b>8</b>	<b>30</b>	<b>0</b>	<b>2</b>	<b>2</b>	<b>22</b>	<b>38</b>	<b>0</b>	<b>1</b>	<b>0</b>

**World Series Record**

YEAR	CLUB	AVG	G	AB	R	H	2B	3B	HR	RBI	SH	SF	HB	BB	SO	SB	CS	E
2004	BOS vs. STL	.308	4	13	3	4	1	0	1	4	0	0	0	4	1	0	0	0
2007	BOS vs. COL	.333	4	15	4	5	3	0	0	4	0	0	0	2	3	0	0	0
2013	BOS vs. STL	.688	6	16	7	11	2	0	2	6	0	1	0	8	1	0	0	0
<b>World Series Totals</b>		<b>.455</b>	<b>14</b>	<b>44</b>	<b>14</b>	<b>20</b>	<b>6</b>	<b>0</b>	<b>3</b>	<b>14</b>	<b>0</b>	<b>1</b>	<b>0</b>	<b>14</b>	<b>5</b>	<b>0</b>	<b>0</b>	<b>0</b>

**All-Star Game Record**

YEAR	CLUB	AVG	G	AB	R	H	2B	3B	HR	RBI	SH	SF	HB	BB	SO	SB	CS	E
2004	AL at HOU	1.000	1	1	2	1	0	0	1	2	0	0	0	2	0	0	0	0
2005	AL at DET	.667	1	3	0	2	0	0	0	1	0	0	0	0	0	0	0	0
2006	AL at PIT	.000	1	2	0	0	0	0	0	0	0	0	0	0	1	0	0	0
2007	AL at SF	.000	1	2	0	0	0	0	0	0	0	0	0	0	0	0	0	0
2008	AL at NYY																	
2010	AL at LAA	.500	1	2	0	1	0	0	0	0	0	0	0	0	1	0	0	0
2011	AL at ARI	.000	1	2	0	0	0	0	0	0	0	0	0	0	0	0	0	0
2012	AL at KC	.500	1	2	0	1	0	0	0	0	0	0	0	0	0	0	0	0
2013	AL at NYM	.000	1	2	0	0	0	0	0	0	0	0	0	0	0	0	0	0
<b>All-Star Game Totals</b>		<b>.313</b>	<b>8</b>	<b>16</b>	<b>2</b>	<b>5</b>	<b>0</b>	<b>0</b>	<b>1</b>	<b>3</b>	<b>0</b>	<b>0</b>	<b>0</b>	<b>2</b>	<b>2</b>	<b>0</b>	<b>0</b>	<b>0</b>

**World Baseball Classic Record**

YEAR	CLUB	AVG	G	AB	R	H	2B	3B	HR	RBI	SH	SF	HB	BB	SO	SB	CS	E
2006	Dom. Rep.	.150	7	20	4	3	0	0	3	5	0	0	0	8	2	0	0	0
2009	Dom. Rep.	.250	3	8	0	2	1	0	0	1	0	0	0	3	1	0	0	0
<b>WBC Totals</b>		<b>.179</b>	<b>10</b>	<b>28</b>	<b>4</b>	<b>5</b>	<b>1</b>	<b>0</b>	<b>3</b>	<b>6</b>	<b>0</b>	<b>0</b>	<b>0</b>	<b>11</b>	<b>3</b>	<b>0</b>	<b>0</b>	<b>0</b>

**Career Fielding Record**

YEAR	CLUB	POS	PCT.	G	GS	PO	A	E	TC	DP
1997	MINNESOTA	1B	.989	11	10	84	10	1	95	10
1998	MINNESOTA	1B	.989	70	69	503	46	6	555	51
1999	MINNESOTA	1B	1.000	1	0	7	0	0	7	1
2000	MINNESOTA	1B	.996	27	25	210	12	1	223	17
2001	MINNESOTA	1B	1.000	8	7	60	2	0	62	2
2002	MINNESOTA	1B	.990	15	13	90	6	1	97	8
2003	BOSTON	1B	.992	45	44	342	30	3	375	20
2004	BOSTON	1B	.986	34	31	253	21	4	278	23
2005	BOSTON	1B	.976	10	10	69	11	2	82	8
2006	BOSTON	1B	.971	10	10	62	6	2	70	8
2007	BOSTON	1B	1.000	7	7	37	3	0	40	3
2009	BOSTON	1B	.980	6	6	42	6	1	49	2
2010	BOSTON	1B	1.000	4	4	23	1	0	24	1
2011	BOSTON	1B	1.000	2	2	18	0	0	18	4
2012	BOSTON	1B	1.000	7	7	54	2	0	56	4
2013	BOSTON	1B	1.000	6	6	36	1	0	37	4
2014	BOSTON	1B	1.000	5	5	37	2	0	39	9
2015	BOSTON	1B	.982	9	9	51	5	1	57	2
<b>Career Totals</b>		<b>1B</b>	<b>.990</b>	<b>277</b>	<b>264</b>	<b>1978</b>	<b>164</b>	<b>22</b>	<b>2164</b>	<b>177</b>

David Ortiz

## David Ortiz, Continued

### Career Single-Game Highs

<b>HITS</b>	4, 25 times, last 7/26/15 vs. DET
<b>DOUBLES</b>	3, 2 times, last 9/25/15 vs. BAL
<b>HOME RUNS</b>	2, 50 times, last 9/12/15 at TB
<b>RBI</b>	7, 7/26/15 vs. DET
<b>RUNS SCORED</b>	4, 5 times, last 6/27/12 vs. TOR
<b>WALKS</b>	4, 4 times, last 7/7/07 at DET
<b>STRIKEOUTS</b>	4, 10 times, last 9/1/15 vs. NYY
<b>STOLEN BASES</b>	1, 15 times, last 7/21/13 vs. NYY
<b>HITTING STREAK</b>	27, 7/2/12-5/7/13
<b>EJECTIONS (10)</b>	8/15/98 at BOS (HP, T. Craft) 6/21/00 at TEX (HP, M. Winters) 8/26/01 at KC (HP, P. Schrieber) 7/16/04 at ANA (HP, M. Hollowell) 8/19/05 at LAA (HP, B. Welke) 6/15/07 vs. SF (HP, T. Randazzo) 5/13/08 at BAL (HP, L. Diaz) 4/9/10 at KC (HP, M. Estabrook) 7/8/11 vs. BAL (HP, M. Estabrook) 7/27/13 at BAL (HP, T. Timmons) 4/19/15 vs. BAL (HP, John Tumppane) 6/20/15 at KC (HP, Bruce Dreckman)

### Home Run Notes

#### MULTI-HOME RUN GAMES (50)

See page 178 for complete list

#### LEADOFF HOME RUNS (0)

#### GRAND SLAMS (11)

9/7/00 at BOS off Ramon Martinez  
5/28/04 vs. SEA off Joel Pineiro  
4/15/05 vs. TB off Hideo Nomo  
7/15/05 vs. NYY off Buddy Groom  
6/21/06 vs. WSH off Shawn Hill  
7/6/06 at TB off Shawn Camp  
8/18/07 vs. LAA off Jered Weaver  
4/18/08 vs. TEX off Luis Mendoza  
7/30/10 vs. DET off Jose Valverde  
7/27/11 vs. KC off Bruce Chen  
6/20/12 vs. MIA off Chris Hatcher

#### PINCH-HIT HOME RUNS (5)

7/5/00 vs. BOS off Rich Garces  
8/9/01 vs. CLE off Dave Burba  
4/27/03 at ANA off Mickey Calloway  
5/29/11 at DET off Jose Valverde (G1)  
7/5/13 at LAA off Dane De La Rosa

#### EXTRA-INNING HOME RUNS (12)

9/25/02 vs. CLE off Dave Maurer (12th)  
4/27/03 at ANA off Mickey Calloway (14th)  
9/3/03 at CWS off Tom Gordon (10th)  
9/23/03 vs. BAL off Kurt Ainsworth (10th)  
4/11/04 vs. TOR off Aquilino Lopez (12th)  
8/16/05 at DET off Jamie Walker (10th)  
9/12/05 at TOR off Pete Walker (11th)  
6/24/06 vs. PHI off Tom Gordon (10th)  
6/18/14 vs. MIN off Casey Fien (10th)  
6/22/14 at OAK off Fernando Abad (10th)  
9/19/14 at BAL off Darren O'Day (10th)  
4/10/15 at NYY off Esmil Rogers (16th)

#### GAME-ENDING HOME RUNS (11)

9/25/02 vs. CLE off Dave Maurer  
9/23/03 vs. BAL off Kurt Ainsworth  
4/11/04 vs. TOR off Aquilino Lopez  
6/2/05 vs. BAL off B.J. Ryan  
9/6/05 vs. LAA off Scot Shields  
6/11/06 vs. TEX (G1) off Akinori Otsuka  
6/24/06 vs. PHI off Tom Gordon  
7/31/06 vs. CLE off Roberto Hernandez  
9/12/07 vs. TB off Alberto Reyes  
8/26/09 vs. CWS off Tony Pena  
6/6/13 vs. TEX off Michael Kirkman

#### INSIDE-THE-PARK HOME RUNS (0)





# 62 SEAN O'SULLIVAN

RHP



**Bats:** Right • **Throws:** Right • **Height:** 6-1 • **Weight:** 245

**Opening Day Age:** 28 • **MLB Service:** 2 years, 81 days

**Born:** 9/1/1987 in San Diego, CA

**Resides:** Spring Valley, CA

**Acquired:** Signed as a minor league free agent on 12/5/2015

**Contract Status:** Signed through 2016

## Non-Roster Invitee

### Career Highlights

- Enters his 11th professional season and 1st in the Red Sox organization.
- Has seen major league action for LAA (2009-10), KC (2010-11), SD (2013), and PHI (2014-15).
- Started 52 of his 66 career ML games, posting 4 seasons with 10 or more starts (2009-11, 2015).
- Over 6 big league seasons, owns an 11-23 record and a 5.95 ERA (200 ER/302.1 IP).
- Tossed the first 9.0-inning no-hitter in the history of LAA's Triple-A Salt Lake affiliate on 7/28/09 at Sacramento.
- Represented Orem as a 2006 Pioneer League postseason All-Star...Was named a 2008 California League post-season All-Star while playing for Rancho Cucamonga.
- Was his league's ERA champion in each of his first 2 minor league campaigns (Rookie-level Pioneer League in 2006 and Single-A Midwest League in 2007).
- Has hit .321 (18-for-56) with an .834 OPS over 10 minor league seasons.
- 2015: Started the season with the Phillies, making 13 ML starts...Was sent outright to Triple-A Lehigh Valley on 7/7 and made 9 starts for the IronPigs.**
- Recorded a 3.54 ERA (11 ER/28.0 IP) through his first 5 starts from 4/12-5/22, including a 2.65 mark (5 ER/17.0 IP) in 3 starts from 5/12-22.
- Missed time on the DL with left knee tendinitis from 4/22 (retro to 4/18) to 5/11...Made 1 rehab appearance with Single-A Lakewood on 5/7 vs. Augusta, allowing 1 ER over 4.1 IP.
- In 9 outings at Lehigh Valley from 7/18-9/4, went 5-2 with a 3.20 ERA (20 ER/56.1 IP) and 6 quality starts.
- In 5 road starts with the IronPigs, posted a 2.30 ERA (8 ER/31.1 IP) and a 1.02 WHIP while limiting the opposition to a .173 AVG.
- Earned the win on 8/18 at Scranton/Wilkes-Barre, striking out 9 in 8.1 innings without allowing an ER.
- Won each of his last 4 Triple-A starts of the season from 8/18-9/4 (1.32 ERA, 4 ER/27.1 IP, .188 opponent AVG).
- 2014: Spent the majority of the season with Triple-A Lehigh Valley, finishing 2nd on the team with 25 starts, 6 wins (tied), 148.1 IP, and 94 SO...Also made 2 starts and 1 relief appearance over 3 stints with PHI.**
- Lasted at least 6.0 IP in 17 of 25 Lehigh Valley starts, including 14 quality starts.
- Was called up to PHI on 6/28 and made his Phillies debut in the 2nd game of a doubleheader vs. ATL, allowing 4 ER over 5.2 IP...Suffered his 1st ML loss since 7/24/13 with SD.
- In a 7/10 Lehigh Valley win at Louisville, struck out a season-high 8 batters in 7.0 IP.
- Allowed 3 ER or fewer in each of his last 7 starts from 7/23-8/31, posting a 3.09 ERA (15 ER/43.2 IP).
- Tossed a complete game on 7/28 with Lehigh Valley at Buffalo (8.0 IP, L, 7 H, 4 R, 3 ER, 2 BB, 3 SO).
- In his final Triple-A stint from 8/15-31, posted a 2.92 ERA (8 ER/24.2 IP) with 22 SO and a .245 opponent AVG over 4 starts.
- Was called up again on 9/5 and made his lone ML relief appearance of the season on 9/10 vs. PIT, tossing a perfect 9th inning in a 6-3 Phillies loss.
- 2013: Recorded a 3.96 ERA (11 ER/25.0 IP) in 7 games (3 starts) for the Padres...Also made 20 starts over 2 stints with Triple-A Tucson.**
- Began the season with Tucson and started 18 games before being called up to SD, going 7-4 with a 3.88 ERA (44 ER/102.0 IP) and 90 SO compared to 29 BB.
- Selected to the ML roster on 7/12 and made his Padres debut that night vs. SF as a starter (5.0 IP, L, 6 H, 2 R).
- Allowed 2 or fewer ER in each of 3 starts at the ML level, posting a 2.60 ERA (5 ER/17.1 IP).
- Did not allow a HR in 25.0 IP with the Padres.
- Was on the paternity leave list from 7/30-31.

Sean  
O'Sullivan

## Sean O'Sullivan, Continued

- 🔥 Made 2 final starts with Tucson from 8/25-30...Earned the win on 8/30 at Las Vegas, allowing 1 ER over 8.0 IP.
- 🔥 Hit .351 (13-for-37) with 3 2B, 1 HR, and 13 RBI in 20 games with Tucson...Went 4-for-9 (.444) with a BB, 2B, and 2 RBI as a pinch-hitter.

**2012: Went 14-7 with 1 save and a 4.23 ERA (67 ER/142.2 IP) in 31 games (19 starts) between KC's Triple-A Omaha and TOR's Triple-A Las Vegas.**

- 🔥 In 5 starts with Omaha, surrendered 3 or fewer ER 4 times.
- 🔥 Hurlled 4.0 IP in recording his only career save on 4/28 at Memphis.
- 🔥 Was acquired by TOR and assigned to Las Vegas on 6/21.
- 🔥 Made 8 quality starts in 14 outings with Las Vegas, going 9-3 with a 2.72 ERA (27 ER/89.1 IP) and averaging over 6.1 IP per start.
- 🔥 In his first 3 starts with Las Vegas from 6/23-7/4, did not allow an ER in 20.0 IP.

**2011: Made 12 appearances (10 starts) in 2 stints for KC...Also started 14 games at Triple-A Omaha.**

- 🔥 Began the season on KC's ML roster, posting a 3.41 ERA (11 ER/29.0 IP) in his first 6 outings (4 starts) of the season.
- 🔥 Limited opposing hitters to a .185 AVG (12-for-65) with 2 outs in his 12 ML outings.
- 🔥 Was placed on the DL with right biceps tendinitis on 6/3...Activated from the DL and optioned to Triple-A Omaha on 7/3.
- 🔥 Led Omaha starters with an .800 winning percentage and finished 3rd on the team with 8 wins in just 14 outings.
- 🔥 Surrendered 2 or fewer ER in 8 of his 14 starts with the Storm Chasers.
- 🔥 Earned the win in 6 straight Triple-A starts from 7/29-8/23, posting a 2.13 ERA (9 ER/38.0 IP) with 29 SO and 6 BB.
- 🔥 Was recalled to KC on 9/21 and made his final start of the season on 9/27 at MIN.

**2010: Split the season between the LAA and KC organizations, finishing 4-6 with a 5.49 ERA in 19 ML games (14 starts)...Also made 15 starts for LAA's Triple-A Salt Lake.**

- 🔥 In 19 ML games, held hitters to a .200 AVG (17-for-85) with RISP.
- 🔥 Began the season at Salt Lake...Was recalled by LAA on 6/16 and posted a 1.29 ERA (1 ER/7.0 IP) over 4 relief appearances before being optioned back to Salt Lake.
- 🔥 Returned to LAA to start on 7/20 at NYY...Allowed 2 ER over 6.0 frames to earn the win.
- 🔥 Traded to KC on 7/22...Went 3-6 with a 6.37 ERA (48 ER/70.2 IP) in 14 games (13 starts) as a Royal.

**2009: Split the season between Double-A Arkansas, Triple-A Salt Lake, and LAA, making his big league debut over 4 stints with the Angels.**

- 🔥 Made his first 3 starts of the season at Arkansas, recording 14 SO and 0 BB in 18.2 IP.
- 🔥 In his 1st of 4 stints with Salt Lake from 4/25-6/11, went 5-2 in 10 starts.
- 🔥 Earned the win in his ML debut on 6/16 at SF, allowing 1 ER over 7.0 IP...Between his first 2 stints with LAA, posted a 3-0 record and a 3.72 ERA (12 ER/29.0 IP) in 5 starts, all Angels wins.
- 🔥 Returned to Salt Lake and tossed the first 9.0-IP no-hitter in Bees history on 7/28 at Sacramento, walking 1 and fanning 7...Was named Pacific Coast League Pitcher of the Week on 8/3.
- 🔥 Made 2 more stints with the Angels, from 8/5-22 (4 G) and from 9/1 through the end of the season (3 G).

**2008: Spent the season with High-A Rancho Cucamonga and led both the California League and all Angels minor leaguers with 16 wins...Was named a CL postseason All-Star.**

- 🔥 Pitched in 28 games (25 starts) for the Quakes, finishing with a 16-8 record and a 4.73 ERA (83 ER/158.0 IP).
- 🔥 Struck out a season-high 8 batters 3 times (6/14 vs. Modesto, 7/22 vs. Stockton, 8/16 vs. Lancaster).
- 🔥 Won 9 straight decisions over 11 games from 5/27-7/27, posting a 3.38 ERA (26 ER/69.1 IP).
- 🔥 In 5 July starts, went 5-0 with a 1.59 ERA (6 ER/34.0 IP) and a .214 opponent AVG...Allowed just 1 ER over 3 starts (22.0 IP) from 7/17-27, earning CL Pitcher of the Week honors on 7/28.
- 🔥 Had a 3.31 ERA (31 ER/84.1 IP) in 13 starts after the All-Star break.

**2007: For the 2nd straight season, led his league in ERA, posting a 2.22 mark (39 ER/158.1 IP) in 25 starts for the Single-A Midwest League's Cedar Rapids Kernels.**

- 🔥 Led the Angels' minor league system in ERA and finished 2nd in SO (125).
- 🔥 Issued 40 BB compared to his team-leading 125 SO, a ratio of 3.13 SO/BB.
- 🔥 Named Midwest League Pitcher of the Week on 8/27.

**2006: Made professional debut with Rookie-level Orem and led the Pioneer League with a 2.14 ERA (17 ER/71.1 IP) in 14 starts...Was named a Pioneer League postseason All-Star.**

- 🔥 Walked just 7 in 71.1 IP, leading all Orem starters with 0.9 BB/9.0 IP.
- 🔥 Ranked 3rd on the team with 55 SO.
- 🔥 Surrendered 3 or fewer ER in 13 of his 14 starts.

Personal

- 🔴 Full name: Sean Daniel O'Sullivan.
- 🔴 Signed by Tim Corcoran (Angels).
- 🔴 Married to Sabrina...The couple has a daughter, Hailey, and a son, Cooper.
- 🔴 Graduated from Valhalla (CA) High School in 2005...Named San Diego County Player of the Year in 2004.
- 🔴 Attended Grossmont Community College in CA.
- 🔴 Played for USA in international tournaments in 2003-04...Earned the win over Taiwan in the gold medal-winning game in the 2003 International Baseball Federation World Youth Championship.
- 🔴 Was named the top player in his age group by *Baseball America* at the age of 12.
- 🔴 His brother, Ryan O'Sullivan, was drafted by LAD in 2011 and currently plays in the Phillies' system.

Sean O'Sullivan's Career Record

YEAR	CLUB	W-L	ERA	G	GS	CG	SHO	SV	IP	H	R	ER	HR	HB	BB	SO	WP	BK
2006	Orem	4-0	2.14	14	14	0	0	0	71.1	65	23	17	2	5	7	55	2	0
2007	Cedar Rapids	10-7	2.22	25	25	0	0	0	158.1	136	58	39	6	9	40	125	9	0
2008	Rancho Cucu.	16-8	4.73	28	25	1	0	0	158.0	167	94	83	8	11	50	111	12	0
2009	Arkansas	1-2	5.30	3	3	0	0	0	18.2	21	11	11	1	0	0	14	0	0
	Salt Lake	6-4	5.48	14	13	1	1	0	69.0	74	42	42	9	3	20	48	3	0
	LOS ANGELES-AL	4-2	5.92	12	10	0	0	0	51.2	60	34	34	12	1	16	29	1	0
2010	Salt Lake	5-5	4.76	15	15	1	0	0	85.0	95	50	45	8	3	31	58	3	1
	LOS ANGELES-AL	1-0	2.08	5	1	0	0	0	13.0	7	3	3	1	0	4	6	0	0
	KANSAS CITY	3-6	6.11	14	13	0	0	0	70.2	83	50	48	14	1	27	37	4	2
2011	KANSAS CITY	2-6	7.25	12	10	0	0	0	58.1	78	52	47	10	2	26	19	3	0
	Omaha	8-2	4.22	14	14	0	0	0	74.2	85	37	35	6	4	16	55	4	0
2012	Omaha	5-4	6.75	17	5	0	0	1	53.1	76	43	40	6	2	23	26	7	0
	Las Vegas	9-3	2.72	14	14	0	0	0	89.1	77	39	27	5	5	23	44	2	0
2013	Tucson	8-5	3.83	20	20	0	0	0	115.0	130	55	49	7	5	31	99	2	0
	SAN DIEGO	0-2	3.96	7	3	0	0	0	25.0	31	12	11	0	1	14	12	0	0
2014	Lehigh Valley	6-10	4.30	25	25	1	0	0	148.2	154	82	71	17	3	50	94	3	0
	PHILADELPHIA	0-1	6.39	3	2	0	0	0	12.2	15	9	9	3	0	2	7	0	0
2015	Lakewood	0-0	2.08	1	1	0	0	0	4.1	5	1	1	0	1	1	5	1	0
	Lehigh Valley	5-2	3.20	9	9	0	0	0	56.1	48	23	20	3	1	19	41	2	1
	PHILADELPHIA	1-6	6.08	13	13	0	0	0	71.0	94	49	48	16	6	20	35	3	0
<b>Major League Totals</b>		<b>11-23</b>	<b>5.95</b>	<b>66</b>	<b>52</b>	<b>0</b>	<b>0</b>	<b>0</b>	<b>302.1</b>	<b>368</b>	<b>209</b>	<b>200</b>	<b>56</b>	<b>11</b>	<b>109</b>	<b>145</b>	<b>11</b>	<b>2</b>
<b>Minor League Totals</b>		<b>83-52</b>	<b>3.92</b>	<b>199</b>	<b>183</b>	<b>4</b>	<b>1</b>	<b>1</b>	<b>1101.2</b>	<b>1133</b>	<b>558</b>	<b>480</b>	<b>78</b>	<b>52</b>	<b>311</b>	<b>775</b>	<b>50</b>	<b>2</b>

Sean O'Sullivan

- 2005 Signed by the Los Angeles Angels of Anaheim as a third-round selection in the June Draft
- 2010 Acquired by the Kansas City Royals with LHP Will Smith in exchange for INF Alberto Callaspo on 7/2
- 2011 On disabled list with right biceps tendinitis, 6/3-7/2
- 2012 Acquired by the Toronto Blue Jays in exchange for cash considerations on 6/21
- 2012 Signed by the San Diego Padres as a minor league free agent on 12/11
- 2013 Signed by the Philadelphia Phillies as a minor league free agent on 12/17
- 2015 Signed by the Boston Red Sox as a minor league free agent on 12/5

Career Fielding Record

YEAR	CLUB	POS	PCT.	G	GS	PO	A	E	TC	DP
2009	LOS ANGELES-AL	P	1.000	12	10	4	3	0	7	0
2010	LOS ANGELES-AL	P	1.000	5	1	1	1	0	2	0
2010	KANSAS CITY	P	.929	14	13	7	6	1	14	1
2011	KANSAS CITY	P	.917	12	10	4	7	1	12	0
2013	SAN DIEGO	P	1.000	7	3	0	4	0	4	0
2014	PHILADELPHIA	P	1.000	3	2	0	2	0	2	1
2015	PHILADELPHIA	P	1.000	13	13	6	6	0	12	0
	<b>Career Totals</b>	<b>P</b>	<b>.962</b>	<b>66</b>	<b>52</b>	<b>22</b>	<b>29</b>	<b>2</b>	<b>53</b>	<b>2</b>

Career Batting Totals

	AVG	G	AB	R	H	2B	3B	HR	RBI	SH	SF	HB	BB	SO	SB	CS	E
Major League Totals	.121	66	33	3	4	2	0	0	0	2	0	0	1	17	0	0	2

Career Single-Game Highs

- INNINGS PITCHED** 8.0, 5/6/11 vs. OAK (start)
- 3.1, 6/20/10 for LAA at CHC (relief)
- STRIKEOUTS** 6, 2 times, last 4/21/11 vs. CLE (start)
- 1, 6 times, last 8/16/13 vs. NYM (relief)
- HITS ALLOWED** 15, 5/28/11 at TEX (start)
- 5, 7/9/13 at STL (relief)
- RUNS ALLOWED** 10, 5/28/11 at TEX (start)
- 3, 3 times, last 8/7/13 vs. BAL (relief)
- WALKS ALLOWED** 7, 4/30/11 vs. MIN (start)
- 2, 8/7/13 vs. BAL (relief)
- HOME RUNS ALLOWED** 5, 5/28/11 at TEX (start)
- 1, 4/3/11 vs. LAA (relief)
- EJECTIONS** None
- SCORELESS INNINGS STREAK** 9.0, 2 times, last 4/30-5/6/11

# 60 HENRY OWENS

LHP



**Bats:** Left • **Throws:** Left • **Height:** 6-6 • **Weight:** 220  
**Opening Day Age:** 23 • **MLB Service:** 62 days  
**Born:** 7/21/1992 in Orange, CA  
**Resides:** Huntington Beach, CA  
**Acquired:** Selected in the supplemental round (36th overall) of the 2011 June Draft  
**Contract Status:** Signed through 2016

## Career Highlights

- Entering 5th professional season...Was Boston's 3rd pick in the 2011 June Draft (36th overall), the supplemental selection for the loss of 1B/C Victor Martinez to the Tigers...Made pro debut in 2012.
- Has allowed 1 or no ER in 6 of his 11 career ML outings, all as a starter for the Red Sox over the last 2 months of the 2015 season...Since 1914, only 2 other Red Sox pitchers have had as many 1- or 0-ER starts within their first 11 ML games: Eduardo Rodriguez in 2015 (7) and Dave Ferriss in 1945 (6).
- Entered both 2014 and 2015 as Boston's No. 2 prospect and top-rated pitching prospect, according to *Baseball America*...Chosen as having the best changeup in the Red Sox' minor league system following each of his first 3 minor league seasons (2012-14).
- Has 442 SO in the minor leagues over the last 3 seasons (2013-15), the most by any left-handed pitcher and 2nd among all minor leaguers to Pirates RHP Tyler Glasnow (457)...Has averaged 9.9 SO/9.0 IP in 96 career minor league outings (95 starts).
- Named to *Baseball America's* 2014 Minor League All-Star First Team after leading all minor leaguers in wins (17-5) and finishing 4th in SO (170) with a 2.94 ERA between Double-A Portland and Triple-A Pawtucket.
- Chosen as the Eastern League's 2014 Pitcher of the Year after leading the league with 14 wins—a Sea Dogs single-season record—and 126 strikeouts in 20 starts...Also tabbed by *Baseball America* as the best pitching prospect in the EL.
- In 2013, selected to *Baseball America's* Minor League All-Star Second Team and as the publication's High-A Pitcher of the Year...Led full-season minor league qualifiers in opponent AVG (.177) and topped all minor leaguers (min. 120.0 IP) with 11.3 SO/9.0 IP between High-A Salem and Double-A Portland.
- Has been a part of 2 minor league no-hitters: tossed a rain-shortened, 6.0-inning no-no in Double-A Portland's 2014 season opener (4/3/14 at Reading), and threw the first 6.0 innings of High-A Salem's 3-pitcher no-hitter on 7/17/13 at Frederick.

### MOST STRIKEOUTS IN MINOR LEAGUE BASEBALL, 2013-15

Pitcher	SO	Org.
Tyler Glasnow	457	Pirates
<b>Henry Owens (L)</b>	<b>442</b>	<b>Red Sox</b>
Rafael De Paula	420	Padres
Robert Stephenson	416	Reds
Jose Berrios	415	Twins

(L) Left-handed pitcher

### 2015: Made 11 starts for the Red Sox in his ML debut, slotting into the rotation for the final 2 months of the season after beginning the year with 21 starts for Triple-A Pawtucket.

- Held opponents to 1 or no ER in 6 of his starts...Was just the 3rd Red Sox since 1914 to begin his career with 6 such starts within his first 11 career games, along with Eduardo Rodriguez (7 of first 11 in 2015) and Dave Ferriss (6 of first 11 in 1945).
- Allowed 7 ER each in 3 of his 11 starts...Gave up 11 total ER in his other 8 outings (1.94 ERA, 51.0 IP).
- Was recalled from Pawtucket on 8/4 to make his ML debut at Yankee Stadium...Allowed 3 runs in 5.0 IP and suffered the 13-3 loss...At 23 years and 14 days old, was the youngest Red Sox pitcher to debut at NYY as a starter since Billy Rohr on 4/14/67 (21 years, 287 days).
- In his 2nd career start on 8/9 at DET, earned his 1st ML win, allowing just 1 run on 3 hits in 5.0 IP...Defeated Justin Verlander (5.0 IP, 3 H, 1 R/ER, 4 BB, 2 SO) to become the 1st Red Sox ever to earn his 1st career win over a former Cy Young Award winner (Source: Elias Sports Bureau).
- Fanned 10 batters in his 3rd start on 8/16 vs. SEA but gave up 7 runs...At 23 years and 26 days old, was the youngest Red Sox pitcher to reach 10 SO since Jon Lester on 6/21/06 vs. WSH (22 years, 165 days)...Also became the 3rd pitcher in Red Sox history to tally 10+ strikeouts in his Fenway debut, joining Pedro Martinez (12 on 4/11/98 vs. SEA) and Don Aase (11 on 7/26/77 vs. MIL).
- On 8/21 vs. KC, went a season-high 8.0 IP and allowed just 1 ER to pick up his 2nd win.
- Did not allow a run over 16.0 consecutive IP from 9/8-22, the longest scoreless streak by a Red Sox all year.
- In 4 starts from 9/8-27, posted a 1.61 ERA (5 ER/28.0 IP), including 3 straight starts pitching into the 8th inning...Led Boston with 4 starts longer than 7.0 IP in the 2nd half.
- Held the opposition to a .194 OBP with 2 outs, the lowest mark among all ML starters (min. 50 BF).

## Henry Owens, Continued

- 🔴 Began the year with the PawSox, going 3-8 in 21 starts despite leading team pitchers and finishing 10th in the International League with a 3.16 ERA (43 ER/122.1 IP).
- 🔴 Led IL qualifiers with a .193 opponent AVG, allowing just 84 hits in 122.1 IP...His 1.14 WHIP ranked 2nd in the IL.
- 🔴 Despite making his final Triple-A start on 7/29, placed 7th in the IL with 103 SO.
- 🔴 Following the season, was ranked by *Baseball America* as the No. 8 prospect in the International League.
- 2014: Combined to lead the minor leagues in wins, going 17-5 with a 2.94 ERA (52 ER/159.0 IP) in 26 starts between Double-A Portland and Triple-A Pawtucket...Named to *Baseball America's* Minor League All-Star First Team and tabbed as Red Sox Minor League Pitcher of the Year.**
- 🔴 Began the season with 20 starts for the Sea Dogs and named Eastern League Pitcher of the Year...Also selected by *Baseball America* as the best pitching prospect in the EL, and named a mid- and postseason Eastern League All-Star.
- 🔴 Set a single-season franchise record with an Eastern League-leading 14 wins for the Sea Dogs...Also topped the EL in SO (126), SO rate (9.4 SO/9.0 IP), complete games (tied, 3), and shutouts (tied, 2) despite 8/1 promotion to Pawtucket...Ranked among EL leaders in opponent AVG (2nd, .201), ERA (3rd, 2.60), and WHIP (4th, 1.12)...Allowed only 6 HR in 121.0 Double-A IP.
- 🔴 Did not allow a run in 7 of his 20 starts for Portland (35%).
- 🔴 Started Portland's season-opener on 4/3 at Reading and hurled a rain-shortened, 6.0-inning no-hitter (2 BB, 9 SO).
- 🔴 Did not allow a run in his next start, 4/9 at Trenton (6.2 IP), and was named EL Pitcher of the Week for 4/3-13, over which he went 2-0 with 12.0 scoreless IP.
- 🔴 Named Red Sox Minor League Starting Pitcher of the Month for May (6 GS, 3-2, 1.51 ERA, 6 ER/35.2 IP, 39 SO).
- 🔴 Set a Sea Dogs record by winning 9 straight starts from 5/24-7/19 (1.46 ERA, 10 ER/61.2 IP).
- 🔴 Had a 27.0-IP scoreless streak, which began with 3 consecutive scoreless starts on 5/24 at New Hampshire (7.0 IP), 5/29 vs. New Britain (7.0 IP), and 6/4 vs. Erie (8.0 IP), over which he allowed 9 total hits in 22.0 IP.
- 🔴 Elected to start the MLB All-Star Futures Game for the victorious U.S. Team on 7/13 in MIN (1.0 IP, 1 H, 0 R, 0 BB, 1 SO).
- 🔴 Struck out a season-high 11 batters in an 8.0-IP start on 7/6 vs. New Britain.
- 🔴 Led all Triple-A pitchers with 44 SO from his 8/4 debut through the end of the regular season (38.0 IP)... Went 3-1 in 6 starts in that time.
- 🔴 Allowed 2 hits and fanned 9 over 6.2 scoreless IP for the win in his Triple-A debut on 8/4 vs. Columbus.
- 🔴 Recorded 11 SO in 8.0 IP for the PawSox over 2 postseason starts (0-1, 9.00 ERA).
- 🔴 After the season, named by *Baseball America* as the No. 2 prospect in the Red Sox system, the organization's top-rated pitching prospect, and the No. 44 prospect in baseball.
- 🔴 Also tabbed by *Baseball America* as possessing the system's best changeup for a 3rd straight year, as well as having the best breaking pitch and the best changeup in the EL.
- 2013: Led all full-season minor league qualifiers with a .177 opponent AVG in 26 starts between High-A Salem and Double-A Portland...Also topped full-season minor league Red Sox qualifiers with a 2.67 ERA (40 ER/135.0 IP).**
- 🔴 Named Red Sox Minor League Pitcher of the Year and *Baseball America's* High-A Pitcher of the Year...Also earned a spot on *Baseball America's* Minor League All-Star Second Team.
- 🔴 Ranked 2nd among all minor leaguers with 169 SO, most by a Red Sox minor leaguer since Clay Buchholz in 2007 (171).
- 🔴 Averaged 11.3 SO/9.0 IP, the best mark among minor leaguers with at least 120.0 IP.
- 🔴 Tied for the most wins in the Red Sox system (11) between Salem (20 starts) and Portland (6 starts).
- 🔴 Began the year with Salem and was a mid-season Carolina League All-Star...Totaled 9 scoreless starts, including 7 with Salem and 2 for Portland.
- 🔴 Held lefties to a .203 AVG and right-handers to a .167 AVG.
- 🔴 Named Red Sox Minor League Starting Pitcher of the Month for July (2-2, 2.96 ERA, 33 SO in 5 starts with Salem) and August/September (3-1, 1.78 ERA, 46 SO in 6 starts with Portland).
- 🔴 Allowed 2 ER or fewer in each of his first 6 starts of the year from 4/6-5/4 (2.25 ERA, 8 ER/32.0 IP).
- 🔴 Had 19.1 consecutive hitless IP from 7/11-28...Was named CL Pitcher of the Week for 7/15-21.
- 🔴 On 7/17, tossed the first 6.0 innings and earned the win in Salem's 3-pitcher no-hitter at Frederick...Fanned a season-high-tying 10 batters (also 5/4 at Winston-Salem).
- 🔴 Struck out 9 batters in 5.0 hitless IP for the win in his next start on 7/22 at Potomac.
- 🔴 Notched a 1.78 ERA (6 ER/30.1 IP) in 6 starts for Portland following an 8/1 promotion.
- 🔴 Struck out 11 over 6.0 scoreless IP in his Double-A debut on 8/3 at Bowie.
- 🔴 Overall, went 5-2 with a 1.60 ERA (10 ER/56.1 IP), .133 opponent AVG (25-for-188), and 76 SO in his last 10 starts of the year beginning 7/11.

## Henry Owens, Continued

Following the season, ranked as Boston's top pitching prospect and No. 2 prospect overall by *Baseball America*...Also rated as having the best changeup in the Red Sox minor league system.

**2012: Pitched in 23 games (22 starts) for Single-A Greenville in his pro debut.**

Tied for the Red Sox minor league lead with 12 wins and T-2nd in the system with 130 SO.

Led the Drive and ranked 4th in the South Atlantic League in SO...Also led the club in starts and placed 2nd in IP (101.2).

Held right-handed opponents to a .230 AVG (73-for-317).

Tossed 15.0 scoreless IP over 3 games from 4/30-5/12.

Missed time on the DL from 6/28-7/4 due to a concussion.

Earned a decision in 9 straight starts from 5/6-7/6, going 8-1 with 56 SO in 45.1 IP in that span.

Fanned a season-high 9 batters over 5.0 IP on 6/8 at Hickory.

Following the season, ranked by *Baseball America* as Boston's No. 5 prospect, No. 3 pitching prospect, and as having the best changeup in the system.

### Personal

Full name: Henry Cole Owens.

Signed by Tom Battista (Red Sox).

Named the Cal-Hi Sports Mr. Baseball State Player of the Year after going 12-1 with 3 saves, a 1.15 ERA, and 140 strikeouts over 91.2 innings as a senior at Edison (CA) High School in 2011...Earned 2011 Sunset League Pitcher of the Year honors, his 2nd straight year garnering the award...Selected as a 2011 Louisville Slugger High School All-American.

### In the Community

Henry interacted with Red Sox fans throughout Winter Weekend in January 2016...Greeted fans at the gate prior to a home game as part of Fan Appreciation in September 2015...Attended the Red Sox Foundation's Casino Night in 2014 and 2015...Participated in the Children's Hospital of Southwest Florida Golf Classic in 2014...Also was involved in local community outreach through his participation in the 2014 Red Sox Rookie Development Program, including visiting Boston Children's Hospital and painting murals at the McKinley Middle School in Boston with members of the Red Sox Scholars program.

### Henry Owens' Career Record

YEAR	CLUB	W-L	ERA	G	GS	CG	SHO	SV	IP	H	R	ER	HR	HB	BB	SO	WP	BK
2012	Greenville	12-5	4.87	23	22	0	0	0	101.2	100	58	55	10	6	47	130	5	0
2013	Salem	8-5	2.92	20	20	0	0	0	104.2	66	39	34	6	7	53	123	8	0
	Portland	3-1	1.78	6	6	0	0	0	30.1	18	8	6	3	2	15	46	3	0
2014	Portland	14-4	2.60	20	20	3	2	0	121.0	89	36	35	6	3	47	126	6	0
	Pawtucket	3-1	4.03	6	6	0	0	0	38.0	32	17	17	4	3	12	44	0	0
2015	Pawtucket	3-8	3.16	21	21	0	0	0	122.1	84	47	43	7	3	56	103	4	1
	BOSTON	4-4	4.57	11	11	0	0	0	63.0	62	35	32	7	3	24	50	4	1
	<b>Major League Totals</b>	<b>4-4</b>	<b>4.57</b>	<b>11</b>	<b>11</b>	<b>0</b>	<b>0</b>	<b>0</b>	<b>63.0</b>	<b>62</b>	<b>35</b>	<b>32</b>	<b>7</b>	<b>3</b>	<b>24</b>	<b>50</b>	<b>4</b>	<b>1</b>
	<b>Minor League Totals</b>	<b>40-16</b>	<b>3.34</b>	<b>75</b>	<b>74</b>	<b>3</b>	<b>2</b>	<b>0</b>	<b>395.2</b>	<b>305</b>	<b>158</b>	<b>147</b>	<b>29</b>	<b>21</b>	<b>174</b>	<b>469</b>	<b>22</b>	<b>0</b>

2011 Signed by the Boston Red Sox as a supplemental-round selection (36th overall) in the June Draft

### Career Fielding Record

YEAR	CLUB	POS	PCT.	G	GS	PO	A	E	TC	DP
2015	BOSTON	P	1.000	11	11	1	6	0	7	1

### Career Batting Totals

	AVG	G	AB	R	H	2B	3B	HR	RBI	SH	SF	HB	BB	SO	SB	CS	E
Major League Totals	.000	11	2	0	0	0	0	0	0	0	0	0	0	2	0	0	0

### Career Single-Game Highs

INNINGS PITCHED	8.0, 8/21/15 vs. KC
LOW-HIT COMPLETE GAME	None
STRIKEOUTS	10, 8/16/15 vs. SEA
HITS ALLOWED	10, 2 times, last 10/2/15 at CLE
RUNS ALLOWED	7, 3 times, last 10/2/15 at CLE
WALKS ALLOWED	4, 4 times, last 10/2/15 at CLE
HOME RUNS ALLOWED	3, 8/16/15 vs. SEA
WINNING STREAK	2, 8/9-21/15
EJECTIONS	None
SCORELESS INNINGS STREAK	16.0, 9/8-22/15

# 15 DUSTIN PEDROIA

2B



**Bats:** Right • **Throws:** Right • **Height:** 5-9 • **Weight:** 175

**Opening Day Age:** 32 • **MLB Service:** 9 years, 41 days

**Born:** 8/17/1983 in Woodland, CA

**Resides:** Chandler, AZ

**Acquired:** Selected in the second round of the 2004 June Draft

**Contract Status:** Signed through 2021

## Career Highlights

- Is a 2-time World Series champion with the Red Sox...Helped BOS to the 2013 title, and also won the World Series as consensus American League Rookie of the Year in 2007.
- Named AL MVP and took home both Gold Glove and Silver Slugger Awards at 2B in 2008.
- Is a 4-time American League All-Star (2008-10, 2013)...Won the fan vote as the starter at 2B in 2008-09 (did not attend in 2009).
- Took home his 2nd, 3rd, and 4th Gold Glove Awards at 2B in 2011, 2013, and 2014...His 4 Gold Gloves are the most ever by a Red Sox INF...Only 3 other Red Sox have totaled as many as 4 Gold Gloves, all in the OF: Dwight Evans (8), Carl Yastrzemski (7), and Fred Lynn (4)...Is the only Red Sox to win multiple Gold Gloves since Dwight Evans collected his 8th in 1985...The only other Red Sox ever to win the award as a 2B was Doug Griffitt in 1972.
- Named the 2B in the starting lineup of the All-Fenway Team on 9/26/12.
- Earned the Thomas A. Yawkey Memorial Award as the Red Sox MVP from the Boston Baseball Writers for a 2nd time in 2012 (also 2008)...No other Sox 2B has ever been given the award.
- Honored as winner of the 2013 Heart and Hustle Award...Presented by the MLB Players Alumni Association and voted on by alumni and active major league players, the award is given annually to an active player who demonstrates a passion for the game of baseball and best embodies the values, spirit, and traditions of the game...Has received Boston's nomination each of the last 6 years (2010-15), the longest active streak for any team or player.
- Received the Jackie Jensen Award from the Boston Chapter of the BBWAA in 2011 and 2014...The award is presented annually to a Red Sox player for spirit and determination.
- Career .991 fielding percentage at 2B is the best in AL history (min. 650 games at the position).
- All 7 of his qualifying seasons as a 2B rank among Boston's top 10 at the position in fielding percentage, including a club-record .997 mark in 2014.
- Holds the longest career errorless games and chances streaks at 2B in Red Sox history, logging 98 games and 439 total chances without a miscue from 7/30/09-5/19/10 and 7/29/09-5/20/10, respectively.
- Despite playing only 31 games in 2006, his 1st ML campaign, his 339 career doubles are 4th most by a Red Sox in his first 10 big league seasons after Hall of Famers Wade Boggs (400), Ted Williams (366), and Carl Yastrzemski (347).
- Has hit at least .278 in all 9 full ML seasons...The only other big leaguers to do that every season since 2007 are Miguel Cabrera and Howie Kendrick (min. 350 PA)...His 4 seasons batting at least .300 are the most in club history among 2B.
- Has a .315 AVG against southpaws over the last 5 seasons...In that time, ranks 4th in the AL with a .400 OBP vs. LHP.
- Owens a .390 AVG (48-for-123) in 30 career starts in the clean-up spot in the order, with 7 homers and 28 RBI in those contests.
- Has a career .336 AVG (196-for-584) in Interleague games, 2nd among active players (min. 300 PA)...His .3356 mark trails only Nick Markakis (.3358).
- Career average of 10.5 PA per strikeout is 3rd best among active players (min. 3,000 PA) after Alberto Callaspo (10.8) and Yadier Molina (10.7).
- Has drawn nearly a walk (511 BB) per strikeout (530 SO) in his career...His ratio of 0.96 walks drawn per strikeout ranks 2nd highest among active major leaguers with at least 3,000 PA (Albert Pujols, 1.19 BB/SO).
- Since the start of his 1st full season in 2007, ranks 4th in MLB with 335 2B behind Robinson Cano (371), Miguel Cabrera (347), and Adrian Gonzalez (336)...In that time, ranks 4th among AL leaders with 764 runs, 5th with 1,465 hits, and 9th among AL qualifiers with a .301 AVG...Also ranks 5th in the AL in that period with 427 multi-hit games, 1st with 128 3+ hit games (T-3rd in MLB), 8th with 19 4+ hit games, 3rd with 2,004 times on base, 10th with 465 XBH, and 1st with 21,849 pitches faced (6th in MLB).
- Ranks 4th among ML leaders at 2B since 2007 in games (1,208), starts (1,197), and innings (10,525.0).
- Joined Robinson Cano as the only AL 2B with at least 10 HR in all 5 seasons from 2008-12, and had a 6th in 2015...The only other Red Sox 2B with as many 10+ HR campaigns is Bobby Doerr, who did it 12 times (1939-44, 1946-51)...All 108 HR since 2008 have come while playing 2B, 3rd among AL players at the position during that time.
- Led the AL in runs scored in both the 2008 and 2009 campaigns, scoring 118 and 115 times, respectively...Paced the majors with 54 doubles and tied for the ML lead with 213 hits that season (also SEA's Ichiro Suzuki).

## Dustin Pedroia, Continued

🔥 Has reached the 40-double mark 3 times (2008-09, 2013), a Red Sox record among 2B...His 7 seasons with at least 30 2B (2007-09, 2011-14) are also a club record at the position.

🔥 Is 8th on the club's all-time list with 127 SB...Marks the most ever by a Red Sox 2B and 3rd on the club in the live ball era (since 1920) behind Jacoby Ellsbury (241) and Carl Yastrzemski (168).

🔥 With 118 HR and 127 SB, joins Carl Yastrzemski (452 HR, 168 SB) as the only players with at least 100 HR and 100 SB as a Red Sox.

🔥 Has recorded five 15-steal seasons (2008-09, 2011-13), the most by a Red Sox in the live ball era (since 1920) and the most ever 15-SB campaigns by a Red Sox 2B...Also tallied at least 15 HR in 2008-09 and 2011-12 for a franchise-record 4 seasons with at least 15 HR and 15 SB.

🔥 With career highs in HR (21) and SB (26) in 2011, became the 7th Red Sox to record 20 HR and 20 SB in a single season (2nd in 2011, also Jacoby Ellsbury), the 8th time it has been done in club history...Joined Ellsbury as the only set of Sox teammates to do it in the same season.

🔥 Has a club-record 5 seasons with at least 50 XBH and 15 SB (2008-09, 2011-13), 1 shy of Alex Rios (6) for the ML lead since 2007.

🔥 Has started the club's last 9 season-openers (2007-15) and has a hit in each, batting .421/.450/.789...His 9 Opening Day starts at 2B are the 2nd-most in club history (Bobby Doerr, 13)...Is the only Red Sox in the last 100 years to hit safely in each of his first 9 Opening Day games, all in consecutive years...Joins Jimmy Rollins as the only players with an Opening Day hit in 9 straight years from 2007-15.

🔥 On 7/24/13, agreed to an 8-year contract from 2014-21...2021 would be his 16th season with the Red Sox, which would tie him with Jim Rice for the 5th most in club history behind Carl Yastrzemski (21), Dwight Evans (19), Ted Williams (19), and Tim Wakefield (17)...On 12/3/08, signed a 6-year contract through 2014 with a club option for 2015.

🔥 Owns a .247 AVG (44-for-178) with 5 HR and 25 RBI in 44 career playoff games, 3rd most in club history behind David Ortiz (73) and Jason Varitek (63)...Has started at 2B in every Red Sox postseason game since 2007.

🔥 Ranks among Red Sox all-time postseason leaders in 2B (2nd, 13), runs (3rd, 30), hits (4th), HR (T-6th), XBH (3rd, 18), RBI (4th), and total bases (4th).

**2015: Limited to 93 games due to a pair of stints on the DL...Went 1-for-22 in 6 games between DL stints from 7/17-22, but hit .306 (110-for-359) in his other 87 games.**

🔥 Named the Red Sox 2015 Heart and Hustle Award Winner, his 6th straight year receiving the honor.

🔥 Ranked 2nd in the AL and 3rd in the majors with a .348 AVG at home (56-for-161)...Hit safely in 20 consecutive home games from 5/21-9/21, the 2nd-longest home hitting streak by a major leaguer in 2015 (Jason Kipnis, 29 home games).

🔥 Led the AL and ranked 2nd in MLB with a .368 AVG in day games (43-for-117), trailing MIA's Dee Gordon (.386).

🔥 Reached base in each of his final 39 games against the AL East beginning on 4/24 (.313/.390/.469, 50-for-160, 20 BB, 8 2B, 3B, 5 HR)...Was the longest single-season on-base streak within the division for a Red Sox player since Wade Boggs reached safely in 45 consecutive games against the AL East from 4/8-8/27/85.

🔥 Hit .355 (11-for-31) in 8 games against the NL.

🔥 Batted .361 (39-for-108) with 2 outs, 2nd-highest in the AL and 4th-highest in the majors (min. 50 AB).

🔥 Posted a .986 fielding percentage (443 TC, 6 E), his lowest mark at 2B since his ML debut in 2006 (.975).

🔥 Recorded 3 multi-HR games (4/6 at PHI, 5/27 at MIN, 9/16 at BAL), matching his previous career total entering the season.

🔥 Joined Hanley Ramirez (also 2 HR) as the 1st Red Sox to hit 2 HR on Opening Day since Carlton Fisk in 1973...Became only the second 2B in MLB history with a multi-homer game on Opening Day (also ARI's Felipe Lopez in 2009).

🔥 Hit 5 HR in his first 23 games of the season...Hit his 7th HR of 2015 in his 46th game, matching his homer total from 2014...Entered June with 7 HR for the 2nd time in his career (8 HR before 6/1 in 2010).

🔥 Reached base in a season-best 23 consecutive games from 4/24-5/19 (.299 AVG, 26-for-87, 14 BB, .392 OBP).

🔥 Recorded season-high 10-game hit streaks from 5/21-30 (.390, 16-for-41) and 7/22-9/21 (.391, 18-for-46).

🔥 Batted leadoff in 24 consecutive games from 5/23-6/17...In that time, shared the AL lead in hits with OAK's Billy Burns (35) and ranked 4th in AVG (.350).

🔥 Brought his career hit total to 1,455 on 6/21 at KC, passing Frank Malzone (1,454) for 10th place on the Red Sox' all-time list.

🔥 Placed on the 15-day DL on 6/25 with a right hamstring strain...Activated from the DL on 7/17, but went 1-for-22 in 6 games before returning to the DL on 7/25 (retro to 7/23) with the same injury.

🔥 Returned from the DL on 9/8 and played in 18 of the team's 25 remaining games, batting .308 (24-for-78) with a .386 OBP and .500 SLG...Went 2-for-4 with 2 HR and 5 RBI on 9/16 at BAL.

### MOST 15-SB SEASONS IN RED SOX HISTORY

Harry Hooper	12 (1909-20)
Tris Speaker	7 (1909-15)
Heinie Wagner	6 (1907-12)
Freddy Parent	6 (1901-06)
<b>Dustin Pedroia</b>	<b>5 (2008-09, '11-13)</b>
Larry Gardner	5 (1911-14, '17)
Jimmy Collins	5 (1901-05)



## Dustin Pedroia, Continued

**2014: Did not land on the DL but was limited to 135 games, last playing on 9/8 vs. BAL...Set Red Sox record with .997 fielding percentage at 2B, winning 2nd consecutive and 4th overall Gold Glove Award.**

- 🔴 Underwent successful left thumb and wrist surgery (first dorsal compartment release and a tenosynovectomy of his left wrist) on 9/11, ending his season...Procedure was performed by Dr. Matt Leibman at Newton-Wellesley Surgery Center in Wellesley, MA.
- 🔴 Led the Sox with 153 hits, 45 multi-hit games, and 11 games with 3+ hits...Topped club qualifiers with a .278 AVG.
- 🔴 Named Red Sox Heart and Hustle Award Winner, his 5th straight year receiving the team award.
- 🔴 Appeared in 131 of Boston's first 135 games through 8/30 (129 starts)...Missed Boston's next 5 games, but started 4 more from 9/5-8 before being shut down.
- 🔴 Along with Gold Glove, was tabbed as the best defensive 2B in the AL in *Baseball America's* annual Best Tools survey.
- 🔴 Committed a single-season career-low 2 errors...Posted a career-best and MLB-leading .997 fielding pct. at 2B (654 chances), the best-ever mark by a Red Sox 2B.
- 🔴 Notched a season-high 4 hits on 4/2 at BAL (4-for-5, 2 R).
- 🔴 His 2nd 2B of the game on 5/6 was the 300th of his career...Became the 7th-fastest major leaguer ever to reach the mark, doing so in his 1,048th career game...With 121 career SB at the time, became the fastest player in modern major league history (since 1900) to reach both 100 SB and 300 2B.
- 🔴 Hit his 100th career HR on 5/2 vs. OAK, a grand slam in the 6th inning off Ryan Cook that also pushed him to the 500-RBI plateau...Became the 3rd Red Sox to hit a grand slam for his 100th career HR, along with Mo Vaughn on 8/3/95 at DET and David Ortiz on 5/28/04 vs. SEA (Source: Elias).
- 🔴 Batted .331 (52-for-157) in 39 games from 6/28-8/14, 7th best in the AL in that time.
- 🔴 Committed an error in the 1st game of a doubleheader on 7/5 vs. BAL, snapping a 61-game (301 chances) errorless stretch that began on 4/24 vs. NYY.
- 🔴 Stole 2nd and 3rd base on the same play on 8/9 at LAA in the 14th inning when the Angels didn't cover 3rd.
- 🔴 Homered in back-to-back games on 8/25-26 at TOR...In the 2nd of those games, had a season-high-tying 4 RBI (also 5/2 vs. OAK).

### FEWEST GAMES TO REACH 300 DOUBLES, MLB HISTORY

Joe Medwick	916
Nap Lajoie	948
Hank Greenberg	988
Al Simmons	1,034
Todd Helton	1,041
Nomar Garciaparra	1,047
<b>Dustin Pedroia</b>	<b>1,048</b>

**2013: Won 3rd Gold Glove in 4th All-Star season, as well as Wilson's AL Defensive Player of the Year Award...Led the majors and set Red Sox records with 160 games and 159 starts at 2B.**

- 🔴 His .993 fielding pct. (5 E/688 TC) barely trailed TB's Ben Zobrist, .9927 to .9928, for best in the AL at 2B...Led the AL in zone rating at the position (.836).
- 🔴 Named MLBPA's Heart and Hustle Award winner in his 4th consecutive season as the Red Sox' nominee.
- 🔴 T-2nd in the AL with 193 hits (most in MLB as a 2B) and 58 multi-hit games.
- 🔴 Ranked 10th in the AL with a .301 AVG...Ranked 2nd in the AL with a .354 AVG vs. LHP...Hit .315 (97-for-308) at home.
- 🔴 Placed among AL leaders in games (T-3rd, 160), 2B (T-3rd, 42), runs (T-8th, 91), OBP (10th, .372), BB (T-12th, 73), and AB (3rd, 641).
- 🔴 Finished 3rd in the AL in times on base (269) and games reaching base safely (137, tying 2008 career high).
- 🔴 Led the AL (2nd in MLB) with 91 hits with 2 strikes...Topped the majors with 21 hits on an 0-2 count.
- 🔴 Drew 73 BB compared to 75 SO (0.97 BB/SO), the 3rd-best ratio among AL players with at least 100 AB...Was the 7th-hardest AL batter to fan (9.7 PA/SO).
- 🔴 Posted a .338 AVG/.379 OBP/.506 SLG in 20 games vs. NL teams.
- 🔴 Started at 2B in each of BOS' first 70 games from 4/1-6/15 before 1st off-day 6/17...Was the 1st Red Sox to do that since Marty Barrett in 1986 (started first 99 G at 2B)... Did not miss another game until sitting out the regular season finale on 9/29 at BAL.
- 🔴 Made 1st error of 2013 in his 70th game on 6/15 at BAL after club-record 69 errorless games at 2B to begin the year...Was the longest streak by a Red Sox 2B at any point in a season since Bobby Doerr's club-record 73-gamer in 1948...Snapped 97 errorless games overall dating back to 8/30/12, 1 shy of Pedroia's club record for a 2B (98 G, 7/30/09-5/19/10).
- 🔴 Led the Red Sox and T-10th in the AL with both 21 go-ahead RBI and 12 game-winning RBI (tied for team lead).

### RED SOX 2B SINGLE-SEASON FIELDING PERCENTAGE LEADERS

Year	Player	Pct.	TC	E
<b>2014</b>	<b>Dustin Pedroia</b>	<b>.997</b>	<b>654</b>	<b>2</b>
2006	Mark Loretta	.994	639	4
<b>2013</b>	<b>Dustin Pedroia</b>	<b>.993</b>	<b>688</b>	<b>5</b>
1948	Bobby Doerr	.993	802	6
<b>2012</b>	<b>Dustin Pedroia</b>	<b>.992</b>	<b>625</b>	<b>5</b>
<b>2008</b>	<b>Dustin Pedroia</b>	<b>.992</b>	<b>733</b>	<b>6</b>
<b>2009</b>	<b>Dustin Pedroia</b>	<b>.991</b>	<b>663</b>	<b>6</b>
1961	Chuck Schilling	.991	854	8
<b>2007</b>	<b>Dustin Pedroia</b>	<b>.990</b>	<b>625</b>	<b>6</b>
<b>2011</b>	<b>Dustin Pedroia</b>	<b>.990</b>	<b>722</b>	<b>7</b>

## Dustin Pedroia, Continued

2016  
Red Sox

- On 7/24 signed an 8-year contract w/ the Red Sox beginning in 2014 and continuing through the 2021 season.
  - Hit .327 (16-for-49) in 11 games batting leadoff, all from 9/10-22...Knocked 3rd career leadoff HR on 9/17 vs. BAL, his 1st since 10/3/09.
  - Was the 1st Red Sox to reach safely in the club's first 18 games of a season since Manny Ramirez in 2001 (first 23 games)...Was BOS' 1st 2B to do it since Mike McNally in 1920 (first 18 G).
  - Ranked 6th in the AL with a .325 AVG (81-for-249) from 5/8 through the All-Star break, with 14 go-ahead RBI in that time (T-2nd in AL).
  - Went 0-for-2 in the All-Star Game on 7/16 at Citi Field after entering as a pinch-runner in the 1st inning.
  - Underwent successful surgery to repair the ulnar collateral ligament in his left thumb on 11/13...Was performed by Dr. Donald Sheridan in Scottsdale, AZ.
- POSTSEASON:** Started at 2B in all 16 of BOS' playoff games, combining to hit .238 (15-for-63) with 8 R, 4 2B, and 7 RBI...Drove in 3 runs in Game 2 of the ALDS vs. TB...Scored 5 runs in the World Series, 2nd-most on the team (Ortiz, 7)...Error in Game 6 of the World Series vs. STL snapped a streak of 203 consecutive errorless chances and 43 consecutive errorless games to begin his postseason career.
- 2012: Named Red Sox MVP by the Boston Baseball Writers...Topped the club in games (141), AB (563), hits (163), 2B (39), multi-hit games (47), total bases (229), XBH (tied, 57), and SB (20), and paced Sox qualifiers in OBP (.347).**
- T-8th in the AL in 2B...Was the 3rd-hardest AL qualifier to strike out, fanning once every 10.4 PA (60 SO/623 PA).
  - Among primary 2B in the AL, ranked 2nd in AVG (.290), OBP, SLG (.449), and OPS (.797), trailing only NYY's Robinson Cano in each category...Finished 2nd in the AL in hits (159), doubles (tied, 38), and stolen bases (tied, 20) as a 2B, and was 3rd in the AL in XBH (56) and total bases (248) at the position.
  - His 20 SB matched TEX's Ian Kinsler for 2nd in the AL as a 2B after CLE's Jason Kipnis (31).
  - Batted .305 (50-for-164) with an .848 OPS against left-handed pitching, including a .338 AVG and .929 OPS beginning 5/2.
  - Missed 6 games after leaving 5/28 vs. DET due to a jammed right thumb...Hit .210 (22-for-105) in his next 26 games before landing on the 15-day DL on 7/6 (retro to 7/4) with a right thumb sprain.
  - Following 7/19 activation, ranked 8th in AL with 82 hits, accumulating a .318 AVG/.372 OBP/.508 SLG line...Started 67 of BOS' remaining 70 games.
  - Reached safely in all but 5 of his last 55 games beginning 8/1 (.330, 70-for-212, 21 BB, 2 HBP).
  - Tied for the ML lead with 20 2B from 8/5 through the end of the season...Beginning on 8/5, also ranked among AL leaders in AVG (5th, .340), OBP (4th, .400), SLG (7th, .543), OPS (5th, .943), and XBH (5th, 27).
  - Notched season-high 15-game hit streak from 8/21-9/4 (.393, 24-for-61).
  - Recorded his 1,000th career hit with a 1st-inning 2B on 9/3 at SEA in his 833rd game...Was the 7th-fewest ML games for a Red Sox player to reach the 1,000-hit plateau after Nomar Garciaparra (746), Wade Boggs (747), Johnny Pesky (774), Tris Speaker (803), Ted Williams (814), and Jim Rice (827).
  - Stole 2 bases 9/26 vs. TB to reach 100 in his career and pass Jerry Remy (98) for the most ever by a Red Sox 2B.
  - Was a finalist for Rawlings' AL Gold Glove at 2B and was the Red Sox representative as the team's Wilson Defensive Player of the Year...Led AL qualifiers with a career-best .992 fielding percentage in 139 games/starts at 2B (5 E/625 TC)...Ranked 2nd in the AL in zone rating at the position (.834).
  - Went a then-single-season career-high 65 consecutive errorless games from 4/21-7/22.
  - Knocked a 1-out single in the 7th inning on 4/29 at CWS to break up Gavin Floyd's no-hit bid.
  - Hit .342 (40-for-117) and tied for the ML lead with 12 2B in August...Also ranked among AL August leaders in hits (T-2nd), XBH (T-3rd, 16), and runs (T-4th, 22).
  - Ejected in the 9th inning by 1B umpire Paul Nauert on 8/7/12 vs. TEX.

### FILLING UP THE TROPHY CASE

Pedroia is 1 of 8 major leaguers ever to be named MVP, earn Rookie of the Year and Gold Glove Awards, and win a World Series...He is the only player to accomplish the feat in his first 2 full ML seasons.

Player	ROY	MVP	GG	WS
Willie Mays	1954	1954, '65	1957-68	1954
Frank Robinson	1956	1961, '66	1958	1966, '70
Pete Rose	1963	1973	1969-70	1975-76, '80
Johnny Bench	1968	1970, '72	1968-77	1975-76
Thurman Munson	1970	1976	1973-75	1977-78
Cal Ripken Jr.	1982	1983, '91	1991-92	1983
Albert Pujols	2001	2005, '08-'09	2006-10	2006, '11
<b>Dustin Pedroia</b>	<b>2007</b>	<b>2008</b>	<b>2008, '11, '13-14</b>	<b>2007, '13</b>

## Dustin Pedroia, Continued

**2011: Set career highs with 21 HR, 91 RBI, 86 BB, 26 SB, and a .387 OBP...Became 7th Red Sox to record 20 HR and 20 SB in a season (2nd in 2011, also Jacoby Ellsbury), the 8th time it had been done in club history.**

- 👉 21 HR were 4th most in a single season by a Red Sox 2B (min. 100 games at 2B) to Bobby Doerr's 27 in 1948 and 1950, and 22 in 1940.
- 👉 Joined Ellsbury as the only set of Sox teammates to post 20 HR and 20 SB in the same season.
- 👉 His 26 SB marked the most by a Red Sox 2B since Jerry Remy's 30 in 1978.
- 👉 Finished 2nd in the majors with a .358 AVG (64-for-179) vs. LHP (TEX's Michael Young, .361)...Also placed among AL leaders in AVG (7th, .307), hits (6th, 195), multi-hit games (7th, 56), 3+ hit games (T-4th, 18), runs (T-8th, 102), total bases (9th, 301), times on base (4th, 282), BB (6th, 86), OBP (7th, .387), games (T-4th, 159), AB (6th, 635), and pitches seen (2nd in MLB, 3,063).
- 👉 Won 2nd Gold Glove Award...Had a .990 fielding pct., 2nd among qualifying AL 2B (LAA's Howie Kendrick, .992)...Led the AL in starts (1st in MLB, 158), games (159), and innings (1,392.1) as a 2B.
- 👉 Hit .321 (102-for-318) in 80 games at Fenway Park, the 10th-best home AVG in the AL...Notched a 25-game hit streak at Fenway from 6/4-8/3 (.426, 43-for-101).
- 👉 Posted a career-high, 25-game hit streak from 6/29-7/28 (.404, 44-for-109, 9 2B, 3B, 9 HR, 20 RBI, 27 R), the longest streak in the AL all year and the longest ever by a Red Sox 2B (prev. Del Pratt, 23 games, 6/23-7/14/1922)...Tied for 11th-longest in club history overall.
- 👉 Tallied a career-high 37-game on-base streak from 6/15-7/28, hitting safely in 36 of those contests (.390, 60-for-154, 14 2B, 2 3B, 10 HR, 26 RBI, 36 R, 23 BB)...Was the longest on-base streak for a BOS 2B since Jerry Remy's 37-gamer from 4/20-6/1/79.
- 👉 Recorded career-high-tying 5-game multi-hit streaks from 7/10-18 (.462, 12-for-26) and 7/30-8/3 (.476, 10-for-21)...Tallied career-long 8-game XBH streak from 7/7-18 (5 2B, 5 HR).
- 👉 Started 25 games in the cleanup spot (.347, 35-for-101, 5 HR, 21 RBI)...Homered in each of his first 2 starts in the 4-hole, 6/30 and 7/5, and in 4 straight games as the cleanup hitter dating back to 9/2/08, the 1st Red Sox to do that since Manny Ramirez in 2001...Sac bunt on 8/12 at SEA was the 1st by a Sox clean-up hitter since Ellis Burks on 8/30/90 at CLE.
- 👉 Hit .340 in June, .411 in July, .303 in August, and .304 in September.
- 👉 Named AL Player of the Month for July, leading MLB with 46 hits, a .411 AVG, 27 runs (tied), 81 total bases, and 18 XBH (tied)...46 hits were the most for a Red Sox player in any July since 1939...Tied for the AL lead with 8 July HR, his most in any month.
- 👉 Knocked 1st HR of the season on 4/8 vs. NYY, a solo shot in the 1st...Marked 3rd straight year going deep in the Sox home opener...The only other Red Sox to do that was Fred Lynn from 1978-80 (Elias).
- 👉 Had 2 hits in 1st inning 5/25 at CLE, including a 2-run HR.
- 👉 Drew 21 BB in June, most of any month of his career.
- 👉 Had a 62-game errorless streak from 6/26-9/3, 11 shy of Bobby Doerr's single-season club record of 73 games from 6/23-9/19/48.
- 👉 From 7/5-16, became the 2nd Red Sox 2B to hit 6 HR in an 8-game span (also Bobby Doerr in 1948 and 1950)...Went deep in 3 straight games, 7/10-16, his longest such single-season streak and the 1st Red Sox 2B to do it since Felix Mantilla from 9/18-20/64.
- 👉 Drove in the game-winning run in the top of the 16th inning on 7/17 at TB, with a single scoring Josh Reddick...Notched 3 of Boston's 5 hits in the 1-0 victory.
- 👉 Hit 200th career 2B on 9/3 vs. TEX in his 691st ML game...Since 1914, the only other Red Sox to reach the mark that quickly was Nomar Garciaparra (665th game).
- 👉 Underwent surgery on 9/30 to remove a screw from his left foot that had been inserted during a surgical procedure on 9/3/10.

**2010: Named to 3rd straight All-Star team, but limited to 75 games due to a fractured left foot suffered in June.**

- 👉 Hit 6 HR in April, the most ever by a Red Sox 2B.
- 👉 Ranked among June AL leaders in SLG (4th, .626), AVG (5th, .374), OBP (5th, .449), XBH (5th, 14), 2B (T-6th, 9), and runs (T-8th, 19).
- 👉 Doubled in 7 straight home games from 6/1-15, tied with Wade Boggs (7/15-8/1/83) for the longest such streak in Red Sox history.
- 👉 Hit safely in 12 of 13 games from 6/10-24 (.500, 26-for-52, 4 HR, 13 RBI, 17 R), with 9 multi-hit efforts...Recorded 1st career walk-off hit on 6/20 vs. LAD, a 2-out RBI single in the 9th inning.

### 20-HR/20-SB SEASONS, RED SOX HISTORY

Player	Year	HR/SB
Jackie Jensen	1954	25/22
Jackie Jensen	1959	28/20
Carl Yastrzemski	1970	40/23
Ellis Burks	1987	20/27
John Valentin	1995	27/20
Nomar Garciaparra	1997	30/22
Jacoby Ellsbury	2011	32/39
<b>Dustin Pedroia</b>	<b>2011</b>	<b>21/26</b>

Dustin  
Pedroia

## Dustin Pedroia, Continued

👉 Set a career high and matched the Red Sox record with 3 HR on 6/24 at COL...Was the 20th Red Sox (25th time) with 3 HR in a game, 1st since Kevin Millar, 7/23/04 vs. NYY...Became the 2nd Red Sox 2B to do it (also Bobby Doerr, 6/8/50 vs. SLB).

👉 Also singled and doubled in the 6/24 game for 3rd career 5-hit effort and a career-high 15 total bases, the most by a Red Sox since John Valentin on 6/2/95 vs. SEA (15)...Was the most total bases by any ML player since STL's Albert Pujols on 7/20/04 at CHC (15).

👉 Fractured left foot on 6/25 at SF when he fouled a ball off the foot in the top of the 3rd inning...Went on the DL the next day.

👉 Attended the All-Star Game on 7/13 at Angel Stadium, but was unable to participate due to injury...Selected via the Player Ballot.

👉 Played in 2 rehab games with Triple-A Pawtucket from 8/14-15 before being activated from the DL on 8/17...Appeared in 2 games from 8/17-18 and returned to the DL on 8/20 (retro to 8/19)...Missed the remainder of the season.

👉 Underwent season-ending surgery on the navicular bone of his left foot on 9/3, performed by Dr. George Theodore and Dr. Tom Gill at Massachusetts General Hospital...A screw was inserted to promote healing of the fracture that occurred on 6/25 in SF.

**2009: Named an All-Star and led AL in runs (115) for the 2nd straight season...Paced the Red Sox in games (154) and 2B (48) and finished 2nd in SB (20).**

👉 Also finished among the AL's top 10 in 2B (T-3rd, 48), times on base (7th, 264), AB (10th, 626), and hits (T-10th, 185).

👉 Was the hardest player to strike out in MLB (15.9 PA/SO)...Marked the best PA/SO ratio by a Red Sox since Wade Boggs in 1992 (19.3).

👉 Became the 1st Red Sox to hold the outright AL lead in runs in back-to-back seasons since Dom DiMaggio from 1950-51 (Wade Boggs led the AL in 1988 and tied for the lead in 1989).

👉 Posted at least 45 2B for a 2nd straight season, the 1st Red Sox to do that since Wade Boggs from 1988-89.

👉 Recorded 3 or more hits in a game 20 times, T-3rd in the AL...Led the team with 3 games of 4+ hits.

👉 Collected 20 SB for 2nd straight year, 4th among primary AL 2B...Belted 15 HR for a 2nd straight year, 6th among primary AL 2B.

👉 Finished 3rd among AL 2B with a .991 fielding percentage (6 E/663 TC)...Was 4th in that group with 154 games and 253 putouts.

👉 Hit a HR in his 1st PA of the season, 4/7 vs. TB...Jim Rice (1978 MVP) was the last Red Sox batter to go deep on Opening Day following an MVP campaign.

👉 Also homered in his last PA of the year, 10/4 vs. CLE...Joined Alex Rodriguez as the only players in MLB to homer in their 1st and last PA of 2009.

👉 Turned in 1st career multi-HR game on 9/8 vs. BAL...Belted 2nd career leadoff HR on 10/3 vs. CLE.

👉 Led the team and ranked 5th in the AL with a .365 AVG in May.

👉 Earned 2nd career All-Star selection, winning the starting job with 3,404,384 fan votes to beat out TEX's Ian Kinsler (3,331,298)...Withdrawn from the 7/14 game at Busch Stadium in St. Louis (family health matter).

👉 Hit .316 over his final 25 games of the season, including a season-high 16-game hit streak from 9/7-24 (.375, 24-for-64).

**POSTSEASON:** Started all 3 of BOS' ALDS games against the Angels at 2B, going 2-for-12 (.167) with a 2B, 2 RBI, and a run scored...Doubled in BOS' first 2 runs of the game and came around to score in the 3rd inning of Game 3 loss at Fenway Park.

**2008: Named AL MVP after leading the majors with 54 2B, tying for 1st with 213 hits (also SEA's Ichiro Suzuki), and placing 2nd with 118 runs and 61 multi-hit games, both AL highs.**

👉 Had the AL's 2nd-highest AVG at .326, 2 points behind MIN's Joe Mauer, and also ranked among league leaders in AB (3rd, 653), times on base (3rd, 270), sac flies (T-3rd, 9), singles (T-3rd, 140), total bases (4th, 322), XBH (7th, 73), and games (T-9th, 157)...Fanned once every 13.96 PA, the 3rd-best ratio in the AL.

👉 Placed 2nd in the AL with a .331 AVG (162-for-490) against righties...Hit .307 (50-for-163) with RISP and was 8-for-16 (.500) with the bases loaded.

### RED SOX MOST VALUABLE PLAYERS

Year	Player	Pos.
1938	Jimmie Foxx	1B
1946	Ted Williams	OF
1949	Ted Williams	OF
1958	Jackie Jensen	OF
1967	Carl Yastrzemski	OF
1975	Fred Lynn	OF
1978	Jim Rice	OF
1986	Roger Clemens	RHP
1995	Mo Vaughn	1B
<b>2008</b>	<b>Dustin Pedroia</b>	<b>2B</b>

### MOST VALUABLE PLAYERS AT SECOND BASE

Year	Player	Club
1931	Frankie Frisch	STL
1937	Charlie Gehringer	DET
1942	Joe Gordon	NYY
1949	Jackie Robinson	BRK
1959	Nellie Fox	CWS
1975	Joe Morgan	CIN
1976	Joe Morgan	CIN
1984	Ryne Sandberg	CHC
2000	Jeff Kent	SF
<b>2008</b>	<b>Dustin Pedroia</b>	<b>BOS</b>

*(Lists reflect only BBWAA award winners)*

## Dustin Pedroia, Continued

- 👉 Named AL MVP by the Baseball Writers Association of America on 11/18...Received 16 of 28 1st-place votes, 6 2nds, 4 3rds and 1 4th...The award was the 10th in Red Sox history and 1st since Mo Vaughn's in 1995...Became just the 4th American Leaguer to win the award while playing the majority of his games at 2B and 10th overall ML 2B...DET's Charlie Gehringer (1937), NYY's Joe Gordon (1942), and CWS's Nellie Fox (1959) are the only other AL winners at the position...No other position has fewer MVP winners.
- 👉 Joined Fred Lynn as the 2nd player ever to earn both AL MVP and Rookie of the Year honors with the Red Sox...Ryan Howard (2005-06) and Cal Ripken Jr. (1982-83) are the only other major leaguers ever to earn a league MVP the season after being named Rookie of the Year...Lynn (1975) and Ichiro Suzuki (2001) won both awards in the same season...Became the 20th former Rookie of the Year to be named MVP, just the 7th AL player to do it, joining Jose Canseco, Rod Carew, Lynn, Thurman Munson, Ripken, and Suzuki...Justin Verlander (2011), Buster Posey (2012), and Mike Trout (2014) have since joined the group.
- 👉 Selected as the 2B on the AL Gold Glove Team...Was the 2nd award for a Red Sox 2B (also Doug Griffin in 1972).
- 👉 Compiled a .992 fielding pct., 2nd among qualifying ML 2B to OAK's Mark Ellis (.993)...Made just 6 errors in 733 chances, tied with Bobby Doerr (1948) for fewest ever by a Sox 2B with at least 700 chances in a season...Committed 1 miscue over his final 91 games, including a span of 61 consecutive errorless contests from 6/12-8/24...Ranked among AL leaders at 2B in starts (1st, 155), games (2nd), assists (3rd, 448), chances (4th), double plays (4th, 101), and putouts (5th, 279).
- 👉 Chosen as the 2B on the AL Silver Slugger Team, the 1st Red Sox 2B ever to receive the honor.
- 👉 Carlton Fisk (1972) and Fred Lynn (1975) are the only other players in club history to receive Rookie of the Year and Gold Glove honors within their 1st 2 full big league campaigns...Joined Jason Varitek (2005), Ellis Burks (1990) and Dwight Evans (1981) as the 4th Red Sox to win Gold Glove and Silver Slugger Awards in the same season (Adrian Gonzalez and Jacoby Ellsbury also accomplished the feat in 2011).
- 👉 Is 1 of 8 players ever to be named MVP, earn Rookie of the Year and Gold Glove Awards, and win a World Series during his playing career (also Willie Mays, Frank Robinson, Pete Rose, Johnny Bench, Thurman Munson, Cal Ripken Jr., and Albert Pujols), and is the only player to accomplish the feat within his first 2 full ML seasons...Of that group, only Pedroia, Pujols, Ripken, and Rose also added a Silver Slugger to their résumé.
- 👉 Was the 8th AL player ever to earn MVP, Gold Glove, and Silver Slugger Awards in the same season, joining TEX's Alex Rodriguez (2003), SEA's Ichiro Suzuki (2001), TEX's Ivan Rodriguez (1999), SEA's Ken Griffey Jr. (1997), BAL's Cal Ripken Jr. (1991), NYY's Don Mattingly (1985), and MIL's Robin Yount (1982)...The feat has also since been accomplished by MIN's Joe Mauer (2009)...Joins CHC's Ryne Sandberg (1984) as the only big league 2B to do it.
- 👉 Became the first 2B ever to earn Red Sox MVP honors from the Boston BBWAA Chapter.
- 👉 Elected in fan balloting as the AL's starting 2B for the 7/15 All-Star Game at Yankee Stadium...Played the first 5 innings (0-for-1, BB)...Was the 6th Red Sox All-Star starter at 2B, joining Bobby Doerr (1941, '43-44, '46, '50), Billy Goodman (1953), Pete Runnels (1960, both games), Felix Mantilla (1965), and Mark Loretta (2006).
- 👉 Was 1st player to top the majors in hits and doubles in the same season since NYY's Don Mattingly in 1986...Became 1st Red Sox to lead the majors in hits since Wade Boggs in 1985 (240)...Also BOS' 1st AL doubles leader since Nomar Garciaparra (56) in 2002 and 1st AL runs leader since Boggs in 1989 (113).
- 👉 Topped the Red Sox in AVG, games, AB, runs, hits, and 2B, was 2nd in OBP (.376), SLG (.493), and steals (tied, 20), and placed 3rd in RBI (83).
- 👉 Became 3rd Red Sox player ever with 200 hits and 50 2B in a season, joining Tris Speaker (222 H, 53 2B) in 1912 and Wade Boggs (205 H, 51 2B) in 1989...213 hits tied for 4th highest in club history.
- 👉 His 54 doubles were the 2nd most ever for an AL 2B (DET's Charlie Gehringer, 60 in 1936)...Since passed by BAL's Brian Roberts (56 in 2009)...Were the 3rd-most 2-baggers ever by a Red Sox behind Earl Webb (67) in 1931 and Nomar Garciaparra (56) in 2002.
- 👉 Was just the 5th 2B with 200 hits, 50 doubles, 100 runs, and 15 HR, joining Charlie Gehringer in 1936, Craig Biggio in 1998, Jose Vidro in 2000, and Alfonso Soriano in 2002.
- 👉 Established club records by a 2B for runs, hits, doubles, total bases, and XBH...Also had the highest AVG ever for a Red Sox at the position at .326...Became 1st Sox 2B ever to reach 15 HR and 15 SB in a season (later accomplished in 2009, 2011-12).
- 👉 Led the majors with 23 games with 3+ hits and 7 games with 4+ hits, the latter being the most by a Red Sox since Wade Boggs (8) in 1986.
- 👉 Had the AL's 4th-best home AVG at .344 (110-for-320)...His .309 (103-for-333) road AVG was 7th-highest in the league...Hit safely in 29 consecutive road games, 5/31-8/11, matching the 2nd-longest streak in club history...Tris Speaker had road streaks of 32 games in 1912 and 29 games in 1913...Was the 2nd-longest ever for a ML 2B (CLE's Johnny Temple, 33 games from 1960-61).

### RED SOX ALL-TIME SINGLE-SEASON LEADERS

Year	Player	Hits
1985	Wade Boggs	240
1912	Tris Speaker	222
1988	Wade Boggs	214
2011	Adrian Gonzalez	213
<b>2008</b>	<b>Dustin Pedroia</b>	<b>213</b>
1978	Jim Rice	213

Year	Player	2B
1931	Earl Webb	67
2002	Nomar Garciaparra	56
<b>2008</b>	<b>Dustin Pedroia</b>	<b>54</b>
1912	Tris Speaker	53
2007	David Ortiz	52

## Dustin Pedroia, Continued

👉 Topped AL 2B with 83 RBI...Drove in 28 runs over a 26-game span, 8/5-9/3...Tied career best with 5 RBI on 9/2 vs. BAL.

👉 Successful on 95.2 percent (20 of 21) of SB attempts, the best rate in team history among players with at least 20 tries and tied for the best ratio among qualifying major leaguers in 2008 (also PHI's Jason Werth).

👉 Had a 14-game hit streak from 4/12-25, a 17-gamer from 6/22-7/9, and a 10-gamer from 7/29-8/10...Tied a career best with 5 hits on 8/12 vs. TEX, becoming the 1st ever Red Sox player with 5 runs and 5 hits in the same game...Reached safely in 11 straight PA, 8/29-31 (9 H, 2 BB).

👉 Notched 124 hits by the All-Star break, 1 shy of the then-team record.

👉 Ended a no-hit bid for LAA's John Lackey with a 1-out single in the 9th inning on 7/29 at Fenway Park.

👉 Was ejected on 8/19 at BAL by HP umpire Bob Davidson.

👉 Hit his 1st career grand slam on 8/27 at NYY.

**POSTSEASON:** Hit .233 (10-for-43) with 3 HR and 6 RBI over all 11 Red Sox games during the playoff run...Handled 56 chances without an error...Went 1-for-17 (.059) with an RBI in 4 ALDS contests against LAA...Was 0-for-15 to begin the postseason before a 5th-inning double in Game 4...Had been hitless in his previous 19 playoff AB since an 8th-inning double in Game 3 of the 2007 World Series...Rebounded to hit .346 (9-for-26) in 7 ALCS games, 2nd on the team behind Coco Crisp (.450)...Belted 3 HR and drove in 5...His 9 runs tied for 2nd in club ALCS history behind Kevin Youkilis' 10 in 2007...Went 3-for-5 with 2 HR, 2 RBI, 4 runs, and a BB in Game 2 at Tropicana Field, his 1st career multi-HR game and the 11th in Red Sox postseason history...Was the 2nd Boston 2B to do it, joining Todd Walker (Game 1 of the 2003 ALDS at OAK)...Was 1 run shy of the single-game ALCS mark...Belted a solo homer off Matt Garza in the 1st inning of the 7th and deciding game at TB, the Sox' only run in the 3-1 loss.

**2007: Selected consensus AL Rookie of the Year, leading all big league rookies with a .317 AVG (165-for-520), 10th best overall in the AL and 2nd among ML rookie 2B since 1900.**

👉 Won the Jackie Robinson Award as the AL Rookie of the Year, selected by the BBWAA...Received 24 of 28 1st-place votes and 4 2nds for 132 total points and was the only player named on all 28 ballots...Was 6th Red Sox to receive the honor, 1st since Nomar Garciaparra in 1997, and the 4th AL player to win the award while playing the majority of his games at 2B, joining MIN's Rod Carew (1967), DET's Lou Whitaker (1978), and MIN's Chuck Knoblauch in 1991.

👉 Tabbed as the AL's top rookie by *The Sporting News* and received the Players' Choice Award, both by vote of the league's players...Selected as the Red Sox Rookie of the Year by the Boston BBWAA Chapter...Named as the 2B on Topps' Major League Rookie All-Star Team.

👉 Placed 2nd on Red Sox in runs (86) and 2B (39), ranked 3rd in AVG and hits (165), and 4th in OBP (.381).

👉 Paced all rookies and had the best AVG by a qualifying rookie 2B since 1900 at .3173, just shy of KC's Duke Kenworthy in 1914 (.3174)...Also led all ML rookies in 2B (39), was 2nd in OBP (.380) and multi-hit games (49), and 3rd in runs (86) and hits (165)...Finished 2nd among AL rookies in total bases (230) and BB (47), and was 3rd in XBH (48).

👉 Batting AVG was the 7th-highest ever by a Red Sox qualifying rookie and had the 4th-most doubles...Tallied the highest AVG and OBP for a Sox rookie since Fred Lynn in 1975 and the most runs and doubles since Nomar Garciaparra in 1997.

👉 Ranked 5th in the AL with a .351 AVG (93-for-265) at home, the highest Fenway Park figure for a BOS rookie since Fred Lynn in 1975 (.365)...Batted .348 (57-for-164) vs. lefties, 3rd in the AL.

👉 Led off 29 games, 2nd most on the club (.328, 40-for-122).

👉 Posted a .990 fielding percentage (6 E/625 TC) in 137 games at 2B, 4th among AL qualifiers...Went 48 games without a miscue, 4/13-6/17, and made just 1 error in 90 games from 4/13-8/11...His 132 starts were the 3rd-most ever at 2B for a Sox rookie behind Chuck Schilling in 1961 (157) and Mike Andrews in 1967 (135).

👉 Named AL's May Rookie of the Month after leading rookies in AVG (.415), 2B (6), and OBP (.472) in 21 contests.

👉 Hit safely in 14 straight games from 5/19-6/4, the longest streak by an AL rookie in 2007...Earned AL Player of the Week honors for 5/28-6/3 (.609 AVG).

### RED SOX ROOKIES OF THE YEAR

Year	Player	Pos.
1950	Walt Dropo	1B
1961	Don Schwall	RHP
1972	Carlton Fisk	C
1975	Fred Lynn	OF
1997	Nomar Garciaparra	SS
<b>2008</b>	<b>Dustin Pedroia</b>	<b>2B</b>

### ROOKIES OF THE YEAR AT SECOND BASE

Year	Player	Club
1953	Jim Gilliam	BRK
1962	Ken Hubbs	CHC
1963	Pete Rose	CIN
1965	Jim Lefebvre	LAD
1967	Rod Carew	MIN
1969	Ted Sizemore	LAD
1978	Lou Whitaker	DET
1982	Steve Sax	LAD
1991	Chuck Knoblauch	MIN
<b>2008</b>	<b>Dustin Pedroia</b>	<b>BOS</b>

(Lists reflect only BBWAA award winners)

### RED SOX ALL-TIME ROOKIE BATTING LEADERS

AvG.	Player	Year
.342	Patsy Dougherty	1902
.337	Ike Boone	1924
.331	Fred Lynn	1975
.331	Johnny Pesky	1942
.327	Ted Williams	1939
.322	Walt Dropo	1950
<b>.317</b>	<b>Dustin Pedroia</b>	<b>2007</b>
.310	Billy Goodman	1948
.309	Jim Rice	1975

## Dustin Pedroia, Continued

👉 Produced 5 hits and 5 RBI on 6/15 vs. SF, just the 4th Sox rookie ever to do that along with Fred Lynn (6/18/75 vs. DET), Dave Stapleton (9/16/80 vs. CLE), and Brian Daubach (8/14/99 vs. SEA)...Became the 1st Red Sox 2B with at least 5 hits since Jerry Remy on 9/3/81 vs. SEA (6).

👉 Had surgery for a fractured hamate bone in his left wrist in November.

**POSTSEASON:** Hit .283 (17-for-60) with 2 HR and 10 RBI, starting all 14 postseason games at 2B...Set a postseason rookie record with 6 2B, and his 12 runs matched Derek Jeter (1996) for the most ever for a rookie in the playoffs... Had 5th-most playoff hits ever for a rookie (tied by SF's Buster Posey in 2010 and SF's Joe Panik in 2014)...Handled 53 chances without an error...Hit .160 (4-for-25) in BOS' first 6 contests before batting safely in the next 7 (.419, 13-for-31)...Went 2-for-13 (.154) in the 3-game ALDS sweep of LAA and batted .345 (10-for-29) in the ALCS against CLE...Set an ALCS rookie record with 8 runs (tied by TB's Evan Longoria in 2008)...Was 3-for-5 with a HR and 5 RBI in Game 7...Became the 1st rookie ever to homer in Game 7 of the ALCS and set a rookie ALCS mark for RBI in a game...Hit .278 (5-for-18) with 4 RBI in the World Series sweep of COL...Homed to lead off the bottom of the 1st inning in Game 1 at Fenway Park, joining BAL's Don Buford (1969) as the only players to hit a leadoff blast in a WS opener (KC's Alcides Escobar also did it in 2015)...Was the 18th overall WS leadoff homer, 1st ever by a rookie...Had 3 hits and 2 RBI in Game 3 at COL.

**2006: Spent most of season at Triple-A Pawtucket, leading Red Sox minor leaguers with a .305 AVG, before making ML debut with 31 games for the Red Sox beginning 8/22.**

👉 Played in 27 games (19 starts) at 2B and in 6 games (5 starts) at SS with the big league club.

👉 Selected from Pawtucket on 8/21 and made ML debut the following night at LAA...Became the 1st member of BOS' 2004 draft class to reach the majors.

👉 Recorded 1st ML hit in his 2nd AB, a single off LAA's Joe Saunders on 8/22...Hit 1st HR, a solo shot off KC's Luke Hudson, and had his 1st multi-hit game on 9/9 at Fenway Park...Led off game with HR on 9/23 at TOR.

👉 Earned a spot on the International League's postseason All-Star squad with Pawtucket, ranking 3rd in the league in OBP (.384) and T-4th in AVG.

👉 Saw extensive action at SS (74 games) and 2B (33) with the PawSox.

👉 Named Red Sox Minor League Defensive Player of the Month for June and Offensive Player of the Month for July (.363, 19 RBI, 28 games)...Had a hit in 8 straight AB from 8/14-16.

**2005: Named Red Sox Minor League Offensive Player of the Year, splitting the season between Double-A Portland and Triple-A Pawtucket...Earned Eastern League postseason All-Star honors with Portland...Also tabbed a Baseball America Double-A All-Star.**

👉 Played total of 97 games at 2B and 16 at SS with the 2 clubs, making only 7 errors.

👉 Began the season at Portland...Named Red Sox Minor League Base Runner of the Month for April and won the club's Minor League Quality Plate Appearance Award for June.

👉 Was 4th in the league in OBP (.409) and 5th in AVG (.324) at the time of his 6/22 promotion to Pawtucket.

👉 Hit on right wrist by a pitch in his 6th Triple-A game, 6/27 at Richmond, and missed next 8 contests...Sideline for another 14 games from 7/18-30 after the wrist had not sufficiently healed.

👉 Led the PawSox with 26 runs and was 2nd with 5 HR and 33 hits in August.

**2004: Hit safely in 36 of 42 games with 19 BB and only 7 SO between Single-A Greenville and High-A Sarasota in 1st pro season.**

👉 Hit safely in 11 of 12 games with Greenville at .400 with 5 2B and 11 runs to earn an 8/2 promotion to Sarasota.

👉 Hit .278 with a .375 OBP and 13 runs in 16 games for Scottsdale of the Arizona Fall League.

### Personal

👉 Full name: Dustin Luis Pedroia.

👉 Signed by Dan Madsen (Red Sox).

👉 Married to Kelli...The couple has 3 sons: Dylan, Cole, and Brooks.

👉 Attended Arizona State University, where he was 1 of 5 finalists for the 2004 Golden Spikes Award...Was a 3-time First-Team All-Pac 10 selection, the 2003 Pac-10 Co-Player of the Year, and the 2003 National Defensive Player of the Year...Batted .384, 212 R, 71 2B, 14 HR, 146 RBI in 3 seasons at ASU, and had a .466 OBP, a .544 SLG, and a .972 fielding percentage, committing just 23 errors in 819 chances...Played in all 185 Sun Devils games over his 3 seasons in Tempe.

👉 Is a 2001 graduate of Woodland (CA) High School, where he was a 3-time Delta League Selection...Hit .445 with 18 2B and 5 HR in his senior year to capture league MVP honors.

👉 Named to the 2013 class of the Arizona Fall League Hall of Fame.

👉 In 2014, became a charter member of the Taylor Hooton Foundation's "Advisory Board" of active major leaguers...The Hooton Foundation is a leader in the advocacy against the use of performance- and appearance-enhancing drugs by the youth of America.

# Dustin Pedroia, Continued

## In the Community

As part of his Pedroia's Platoon program, which was launched in 2014, Dustin invited military members to Fenway Park once per homestand in 2015, meeting with them before games and giving them tickets to his seats...Also in 2015, participated in the Ice Bucket Challenge, greeted fans at the gates before a home game, and recorded a voicemail as part of an auction item donated to Picnic in the Park...Attends events that benefit the Red Sox Foundation, including Casino Night, Picnic in the Park, the Welcome Home Party, and Dancing with the New Stars, and has auctioned off fielding lessons to raise funds...Meets with children as part of the Make-A-Wish program...Has interacted with fans at each of the Red Sox' first 2 Winter Weekend events...Met Make-A-Wish patients throughout the 2014 season...Met with patients at Walter Reed Medical Center...Engaged with fans as part of the Red Sox Destinations program...Participated in the Fort Myers "Days of Service" in 2013, stuffing backpacks with food for children at Treeline Elementary School...Attended the Lee County Boys & Girls Club Dinner, and also visited victims of the Boston Marathon bombings in the hospital...Has been involved in numerous events with the Jimmy Fund, including their New Stars for Young Stars event and Radio-Telethon, and has visited with Jimmy Fund patients on select road trips and at spring training...Attended the 2012 Fenway Park Open house and participated in the BoSox Club Family Day...Also visited with patients at Children's Hospital Boston...During spring training, has played in the Children's Hospital of South-west Florida Celebrity Golf Classic in Fort Myers...In 2011, spoke to children attending the Red Sox Baseball Academy and took part in the Bank of America Youth Clinic at Fenway Park...Was the 2009 spokesman for the Play Sun Smart campaign, an initiative MLB started in 1999 to promote the prevention of skin cancer...In 2008, was the spokesman for the Jimmy Fund's Rally Against Cancer fundraiser and served as the Hood Kid Nation spokesman...Hosted the Kid Nation Clinic at Fenway Park and participated in the Bank of America Play Ball Youth Baseball Clinic that year.

2016  
Red Sox

## Dustin Pedroia's Career Record

YEAR	CLUB	AVG	G	AB	R	H	2B	3B	HR	RBI	SH	SF	HB	BB	SO	SB	CS	E
2004	Augusta	.400	12	50	11	20	5	0	1	5	0	0	1	6	3	2	0	0
	Sarasota	.336	30	107	23	36	8	3	2	14	1	3	4	13	4	0	2	0
2005	Portland	.324	66	256	39	83	19	2	8	40	2	2	4	34	26	7	3	5
	Pawtucket	.255	51	204	39	52	9	1	5	24	1	2	9	24	17	1	0	2
2006	Pawtucket	.305	111	423	55	129	30	3	5	50	9	4	9	48	27	1	4	7
	BOSTON	.191	31	89	5	17	4	0	2	7	1	0	1	7	7	0	1	4
2007	BOSTON	.317	139	520	86	165	39	1	8	50	5	2	7	47	42	7	1	6
2008	BOSTON	.326	157	653	118	213	54	2	17	83	7	9	7	50	52	20	1	6
2009	BOSTON	.296	154	626	115	185	48	1	15	72	3	6	5	74	45	20	8	6
2010	Pawtucket	.167	2	6	1	1	0	0	0	0	0	0	0	1	0	0	0	0
	BOSTON	.288	75	302	53	87	24	1	12	41	2	6	4	37	38	9	1	3
2011	BOSTON	.307	159	635	102	195	37	3	21	91	2	7	1	86	85	26	8	7
2012	BOSTON	.290	141	563	81	163	39	3	15	65	1	6	5	48	60	20	6	5
2013	BOSTON	.301	160	641	91	193	42	2	9	84	0	7	3	73	75	17	5	5
2014	BOSTON	.278	135	551	72	153	33	0	7	53	0	6	1	51	75	6	6	2
2015	BOSTON	.291	93	381	46	111	19	1	12	42	1	3	2	38	51	2	2	6
	<b>Major League Totals</b>	<b>.299</b>	<b>1244</b>	<b>4961</b>	<b>769</b>	<b>1482</b>	<b>339</b>	<b>14</b>	<b>118</b>	<b>588</b>	<b>22</b>	<b>52</b>	<b>36</b>	<b>511</b>	<b>530</b>	<b>127</b>	<b>39</b>	<b>50</b>
	<b>Minor League Totals</b>	<b>.307</b>	<b>272</b>	<b>1046</b>	<b>168</b>	<b>321</b>	<b>71</b>	<b>9</b>	<b>21</b>	<b>133</b>	<b>13</b>	<b>11</b>	<b>27</b>	<b>126</b>	<b>77</b>	<b>11</b>	<b>9</b>	<b>14</b>

- 2004 Signed by the Boston Red Sox as a second-round selection in the June Draft
- 2010 On disabled list with a broken left foot, 6/26-8/16
- 2010 On disabled list recovering from left foot surgery, 8/19 through remainder of season
- 2012 On disabled list with a right thumb sprain, 7/4-18
- 2015 On disabled list with a right hamstring strain, 6/25-7/16
- 2015 On disabled list with a right hamstring strain, 7/23-9/7

## Additional Batting Statistics

YEAR	CLUB	OBP	SLG	OPS	TB	GDP
2006	BOSTON	.258	.303	.561	27	1
2007	BOSTON	.380	.442	.823	230	8
2008	BOSTON	.376	.493	.869	322	17
2009	BOSTON	.371	.447	.819	280	19
2010	BOSTON	.367	.493	.860	149	7
2011	BOSTON	.387	.474	.861	301	12
2012	BOSTON	.347	.449	.797	253	9
2013	BOSTON	.372	.415	.787	266	24
2014	BOSTON	.337	.376	.712	207	14
2015	BOSTON	.356	.441	.797	168	6
	<b>Major League Totals</b>	<b>.365</b>	<b>.444</b>	<b>.809</b>	<b>2203</b>	<b>117</b>

## Division Series Record

YEAR	CLUB	AVG	G	AB	R	H	2B	3B	HR	RBI	SH	SF	HB	BB	SO	SB	CS	E
2007	BOS vs. LAA	.154	3	13	2	2	2	0	0	1	0	0	0	1	2	0	0	0
2008	BOS vs. LAA	.059	4	17	0	1	1	0	0	1	0	0	1	2	2	0	0	0
2009	BOS vs. LAA	.167	3	12	1	2	1	0	0	2	0	0	0	1	0	0	0	0
2013	BOS vs. TB	.235	4	17	2	4	1	0	0	5	0	2	0	0	3	0	0	0
	<b>Division Series Totals</b>	<b>.153</b>	<b>14</b>	<b>59</b>	<b>5</b>	<b>9</b>	<b>5</b>	<b>0</b>	<b>0</b>	<b>9</b>	<b>0</b>	<b>2</b>	<b>1</b>	<b>4</b>	<b>7</b>	<b>0</b>	<b>0</b>	<b>0</b>



## Dustin Pedroia, Continued

### League Championship Series Record

YEAR	CLUB	AVG	G	AB	R	H	2B	3B	HR	RBI	SH	SF	HB	BB	SO	SB	CS	E
2007	BOS vs. CLE	.345	7	29	8	10	3	0	1	5	1	0	0	3	5	0	0	0
2008	BOS vs. TB	.346	7	26	9	9	1	0	3	5	0	0	1	5	3	2	1	0
2013	BOS vs. DET	.273	6	22	1	6	1	0	0	1	0	0	0	4	6	1	0	0
<b>LCS Totals</b>		<b>.325</b>	<b>20</b>	<b>77</b>	<b>18</b>	<b>25</b>	<b>5</b>	<b>0</b>	<b>4</b>	<b>11</b>	<b>1</b>	<b>0</b>	<b>1</b>	<b>12</b>	<b>14</b>	<b>3</b>	<b>1</b>	<b>0</b>

### World Series Record

YEAR	CLUB	AVG	G	AB	R	H	2B	3B	HR	RBI	SH	SF	HB	BB	SO	SB	CS	E
2007	BOS vs. COL	.278	4	18	2	5	1	0	1	4	0	0	0	2	0	0	0	0
2013	BOS vs. STL	.208	6	24	5	5	2	0	0	1	0	0	0	1	4	0	0	1
<b>World Series Totals</b>		<b>.238</b>	<b>10</b>	<b>42</b>	<b>7</b>	<b>10</b>	<b>3</b>	<b>0</b>	<b>1</b>	<b>5</b>	<b>0</b>	<b>0</b>	<b>0</b>	<b>3</b>	<b>4</b>	<b>0</b>	<b>0</b>	<b>1</b>

### All-Star Game Record

YEAR	CLUB	AVG	G	AB	R	H	2B	3B	HR	RBI	SH	SF	HB	BB	SO	SB	CS	E
2008	AL at NYY	.000	1	1	0	0	0	0	0	0	0	0	0	1	0	0	0	0
2009	AL at STL																	
2010	AL at LAA																	
2013	AL at NYM	.000	1	2	0	0	0	0	0	0	0	0	0	0	0	0	0	0
<b>All-Star Game Totals</b>		<b>.000</b>	<b>2</b>	<b>3</b>	<b>0</b>	<b>0</b>	<b>0</b>	<b>0</b>	<b>0</b>	<b>0</b>	<b>0</b>	<b>0</b>	<b>0</b>	<b>1</b>	<b>0</b>	<b>0</b>	<b>0</b>	<b>0</b>

### World Baseball Classic Record

YEAR	CLUB	AVG	G	AB	R	H	2B	3B	HR	RBI	SH	SF	HB	BB	SO	SB	CS	E
2009	USA	.125	3	16	1	2	2	0	0	2	0	0	0	0	1	0	0	0

### Career Fielding Record

YEAR	CLUB	POS	PCT.	G	GS	PO	A	E	TC	DP
2006	BOSTON	2B	.975	27	19	45	73	3	121	17
		SS	.952	6	5	7	13	1	21	4
2007	BOSTON	2B	.990	137	132	259	360	6	625	78
2008	BOSTON	2B	.992	157	155	279	448	6	733	101
2009	BOSTON	2B	.991	154	154	253	404	6	663	93
2010	BOSTON	2B	.991	75	75	137	212	3	352	50
2011	BOSTON	2B	.990	159	158	290	425	7	722	81
2012	BOSTON	2B	.992	139	139	228	392	5	625	100
2013	BOSTON	2B	.993	160	159	254	429	5	688	102
2014	BOSTON	2B	.997	135	133	247	405	2	654	96
2015	BOSTON	2B	.986	92	92	165	272	6	443	61
<b>Career Totals</b>		<b>2B</b>	<b>.991</b>	<b>1235</b>	<b>1216</b>	<b>2157</b>	<b>3420</b>	<b>49</b>	<b>5626</b>	<b>779</b>
		<b>SS</b>	<b>.952</b>	<b>6</b>	<b>5</b>	<b>7</b>	<b>13</b>	<b>1</b>	<b>21</b>	<b>4</b>

### Career Single-Game Highs

<b>HITS</b>	5, 3 times, last 6/24/10 at COL
<b>DOUBLES</b>	3, 3 times, last 8/6/12 vs. TEX
<b>HOME RUNS</b>	3, 6/24/10 at COL
<b>RBI</b>	5, 6 times, last 9/16/15 at BAL
<b>RUNS SCORED</b>	5, 8/12/08 vs. TEX
<b>WALKS</b>	3, 9 times, last 7/2/13 vs. SD
<b>STRIKEOUTS</b>	4, 2 times, last 5/7/14 vs. CIN
<b>STOLEN BASES</b>	2, 11 times, last 8/9/14 at LAA
<b>HITTING STREAK</b>	25, 6/29/11-7/28/11
<b>EJECTIONS (3)</b>	8/19/08 at BAL (HP, Bob Davidson) 8/7/12 vs. TEX (1B, Paul Nauer) 6/1/14 vs. TB (HP, D.J. Reyburn)

### Home Run Notes

<b>MULTI-HOME RUN GAMES (6)</b>
<b>3-HOME RUN GAMES (1)</b>
6/24/10 at COL
<b>2-HOME RUN GAMES (5)</b>
9/8/09 vs. BAL
9/13/11 vs. TOR
4/6/15 at PHI
5/27/15 at MIN
9/16/15 at BAL
<b>LEADOFF HOME RUNS (3)</b>
9/23/06 at TOR off A.J. Burnett
10/3/09 vs. CLE off Aaron Laffey
9/17/13 vs. BAL off Scott Feldman
<b>GRAND SLAMS (2)</b>
8/27/08 at NYY off David Robertson
5/2/14 vs. OAK off Ryan Cook
<b>PINCH-HIT HOME RUNS (0)</b>
<b>EXTRA-INNING HOME RUNS (1)</b>
6/24/10 at COL off Huston Street (10th)
<b>GAME-ENDING HOME RUNS (0)</b>
<b>INSIDE-THE-PARK HOME RUNS (0)</b>

Dustin Pedroia

# 22 RICK PORCELLO

RHP



**Bats:** Right • **Throws:** Right • **Height:** 6-5 • **Weight:** 205  
**Opening Day Age:** 27 • **MLB Service:** 6 years, 170 days  
**Born:** 12/27/1988 in Morristown, NJ  
**Resides:** Morristown, NJ  
**Acquired:** From Detroit in exchange for OF Yoanis Cespedes, RHP Alex Wilson, and LHP Gabe Spejer on 12/11/2014  
**Contract Status:** Signed through 2019

## Career Highlights

- 🔥 Entering 2nd season with the Red Sox after being acquired in a December 2014 trade...On 4/6/15, signed a 4-year contract extension through the 2019 season...Originally a 1st-round selection by DET in the 2007 June Draft (27th overall).
- 🔥 Has been in the major leagues since opening the 2009 season as part of the Tigers' starting rotation, making at least 27 starts in all 7 big league seasons...Joins Felix Hernandez as the only pitchers to make at least 25 starts in the AL in every season from 2009-15.
- 🔥 Is the only modern ML pitcher (since 1900) that has made more than 25 starts in each of his first 7 big league seasons, all before turning 27...Had 9 wins in 2015 after recording at least 10 in each of his first 6 ML campaigns (2009-14)...Was 1 of only 3 modern ML pitchers to post double-digit victories in each of his first 6 seasons before turning 26 years old (also Bert Blyleven and Dennis Eckersley).
- 🔥 Has made 209 career starts in the major leagues, all before turning 27 this past December...The only other pitchers since 1990 with that many starts at age 26 or younger are Felix Hernandez (240) and Clayton Kershaw (209).
- 🔥 Has won 85 games over his 7 ML seasons from 2009-15, 8th most among AL pitchers...Also ranks 5th in games started (208) and 8th in IP (1,245.1) in the AL during that span.
- 🔥 Since the start of 2009, has induced an ML-leading 158 opponent ground into double plays...Is 1 of just 5 AL starting pitchers during that time with a ground ball percentage higher than 50% (52.1).
- 🔥 Has allowed only 2.2 BB/9.0 IP in his career...Joins Felix Hernandez as the only AL qualifiers to average fewer than 3.0 BB/9.0 IP over each of the last 7 seasons...Joins Hernandez as the only major leaguers with a walk rate under 3.0 BB/9.0 IP and a ground ball rate of at least 45% in each of the last 7 seasons.
- 🔥 Made ML debut as a 20-year-old in 2009 and led all rookies with 14 wins, posting a 3.96 ERA in 31 starts for the Tigers...Named to *Baseball America's* All-Rookie Team.
- 🔥 Has made 8 postseason appearances, all with the Tigers from 2011-13, including 2 starts (0-2, 4.41 ERA).
- 🔥 **2015: Set a career high with a team-leading 149 SO over 28 starts in his 1st season with Boston... Returned from an August DL stint to post a 3.14 ERA (20 ER/57.1 IP) from 8/26 through the remainder of the season.**
- 🔥 Tied a career low with just 38 walks allowed (also 2010)...Placed among AL leaders in highest SO/BB ratio (8th, 3.92) and lowest BB/9.0 IP (9th, 1.99).
- 🔥 Fanned 149 batters for a career-best 7.80 SO/9.0 IP ratio.
- 🔥 Held opposing leadoff hitters to a .205 AVG, including .192 (5-26) when leading off the game.
- 🔥 On 4/6, agreed on a 4-year contract extension with BOS through the 2019 season.
- 🔥 Made Red Sox debut starting the 2nd game of the season on 4/8 at PHI...Held the Phils scoreless through the first 5 innings and left after giving up 3 runs on 6 hits over 6.0 IP...Took the loss despite posting a quality start.
- 🔥 Earned 1st Red Sox win on 4/13 vs. WSH...Went 8.0 IP, allowing 3 ER on 4 hits in his 2nd straight quality start.
- 🔥 The Red Sox won 6 of his first 8 starts (4-2, 4.26 ERA) before a career-long 7-game losing streak over 8 starts from 5/22-7/1 (8.18 ERA, 40 ER/44.0 IP).
- 🔥 Made 200th career start on 7/29 vs. CWS...Was the 5th pitcher since 2001 to reach that milestone before turning 27.
- 🔥 Landed on the DL for the 1st time in his career on 8/2 (retro to 7/30) with a right triceps strain...Made 2 rehab starts between Short-A Lowell and Triple-A Pawtucket (2.89 ERA, 3 ER/9.1 IP) before being activated on 8/26.
- 🔥 Over his final 8 starts following his stint on the DL, ranked 16th among AL qualifiers in ERA (3.14) and was 8th in SO/BB ratio (5.18, 57 SO/11 BB)...Finished the 6th inning in each of those 8 starts, including 6 quality starts and 7 outings of 7.0 IP or more.
- 🔥 In his return from the DL on 8/26 at CWS, delivered 7.0 shutout IP in a 3-0 Red Sox win.

### MOST GROUND INTO DOUBLE PLAYS INDUCED SINCE 2009

Rk.	Pitcher	GIDP
1.	<b>Rick Porcello</b>	<b>158</b>
2.	Felix Hernandez	147
3.	Jon Lester	134

## Rick Porcello, Continued

🌀 On 9/1 vs. NYY, fanned a career-high 13 batters in 8.0 IP, the most SO by a Red Sox pitcher all year... According to Elias, his 13 SO tied for the most ever by a Red Sox pitcher against the Yankees at Fenway Park (also Pedro Martinez on 5/30/01)...It was the most SO for any pitcher against NYY since Chris Sale fanned 13 Yankees on 8/22/12 at CWS.

🌀 Fanned 45 batters in 43.1 IP over 6 September starts, the highest strikeout total in any month of his career...His 52 SO from 9/1 on were the most from that date on by a Red Sox pitcher since Pedro Martinez tallied 71 in 1999.

**2014: Set career bests in wins (15), ERA (3.43), and IP (204.2) in his final season with DET...Also tied career highs with 32 appearances and 31 starts.**

🌀 Led the AL with 3 shutouts while finishing T-2nd in complete games (3), 8th in wins (tied), 8th in walk rate (1.8 BB/9.0 IP), and 13th in IP.

🌀 Induced 30 opponent ground into double plays, 2nd most in the majors...Had the 8th-highest ground ball/fly ball ratio in the AL (1.80).

🌀 Had the AL's 6th-lowest ERA on the road (2.66) compared to 4.42 at home.

🌀 Posted ERAs under 4.00 in each of the first 4 months of the season, and had ERAs under 3.00 in 3 straight months: June (2.91), July (2.78), and August (2.51)...Named Tigers Pitcher of the Month for both May and August.

🌀 Went 12-5 with a 3.39 ERA (45 ER/119.1 IP) in 18 starts before the All-Star break...Produced a 3-8 record and 3.48 ERA (33 ER/85.1 IP) in 14 outings (13 starts) during the season's 2nd half.

🌀 Won 6 straight starts from 4/20-5/17, the longest win streak of his career...Posted a 2.50 ERA in 39.2 IP during that stretch.

🌀 Had a streak of 25.0 straight scoreless IP from 6/15-7/1.

🌀 Tossed back-to-back shutouts on 6/26 at TEX and 7/1 vs. OAK, the 1st DET pitcher to do that since Jack Morris in 1986.

🌀 Threw his 3rd shutout of the year on 8/20 at TB, giving him the most by a Tiger since Jeff Weaver had 3 in 2002.

🌀 Made the only relief appearance of the season, the 4th of his career, on 8/10 at TOR (2.0 IP, 1 R).

🌀 Went 0-4 with a 6.20 ERA in September, raising his season ERA from 3.05 (9th-best in the AL after August) to 3.43 (17th-best in the AL at season's end).

🌀 Acquired by BOS from DET in exchange for OF Yoenis Cespedes, RHP Alex Wilson, and LHP Gabe Speier on 12/11.

**POSTSEASON:** Did not pitch in the ALDS, as the Tigers were swept in 3 games by the Orioles.

**2013: Totaled a then-career-high 142 SO in 32 games (29 starts) with DET, producing a 13-8 record and 4.32 ERA (85 ER/177.0 IP)...Registered the AL's 2nd-best ground ball/fly ball ratio (2.40).**

🌀 With 13 wins, was just the 4th active player to reach 60 wins before his 25th birthday, joining Felix Hernandez, Clayton Kershaw, and CC Sabathia.

🌀 Went 7-2 with a 3.71 ERA in 14 outings (12 starts) after the All-Star break, compared to 6-6 with a 4.80 ERA in his first 18 starts.

🌀 Limited right-handed batters to a .238 AVG (79-for-332), but allowed left-handers to hit .301 (106-for-352).

🌀 Made 1st career relief appearance on 4/14 at OAK, throwing 2.0 perfect IP.

🌀 Compiled a 1-0 record and 3.13 ERA (11 ER/31.2 IP) with 32 SO in 5 starts during May.

🌀 Recorded a then-career-high 11 SO on 5/28 vs. PIT...Also reached double-digit SO with 10 on 9/16 vs. SEA.

🌀 Named the Tigers' Pitcher of the Month for July after earning the win in all 4 starts in the month (2.08 ERA).

🌀 Tossed his 1st career complete game on 9/10 at CWS, holding the White Sox to 1 run on 7 hits.

🌀 Geared up for postseason coming out of the bullpen in his last 2 regular season outings on 9/27 and 9/29 at MIA (2.1 IP, 0 R).

**POSTSEASON:** Made 2 appearances for DET in the postseason, one each in the ALDS at OAK (G2) and ALCS at BOS (G2)...Combined to allow 3 hits and only an unearned run but did not record an out.

**2012: Made 31 starts for the 2nd straight season, going 10-12 with a 4.59 ERA (90 ER/176.1 IP).**

🌀 At age 23, became just the 5th pitcher since 1900 to begin his ML career with double-digit wins in each of his first 4 seasons prior to turning 24 years old, joining Chief Bender (1903-07), Bert Blyleven (1970-74), Dwight Gooden (1984-88), and Dennis Eckersley (1975-78).

🌀 Ranked 3rd in the AL with a 2.24 ground ball/fly ball ratio.

🌀 Tossed 8.0 IP to earn the win on 5/1 vs. KC, matching a then-career high...Also went 8.0 IP in the win on 7/21 vs. CWS.

🌀 Named Tigers Pitcher of the Month for June, finishing 3-1 with a 3.00 ERA (12 ER/36.0 IP) in 6 starts.

🌀 Made 100th start of his career on 6/2 vs. NYY (6.0 IP, 1 R).

### 2014 AL PITCHERS WITH AT LEAST 15 WINS, 200 INNINGS, AND ERA UNDER 3.50

Pitcher	Team	W-L	ERA	IP
Felix Hernandez	SEA	15-6	2.14	236.0
Corey Kluber	CLE	18-9	2.44	235.2
Jon Lester	BOS/OAK	16-11	2.46	219.2
<b>Rick Porcello</b>	<b>DET</b>	<b>15-13</b>	<b>3.43</b>	<b>204.2</b>
<b>David Price</b>	<b>TB/DET</b>	<b>15-12</b>	<b>3.26</b>	<b>248.1</b>
Max Scherzer	DET	18-5	3.15	220.1

Rick Porcello

## Rick Porcello, Continued

- 👉 Did not surrender a HR in 9 consecutive starts from 6/13-8/1 (54.0 IP).
  - 👉 Earned the win on 6/30 at TB after going 7.0 IP without allowing a run or issuing a walk.
  - 👉 Suffered a loss in 6 straight starts from 8/12-9/10.
  - 👉 Allowed 216 hits and 11.5 H/9.0 IP, the highest totals among AL pitchers.
- POSTSEASON:** Threw 1.1 IP in 2 relief outings...Retired only batter faced in Game 3 of the ALDS at OAK (Yoenis Céspedes) to strand a runner at 1B in the bottom of the 8th inning...Tossed a perfect 8th inning of Game 1 of the World Series at SF, his 1st appearance in the Fall Classic.
- 2011: Went 14-9 with a 4.75 ERA and 104 SO in 31 starts during his 3rd season with DET.**
- 👉 With 14 wins, became the 1st major leaguer since Dwight Gooden (1984-87) to post 3 straight seasons with double-digit wins prior to turning 23 years old.
  - 👉 Placed 6th in the AL with a 1.74 ground ball/fly ball ratio.
  - 👉 Posted a 4-0 record and 1.59 ERA (7 ER/39.2 IP) over a 6-start stretch from 4/15-5/22.
  - 👉 Compiled a 5-0 record and 3.06 ERA (11 ER/32.1 IP) during July, tying for the AL lead in victories that month...Marked his 2nd career month with a 5-0 record (also May 2009)...According to Elias, was the 1st ML pitcher to have multiple 5-0 months prior to turning 23 since Wally Bunker did so for BAL in 1964 at age 19.
  - 👉 Posted a 3-1 record and 3.50 ERA (18 ER/46.1 IP) over his final 7 starts of the regular season beginning 8/26...Finished 2-1 with a 3.55 ERA (13 ER/33.0 IP) in 5 starts during September.
  - 👉 Equalled a then-career high with 8.0 IP on 5/22 at PIT...Also tossed 8.0 IP on 7/29 vs. LAA.
- POSTSEASON:** Made 1st career postseason appearance for DET in Game 4 of the ALDS on 10/4 vs. NYY (6.0 IP, 5 H, 4 R, 1 BB, 5 SO)...At 22 years, 9 months and 7 days old, he became the youngest Tigers pitcher to start a playoff game...Also pitched 9.0 innings in 3 ALCS appearances (including 1 start), allowing 5 runs (4 ER) in the series.
- 2010: Made 27 starts in his 2nd season in the majors...Finished 3rd on the Tigers' staff in victories and placed T-6th in the AL with 2.1 BB/9.0 IP.**
- 👉 At 21 years old on 4/9 vs. CLE, became the youngest pitcher to start a home opener for DET since at least 1952.
  - 👉 Compiled a 2-3 record and 3.13 ERA (11 ER/31.2 IP) in 5 starts during May.
  - 👉 Suffered a 6-game losing streak from 5/29-8/3.
  - 👉 Matched a then-career-high 8 SO on 7/29 at TB.
  - 👉 Optioned to Triple-A Toledo on 6/20 and started 4 games with the Mud Hens before 7/17 recall...Remained with DET for the remainder of the season.
  - 👉 Equalled a career-best 5-game winning streak from 8/24-9/26, recording a 2.98 ERA (14 ER/42.1 IP) over the course of that run.
  - 👉 Produced a 6-5 record and 4.00 ERA (41 ER/92.1 IP) in 14 starts during the season's second half after posting a 6.14 mark in 13 starts before the break.
- 2009: Spent the entire season in the Tigers' rotation as a 20-year-old in his ML debut season.**
- 👉 Led all rookies in wins, going 14-9 with a 3.96 ERA (75 ER/170.2 IP) and 89 SO...Finished 3rd in AL Rookie of the Year voting and selected to *Baseball America's* All-Rookie Team...Named Tigers Rookie of the Year.
  - 👉 His 14 wins were the most in Tigers history by a pitcher age 20 or younger.
  - 👉 According to Elias, was just the 2nd pitcher since 1972 age 20 or younger with at least 14 wins in a season, joining NYM's Dwight Gooden in 1984 (17) and 1985 (24).
  - 👉 Posted a 2.23 ground ball/fly ball ratio, 2nd highest among AL pitchers...Also T-2nd in the AL with 24 opponent ground into double plays.
  - 👉 Squared off against Ricky Romero in his ML debut on 4/9 at TOR (L, 5.0 IP, 4 R)...Marked the 1st time since 1965 that a pair of first-round selections making their debuts faced each other (Source: Elias).
  - 👉 At 20 years, 3 months and 13 days old, became the youngest DET pitcher to make his ML debut in a start for the club since Bruce Robbins on 7/28/79 at 19 years old.
  - 👉 Earned his first ML win on 4/19 at SEA (7.0 IP, 1 R), the youngest Tigers pitcher to earn a victory since Bruce Robbins on 8/28/79 (19 years).
  - 👉 Was the youngest DET pitcher to start a game at Comerica Park at the time of his home debut on 4/29 vs. NYY (20 years, 123 days old).
  - 👉 Named AL Rookie of the Month in May 2009 after going 5-0 with an ML-leading 1.50 ERA (5 ER/30.0 IP) in 5 starts...According to Elias, was the 2nd pitcher in ML history to post a 5-0 record with an ERA of 1.50 or better over any 5-start stretch at age 20 or younger, joining Dwight Gooden in 1984 (5-0, 1.43 ERA at age 19).
  - 👉 Won and allowed no more than 1 run in 4 straight starts to begin May...According to Elias, was only the 6th pitcher since 1900 to win 4 straight starts while allowing 1 run or less in a season prior to turning 21...Joined Christy Mathewson (6 in 1901 at age 20), Chief Bender (4 in 1903 at age 19), Walter Johnson (5 in 1908 at age 20), Fernando Valenzuela (7 in 1981 at age 20), and Kerry Wood (4 in 1998 at age 20) in accomplishing the feat.
  - 👉 From 5/5-6/18, became the 1st major leaguer under age 21 to win 7 of 9 starts since Dwight Gooden did so in

## Rick Porcello, Continued

1985 (Source: Elias)...No AL pitcher had done it since Jim Palmer in 1966.

👉 On 6/12 at PIT, became the 1st Tigers pitcher in the DH era (since 1973) to earn the win in the same game in which he collected 2 hits and 2 RBI.

👉 Ejected on 8/11 at BOS following a bench-clearing incident in the 2nd inning...Served a 5-game suspension from 8/12-17.

👉 Finished 2-1 with a 3.16 ERA (11 ER/31.1 IP) in 6 starts during August.

👉 Earned Tigers Pitcher of the Month honors for September (3-1, 3.22 ERA, 6 starts).

**2008: Made his pro debut with High-A Lakeland and led the Florida State League with a 2.66 ERA in 24 starts.**

👉 Earned both FSL mid- and postseason All-Star honors...Selected as Lakeland's Pitcher of the Year.

👉 Finished T-2nd in the FSL with a .244 opponent AVG.

👉 Posted ERAs under 3.50 in all 5 months: 2.37 in April, 2.60 in May, 3.43 in June, 3.12 in July, and 1.80 in August.

👉 Was FSL Pitcher of the Week for 5/5-11...In that stretch, won both starts while allowing only 2 unearned runs.

👉 Following the season, named DET's top prospect by *Baseball America*.

**2007: Selected by DET in the 1st round (27th overall) of the June Draft...Did not pitch after agreeing to terms on 8/15.**

👉 Named the Tigers' top prospect by *Baseball America* after the season.

### Personal

---

👉 Full name: Frederick Alfred Porcello.

👉 Signed by Bill Buck (Tigers).

👉 Named *USA Today's* High School Player of the Year in 2007 after compiling a 10-0 record, 1.18 ERA, and 112 SO as a senior at Seton Hall Prep High in West Orange, NJ...Tabbed a First-Team High School All American by *Baseball America* as well as the 2006-2007 Gatorade National Baseball Player of the Year...Was also the Louisville Slugger High School Player of the Year for New Jersey.

👉 As a junior at Seton Hall Prep in 2006, went 6-0 with a 0.30 ERA, 2 saves, and 69 SO in 10 games.

👉 His grandfather, Sam Dente, was signed by BOS in 1941 and made his ML debut with the Red Sox in 1947.

### In the Community

---

Since joining the Red Sox, Rick has interacted with fans at each of the club's two Winter Weekend events...In 2015, continued his partnership with Team Joseph by participating in the Strike Out Duchenne's program and hosting the top fundraisers at a game at Fenway Park, helping raise money to fight Duchenne Muscular Dystrophy...In his first season with the Red Sox, participated in the Ice Bucket Challenge, attended Picnic in the Park, met with Jimmy Fund patients in Fort Myers and at Fenway Park, and interacted with fans before a home game, greeting them at the gate and posing for pictures at a selfie station...In spring training, participated in the Children's Hospital of Southwest Florida Golf Classic and attended the Red Sox Foundation Casino Night...During his time in Detroit, participated with Tigers Dreams Come True, the Detroit Tigers Autographed Memorabilia Donation Program, and Autographs for a Cause...Attended "Keeping Kids in the Game" event and participated in the Tigers Winter Caravan.

## Rick Porcello, Continued

### Rick Porcello's Career Record

YEAR	CLUB	W-L	ERA	G	GS	CG	SHO	SV	IP	H	R	ER	HR	HB	BB	SO	WP	BK
2008	Lakeland	8-6	2.66	24	24	0	0	0	125.0	116	51	37	7	11	33	72	3	0
2009	DETROIT	14-9	3.96	31	31	0	0	0	170.2	176	81	75	23	3	52	89	6	1
2010	Toledo	1-2	3.21	4	4	0	0	0	28.0	24	11	10	0	1	10	19	0	1
	DETROIT	10-12	4.92	27	27	0	0	0	162.2	188	96	89	18	7	38	84	11	3
2011	DETROIT	14-9	4.75	31	31	0	0	0	182.0	210	103	96	18	8	46	104	12	0
2012	DETROIT	10-12	4.59	31	31	0	0	0	176.1	226	101	90	16	6	44	107	6	0
2013	DETROIT	13-8	4.32	32	29	1	0	0	177.0	185	87	85	18	3	42	142	6	1
2014	DETROIT	15-13	3.43	32	31	3	3	0	204.2	211	89	78	18	4	41	129	0	0
2015	BOSTON	9-15	4.92	28	28	0	0	0	172.0	196	103	94	25	10	38	149	12	1
	Lowell	0-0	0.00	1	1	0	0	0	3.2	3	0	0	0	0	1	1	0	0
	Pawtucket	0-0	4.76	1	1	0	0	0	5.2	3	3	3	1	1	0	6	0	0
<b>Major League Totals</b>		<b>85-78</b>	<b>4.39</b>	<b>212</b>	<b>208</b>	<b>4</b>	<b>3</b>	<b>0</b>	<b>1245.1</b>	<b>1392</b>	<b>660</b>	<b>607</b>	<b>136</b>	<b>41</b>	<b>301</b>	<b>804</b>	<b>53</b>	<b>6</b>
<b>Minor League Totals</b>		<b>9-8</b>	<b>2.77</b>	<b>30</b>	<b>30</b>	<b>0</b>	<b>0</b>	<b>0</b>	<b>162.1</b>	<b>146</b>	<b>65</b>	<b>50</b>	<b>8</b>	<b>13</b>	<b>44</b>	<b>98</b>	<b>3</b>	<b>1</b>
<b>Red Sox Totals</b>		<b>9-15</b>	<b>4.92</b>	<b>28</b>	<b>28</b>	<b>0</b>	<b>0</b>	<b>0</b>	<b>172.0</b>	<b>196</b>	<b>103</b>	<b>94</b>	<b>25</b>	<b>10</b>	<b>38</b>	<b>149</b>	<b>12</b>	<b>1</b>

2008 Signed by the Detroit Tigers as a first-round selection (27th overall) in the June Draft  
 2014 Acquired by the Boston Red Sox in exchange for OF Yoenis Cespedes, RHP Alex Wilson, and LHP Gabe Speier on 12/11  
 2015 On disabled list with a right triceps strain, 7/30-8/25

### Division Series Record

YEAR	CLUB	W-L	ERA	G	GS	CG	SHO	SV	IP	H	R	ER	HR	HB	BB	SO	WP	BK
2011	DET vs. NYY	0-1	6.00	1	1	0	0	0	6.0	5	4	4	0	2	1	5	0	0
2012	DET vs. OAK	0-0	0.00	1	0	0	0	0	0.1	0	0	0	0	0	0	0	0	0
2013	DET vs. OAK	0-0	0.00	1	0	0	0	0	0.0	1	0	0	0	0	0	0	0	0
<b>Division Series Totals</b>		<b>0-1</b>	<b>5.68</b>	<b>3</b>	<b>1</b>	<b>0</b>	<b>0</b>	<b>0</b>	<b>6.1</b>	<b>6</b>	<b>4</b>	<b>4</b>	<b>0</b>	<b>2</b>	<b>1</b>	<b>5</b>	<b>0</b>	<b>0</b>

### League Championship Series Record

YEAR	CLUB	W-L	ERA	G	GS	CG	SHO	SV	IP	H	R	ER	HR	HB	BB	SO	WP	BK
2011	DET vs. TEX	0-0	4.00	3	1	0	0	0	9.0	10	5	4	0	0	1	7	0	0
2013	DET vs. BOS	0-1	0.00	1	0	0	0	0	0.0	2	1	0	0	0	0	1	0	0
<b>LCS Totals</b>		<b>0-1</b>	<b>4.00</b>	<b>4</b>	<b>1</b>	<b>0</b>	<b>0</b>	<b>0</b>	<b>9.0</b>	<b>12</b>	<b>6</b>	<b>4</b>	<b>0</b>	<b>0</b>	<b>1</b>	<b>7</b>	<b>1</b>	<b>0</b>

### World Series Record

YEAR	CLUB	W-L	ERA	G	GS	CG	SHO	SV	IP	H	R	ER	HR	HB	BB	SO	WP	BK
2012	DET vs. SF	0-0	0.00	1	0	0	0	0	1.0	0	0	0	0	0	0	1	0	0

### Career Fielding Record

YEAR	CLUB	POS	PCT.	G	GS	PO	A	E	TC	DP
2009	DETROIT	P	.947	31	31	11	25	2	38	1
2010	DETROIT	P	.960	27	27	9	15	1	25	3
2011	DETROIT	P	.947	31	31	15	21	2	38	4
2012	DETROIT	P	.894	31	31	12	30	5	47	0
2013	DETROIT	P	.973	32	29	15	21	1	37	2
2014	DETROIT	P	.897	32	31	18	17	4	39	2
2015	BOSTON	P	.906	28	28	10	19	3	32	3
<b>Career Totals</b>		<b>P</b>	<b>.930</b>	<b>212</b>	<b>208</b>	<b>90</b>	<b>148</b>	<b>18</b>	<b>256</b>	<b>15</b>

### Career Batting Totals

	AVG	G	AB	R	H	2B	3B	HR	RBI	SH	SF	HB	BB	SO	SB	CS	E
Major League Totals	.174	212	23	0	4	0	0	0	2	3	0	0	0	19	0	0	18

### Career Single-Game Highs

**INNINGS PITCHED** 9.0, 4 times, last 8/20/14 at TB  
**LOW-HIT COMPLETE GAME** 3, 2 times, last 8/20/14 at TB  
**STRIKEOUTS** 13, 9/1/15 vs. NYY  
**HITS ALLOWED** 12, 5 times, last 4/19/15 vs. BAL  
**RUNS ALLOWED** 9, 4 times, last 9/4/13 at BOS  
**WALKS ALLOWED** 6, 5/29/14 at OAK  
**HOME RUNS ALLOWED** 3, 2 times, last 7/1/15 at TOR  
**WINNING STREAK** 6, 4/20/14-5/17/14  
**EJECTIONS (1)** 8/11/09 at BOS (HP, B. O'Nora)  
**SCORELESS INNINGS STREAK** 25.0, 6/15/14-7/1/14

# 24 DAVID PRICE

LHP



**Bats:** Left • **Throws:** Left • **Height:** 6-5 • **Weight:** 215  
**Opening Day Age:** 30 • **MLB Service:** 6 years, 164 days  
**Born:** 8/26/1985 in Murfreesboro, TN  
**Resides:** Nashville, TN  
**Acquired:** Signed as a free agent on 12/4/2015  
**Contract Status:** Signed through 2022  
(opt-out clause after 2018)

## Career Highlights

- Entering 9th professional season, his 1st with the Red Sox...On 12/4/15, signed a 7-year contract through 2022 that allows him to opt out after the 2018 season.
- Is 104-56 with a 3.09 ERA over 218 career ML appearances, all but 5 as a starter, between the Rays (2008-14), Tigers (2014-15), and Blue Jays (2015).
- Among active pitchers with at least 1,000 innings, ranks 4th in ERA behind Clayton Kershaw (2.43), Adam Wainwright (2.98), and Madison Bumgarner (3.04) – all of whom have spent their entire careers in the NL.
- His 3.09 ERA is the best as an American Leaguer since the start of 2000 (min. 1,000 IP)...Is one of 2 active starters with 3 different sub-3.00 ERA seasons as a starter in the AL (2.72 in 2010, 2.56 in 2012, and 2.45 in 2015).
- Joins Clayton Kershaw as the only starters to post an ERA under 3.50 in each of the last 6 seasons (2010-15), the only AL left-hander to do that in the DH era (since 1973)...Had a higher ERA just once, in 2009, his 1st full ML campaign.
- Owns a career .650 win pct., 2nd highest among active pitchers with at least 125 decisions (Kershaw, .671).
- Has at least 18 victories in 3 of the last 6 years, including a career-best 20-win season in 2012...Since joining the Rays rotation on 5/25/09, his 104 victories trail only Clayton Kershaw and Justin Verlander (both 107).
- Has finished in the top 2 in AL Cy Young Award balloting in 3 of the last 6 years, winning the 2012 Award...Named Players Choice AL Outstanding Pitcher in 2010 and 2012.
- In 2012 Cy Young Award season, led the AL in wins (tied, 20-5), win percentage (tied, .800), and ERA (2.56) for TB.
- Has been named to 5 of the last 6 All-Star Games, tied with Felix Hernandez and Clayton Kershaw for the most among pitchers since 2010.
- Led the majors with a career-high 271 SO in 2014...Has fanned at least 200 batters in 4 of the last 5 years...Among starters from 2013-15, ranked 2nd in the majors with a 5.8 SO/BB ratio, trailing only Clayton Kershaw (6.2).
- Has reached the 200-inning mark in 5 of the last 6 seasons...Tops MLB with 468.2 IP in the last 2 years (2014-15).
- Leads the AL with 12 complete games over the last 4 seasons (2012-15).
- Is the only pitcher who has had his WHIP improve in each of the last 5 seasons, the last 4 of which all ranked among the AL's Top 5.
- His career road record of 59-24 (.711) is the best in major league history (min. 60 decisions)...Is 51-16 (.761) on the road since 7/24/10.
- Is 68-37 (.648) against teams that finished the season .500 or better, 2nd best in modern major league history (min. 100 starts since 1900)...Only Hall of Famer Sandy Koufax places higher (.651, 84-45).
- Has gone 49-21 with a 3.17 ERA (222 ER/630.2 IP) in 97 career outings against the AL East (96 starts)...His .700 win pct. opposing the AL East is best all-time among pitchers with at least 50 starts facing that division (since 1969)...Beginning in 2010, his 43 wins versus the AL East are 10 more than any other pitcher.
- In 11 regular season starts at Fenway Park, is 6-1 with a 1.95 ERA (16 ER/74.0 IP)...It is the best ERA by a left-hander at this ballpark (min. 10 starts) since Babe Ruth also posted a 1.95 ERA here from 1914-19.
- Has held left-handed batters to a .220/.265/.312/.577 line in his big league career...Among actives (min. 1,000 left-handed batters faced), only Clayton Kershaw has a better opponent OBP against left-handed hitters (.250).
- Has served as Opening Day starter 4 times for the Rays (2011, 2013, 2014) and Tigers (2015).
- In 2012, became the 1st No. 1 Draft Pick (2007 by TB) to win a Cy Young Award...Named Golden Spikes Award winner as the best amateur baseball player in the country following his junior 2007 season at Vanderbilt University.
- Since 1st ML season in 2008, has appeared in 6 different postseasons, more than any other pitcher...In 14 career postseason outings, is 2-7 with a 5.12 ERA (36 ER/63.1 IP) and 59 SO...Has allowed 3 ER or fewer in 4 of his 8 career postseason starts, but became the 1st pitcher ever to lose his first 7 starts in the postseason.
- Was traded in successive non-waiver deadline deals in 2014 and 2015...On 7/31/14, was acquired from the Rays by the Tigers (and current Red Sox President of Baseball Operations David Dombrowski) in a 3-team deal that also involved the Mariners...On 7/30/15, went from the Tigers to the Blue Jays for LHPs Daniel Norris, Matt Boyd, and Jairo Labourt.
- Became the 1st ML pitcher ever to be traded in 2 different seasons after making an All-Star squad that year, and the 1st batter or pitcher to be named to an All-Star team and then get traded in each of 2 consecutive seasons.

## David Price, Continued

**2015: Led the AL with a 2.45 ERA (60 ER/220.1 IP) in 32 starts between the Detroit Tigers and Toronto Blue Jays...Helped TOR to its 1st postseason berth since 1993.**

- 👉 Named an All-Star via the player ballot...Finished 2nd in AL Cy Young Award voting.
  - 👉 Placed among AL leaders in innings (3rd), quality starts (T-3rd, 24), strikeouts (4th, 225), and starts (T-7th, 32)...Worth an AL-best 6.4 WAR according to Fangraphs, 3rd among ML pitchers behind Clayton Kershaw (8.6) and Jake Arrieta (7.3).
  - 👉 Limited opponents to a .230 AVG, .271 OBP, and .350 SLG, posting the 4th-best opponent OPS in the AL (.621).
  - 👉 Recorded the 6th-best walk rate (1.9 BB/9.0 IP) and 6th-best strikeout rate (9.2 SO/9.0 IP) in the AL, and had the 4th-highest strikeout-to-walk ratio (4.8).
  - 👉 Allowed 2 ER or fewer in 23 of his 32 starts (72%), including 8 of 11 after being acquired by TOR on 7/30 in exchange for LHPs Matt Boyd, Daniel Norris, and Jairo Labourt.
  - 👉 Did not allow a stolen base throughout the regular season.
  - 👉 Pitched 8.2 scoreless innings for the win as DET's Opening Day starter on 4/6 vs. MIN.
  - 👉 Reached double digits in strikeouts 4 times, recording a season-high 12 SO on 5/21 vs. HOU and 7/18 vs. BAL.
  - 👉 Threw 3 complete games, including a 93-pitch complete-game shutout on 6/12 vs. CLE.
  - 👉 Earned the win for the AL in the All-Star Game on 7/14 in CIN, recording 2 SO (eventual NL MVP Bryce Harper and runner-up Paul Goldschmidt) in a perfect 4th inning.
  - 👉 Became just the 4th pitcher since 1893 to win at least 9 games and post a winning record for 2 different teams in a single season...Joined Hank Borowy (1945 Cubs and Yankees), David Cone (1995 Blue Jays and Yankees), and Bartolo Colon (2002 Indians and Expos).
  - 👉 Won 9 of his 11 regular season starts with the Jays, posting an AL-best 2.30 ERA (19 ER/74.1 IP) from 7/30 on (min. 5 GS).
  - 👉 Fanned 11 while allowing 1 run in 8.0 IP on 8/3 vs. MIN in his Blue Jays debut.
  - 👉 Defeated the Orioles for his 100th career win on 9/5 vs. BAL...Won his last 5 regular season starts, all in September (5-0, 2.32, 8 ER/31.0 IP, 37 SO).
- POSTSEASON:** Appeared in 4 postseason games (3 starts) for the Blue Jays, going 1-2 while allowing 16 ER with 23 SO in 23.1 IP (6.17 ERA)...Suffered the loss in ALDS Game 1 vs. TEX, allowing 5 runs, 3 on a pair of HR, over 7.0 IP...Earned the victory in Game 4 at TEX in 1st postseason relief outing since rookie 2008 campaign...Came in with 2 out in the bottom of the 5th inning with a 7-1 lead, stranded only batter faced in that frame, and left after allowing 3 runs in 3.0 IP in an eventual 8-4 win...Started Game 2 of the ALCS at KC and permitted 5 runs in 6.2 IP for the loss...After a leadoff single, retired 18 straight batters before a 5-run 7th inning...Did not factor into the Jays' Game 6 series-clinching loss in KC...Started and fanned 8 while allowing 3 runs in 6.2 innings...Left trailing 2-1 with a runner on 2nd, who came around against reliever Aaron Sanchez.

**2014: Went 15-12 with a 3.26 ERA (90 ER/248.1 IP) in a major league-leading 34 starts between the Rays and Tigers, his 4th All-Star season.**

- 👉 Led MLB with 271 SO, 248.1 IP, and 34 starts (tied)...Also ranked among AL leaders in walk rate (3rd, 1.4 BB/9.0 IP), strikeout rate (4th, 9.8 SO/9.0 IP), strikeout-to-walk ratio (3rd, 7.1), and quality starts (T-5th, 24)...Had the 12th-lowest ERA.
- 👉 34 starts matched his single-season career high (also 2011).
- 👉 Recorded a career-high 11 double-digit strikeout games, tied for the most in MLB (also CLE's Corey Kluber)...Had a season-high 12 SO on 3 occasions: 4/22 vs. MIN, 5/13 at SEA, and 6/20 vs. HOU.
- 👉 Tossed at least 100 pitches in 23 straight starts from 4/22-8/21, the longest such streak in the AL all year and 10 more than his longest previous streak.
- 👉 Made a career-high 13 straight quality starts from 5/30-8/5 (7-4, 2.12 ERA, 115 SO in 102.0 IP).
- 👉 Had 9 or more SO in a career-best 6 straight outings from 6/4-7/1, the longest ML streak in 10 years (Johan Santana, 7 starts in 2004).
- 👉 Fanned 54 batters over 39.2 IP in June for an AL-leading 12.3 SO/9.0 IP in the month...Topped the AL with 45 SO and 5 wins (tied) in July while finishing 8th with a 1.74 ERA (9 ER/46.2 IP).
- 👉 Won a career-high 6 straight starts from 6/25-7/25 (1.31 ERA, 7 ER/48.0 IP).
- 👉 Acquired by the Tigers in a 3-team deal on 7/31...DET sent OF Austin Jackson to SEA, DET sent INF Willy Adames and LHP Drew Smyly to TB, and SEA sent INF Nick Franklin to TB.

### PRICE POINTS

David Price's Awards and Accolades:

- 👉 5-Time All-Star
- 👉 2-Time AL ERA Champion
- 👉 2012 AL Cy Young Award Winner
- 👉 2014 MLB Strikeout Leader
- 👉 6 Postseasons in 8 MLB seasons

### BEST ERA AMONG ACTIVE MAJOR LEAGUERS (MIN. 1,000 INNINGS)

1.	Clayton Kershaw	2.43*
2.	Adam Wainwright	2.98*
3.	Madison Bumgarner	3.04*
4.	<b>David Price</b>	<b>3.09</b>
5.	Felix Hernandez	3.11

\* Has spent entire career in NL



## David Price, Continued

🔥 In 4th start for the Tigers, lost 1-0 in a complete game against his former team at Tropicana Field (8.0 IP)... Allowed just 1 hit and the run was unearned.

🔥 Following the season, named by *Baseball America* as the AL pitcher with the best control.

**POSTSEASON:** Started and lost the 3rd and final game of the ALDS vs. BAL as the Tigers were swept... Held the O's to 2 runs, both on a homer by Nelson Cruz, and gave up just 5 hits over 8.0 IP in the 2-1 defeat... DET's only run came in the 9th inning.

**2013: Went 10-8 with a 3.33 ERA (69 ER/186.2 IP) in 27 starts for the Rays.**

🔥 Established a career high with 4 complete games, tied with CWS' Chris Sale for the AL lead... Threw fewer than 100 pitches in 3 of those complete games.

🔥 Issued just 27 walks and struck out 151 batters in 186.2 IP... Led the AL in walk rate (1.3 BB/9.0 IP) and strikeout-to-walk ratio (5.6).

🔥 Limited left-handed batters to a .189 AVG (31-for-164).

🔥 Went 5-0 in 7 starts in AL East road parks.

🔥 Made 2nd Opening Day start (also 2011) on 4/2 vs. BAL and did not factor into the decision (6.0 IP, 2 ER).

🔥 Began the year 1-4 with a 5.24 ERA (32 ER/55.0IP) in 9 starts before landing on the DL from 5/16-7/1 with a right triceps strain... Marked his 1st career trip to the DL.

🔥 Returned from the DL on 7/2 at HOU and fanned a season-high 10 batters on 70 pitches in a 7.0-inning, 3-hit shutout.

🔥 Went the distance in 3 of his next 4 starts from 7/7-24, including back-to-back complete-game efforts on 7/7 vs. CWS and 7/12 vs. HOU.

🔥 Beginning with his 7/2 return from the DL, led the majors with 131.2 IP and ranked 4th in the AL in ERA (2.53), going 9-4 in 18 starts.

🔥 Allowed just 1 walk in a 7-start span from 7/2-8/3 (57.1 IP), recording separate club-record streaks of 27.0 innings (from 7/2-19) and 35.1 innings (from 7/19-8/9) without issuing a free pass.

🔥 With wins on 7/24 and 7/29, became the 1st starter since SLB's Rip Collins in 1941 to beat Boston at Fenway Park twice in the span of 5 days.

🔥 Compiled a season-high, 5-game winning streak from 7/19-8/24 (2.35 ERA, 15 ER/57.1 IP, 44 SO).

🔥 Went 5-1 with a 1.68 ERA (9 ER/48.1 IP) in 6 starts during July, leading the AL in wins and innings pitched... Posted a 2.63 ERA (12 ER/41.0 IP) in 6 August starts.

🔥 Started Game 163 tiebreaker at TEX on 9/30, pitching the Rays to the playoffs with a complete-game 5-2 win... Was just the 5th major leaguer to record a complete-game win in a 1-game tiebreaker, along with Gene Bearden (1948), Joe Niekro (1980), Al Leiter (1989), and Randy Johnson (1995).

**POSTSEASON:** Appeared once in the Rays' 3-games-to-1 ALDS loss to the Red Sox, a Game 2 start at Fenway Park... Suffered the 7-4 loss, allowing 7 runs in 7.0 innings... Allowed 2 homers to David Ortiz, the 1st lefty hitter ever to go deep off Price twice in a game.

**2012: Won Cy Young Award after leading the AL with a 2.56 ERA and tying for the AL lead in wins (20-5) and winning percentage (.800)... His 20 wins were a single-season Rays franchise record.**

🔥 Also ranked among AL leaders with a .226 opponent AVG (4th), 205 strikeouts (6th), and 211.0 IP (8th).

🔥 Led the AL with both 25 quality starts (tied) and 23 starts allowing 2 ER or less.

🔥 Topped the majors with 23 starts of at least 7.0 IP.

🔥 Selected to the AL All-Star squad for the 3rd straight year.

🔥 After the season, earned Players Choice Award as the AL's Outstanding Pitcher, his 2nd such award in 3 years (also 2010).

🔥 Led the majors with a Rays franchise-record 13 wins on the road.

🔥 Posted ERAs lower than 3.30 in all 6 months of the season: 2.67 in April, 2.75 in May, 3.29 in June, 1.78 in July, 2.12 in August, 2.68 in September.

🔥 Pitched a shutout on 4/24 vs. LAA.

🔥 Posted an 8-game win streak over 12 straight quality starts from 6/19-8/21 (8-0, 1.56 ERA, 86.1 IP, 15 ER, 89 SO), all 7.0 IP or more.

🔥 Established a TB franchise record with 5 wins during June, going 5-1.

🔥 Tossed a scoreless 3rd inning on just 7 pitches in the All-Star Game on 7/10 in KC.

🔥 Did not allow a run in 29.1 consecutive innings at Tropicana Field from 7/14-9/20... Entered the All-Star break at 11-4 with a 2.82 ERA (35 ER/111.2 IP) in 17 starts... Posted a 9-1 record and 2.27 ERA (25 ER/99.1 IP) in 14 games following the break.

🔥 Fanned a season-high 13 batters on 9/25 at BOS... Was 1 of his 4 double-digit strikeout games on the year.

### MOST CONSECUTIVE SEASONS WITH SUB-3.50 ERA IN THE AL DURING THE DH ERA (SINCE 1973)

Roger Clemens	7	1986-92
Felix Hernandez	7	2008-14
Jim Palmer	6	1973-78
<b>David Price (L)</b>	<b>6</b>	<b>2010-15</b>

(L) Left-handed pitcher

## David Price, Continued

### 2011: Established career highs with 224.1 IP, 218 SO, and 34 starts for TB in his 2nd All-Star campaign.

- Ranked 5th in the AL with 218 SO and 8.8 SO/9.0 IP...Placed 8th in opponent AVG (.230) and 9th in IP.
- 34 starts tied the major league lead.
- Was 1 of just 6 AL pitchers with at least 200.0 IP and 200 SO.
- Selected to the All-Star team by AL Manager Ron Washington but did not pitch due to a turf toe injury.
- Made 1st career Opening Day start on 4/1 vs. BAL...Allowed 4 runs on 5 hits in 7.0 innings, suffering the 4-1 loss.
- Became just the 10th pitcher in AL history to post a losing record while recording at least 200.0 IP and 200 SO with a sub-3.50 ERA.
- Limited left-handed batters to a .171 AVG (36-for-210), best among ML starters.
- Recorded a quality start in 7 straight outings from 8/12-9/13 (3-2, 1.60 ERA, 50.2 IP, 9 ER, 52 SO).
- Posted an 18.0-inning scoreless streak, 8/12-23.
- Established a franchise record with a career-high 14 SO on 8/28 at TOR, surpassed on 10/2/12 by James Shields (15 SO).
- Finished 2nd in the AL with a 2.13 ERA (10 ER/42.1 IP) in August.
- Went 8-4 with a 3.25 ERA (39 ER/108.0 IP) on the road compared to 4-9, 3.71 (48 ER/116.1 IP) at home.
- Became the 13th pitcher in major league history to make an Opening Day start, All-Star Game start, and post-season start all by the age of 25, 1st since ATL's Tom Glavine 20 years prior.

**POSTSEASON:** Only postseason outing was a start in Game 3 of the ALDS vs. TEX...Allowed 3 runs on 7 hits, while striking out 3 over 6.2 IP in suffering the loss.

### 2010: Started the All-Star Game and finished 2nd in Cy Young Award voting in 1st full ML season.

- Ranked among AL leaders in wins (T-2nd, 19), winning percentage (2nd, .760), ERA (3rd, 2.72), opponent AVG (5th, .221), fewest hits allowed per 9.0 IP (5th, 7.3), SO (8th, 188), and strikeout rate (9th, 8.1 SO/9.0 IP).
- Won the Warren Spahn Award, given to the best left-handed pitcher in baseball.
- Selected as the MLB Players Choice Most Outstanding Pitcher.
- Was the AL's All-Star Game starter at Angel Stadium and worked 2.0 scoreless innings...At 24, was the youngest left-handed pitcher to start for the AL since the NYY's Lefty Gomez in 1933, the very 1st All-Star Game played.
- Became the youngest left-handed pitcher in the AL to win 19 games since 2002 when Barry Zito (age 24) won 23 and Mark Buehrle (age 23) won 19 games.
- Limited left-handed batters to a .211 AVG (37-for-175)...Righties hit .224 (133-for-595).
- Finished 2nd in the AL with a 1.96 ERA (25 ER/114.2 IP) at home.
- Compiled an 8-1 record in 13 games following a Rays loss.
- Tossed more than 200.0 innings for the 1st time in his career.
- Led the AL with a 2.42 ERA (31 ER/115.1 IP) in 17 starts prior to the All-Star break.
- Recorded his 1st career shutout on 4/25 vs. TOR, allowing just 4 hits with 9 SO.
- Compiled a season-high 5-game winning streak from 4/25-5/23 (5-0, 2.03 ERA, 9 ER, 40.0 IP, 29 SO).
- Ranked 8th in the AL with a 2.20 ERA during April and 7th with a 2.18 ERA in June.
- Fanned a season-high 11 batters on 6/26 vs. ATL...Fanned 10 on 7/7 vs. BOS.
- In his final 7 starts, threw 7 straight quality outings (4-1, 1.98 ERA, 11 ER, 50.0 IP).
- Was AL Pitcher of the Month for September (4-0, 1.67 ERA, 8 ER, 43.0 IP, 33 SO)...Capped the month with a 5-0 win on 9/28 vs. BAL, pitching 8.0 scoreless IP as the Rays clinched their 2nd postseason appearance.
- Tossed 1.0 scoreless inning out of the bullpen on 10/2 at KC.

**POSTSEASON:** Was 0-2 in the ALDS vs. TEX, losing both starts at home to Cliff Lee in Game 1 and Game 5...Fanned 14 batters with no walks in 12.2 IP, allowing 7 ER (4.97 ERA).

### 2009: In rookie season, started 23 games for the Rays after promotion from Triple-A Durham on 5/25.

- Went 10-7 with a 4.42 ERA (63 ER/128.1 IP) with TB.
- Opened the year 3-4 with a 5.60 ERA (33 ER/53.0 IP) in his first 11 starts.
- Was 7-3 with a 3.58 ERA (30 ER/75.1 IP) and .217 opponent AVG over final 12 starts beginning 7/31.
- Went 1-0 with a 1.93 ERA (4 ER/18.2 IP) and a .113 opponent AVG in 3 starts against the Yankees.
- Fanned a season-high 11 batters on 5/30 vs. MIN (5.2 IP), his 1st ML victory in the regular season.
- On 6/17 at COL, collected 1st ML hit with a single off Aaron Cook.
- Led the Rays staff with 7 wins following the All-Star break (7-4 4.27 ERA, 40 ER/84.1IP).
- Began the year going 1-4 with a 3.93 ERA (15 ER/34.1 IP) and 35 SO in 8 starts for Triple-A Durham.

## David Price, Continued

### 2008: Ascended from Single-A to the majors in 1st pro season...Made 5 regular season and 5 post-season appearances for the Rays.

- 🔥 Combined to go 12-1 with a 2.30 ERA (28 ER/109.2 IP) and 109 SO in 19 starts between High-A Vero Beach, Double-A Montgomery, and Triple-A Durham before joining the Rays in September.
- 🔥 Start of pro career was delayed until 5/22 due to a mild left elbow strain...Began career with 20.0 scoreless IP for Vero Beach...Beat NYM's Pedro Martinez (on rehab assignment) at St. Lucie in his 2nd pro start, 5/28 (6.0 IP, 2 H, 0 R, 0 BB, 9 SO).
- 🔥 Was promoted to Montgomery on 6/22 after going 4-0 with a 1.82 ERA (7 ER/34.2 IP) and 37 SO in 6 starts at High-A...Won all 7 of his decisions with Montgomery, posting a 1.89 ERA (12 ER/57.0 IP)...Promoted to Durham on 8/11 having gone 11-0 between Vero Beach and Montgomery to open his pro career.
- 🔥 Made 4 regular season starts with Triple-A Durham (1-1, 4.50 ERA, 9 ER/18.0 IP)...Also went 1-0 with a 3.27 ERA (4 ER/11.0 IP) in the International League playoffs.
- 🔥 Promoted to the major league roster on 9/13 and posted a 1.93 ERA (3 ER/14.0 IP) with 12 SO in 5 games (1 start) with the Rays during September.
- 🔥 Made ML debut in relief on 9/14 at NYY...Totaled 5.1 IP, 3 H, 2 ER, 0 BB, and 4 SO on 87 pitches...In 1st inning of work, retired the side in order on 7 pitches.
- 🔥 Made 1st ML start on 9/22 at BAL, allowing 1 ER (2 R) on 4 hits with 3 SO over a 5.1-IP no-decision...Did not allow a hit until the 5th inning.
- 🔥 After the season, selected as *USA Today's* Minor League Player of the Year, tabbed Rays Minor League Player of the Year, and named the Rays' best prospect by *Baseball America* as well as the top prospect in baseball by MiLB.com.

**POSTSEASON:** Made 5 relief appearances, all between the ALCS and World Series, and was on the mound when the Rays captured the AL pennant with a 3-1 win over BOS in Game 7 of the ALCS...Combined to go 1-0 with a save, a 1.59 ERA (1 ER/5.2 IP), just 2 hits allowed, and 8 SO...Finished each of the 5 games in which he appeared... Became the 1st pitcher in ML history to earn his 1st big league win and save in the postseason, and the 1st rookie to notch both a win and a save in the postseason since NYY's Ryne Duren in 1958...Was the quickest No. 1 overall draft pick to play in the World Series, doing so just 1 season after being drafted...Earned 1st ML win in Game 2 of the ALCS vs. BOS with 0.2 scoreless IP...Picked up the save in Game 7 with 1.1 scoreless IP...In that game, entered with 2 out and the bases loaded in the 8th and struck out J.D. Drew...Allowed 1 ER in 3.1 IP (2.70 ERA) in TB's World Series loss to the Phillies.

### 2007: Was the 1st overall selection in the June Draft and signed by TB on 8/15...Did not pitch in a minor league game that season.

- 🔥 Attended TB's instructional league camp in St. Petersburg in September while taking a break from classes at Vanderbilt.

## Personal

- 🔥 Full name: David Taylor Price.
- 🔥 Signed by Brad Matthews (Rays).
- 🔥 As a junior at Vanderbilt in 2007, went 11-1 with a 2.63 ERA and a school-record 194 SO in leading Vanderbilt to its 1st-ever SEC regular season and tournament championships.
- 🔥 Won the 2007 Golden Spikes Award as the best amateur baseball player in the country...Also tabbed that year's Dick Howser Award Winner as the nation's best college baseball player; named by *Baseball America* as the College Player of the Year; named Collegiate Baseball's National Co-Player of the Year; won the Brooks Wallace Award as the College Baseball Foundation's Player of the Year; named the Roger Clemens Award winner as the nation's top pitcher; and tabbed both the SEC's Player of the Year and Male Athlete of the Year following the season.
- 🔥 Majored in sociology at Vanderbilt.
- 🔥 Won a gold medal with the USA Baseball National Team in Cuba in 2006...Named the top prospect on Team USA.
- 🔥 Selected by LAD in the 19th round of the 2004 June Draft, but did not sign.
- 🔥 Attended Blackman High School in Tennessee...Was a 2-time Rutherford County MVP Pitcher...Tabbed Rutherford County Male Athlete of the Year in 2002, 2003 and 2004.
- 🔥 Selected to participate in the 2004 High School All-America game in Albuquerque, NM.
- 🔥 Astro, his French bulldog, was featured on Rays giveaway dog tags, in bobblehead form, and as the sidekick as part of a David Price action figure...In April 2013, Price and Astro were both given the key to the city by Tampa's mayor.
- 🔥 His twitter account, @DAVIDprice24, has over 1.2 million followers and more than 15,000 tweets.

# David Price, Continued

## In the Community

David runs a foundation, Project One Four, which supports youth programs that provide opportunities to learn life skills in a safe and supportive environment...The foundation has raised over \$449,000...In February 2016, he and his foundation broke ground on a new "Miracle Field"—a rubberized baseball field designed for children and young adults with special needs—in his hometown of Murfreesboro, TN, the 2nd such field funded by Project One Four...In January 2016, earned the American Baseball Coaches Association's Honor Award at the ABCA Convention Honors Luncheon in Nashville...Holds an annual Bowl for Kids Sake benefit for Big Brothers Big Sisters...While in Detroit, participated in the Tigers Dreams Come True program and attended the Annual Ilitch Charities Celebrity Golf Classic...In 2012 and 2013, was the Rays' nominee for MLB's Roberto Clemente Award for his sportsmanship and community involvement...With the Rays, volunteered and donated approximately \$10,000 to the Miracle League of St. Petersburg, which provides kids with disabilities the opportunity to play outdoors in a safe, fun-filled environment...As part of the Rays South St. Petersburg Neighborhood initiative, helped create the Dugout Club program in 2010, sponsored recreation centers in South St. Petersburg each summer, and served as a role model, teaching the kids about staying healthy, positive, involved and smart.

## David Price's Career Record

YEAR	CLUB	W-L	ERA	G	GS	CG	SHO	SV	IP	H	R	ER	HR	HB	BB	SO	WP	BK
2008	Vero Beach	4-0	1.82	6	6	0	0	0	34.2	28	7	7	0	0	7	37	1	0
	Montgomery	7-0	1.89	9	9	1	0	0	57.0	42	13	12	7	4	16	55	1	0
	Durham	1-1	4.50	4	4	0	0	0	18.0	22	10	9	0	0	9	17	1	0
TAMPA BAY		0-0	1.93	5	1	0	0	0	14.0	9	4	3	1	1	4	12	0	0
2009	Durham	1-4	3.93	8	8	0	0	0	34.1	28	20	15	5	1	18	35	0	0
	TAMPA BAY	10-7	4.42	23	23	0	0	0	128.1	119	72	63	17	4	54	102	2	0
2010	TAMPA BAY	19-6	2.72	32	31	2	1	0	208.2	170	71	63	15	5	79	188	5	3
2011	TAMPA BAY	12-13	3.49	34	34	0	0	0	224.1	192	93	87	22	9	63	218	2	0
2012	TAMPA BAY	20-5	2.56	31	31	2	1	0	211.0	173	63	60	16	5	59	205	8	1
2013	Charlotte	1-0	1.23	2	2	0	0	0	7.1	4	2	1	0	0	3	12	1	0
	TAMPA BAY	10-8	3.33	27	27	4	0	0	186.2	178	78	69	16	3	27	151	6	0
2014	TAMPA BAY	11-8	3.11	23	23	2	0	0	170.2	156	68	59	20	5	23	189	2	0
	DETROIT	4-4	3.59	11	11	1	0	0	77.2	74	32	31	5	0	15	82	0	0
2015	DETROIT	9-4	2.53	21	21	3	1	0	146.0	133	50	41	13	3	29	138	3	0
	TORONTO	9-1	2.30	11	11	0	0	0	75.1	57	20	19	4	0	18	87	1	0
<b>Major League Totals</b>		<b>104-56</b>	<b>3.09</b>	<b>218</b>	<b>213</b>	<b>14</b>	<b>3</b>	<b>0</b>	<b>1441.2</b>	<b>1261</b>	<b>551</b>	<b>495</b>	<b>129</b>	<b>35</b>	<b>371</b>	<b>1372</b>	<b>29</b>	<b>4</b>
<b>Minor League Totals</b>		<b>14-5</b>	<b>2.62</b>	<b>29</b>	<b>29</b>	<b>1</b>	<b>0</b>	<b>0</b>	<b>151.1</b>	<b>124</b>	<b>52</b>	<b>44</b>	<b>12</b>	<b>5</b>	<b>53</b>	<b>156</b>	<b>4</b>	<b>0</b>

- 2004 Selected by the Los Angeles Dodgers in the 19th round of the June Draft (did not sign)
- 2007 Signed by the Tampa Bay Devil Rays as the first overall selection in the June Draft
- 2014 Acquired by the Detroit Tigers in a 3-team deal with Detroit sending OF Austin Jackson to Seattle and INF Willy Adames and LHP Drew Smyly to Tampa Bay; Seattle sent INF Nick Franklin to Tampa Bay on 7/31
- 2015 Acquired by the Toronto Blue Jays in exchange for LHPs Jairo Labourt, Matt Boyd, and Daniel Norris on 7/30
- 2015 Signed by the Boston Red Sox as a free agent on 12/4

## Division Series Record

YEAR	CLUB	W-L	ERA	G	GS	CG	SHO	SV	IP	H	R	ER	HR	HB	BB	SO	WP	BK
2010	TB vs. TEX	0-2	4.97	2	2	0	0	0	12.2	17	8	7	2	0	0	14	0	0
2011	TB vs. TEX	0-1	4.05	1	1	0	0	0	6.2	7	3	3	1	0	1	3	1	0
2013	TB vs. BOS	0-1	9.00	1	1	0	0	0	7.0	9	7	7	2	0	2	5	0	0
2014	DET vs. BAL	0-1	2.25	1	1	0	0	0	8.0	5	2	2	1	1	2	6	0	0
2015	TOR vs. TEX	1-1	7.20	2	1	0	0	0	10.0	11	8	8	2	2	2	7	0	0
<b>Division Series Totals</b>		<b>1-6</b>	<b>5.48</b>	<b>7</b>	<b>6</b>	<b>0</b>	<b>0</b>	<b>0</b>	<b>44.1</b>	<b>49</b>	<b>28</b>	<b>27</b>	<b>8</b>	<b>3</b>	<b>7</b>	<b>35</b>	<b>1</b>	<b>0</b>

## League Championship Series Record

YEAR	CLUB	W-L	ERA	G	GS	CG	SHO	SV	IP	H	R	ER	HR	HB	BB	SO	WP	BK
2008	TB vs. BOS	1-0	0.00	3	0	0	0	1	2.1	0	0	0	0	0	2	4	0	0
2015	TOR vs. KC	0-1	5.40	2	2	0	0	0	13.1	11	8	8	2	0	1	16	0	0
<b>LCS Totals</b>		<b>1-1</b>	<b>4.60</b>	<b>5</b>	<b>2</b>	<b>0</b>	<b>0</b>	<b>1</b>	<b>15.2</b>	<b>11</b>	<b>8</b>	<b>8</b>	<b>2</b>	<b>0</b>	<b>3</b>	<b>20</b>	<b>0</b>	<b>0</b>

## World Series Record

YEAR	CLUB	W-L	ERA	G	GS	CG	SHO	SV	IP	H	R	ER	HR	HB	BB	SO	WP	BK
2008	TB vs. PHI	0-0	2.70	2	0	0	0	0	3.1	2	2	1	1	0	2	4	0	0

## All-Star Game Record

YEAR	CLUB	W-L	ERA	G	GS	CG	SHO	SV	IP	H	R	ER	HR	HB	BB	SO	WP	BK
2010	AL at LAA	0-0	0.00	1	1	0	0	0	2.0	1	0	0	0	0	1	0	0	
2011	AL at ARI																	
2012	AL at KC	0-0	0.00	1	0	0	0	0	1.0	0	0	0	0	0	0	0	0	0
2014	AL at MIN																	
2015	AL at CIN	1-0	0.00	1	0	0	0	0	1.0	0	0	0	0	0	0	2	0	0
<b>All-Star Game Totals</b>		<b>1-0</b>	<b>0.00</b>	<b>3</b>	<b>1</b>	<b>0</b>	<b>0</b>	<b>0</b>	<b>4.0</b>	<b>1</b>	<b>0</b>	<b>0</b>	<b>0</b>	<b>0</b>	<b>0</b>	<b>3</b>	<b>0</b>	<b>0</b>

## Career Fielding Record

YEAR	CLUB	POS	PCT.	G	GS	PO	A	E	TC	DP
2008	TAMPA BAY	P	1.000	5	1	0	1	0	1	0
2009	TAMPA BAY	P	.957	23	23	5	17	1	23	0
2010	TAMPA BAY	P	1.000	32	31	8	22	0	30	2
2011	TAMPA BAY	P	.900	34	34	13	23	4	40	2
2012	TAMPA BAY	P	.919	31	31	6	28	3	37	4
2013	TAMPA BAY	P	1.000	27	27	7	25	0	32	0
2014	TAMPA BAY	P	.947	23	23	3	15	1	19	1
	DETROIT	P	1.000	11	11	1	3	0	4	0
2015	DETROIT	P	.929	21	21	9	17	2	28	1
	TORONTO	P	1.000	11	11	5	6	0	11	0
	<b>Career Totals</b>	<b>P</b>	<b>.951</b>	<b>218</b>	<b>213</b>	<b>57</b>	<b>157</b>	<b>10</b>	<b>225</b>	<b>10</b>

## Career Batting Totals

	AVG	G	AB	R	H	2B	3B	HR	RBI	SH	SF	HB	BB	SO	SB	CS	E
Major League Totals	.054	218	37	0	2	0	0	0	0	0	0	0	2	16	0	0	10

## Career Single-Game Highs

<b>INNINGS PITCHED</b>	9.0, 13 times, last 6/12/15 for DET vs. CLE
<b>LOW-HIT COMPLETE GAME</b>	1, 8/21/14 for DET at TB (8.0 IP)
<b>STRIKEOUTS</b>	14, 8/28/11 at TOR
<b>HITS ALLOWED</b>	13, 5/8/15 for DET vs. KC
<b>RUNS ALLOWED</b>	10, 6/23/09 vs. PHI
<b>WALKS ALLOWED</b>	6, 6/11/09 vs. LAA
<b>HOME RUNS ALLOWED</b>	3, 4 times, last 5/16/15 for DET at STL
<b>WINNING STREAK</b>	8, 6/19-8/16/12
<b>EJECTIONS (2)</b>	6/13/11 at DET (HP, J. Tumpane) 7/1/11 vs. STL (2B, D. DeMuth)
<b>SCORELESS INNINGS STREAK</b>	21.0, 9/28/14-4/11/15 for DET

## RED SOX ALL-TIME TEAMS

## Voted By Fans In 1982

## FIRST TEAM

<b>C</b>	Carlton Fisk
<b>1B</b>	Jimmie Foxx
<b>2B</b>	Bobby Doerr
<b>3B</b>	Rico Petrocelli
<b>SS</b>	Rick Burleson
<b>OF</b>	Ted Williams
<b>OF</b>	Carl Yastrzemski
<b>OF</b>	Dwight Evans
<b>RHP</b>	Cy Young
<b>LHP</b>	Babe Ruth
<b>REL</b>	Dick Radatz
<b>MGR</b>	Dick Williams

## SECOND TEAM

<b>C</b>	Birdie Tebbetts
<b>1B</b>	George Scott
<b>2B</b>	Jerry Remy
<b>3B</b>	Frank Malzone
<b>SS</b>	Johnny Pesky
<b>OF</b>	Jim Rice
<b>OF</b>	Dom DiMaggio
<b>OF</b>	Fred Lynn
<b>RHP</b>	Luis Tiant
<b>LHP</b>	Lefty Grove
<b>REL</b>	Sparky Lyle
<b>MGR</b>	Joe Cronin

## Voted By Fans In 1969

<b>C</b>	Birdie Tebbetts
<b>1B</b>	Jimmie Foxx
<b>2B</b>	Bobby Doerr
<b>3B</b>	Frank Malzone
<b>SS</b>	Joe Cronin
<b>OF</b>	Ted Williams
<b>OF</b>	Carl Yastrzemski
<b>OF</b>	Tris Speaker
<b>RHP</b>	Cy Young
<b>LHP</b>	Lefty Grove

**GREATEST PLAYER:** Ted Williams**GREATEST PLAYER:** Ted Williams

# 13 HANLEY RAMIREZ

1B



**Bats:** Right • **Throws:** Right • **Height:** 6-2 • **Weight:** 235

**Opening Day Age:** 32 • **MLB Service:** 10 years, 14 days

**Born:** 12/23/1983 in Samana, DR

**Resides:** Samana, DR

**Acquired:** Signed as a free agent on 11/25/2014

**Contract Status:** Signed through 2018

## Career Highlights

✦ Entering 2nd year of a 4-year contract with the Red Sox signed in November 2014...Marks his 2nd stint with the organization, which signed him as an international free agent out of the Dominican Republic in 2000...Was the Red Sox' top prospect entering the 2003, 2004, and 2005 seasons...Made ML debut with 2 games for BOS in late 2005...The following offseason, was traded to the Marlins as part of a 7-player deal that brought Mike Lowell and Josh Beckett to the Red Sox.

✦ Veteran of 11 ML seasons between the Red Sox (2005, 2015), Marlins (2006-12), and Dodgers (2012-14) has a .296 AVG, .367 OBP, and .494 SLG with 210 HR and 267 SB in 1,328 career games.

✦ In first 9 full ML seasons from 2006-14, ranked among NL leaders in AVG (8th, .300), hits (4th, 1,403), SB (4th, 261), 2B (3rd, 303), HR (13th, 191), XBH (5th, 524), and RBI (16th, 654).

✦ Since being acquired by the Dodgers on 7/25/12, has hit .311 (118-for-380) with runners in scoring position.

✦ Converting to 1B this offseason...Previous primary position was SS before playing LF in 2015...Has also played 99 games at 3B in 2012 (98) and 2015 (1).

✦ Earned starts as the NL's All-Star SS in 3 consecutive years from 2008-10.

✦ Named the SS on the NL's Louisville Slugger Silver Slugger Team in back-to-back years in 2008 and 2009...In 2008, hit .301 with 33 HR and led the majors with 125 runs scored...In 2009, topped the NL with a .342 AVG, drove in a career-high 106 runs, and finished 2nd in NL MVP voting.

✦ Chosen as NL Rookie of the Year in 2006, when he led ML rookies with a .292 AVG, 185 hits, 11 3B, 74 XBH, 119 runs, and 51 SB in 158 games.

✦ Is 1 of 14 players with at least 10 HR in each of the last 10 years beginning in 2006, his 1st full big league campaign...Also had at least 10 SB in the first 9 of those seasons (2006-14).

✦ Joins Ryan Braun, Miguel Cabrera, Adrian Gonzalez, Matt Holliday, Albert Pujols, Alex Rodriguez, and David Wright as the only active major leaguers to begin the 2016 season with at least a .290 AVG, .360 OBP, and .490 SLG in 5,000 or more PA.

✦ Hit at least 20 HR over each of his first 5 full ML seasons from 2006-10...Has totaled at least 20 HR and 20 SB in a season 5 times, 3rd most among active players behind Carlos Beltran (7) and Alex Rodriguez (6).

✦ Has hit .356 (16-for-45) with 7 XBH and 9 RBI in 13 career postseason games, all with LAD in 2013 and 2014.

✦ Still ranks among Marlins all-time leaders in games (4th, 943), hits (2nd, 1,103), AVG (2nd, .300), runs (2nd, 666), 2B (2nd, 232), 3B (3rd, 26), HR (3rd, 148), RBI (4th, 482), SB (2nd, 230), OBP (2nd, .374), and SLG (2nd, .499).

✦ Played for the Dominican Republic in the World Baseball Classic in both 2009 and 2013...The 2013 DR team won all 8 games en route to the WBC title.

**2015: Played in 105 games before missing the final month of the season on the DL with right shoulder inflammation...Began the season as the Sox' starting LF, his 1st career action outside of SS (1,077 G) and 3B (98 G).**

✦ Hit .308 with a .354 OBP and .575 SLG in 31 day games (37-for-120, 9 HR, 3B, 3 2B, 27 RBI, 26 R).

✦ Placed 3rd on the team with both 13 go-ahead RBI and 8 game-winning RBI...Among AL players with no more than 105 games, ranked T-2nd in game-winning RBI.

✦ Made his 1st career Red Sox start on Opening Day (4/6 at PHI), 10 seasons after his ML debut with BOS in 2 games in late 2005...Went 2-for-4 with a grand slam, a solo HR, and 5 RBI, becoming the 1st player with at least 2 HR and 5 RBI in his 1st start for the Red Sox (source: Elias)...Was the 1st player to make such a debut with any team since Richie Sexson with the 2005 Mariners (2 HR, 5 RBI)...Grand slam was the 3rd on Opening Day in club history, along with Jack Clark (1991) and Carlton Fisk (1973).

✦ Started the game on 4/14 vs. WSH in LF, but moved to 3B to begin the 6th inning...Marked his only appearance outside of LF all year.

✦ Recorded his second 2-HR game of the season on 4/26 at BAL...Joined Manny Ramirez (2001, 2005), Brian Daubach (2001), Carlton Fisk (1973), George Scott (1966), and Vern Stephens (1949) as the only Red Sox with more than 1 multi-homer performance prior to the 20th game of the year.

✦ Hit his 200th career HR on 4/28 vs. TOR.

## Hanley Ramirez, Continued

✦ Hit his 10th HR of the season on 4/29 vs. TOR, tying the franchise record for HR entering May (also David Ortiz in 2006)...It tied his career high for HR in any single month (also June 2008 with FLA)...Was the 1st Red Sox ever with as many as 10 HR and 22 RBI in a single April...His 10 HR and 22 RBI in April were both tied with SEA's Nelson Cruz for the ML lead in the month.

✦ According to Elias, was only the 7th player in ML history with 10 or more HR prior to May after joining a new team in the offseason...Dave Kingman (1984 OAK), Andres Galarrraga (1998 ATL), Jose Canseco (1999 TB), Jim Thome (2006 CWS), Justin Upton (2013 ATL), and Jose Abreu (2014 CWS) also accomplished the feat.

✦ Each of his first 10 XBH of the season was a HR...According to Elias, was the 1st player to homer for at least his first 10 XBH of a season since Mark McGwire in 1990 (also 10).

✦ On 5/4 vs. TB, was removed from the game in the 1st inning after crashing into the LF wall in foul territory...Missed the team's next 3 games with a left shoulder sprain.

✦ Hit .341/.379/.534 during a 24-game stretch from 5/28-6/24 (30-for-88, 2 2B, 5 HR, 15 RBI, 6 BB, 17 R)...Recorded 12 multi-hit games and led the team in runs, HR (tied), and RBI (tied) in that span...Homed in back-to-back games on 5/28 and 5/29 at TEX.

✦ Missed 6 games from 6/25-30 with a left hand contusion...Slugged .585 in his next 10 games from 7/1-12, with 6 of his 9 hits in that span going for extra bases (4 HR, 3B, 2B)...Homed on 7/2 at TOR, 7/3 vs. HOU, and 7/5 vs. HOU.

✦ Played in only 28 games after the All-Star break, batting .183 (20-for-109) with a .211 OBP and .239 SLG...Placed on the 15-day DL with right shoulder inflammation on 9/5 (retro to 8/27) and missed the club's final 35 games.

**2014: Hit .283 (127-for-449) with 35 2B, 13 HR, 71 RBI, 56 BB, and 14 SB in 128 games for the division-champion Dodgers as the club's primary SS.**

✦ Ranked 2nd among primary NL shortstops with a .283 AVG...Paced big league SS in OBP (.369), SLG (.448), and OPS (.817).

✦ Averaged 6.3 AB/RBI, the 10th-best mark in the NL.

✦ Had a .303 AVG/.393 OBP/.459 SLG line in 64 road games.

✦ Hit .321 (44-for-137) with RISP, 8th best in the NL...His 23 hits with RISP and 2 outs ranked 2nd in the NL, 1 shy of MIA's Casey McGehee (24).

✦ Ranked 10th in the NL in both OBP (.369) and RBI ratio (6.3 AB/RBI)...Had the 13th-fewest PA/BB (9.1) among NL qualifiers.

✦ Started 54 games in the No. 3 spot of the lineup...Also made starts batting 2nd (28), 4th (24), and 5th (15).

✦ Placed on the 15-day DL with a right oblique strain on 8/10 (retro to 8/9).

✦ Matched single-game high for the 15th and 16th times with 2 HR on 4/6 vs. SF and 5/31 vs. PIT.

✦ Hit 1st career walk-off HR on 8/2 vs. CHC, a 3-run shot off Blake Parker in the 12th inning.

✦ Returned from the DL on 8/24 and hit .305 (29-for-95) in his remaining 28 regular season games.

✦ Hit .440 (22-for-50) over his last 16 contests beginning on 9/8 to raise his season-ending AVG from .263 to .283.

**POSTSEASON:** Hit .429 (6-for-14, 2B, 2 RBI, BB, SB) in the Dodgers' 4 NLDS games against the Cardinals.

**2013: Had a career-best .345 AVG and knocked 20 HR in 86 games in an injury-shortened season...Was LAD's nominee for the Hank Aaron Award.**

✦ Among major leaguers with at least 300 PA, ranked 1st in SLG (.638)...Among that group, led the NL in AVG (.345) and OPS (1.040), both 2nd in MLB to Miguel Cabrera (.348 AVG, 1.078 OPS).

✦ Averaged a HR every 15.2 AB, 6th best in the majors and 2nd in the NL (min. 300 AB).

✦ LAD went 51-26 (.662) in the 77 games he started and went 36-7 (.837) when he scored at least 1 run.

✦ Batted .368 (25-for-68) with RISP and .351 (46-for-131) with runners on base.

✦ Had full months with an AVG of at least .365 in June (.375, 24-for-64), July (.365, 38-for-104), and Sept. (.370, 20-for-54).

✦ Missed 52 games between 2 DL stints...Totaled 5 games with High-A Rancho Cucamonga over a pair of rehab stints.

✦ Started the season on the 15-day DL after having surgery on 3/22 to repair the ligament in his right thumb...Suffered the injury while playing in the World Baseball Classic Championship for Team Dominican Republic.

✦ Reinstated to the Dodgers on 4/29 and played 4 games (.455, 5-for-11, 2 2B, HR) before returning to the 15-day DL on 5/4 with a left hamstring strain suffered on 5/3 at SF.

✦ Returned from 2nd DL stint on 6/4 and played in 48 of the club's next 51 games through 8/1, batting .364 (63-for-173).

✦ Posted a career-best 19-game hitting streak from 6/19-7/8 (.486, 36-for-74, 6 2B, 2 3B, 6 HR, 18 RBI)...That stretch also began a career-long 36-game on-base streak through 7/30 (.410 AVG, 59-for-144, 13 BB, HBP, .462 OBP).

**POSTSEASON:** Batted .323 (10-for-31) with 4 2B, 3B, HR, and 7 RBI in 9 postseason games as the Dodgers lost in the NLCS...Hit .500 (8-for-16) in the NLDS vs. ATL, tying the all-time record for a single Division Series with 6 XBH (4 2B, 3B, HR)...Went 2-for-15 in NLCS play vs. STL while battling a rib fracture.

### 2013 MLB SLUGGING PERCENTAGE LEADERS (MIN. 300 PA)

1.	<b>Hanley Ramirez</b>	<b>LAD</b>	<b>.638</b>
2.	Miguel Cabrera	DET	.636
3.	Chris Davis	BAL	.634
4.	Carlos Gonzalez	COL	.591
5.	<b>David Ortiz</b>	<b>BOS</b>	<b>.564</b>

## Hanley Ramirez, Continued

**2012: Batted a combined .257 (155-for-604) with 24 HR and 92 RBI in 157 games with the Dodgers and Marlins.**

- 👉 Acquired by LAD along with LHP Randy Choate from MIA on 7/25 in exchange for RHP Nathan Eovaldi and minor league RHP Scott McGough.
- 👉 Tied with Adrian Beltre, Hunter Pence, and Albert Pujols for the MLB lead with 19 game-winning RBI, including 7 with the Dodgers.
- 👉 Finished T-15th in the NL with 92 RBI...Knocked in 44 runs with LAD, the 8th most RBI in the NL from 7/25 through the end of the season.
- 👉 Batted .338 (23-for-68) with RISP as a Dodger...Overall, went 5-for-11 (.455) with the bases loaded.
- 👉 Saw 97 games at 3B between the 2 clubs, his 1st career action at any defensive position other than SS.
- 👉 Hit .275 (61-for-222) as a SS and .249 (93-for-373) at 3B.
- 👉 Homered twice on 6/2 at PHI for the 12th multi-HR game of his career, passing Mike Lowell and Dan Uggla (11 each) for the most by a Marlin (since passed by Giancarlo Stanton).
- 👉 Ranked among August NL leaders in HR (T-5th, 7) and RBI (2nd, 26) in 28 games...Batted .290 (31-for-110) during the month.
- 👉 On 7/25, became just the 4th Dodger to hit a 3B in his 1st PA with the club, 1st since Tyler Houston on 7/26/02 at SF.
- 👉 Hit the 150th HR of his career on 8/16 at PIT, a 2-run shot off A.J. Burnett.
- 👉 Reached 500 career RBI with a 3-RBI game on 8/12 at MIA.
- 👉 Following the season, played for Licey in the Dominican Winter League and for the Dominican Republic in the Caribbean Series.

**2011: Had season cut short by 2 trips to DL, the 1st of his career...Batted a career-low .243 in 92 games.**

- 👉 First injury was a left back strain that placed him on the 15-day DL from 6/5-14 (retro to 5/30), a stretch during which MIA went 2-13.
- 👉 Suffered a left shoulder sprain on 8/2 and was placed on the 15-day DL on 8/10 (retro to 8/3)...Transferred to the 60-day DL on 9/6, ending his season...Marlins went 17-34 during his 2nd DL stint.
- 👉 Dr. James Andrews performed surgery to repair the shoulder on 9/15 in Pensacola, FL.
- 👉 Hit 4th for the 1st time in his career on 6/21 vs. LAA and batted .304 (42-for-138) with a .385 OBP, 23 runs, 9 2B, 6 HR, and 28 RBI in the last 37 games of the season, all from the cleanup spot.
- 👉 On 6/2 at TEX, became the 1st player in Marlins history to hit a grand slam in the 1st inning from the 4th spot in the lineup (Source: Elias Sports Bureau)...Went deep again in the 7th inning for his 11th career multi-HR game to tie Mike Lowell and Dan Uggla for the then-franchise record.
- 👉 Recorded 1,000th career hit at CHC on 7/15.
- 👉 On 7/18 in make-up game at NYM, passed Jeff Conine for 2nd place in franchise history in hits, with 1,007.

**2010: For the 4th straight season, batted .300 or better (.300) with 20 or more HR (21) and more than 20 SB (32).**

- 👉 Voted the NL's starting SS at the All-Star Game for a 3rd straight season...Also picked up 2nd straight Silver Slugger Award.
- 👉 Ranked 2nd on the club with 92 runs and 163 hits, while ranking 3rd in 2B (28), HR, and RBI (76) in 142 games.
- 👉 Became just the 2nd player in club history to record 4 seasons with 30+ SB (also 2006-08).
- 👉 In a series at NYM from 8/24-26, tallied 10 hits in 15 AB...Was the 3rd Marlin to have 10 hits over 3 games, joining Luis Castillo in 2003 and Preston Wilson in 2001 (Source: Elias Sports Bureau).
- 👉 Became the 1st NL SS to start 3 straight All-Star Games since Ozzie Smith was penciled in 10 straight years from 1983-92.
- 👉 Went 0-for-3 in the All-Star Game, held on 7/13 in LAA...Took 2nd place with 26 homers in his 1st appearance in the State Farm Home Run Derby, finishing behind David Ortiz (32 HR).
- 👉 On 8/7 vs. STL, hit a leadoff HR and delivered a walk-off hit in the 10th inning with an RBI double...Was the 1st player in franchise history to accomplish both feats in the same game...Was also his 1st career walk-off hit.

**2009: Became the 1st Marlin to win an NL batting title (.342 AVG)...Named an All-Star for the 2nd straight year.**

- 👉 Won 1st Silver Slugger Award with 24 HR and a career-high 106 RBI.
- 👉 Ranked among NL leaders in hits (3rd, 197), runs (T-8th, 101), 2B (T-5th, 42), RBI (T-6th, 106), SB (T-6th, 27), OBP (6th, .410), and SLG (11th, .543).
- 👉 Batted .373 (57-for-153) with RISP, 3rd best in the NL, and .351 (94-for-268) with runners on base.
- 👉 Led the NL with a .352 AVG (147-for-418) against RHP...Had the majors' top road AVG at .353 (97-for-275).
- 👉 Named Marlins MVP by the South Florida chapter of the BBWAA for the 3rd consecutive year.

### MOST 20-HR/20-SB SEASONS AMONG ACTIVE PLAYERS

1.	Carlos Beltran	7
2.	Alex Rodriguez	6
3.	<b>Hanley Ramirez</b>	<b>5</b>
4.	Ryan Braun	4
	Carlos Gonzalez	4
	Jimmy Rollins	4
	Grady Sizemore	4



## Hanley Ramirez, Continued

- 🔥 Was the 10th SS in ML history (5th in NL) to win a batting title, marking 19th time overall a SS accomplished the feat...Was the 1st NL SS to win the title since Dick Groat in 1960 (Source: Elias Sports Bureau).
- 🔥 Batted .357 (5-for-14) with the bases loaded and tied the club single-season record with 3 grand slams.
- 🔥 Hit 1st career grand slam on Opening Day vs. WSH off Steven Shell...Was the 3rd Marlin in club history to hit an Opening Day grand slam...Also hit grand slams on 6/23 and 6/25, both vs. BAL.
- 🔥 Drove in a run in 10 straight games from 6/21-7/1 to set a new club record...Was the 1st NL SS ever with 10 consecutive games with an RBI.
- 🔥 Served as the leadoff hitter for the NL in the All-Star Game on 7/14 in STL (0-for-3).
- 🔥 Hit in 16 games in a row from 8/5-21 (.461, 35-for-76).
- 🔥 Ranked 3rd in the NL with a .395 AVG (45-for-114) in 28 August games.
- 🔥 With his HR on 9/6, became 4th-fastest SS (595 games) to reach 100 HR.

### 2008: Hit a career-high 33 HR and batted .301 with 35 SB and 67 RBI for the Marlins.

- 🔥 Marked his 3rd straight season with at least 30 SB...Became the 4th SS ever to have a 30-HR/30-SB season, along with PHI's Jimmy Rollins in 2007, SEA's Alex Rodriguez in 1998, and CIN's Barry Larkin in 1996.
- 🔥 Combined with Mike Jacobs (32) and Dan Uggla (32) to become only the 2nd infield trio in MLB history to each record 30+ HR in same season, joining the 2001 Oakland Athletics' Jason Giambi (38), Eric Chavez (32), and Miguel Tejada (31).
- 🔥 Led the NL with a career-high-tying 125 runs and ranked among NL leaders in AVG (13th), hits (T-10th, 177), HR (T-9th), BB (T-6th, 92), SB (T-7th), OBP (5th, .400), and SLG (7th, .540).
- 🔥 Received 1st career All-Star nod, voted in as starting SS on the NL squad...Became the 1st Marlin to start the season with the team and be elected a starter (Gary Sheffield was voted a starter in 1993 after late-June trade from SD)...Went 2-for-3 with an error in 7/15 exhibition at Yankee Stadium.
- 🔥 Earned NL Player of the Month honors for June (.298, 34-for-114, 27 R, 6 2B, 3B, 10 HR, 15 RBI)...Led the NL in runs, HR, and total bases (72) for the month.
- 🔥 On 6/29 vs. ARI and 6/30 vs. WSH, hit game-tying homers in 9th inning, with the Marlins going on to win both games...Was the 1st player to hit a game-tying HR in the 9th inning on consecutive days since MIN's Gary Gaetti from 5/17-18/89.
- 🔥 Collected the only Marlins hit, a HR, on 6/26 vs. Tampa Bay.

#### NL LEADERS IN HITS, 2006-14

1.	Matt Holliday	1,475
2.	David Wright	1,449
3.	Brandon Phillips	1,441
4.	<b>Hanley Ramirez</b>	<b>1,403</b>
5.	Jimmy Rollins	1,402

- 🔥 Recorded 500th career hit on 7/4 at COL, becoming the fastest Marlin to reach 500 hits (397 games), breaking Juan Pierre's previous record of 398 games.
- 🔥 Had 23 HR and 23 SB at the All-Star break, just the 10th player (14th time) to accomplish the feat since 1963.
- 🔥 **2007: Had a career-high 212 hits in 2nd full ML season...Tied for 2nd most hits in the NL and marked the 2nd most in Marlins history after Juan Pierre's 221 hits in 2004.**

- 🔥 Batted .332 with 29 HR and 81 RBI...Also ranked 3rd in the NL with 51 SB, matching his career-high total for a 2nd straight season.
- 🔥 His career-high .562 SLG ranked 8th in the NL...Was T-4th in the NL with 83 XBH, tied with Dan Uggla for the club lead...T-3rd in the NL with a career-high 48 doubles.
- 🔥 Established a single-season club record and ranked 2nd in the NL with 125 runs.
- 🔥 Had 81 XBH as a SS while PHI's Jimmy Rollins had 88...Prior to 2007, the only NL player with 81 or more XBH as a SS was Ernie Banks, who did it twice: 1955 (82) and 1958 (81).
- 🔥 Batted .399 (59-for-148) against left-handers, the 3rd-highest mark in the NL.
- 🔥 Went 4-for-4 with 2 2B and a SB on 4/2 at WSH, becoming the 3rd player in 50 years to have 4+ hits and score 4+ runs in a 9-inning season opener.
- 🔥 Hit .424 (36-for-85) with 6 HR and 21 RBI in 22 games in July.
- 🔥 Hit 1st career pinch-hit HR on 7/3 at SD.

### 2006: Named NL Rookie of the Year in 1st full ML season and 1st season with the Marlins.

- 🔥 Led ML rookies in AVG (.292), hits (185), 3B (11), XBH (74), runs (119), and SB (51) in 158 games.
- 🔥 His .292 AVG was the highest by a rookie since NYY's Robinson Cano hit .297 in 2005 and highest in the NL since COL's Aaron Miles hit .293 in 2004.
- 🔥 His 185 hits were the most by an NL rookie since Albert Pujols had 194 in 2001.
- 🔥 Had the most runs by an NL rookie since Dick Allen scored 125 in 1964...Since 1956, only 3 NL rookies had scored more runs: CIN's Vada Pinson (131, 1959), PHI's Dick Allen (125, 1964), and CIN's Frank Robinson (122, 1956).
- 🔥 His 46 doubles were the 6th-highest total for a rookie in MLB history.
- 🔥 Became the 5th MLB player since 1900 to hit 45+ doubles and have 50+ SB, joining DET's Ty Cobb (47 2B, 83 SB in 1911), BOS' Tris Speaker (53 2B, 52 SB in 1912), STL's Lou Brock (46 2B, 62 SB in 1968), and HOU's Craig Biggio (51 2B, 50 SB in 1998).

## Hanley Ramirez, Continued

- 🔥 Was the 1st NL rookie to score at least 110 runs with at least 50 SB...Joined SEA's Ichiro Suzuki (127 R, 56 SB in 2001) as the only rookies since 1900 with 115 or more runs and 50 or more SB.
- 🔥 Became the second NL rookie ever to hit 17 HR while playing at least 100 games at SS, joining CHC's Ernie Banks (19 HR in 1954).
- 🔥 Hit 7 leadoff HR, tying BOS' Nomar Garciaparra (1997) for the ML record by a rookie...Established NL rookie record with his 6th leadoff HR on 9/24 at PHI.
- 🔥 Became 2nd ML rookie ever to hit 10 or more HR and steal 50 or more bases, joining PHI's Juan Samuel (15 HR, 72 SB in 1984).
- 🔥 Joined Garciaparra (30 HR, 122 R in 1997) as the only rookie SS ever with at least 15 HR and 100 runs scored.
- 🔥 Was the 1st Marlins player to record double-digit totals in 3B (11), HR (17), and SB (51), and the 1st ML rookie to do so since Jimmy Rollins in 2001 (12 3B, 14 HR, 46 SB).
- 🔥 Joined teammate Dan Uggla (105 R) to become second pair of rookie teammates ever to score 100 runs each, along with DET's Dale Alexander (110) and Roy Johnson (128) in 1929.
- 🔥 Was the Marlins' Opening Day SS on 4/3 at HOU, his 1st ever start...Recorded 1st ML hit with a single in the 1st inning off Roy Oswalt.
- 🔥 Slugged 1st big league HR off Eric Milton on 4/18 at CIN...Homed in his first 2 AB of that game in the 1st and 2nd innings.
- 🔥 With 43 hits in September, was the 1st rookie since BOS' Dave Stapleton in 1980 to lead MLB in that month.

**2005: Spent majority of the season with Double-A Portland before making ML debut in 2 games with the Red Sox as a September call-up.**

- 🔥 Recalled by the Red Sox on 9/19 and made ML debut on 9/20 at TB as a defensive replacement.
- 🔥 Went 0-for-2 with 2 strikeouts at the plate in the 2 games.
- 🔥 Led Portland with 26 SB while batting .271 with 21 2B, 6 HR, and 52 RBI in 122 games.
- 🔥 Batted .330 (35-for-106) with RISP.
- 🔥 Following the season, ranked by *Baseball America* as Boston's top prospect for a 3rd straight season.
- 🔥 On 11/24, traded to the Marlins along with RHPs Jesus Delgado, Harvey Garcia, and Anibal Sanchez in exchange for 3B Mike Lowell and RHPs Josh Beckett and Guillermo Mota.

**2004: Spent most of the season with High-A Sarasota and Double-A Portland...Also played 6 games for the Rookie-level Gulf Coast League Red Sox, combining for a .314 AVG (122-for-388), 6 HR, and 46 RBI.**

- 🔥 Earned Player of the Year honors for Sarasota and was a Florida State League mid-season All-Star.
- 🔥 Ended the year as Boston's best prospect, according to *Baseball America*.

**2003: Ranked 5th in the South Atlantic League with 36 SB, batting .275 with 8 HR and 50 RBI in 111 games for Single-A Augusta.**

- 🔥 After the season, ranked by *Baseball America* as the Red Sox' top prospect.

**2002: Combined to hit .352 (92-for-261) with 20 2B, 5 3B, 7 HR, 45 RBI, and 12 SB between the Rookie-level Gulf Coast League Red Sox and Short-A Lowell.**

- 🔥 Led the GCL in SLG (.555), was 2nd in AVG (.341), and T-3rd in HR (6)...Selected as a GCL All-Star and to *Baseball America*'s Rookie League All-Star Team.

- 🔥 Named Lowell's Player of the Year after hitting .371 with 19 RBI in 22 games following his 8/10 promotion.

**2001: Named the Red Sox' Dominican Summer League Player of the Year in his professional debut.**

- 🔥 Hit .345 (68-for-197) in 54 games.

### Personal

- 🔥 Full name: Hanley Ramirez.
- 🔥 Signed by Levy Ochoa (Red Sox).
- 🔥 Married to Elizabeth and has 3 children: sons Hanley Jr. and Hansel, and daughter Hailey.
- 🔥 Attended Adbentista High School in the DR.

### In the Community

Hanley works closely with the Ministry-of-Giving non-profit organization in Weston, FL...Through their combined efforts, has assisted children in Santo Domingo and Samana in the Dominican Republic by donating school supplies to students in need every August, and distributing toys to underprivileged children on the Three Kings Day holiday each January...Since joining the Red Sox, has been on hand for both of the club's Winter Weekend events, taking part in autograph and photo sessions with fans...In 2015, participated in the Ice Bucket Challenge, attended the Red Sox Foundation's Picnic in the Park, met with Jimmy Fund patients in Fort Myers and at Fenway Park, and greeted fans at the gates before a home game...During spring training, attended the Red Sox Foundation's Casino Night.

# Hanley Ramirez, Continued

## Hanley Ramirez's Career Record

YEAR	CLUB	AVG	G	AB	R	H	2B	3B	HR	RBI	SH	SF	HB	BB	SO	SB	CS	E
2001	DSL Red Sox	.345	54	197	32	68	18	2	5	34	0	3	4	15	22	13	4	-
2002	GCL Red Sox	.341	45	164	29	56	11	3	6	26	0	2	2	16	15	8	6	20
	Lowell	.371	22	97	17	36	9	2	1	19	0	2	2	4	14	4	3	7
2003	Augusta	.275	111	422	69	116	24	3	8	50	5	3	2	32	73	36	13	36
2004	GCL Red Sox	.400	6	20	5	8	0	1	0	7	0	2	2	2	3	1	0	3
	Sarasota	.310	62	239	33	74	8	4	1	24	2	1	4	17	39	12	7	16
	Portland	.310	32	129	26	40	7	2	5	15	0	0	0	10	26	12	3	3
2005	Portland	.271	122	465	66	126	21	7	6	52	5	3	7	39	62	26	13	22
	BOSTON	.000	2	2	0	0	0	0	0	0	0	0	0	0	2	0	0	0
2006	FLORIDA	.292	158	633	119	185	46	11	17	59	5	2	4	56	128	51	15	26
2007	FLORIDA	.332	154	639	125	212	48	6	29	81	4	4	7	52	95	51	14	24
2008	FLORIDA	.301	153	589	125	177	34	4	33	67	0	4	8	92	122	35	12	22
2009	FLORIDA	.342	151	576	101	197	42	1	24	106	1	5	9	61	101	27	8	10
2010	FLORIDA	.300	142	543	92	163	28	2	21	76	0	5	7	64	93	32	10	16
2011	Jupiter	.476	6	21	6	10	1	1	0	4	0	0	0	1	2	1	0	1
	FLORIDA	.243	92	338	55	82	16	0	10	45	1	0	2	44	66	20	10	14
2012	MIAMI	.246	93	353	49	87	18	2	14	48	0	2	3	37	72	14	4	9
	LOS ANGELES-NL	.271	64	251	30	68	11	2	10	44	0	1	3	17	60	7	3	6
2013	Rancho Cuca.	.333	5	15	1	5	2	0	0	6	0	1	0	1	3	0	0	0
	LOS ANGELES-NL	.345	86	304	62	105	25	2	20	57	0	2	3	27	52	10	2	13
2014	LOS ANGELES-NL	.283	128	449	64	127	35	0	13	71	0	1	6	56	84	14	5	16
2015	BOSTON	.249	105	401	59	100	12	1	19	53	0	4	4	21	71	6	3	4
<b>Major League Totals</b>		<b>.296</b>	<b>1328</b>	<b>5078</b>	<b>881</b>	<b>1503</b>	<b>315</b>	<b>31</b>	<b>210</b>	<b>707</b>	<b>11</b>	<b>30</b>	<b>56</b>	<b>527</b>	<b>946</b>	<b>267</b>	<b>86</b>	<b>151</b>
<b>Minor League Totals</b>		<b>.305</b>	<b>465</b>	<b>1769</b>	<b>284</b>	<b>539</b>	<b>101</b>	<b>25</b>	<b>32</b>	<b>237</b>	<b>12</b>	<b>17</b>	<b>23</b>	<b>137</b>	<b>259</b>	<b>113</b>	<b>49</b>	<b>108</b>
<b>Red Sox Totals</b>		<b>.248</b>	<b>107</b>	<b>403</b>	<b>59</b>	<b>100</b>	<b>12</b>	<b>1</b>	<b>19</b>	<b>53</b>	<b>0</b>	<b>4</b>	<b>4</b>	<b>23</b>	<b>73</b>	<b>6</b>	<b>3</b>	<b>4</b>

Hanley Ramirez

- 2000 Signed by the Boston Red Sox as an international free agent on 7/2
- 2005 Acquired by the Florida Marlins with RHPs Harvey Garcia, Anibal Sanchez and Jesus Delgado in exchange for RHP Josh Beckett, INF Mike Lowell and RHP Guillermo Mota on 11/24
- 2011 On the disabled list with a strained left lower back, 5/30-6/13
- 2011 On the disabled list with a sprained left shoulder, 8/3 through remainder of season
- 2012 Acquired by the Los Angeles Dodgers with LHP Randy Choate in exchange for RHPs Nathan Eovaldi and Scott McGough on 7/25
- 2013 On the disabled list recovering from right thumb surgery, 3/22-4/29
- 2013 On the disabled list with a left hamstring strain, 5/4-6/3
- 2014 Signed by the Boston Red Sox as a free agent on 11/25
- 2015 On the disabled list with right shoulder inflammation, 8/27 through remainder of season

## Additional Batting Statistics

YEAR	CLUB	OBP	SLG	OPS	TB	GDP
2005	BOSTON	.000	.000	.000	0	0
2006	FLORIDA	.353	.480	.833	304	7
2007	FLORIDA	.386	.562	.948	359	10
2008	FLORIDA	.400	.540	.940	318	5
2009	FLORIDA	.410	.543	.954	313	9
2010	FLORIDA	.378	.475	.853	258	14
2011	FLORIDA	.333	.379	.712	128	6
2012	MIAMI	.322	.428	.749	151	11
	LOS ANGELES-NL	.324	.450	.774	113	6
2013	LOS ANGELES-NL	.402	.638	1.040	194	5
2014	LOS ANGELES-NL	.369	.448	.817	201	10
2015	BOSTON	.291	.426	.717	171	11
<b>Major League Totals</b>		<b>.367</b>	<b>.494</b>	<b>.861</b>	<b>2510</b>	<b>94</b>

## Division Series Record

YEAR	CLUB	AVG	G	AB	R	H	2B	3B	HR	RBI	SH	SF	HB	BB	SO	SB	CS	E
2013	LAD vs. ATL	.500	4	16	4	8	4	1	1	6	0	0	0	2	2	1	0	0
2014	LAD vs. STL	.429	4	14	2	6	1	0	0	2	0	0	1	1	0	1	0	0
<b>Division Series Totals</b>		<b>.467</b>	<b>8</b>	<b>30</b>	<b>6</b>	<b>14</b>	<b>5</b>	<b>1</b>	<b>1</b>	<b>8</b>	<b>0</b>	<b>0</b>	<b>1</b>	<b>3</b>	<b>2</b>	<b>2</b>	<b>0</b>	<b>0</b>

## League Championship Series Record

YEAR	CLUB	AVG	G	AB	R	H	2B	3B	HR	RBI	SH	SF	HB	BB	SO	SB	CS	E
2013	LAD vs. STL	.133	5	15	1	2	0	0	0	1	0	0	1	3	5	0	0	0

## All-Star Game Record

YEAR	CLUB	AVG	G	AB	R	H	2B	3B	HR	RBI	SH	SF	HB	BB	SO	SB	CS	E
2008	NL at NYY	.667	1	3	1	2	0	0	0	0	0	0	0	0	1	0	0	1
2009	NL at STL	.000	1	3	0	0	0	0	0	0	0	0	0	0	0	0	0	0
2010	NL at LAA	.000	1	3	0	0	0	0	0	0	0	0	0	0	0	0	0	0
<b>All-Star Game Totals</b>		<b>.222</b>	<b>3</b>	<b>9</b>	<b>1</b>	<b>2</b>	<b>0</b>	<b>0</b>	<b>0</b>	<b>0</b>	<b>0</b>	<b>0</b>	<b>0</b>	<b>0</b>	<b>1</b>	<b>0</b>	<b>0</b>	<b>1</b>

# Hanley Ramirez, Continued

## World Baseball Classic Record

YEAR	CLUB	AVG	G	AB	R	H	2B	3B	HR	RBI	SH	SF	HB	BB	SO	SB	CS	E
2009	Dom. Rep.	.222	3	9	0	2	0	0	0	1	0	1	0	2	1	0	0	1
2013	Dom. Rep.	.227	8	22	3	5	0	0	2	3	0	1	0	7	2	0	2	0
<b>WBC Totals</b>		<b>.226</b>	<b>11</b>	<b>31</b>	<b>3</b>	<b>7</b>	<b>0</b>	<b>0</b>	<b>2</b>	<b>4</b>	<b>0</b>	<b>2</b>	<b>0</b>	<b>9</b>	<b>3</b>	<b>0</b>	<b>2</b>	<b>1</b>

## Career Fielding Record

YEAR	CLUB	POS	PCT.	G	GS	PO	A	E	TC	DP
2005	BOSTON	SS	1.000	2	0	0	1	0	1	0
2006	FLORIDA	SS	.963	154	153	258	411	26	695	111
2007	FLORIDA	SS	.963	151	150	225	392	24	641	98
2008	FLORIDA	SS	.967	150	150	236	401	22	659	89
2009	FLORIDA	SS	.983	146	144	221	349	10	580	77
2010	FLORIDA	SS	.971	140	140	200	342	16	558	78
2011	FLORIDA	SS	.957	86	86	127	188	14	329	38
2012	MIAMI	3B	.954	90	89	66	122	9	197	20
	LOS ANGELES-NL	3B	1.000	8	8	3	15	0	18	0
		SS	.974	57	56	72	150	6	228	35
2013	LOS ANGELES-NL	SS	.960	76	75	105	210	13	328	43
2014	LOS ANGELES-NL	SS	.961	115	115	148	246	16	410	53
2015	BOSTON	OF	.969	92	92	120	3	4	127	1
		3B	---	1	0	0	0	0	0	0
<b>Career Totals</b>		<b>3B</b>	<b>.958</b>	<b>99</b>	<b>97</b>	<b>69</b>	<b>137</b>	<b>9</b>	<b>215</b>	<b>20</b>
		<b>SS</b>	<b>.967</b>	<b>1077</b>	<b>1069</b>	<b>1592</b>	<b>2690</b>	<b>147</b>	<b>4429</b>	<b>622</b>
		<b>OF</b>	<b>.969</b>	<b>92</b>	<b>92</b>	<b>120</b>	<b>3</b>	<b>4</b>	<b>127</b>	<b>1</b>

## Career Single-Game Highs

<b>HITS</b>	5, 7/10/08 at LAD
<b>DOUBLES</b>	3, 4 times, last 7/16/11 at CHC
<b>HOME RUNS</b>	2, 10 times, last 4/26/15 at BAL
<b>RBI</b>	5, 4 times, last 4/6/15 at PHI
<b>RUNS SCORED</b>	4, 2 times, last 5/31/14 vs. PIT
<b>WALKS</b>	2, 5 times, last 6/11/15 at BAL
<b>STRIKEOUTS</b>	3, 8 times, last 8/26/15 at CWS
<b>STOLEN BASES</b>	2, 8 times, last 9/29/12 for LAD vs. COL
<b>HITTING STREAK</b>	19, 6/19/13-7/8/13
<b>EJECTIONS</b>	None

## Home Run Notes

### MULTI-HOME RUN GAMES (10)

#### 2-HOME RUN GAMES (10)

7/6/07 at LAD  
 9/11/07 vs. WAS  
 6/8/08 vs. CIN  
 5/2/10 vs. WAS  
 7/2/11 at TEX  
 9/19/13 at ARI  
 4/6/14 vs. SF  
 5/31/14 vs. PIT  
 4/6/15 at PHI  
 4/26/15 at BAL

#### GRAND SLAMS (6)

4/6/09 vs. WSH off Steven Shell  
 6/23/09 vs. BAL off Danys Baez  
 6/25/09 vs. BAL off Chris Ray  
 6/29/10 vs. NYM off Hisanori Takahashi  
 7/2/11 at TEX off Derek Holland  
 4/6/15 at PHI off Jake Diekman

#### PINCH-HIT HOME RUNS (1)

7/3/07 at SD off Greg Maddux

#### EXTRA-INNING HOME RUNS (4)

7/10/08 at LAD off Brian Falkenborg (11th)  
 7/27/12 for LAD at SF off Sergio Romo (10th)  
 7/10/13 at ARI off Josh Collmenter (14th)  
 8/2/14 vs. CHC off Blake Parker (12th)

#### GAME-ENDING HOME RUNS (1)

8/2/14 vs. CHC off Blake Parker

#### INSIDE-THE-PARK HOME RUNS (1)

9/27/06 vs. CIN off Todd Coffey

### LEADOFF HOME RUNS (25)

4/18/06 at CIN off Eric Milton  
 7/2/06 vs. BOS off Jon Lester  
 7/17/06 vs. WSH off Tony Armas  
 7/18/06 vs. WSH off Mike O'Connor  
 8/22/06 vs. WSH off Jason Bergmann  
 9/24/06 at PHI off Jamie Moyer  
 9/27/06 vs. CIN off Chris Michalak  
 4/17/07 at HOU off Roy Oswalt  
 7/6/07 at LAD off Chad Billingsley  
 8/4/07 vs. HOU off Jason Jennings  
 8/7/07 at PHI off Jamie Moyer  
 8/12/07 at NYM off Oliver Perez  
 8/18/07 vs. SF off Matt Cain  
 9/8/07 at PHI off John Ennis  
 9/11/07 vs. WSH off Mike Bacsik  
 4/5/08 vs. PIT off Paul Maholm  
 4/23/08 at ATL off Jeff Bennett  
 4/26/08 at MIL off Carlos Villanueva  
 6/5/08 at ATL off Jair Jurrjens  
 6/10/08 vs. PHI off Brett Myers  
 7/4/08 at COL off Greg Reynolds  
 8/16/08 vs. CHC off Sean Marshall  
 9/17/08 vs. HOU off Brandon Becking  
 9/24/08 at WSH off Tim Lincecum  
 8/7/10 vs. STL off Jake Westbrook

# 66 NOE RAMIREZ

RHP



**Bats:** Right • **Throws:** Right • **Height:** 6-3 • **Weight:** 205

**Opening Day Age:** 26 • **MLB Service:** 44 days

**Born:** 12/22/1989 in Los Angeles, CA

**Resides:** Los Angeles, CA

**Acquired:** Selected in the fourth round of the 2011 June Draft

**Contract Status:** Signed through 2016

## Career Highlights

- ✦ Entering 5th professional season and 3rd in Major League Spring Training camp.
- ✦ Made ML debut with 17 appearances in relief for the Red Sox in 2015...Posted a 3.38 ERA (3 ER/8.0 IP) in 14 games over the month of September.
- ✦ Has 251 SO in 270.0 career minor league IP over 4 seasons in the Red Sox system (8.4 SO/9.0 IP).
- ✦ Owns a 2.28 ERA (47 ER/185.1 IP) over his last 3 minor league seasons since moving to the bullpen...Posted an ERA under 2.75 in each of those 3 campaigns.
- ✦ Has allowed only 1 HR in his last 78 minor league outings dating back to 8/9/13 (119.0 IP)...That includes 67.1 IP without a HR allowed for Double-A Portland in 2014 and 1 HR allowed in 42.2 IP for Triple-A Pawtucket in 2015.
- ✦ In 2014, named to the Eastern League's mid-season All-Star team...Led EL relievers in fewest base runners allowed per 9.0 IP (10.0) and topped Red Sox farmhands with 18 saves.
- ✦ Was named by *Baseball America* as having the best changeup in the Red Sox system after being drafted in 2011.
- 2015: Made his ML debut, appearing in 17 games—all in relief—in 3 stints with BOS...Spent the majority of his season with Triple-A Pawtucket, where he made 30 appearances (1 start).**
- ✦ Retired 11 of 17 first batters faced with BOS...Allowed only 3 of 14 inherited runners to score...6 of his 12 runs allowed were unearned.
- ✦ Selected to the ML roster on 7/3 and made his debut that night vs. HOU, surrendering 4 runs (2 ER) on 3 hits in 1.0 IP...Optioned back to Pawtucket on 7/4...Recalled a 2nd time on 7/18 and made 2 appearances before being optioned following the game on 7/25 vs. DET.
- ✦ Allowed 0 runs in 12 of his final 14 appearances following his 9/1 recall, holding opponents to a .214 AVG (6-for-28) and posting a 3.38 ERA (3 ER/8.0 IP)...Did not allow a run in his final 6 outings (2.2 IP, 2 H).
- ✦ Held left-handed batters to a .200 AVG (2-for-10) and 0 XBH...In his final 9 appearances (beginning 9/13), held righties to a .235 AVG (4-for-17) and only 1 XBH (2B).
- ✦ Held opponents to a .174 AVG (4-for-23) with the bases empty, compared to .310 (9-for-29) with runners on.
- ✦ Posted a 1.29 ERA (1 ER/7.0 IP) and .167 opponent AVG (4-for-24) when pitching on 2 or fewer days rest (12 G).
- ✦ Began the season with Pawtucket, where he posted a 1.82 ERA (8 ER/39.2 IP) and .201 opponent AVG (28-for-139) in 29 relief appearances...Also made 1 start on 4/25 at Scranton/Wilkes-Barre (3.0 IP, 5 H, 3 R)...Ranked T-2nd on the club with 20 games finished.
- ✦ With the PawSox, held right-handed batters to a .188 AVG (15-for-80), .290 OBP, and .263 SLG.
- ✦ Went at least 1.0 IP in 27 of 30 Triple-A outings...15 of his final 17 appearances with the PawSox were scoreless.
- ✦ Allowed only 1 HR in 42.2 IP with Pawtucket.
- 2014: Spent the entire season with Double-A Portland...Named an Eastern League mid-season All-Star.**
- ✦ Converted 18 saves in 21 chances...His 18 saves led Red Sox farmhands and ranked T-3rd in the Eastern League...Recorded 7 saves of at least 2.0 IP.
- ✦ Led EL relievers in fewest base runners per 9.0 IP (10.0)...Also had the 3rd-best opponent AVG (.230) and 4th-lowest rate of unintentional walks allowed per 9.0 IP (2.0) in the league.
- ✦ Led the Sea Dogs in appearances (42) and games finished (31) and topped club relievers in WHIP (1.07).
- ✦ Did not allow a HR all season...His 67.1 IP were the most without a HR among all minor leaguers above Single-A.
- ✦ Made 30 scoreless appearances...Allowed only 3 of 15 inherited runners to score.
- ✦ Produced a 0.59 ERA (2 ER/30.1 IP) and .175 opponent AVG (18-for-103) during a span of 18 outings from 4/29-7/6, including a 14.1-IP scoreless streak over the first 8 games through 5/29.
- ✦ Allowed 0 ER during a span of 14.0 IP from 6/7-7/11 (9 G)...Recorded a save in each of his final 5 appearances from 8/19-31.
- ✦ Pitched in 1 playoff game for the Sea Dogs and took the loss despite allowing 0 ER in 1.1 IP (3 total runs).

## Noe Ramirez, Continued

**2013: Converted to relief and posted a 2.38 ERA (20 ER/75.2 IP) with 6 saves in 9 chances between High-A Salem (21 games) and Double-A Portland (15 games).**

- 👉 Averaged 8.9 SO/9.0 IP (75 SO) while issuing just 17 BB.
- 👉 Went at least 1.0 IP in 35 of 36 appearances...Recorded at least 2.0 IP 27 times and 3.0+ IP on 8 occasions.
- 👉 Held opponents to a .236 AVG (63-for-267), including a .206 mark (26-for-126) with runners on and a .217 AVG/.271 OBP/.283 SLG line against righties...Allowed just 8 XBH (6 2B, 3B, HR) in 166 at-bats vs. RHB.
- 👉 Notched 1st career save with a perfect inning on 6/16 vs. Lynchburg (G2).
- 👉 Did not allow a run in his last 5 outings (9.2 IP) with Salem before a promotion to Portland on 6/29...At the time of his promotion, had the 3rd-best ERA (2.11) and WHIP (1.06) among Carolina Leaguers (min. 40.0 IP).
- 👉 Went on to strike out 31 batters in 28.2 IP with the Sea Dogs...His 0.97 WHIP for Portland ranked 5th in the Eastern League from 7/1 through the end of the season (min. 25.0 IP).
- 👉 Earned 5 saves and 1 win in 6 save chances with the Sea Dogs, all in his last 10 appearances beginning 7/24.
- 👉 Named Red Sox Minor League Relief Pitcher of the Month for July, his 1st full month at Double-A...Collected 2 saves with a 1.84 ERA (3 ER/14.2 IP) and 15 SO in 6 outings during the month.
- 👉 Following the season, made 10 appearances for Surprise of the Arizona Fall League, helping the Saguaros to the AFL championship...Went 1-0 with 2 saves and ranked 8th in the AFL with a 1.93 ERA (3 ER/14.0 IP)...Struck out 11 batters and had the league's 4th-best WHIP (0.86).

**2012: Spent the season at Single-A Greenville in his pro debut, making 16 starts.**

- 👉 Struck out 8.7 batters per 9.0 IP (82 SO/84.2 IP)...Held left-handed batters to a .216 AVG (25-for-116).
- 👉 Tossed 5.0 perfect IP in his pro debut on 6/10 at Hickory...Fanned a season-high 9 batters on 7/29 at Greensboro.
- 👉 Entered the season rated by *Baseball America* as having the best changeup in the Red Sox system.

### Personal

- 👉 Full name: Noe Ramirez...First name is pronounced "no-EH".
- 👉 Signed by Jim Woodward (Red Sox).
- 👉 Went 8-4 with a 1.69 ERA (17 ER/90.2 IP) and 103 SO while holding opponents to a .179 AVG in 14 appearances (13 starts) as a junior at California State University-Fullerton in 2011...Earned 2nd-Team All-American honors from Collegiate Baseball and named All-Big West Conference 1st Team.
- 👉 Played for USA Baseball's Collegiate National Team in 2010, earning the silver medal at the V FISU World University Baseball Championships in Japan.

### In the Community

Noe interacted with Red Sox fans at Winter Weekend in January 2016, as well as at the annual Christmas at Fenway event on 12/12/15...Also in December 2015, took part in the Red Sox Holiday Caravan by visiting Boston Children's Hospital, the Jimmy Fund, Beth Israel Deaconess Medical Center, Shriner's Hospital, Mass General Hospital for Children, Boston Medical Center, and the BASE...Greeted fans at the gates and posed for pictures at a selfie station as part of Fan Appreciation before a home game in September 2015...Was involved in local community outreach through his participation in the Red Sox 2014 Rookie Development Program, including visiting Boston Children's Hospital and painting murals at the McKinley Middle School in Boston with members of the Red Sox Scholars program.

### Noe Ramirez's Career Record

YEAR	CLUB	W-L	ERA	G	GS	CG	SHO	SV	IP	H	R	ER	HR	HB	BB	SO	WP	BK
2012	Greenville	2-7	4.15	16	16	0	0	0	84.2	89	43	39	12	3	19	82	2	1
2013	Salem	2-1	2.11	21	0	0	0	1	47.0	41	13	11	0	4	9	44	3	0
	Portland	1-1	2.83	15	0	0	0	5	28.2	22	9	9	4	2	8	31	0	0
2014	Portland	2-1	2.14	42	0	0	0	18	67.1	56	17	16	0	3	16	56	6	1
2015	Pawtucket	4-1	2.32	30	1	0	0	3	42.2	33	13	11	1	1	18	38	1	0
	BOSTON	0-1	4.15	17	0	0	0	0	13.0	13	12	6	3	2	7	13	1	0
<b>Minor League Totals</b>		<b>11-11</b>	<b>2.86</b>	<b>124</b>	<b>17</b>	<b>0</b>	<b>0</b>	<b>27</b>	<b>270.1</b>	<b>241</b>	<b>95</b>	<b>86</b>	<b>17</b>	<b>13</b>	<b>70</b>	<b>251</b>	<b>12</b>	<b>2</b>
<b>Major League Totals</b>		<b>0-1</b>	<b>4.15</b>	<b>17</b>	<b>0</b>	<b>0</b>	<b>0</b>	<b>0</b>	<b>13.0</b>	<b>13</b>	<b>12</b>	<b>6</b>	<b>3</b>	<b>2</b>	<b>7</b>	<b>13</b>	<b>1</b>	<b>0</b>

2011 Signed by the Boston Red Sox as a fourth-round selection in the June Draft

### Career Fielding Record

YEAR	CLUB	POS	PCT.	G	GS	PO	A	E	TC	DP
2015	BOSTON	P	1.000	17	0	2	0	0	2	0

### Career Single-Game Highs

<b>INNINGS PITCHED</b>	2.1, 7/20/15 at LAA
<b>STRIKEOUTS</b>	3, 9/15/15 at BAL
<b>HITS ALLOWED</b>	3, 7/3/15 vs. HOU
<b>RUNS ALLOWED</b>	4, 2 times, last 7/20/15 at LAA
<b>WALKS ALLOWED</b>	2, 2 times, last 9/19/15 at TOR
<b>HOME RUNS ALLOWED</b>	1, 3 times, last 9/11/15 at TB
<b>EJECTIONS</b>	None
<b>SCORELESS INNINGS STREAK</b>	2.2, 9/20/15-present

# 52 EDUARDO RODRIGUEZ

LHP



**Bats:** Left • **Throws:** Left • **Height:** 6-2 • **Weight:** 220

**Opening Day Age:** 22 • **MLB Service:** 130 days

**Born:** 4/7/1993 in Valencia, VZ

**Resides:** Valencia, VZ

**Acquired:** From Baltimore in exchange for LHP Andrew Miller on 7/31/2014

**Contract Status:** Signed through 2016

## Career Highlights

🔴 Entering his 2nd full season in the Red Sox organization after being acquired from the Orioles via trade on 7/31/14...Spent the first 4-plus years of his professional career in BAL's system (2010-14).

🔴 Made ML debut with 21 starts for the Red Sox in 2015 beginning in late May...Honored as the Boston BBWAA's 2015 Red Sox Pitcher of the Year and 2015 Red Sox Rookie of the Year.

🔴 Both his 12 starts allowing 1 or no ER and his 15 starts allowing no more than 2 ER are the most for any Red Sox pitcher within his first career 21 ML appearances since 1913, when ER became a stat in the AL (Source: Elias).

🔴 In 2015, became the 1st Red Sox LHP to defeat the Yankees 3 times in a season since Babe Ruth in 1917.

🔴 Has a 3.23 ERA in 101 games (100 starts) over 6 minor league seasons between the Orioles (2010-14) and Red Sox (2014-15) organizations...In 534.2 innings, has recorded 462 strikeouts and allowed only 483 hits (.241 opponent AVG).

🔴 Entered the 2015 season ranked by *Baseball America* as the No. 4 prospect in the Red Sox system and as possessing the best fastball among Sox minor leaguers...Also began 2015 as the No. 59 prospect in baseball.

🔴 Played in the 2013 MLB All-Star Futures Game as an Orioles farmhand.

**2015: Recalled by BOS in late May and made 21 starts as a 22-year-old in debut ML season, going 10-6 with a 3.85 ERA (52 ER/121.2 IP).**

🔴 Honored as the Boston BBWAA's Red Sox Pitcher of the Year and Red Sox Rookie of the Year in his 1st full season in the organization.

🔴 Went at least 5.0 IP and allowed 1 or no ER in 12 of his starts, tying for the most such starts through any player's first 21 career ML games since at least 1914 (also Stephen Strasburg, Matt Harvey, Dwight Gooden, Cal Eldred), the most by a LHP...Matched Gooden (1984) as the only pitchers with 12 such starts within their first 21 games, all in the same season.

🔴 His 21 starts were the most in a season by a Red Sox rookie since Daisuke Matsuzaka in 2007 (32 starts), most by a left-handed Sox rookie since John Curtis in 1972 (21 starts).

🔴 Among Red Sox pitchers with at least 100.0 IP, ranked 1st with a .255 opponent AVG (120-for-471)...Finished 2nd among that group in ERA and WHIP (1.29), trailing only Clay Buchholz (3.26 ERA, 1.21 WHIP in 113.1 IP).

🔴 Led AL rookies in wins and finished 2nd among left-handed AL rookies with both 98 SO and 13 quality starts...Was the Red Sox' 1st left-handed rookie to reach double digits in wins since John Curtis in 1972 (11-8)...His 13 quality starts were most by a lefty rookie with BOS since Hal Wiltse in 1926 (15).

🔴 Was the 1st Red Sox pitcher to win at least 10 games and post a sub-4.00 ERA before turning 23 since Mike Nagy in 1969...Was the 1st Red Sox left-hander to do that since Babe Ruth in 3 straight years, 1915-17 (Source: Elias).

🔴 Recalled from Triple-A Pawtucket on 5/28 and made ML debut that night at TEX (7.2 IP, 3 H, 0 R, 2 BB, 7 SO)...Became the 1st pitcher in Red Sox history to go at least 7.2 IP, allow no runs, give up 3 hits or less, and strike out as many as 7 batters in his ML debut...Was the longest scoreless outing for a Red Sox in his ML debut since Billy Rohr on 4/14/67 at NYY (9.0 IP).

🔴 Was 22 years, 51 days old on 5/28, the youngest Red Sox left-hander to start and win his ML debut since Billy Rohr at 21 years old in 1967...Was the youngest pitcher to make his ML debut as a starter for the Red Sox since Michael Bowden at 21 years old on 8/30/08 vs. CWS, the youngest Red Sox LHP to do it since Abe Alvarez at 21 years old on 7/22/04 vs. BAL.

🔴 Had a 0.44 ERA (1 ER/20.2 IP) after his first 3 starts, allowing 1 ER and 8 hits total while striking out 21 over 20.2 IP...According to Elias, was the 1st pitcher in baseball history to go at least 6.0 IP while allowing no more than 1 run or 3 hits in each of his first 3 ML games...Elias also says he was the 1st pitcher to begin a career with 3 straight starts of 6.0+ IP, 7+ SO, and 1 ER or fewer since ER became an official stat (1912 in NL, 1913 in AL).

🔴 Allowed 10 total ER over his last 7 starts beginning 8/18...His 2.08 ERA (43.1 IP) in that stretch ranked 2nd in the AL to CLE's Cody Anderson (1.66) and 3rd in the majors among LHP, trailing only PIT's J.A. Happ (1.34) and LAD's Clayton Kershaw (1.53).

## Eduardo Rodriguez, Continued

👉 Posted an AL-best 1.87 ERA (17 ER/81.2 IP) in 13 night games, trailing only CHC's Jake Arrieta (1.51) among all major leaguers (min. 75.0 IP)...Had a 7.88 ERA (35 ER/40.0 IP) in 8 starts during the day.

👉 Held opponents to a .229 AVG with RISP (24-for-105), including just 5-for-46 (.109) with RISP and 2 outs.

👉 Went 3-1 with a 2.22 ERA (6 ER/24.1 IP) in 4 starts against the Yankees...Was the 1st Red Sox pitcher to beat the Yankees 3 times in a season before turning 23 since Mike Nagy in 1969 (3-0), and the 1st Red Sox LHP to do it since Babe Ruth in 1917 (5-0).

👉 Began the year with 8 starts for Triple-A Pawtucket...Went 4-3 with a 2.98 ERA (16 ER/48.1 IP) and 44 SO compared to 7 BB before his call-up.

👉 Following the season, ranked by *Baseball America* as the No. 5 prospect in the International League.

**2014: Acquired by the Red Sox at the trade deadline...Spent the regular season in the Double-A Eastern League between the Orioles' Bowie affiliate and Portland, going 6-8 with a 3.60 ERA (48 ER/120.0 IP) and 108 SO in 22 combined starts.**

👉 Ranked 3rd among EL leaders with 8.1 SO/9.0 IP and was 10th in ERA.

👉 Held left-handed hitters to a .216 AVG (29-for-134) without a HR.

👉 Began the year with BAL's Double-A Bowie...In 16 starts, went 3-7 with a 4.79 ERA (44 ER/82.2 IP).

👉 On 7/31, was acquired by BOS in exchange for LHP Andrew Miller.

👉 Allowed 4 total runs in his 6 regular season starts for Portland following the trade (0.96 ERA, 37.1 IP)...Allowed 1 or no runs in all 6 starts.

👉 From 8/1 through the end of the regular season, led the EL with 39 SO in his 37.1 IP for the Sea Dogs...Allowed only 30 hits and 8 BB.

👉 Won his Red Sox organizational debut on 8/3 vs. Trenton (5.1 IP, 1 R, 6 SO).

👉 Posted a 2.39 ERA (21 ER/79.0 IP) over his last 14 regular season starts beginning 6/18.

👉 Allowed 3 runs (2 ER) with 6 SO over 6.2 IP in a playoff start for Portland in an eventual 6-3 win in Game 3 of the Eastern League Division Series vs. Binghamton.

👉 Made his Triple-A debut in Game 4 of the Governors' Cup Finals at Durham and allowed 2 ER in 7.0 IP, a 4-3 PawSox win in 13 innings.

👉 Following the season, recognized by *Baseball America* as the No. 4 prospect and as possessing the best fastball among Red Sox minor leaguers.

**2013: Split time between High-A Frederick and Double-A Bowie, going 10-7 with a 3.41 ERA (55 ER/145.0 IP) and 125 SO in 25 starts...Selected to the Carolina League Mid-Season All-Star Team and participated in the MLB All-Star Futures Game.**

👉 Posted a 2.85 ERA (27 ER/86.0 IP) in 14 starts with Frederick before being promoted to Bowie in late June.

👉 Named Orioles Minor League Pitcher of the Month for May (5-0, 2.23 ERA, 6 GS).

👉 Tossed a scoreless inning in the Carolina League/California League All-Star Game on 6/18 in San Jose, CA... Also pitched a scoreless frame in the MLB All-Star Futures Game at Citi Field on 7/14.

👉 Pitched for Surprise in the Arizona Fall League, making 5 starts...Earned the win in the AFL championship game (3.0 IP, 0 R, 2 H, 4 SO).

👉 After the season, chosen by *Baseball America* as the Orioles' No. 3 prospect and the No. 65 prospect in baseball.

**2012: Produced a 5-7 record and 3.70 ERA (44 ER/107.0 IP) with Single-A Delmarva, allowing 2 runs or fewer in 16 of 22 starts.**

👉 Led Delmarva starters in ERA and WHIP (1.24).

👉 Allowed 2 ER or less in each of his first 7 starts through 5/18.

👉 Produced a 2.49 ERA (13 ER/47.0 IP) without allowing a HR in 10 starts before the All-Star break.

👉 Rated the Orioles' No. 5 prospect by *Baseball America* after the season.

**2011: In domestic debut, spent a majority of the year with the Rookie-level Gulf Coast League Orioles.**

👉 Had a 1-1 record and 1.81 ERA (9 ER/44.2 IP) in the GCL, leading the team in SO (46) and starts (10).

👉 Among GCL hurlers with at least 40.0 IP, ranked 4th in ERA and 3rd in opponent AVG (.177).

👉 Gave up 1 or no runs in 8 of his 10 starts in the GCL.

👉 Joined Short-A Aberdeen in late August and made 1 start with the IronBirds on 9/1 (3 ER in 4.0 IP).

**2010: Pitched for the Dominican Summer League Orioles in his 1st pro season, leading the team in ERA (2.33) and SO (62).**

👉 Did not allow any ER in 5 of his 12 outings, all starts.

👉 Struck out 11 batters on 6/12 against the DSL Cubs.

👉 Threw his 1st shutout (5.0 IP) on 7/9 vs. the DSL Rockies.



## Eduardo Rodriguez, Continued

### Personal

- 🔴 Full name: Eduardo Jose Rodriguez.
- 🔴 Signed by Calvin Maduro (Orioles).
- 🔴 Married...Has one daughter, Annie Valentina.

### In the Community

Eduardo interacted with fans at Red Sox Winter Weekend in January 2016...Attended Picnic in the Park and Casino Night, which benefit the Red Sox Foundation...Also in 2015, participated in a Red Sox Rewards experience, met with Jimmy Fund patients at Fenway Park, and greeted fans at the gates and took pictures at a selfie station as part of Fan Appreciation...In January 2015, visited with Jimmy Fund patients during the Red Sox Rookie Development Program.

### Eduardo Rodriguez's Career Record

YEAR	CLUB	W-L	ERA	G	GS	CG	SHO	SV	IP	H	R	ER	HR	HB	BB	SO	WP	BK
2010	DSL Orioles	3-4	2.33	12	12	1	1	0	65.2	49	26	17	0	0	28	62	7	1
2011	GCL Orioles	1-1	1.81	11	10	0	0	1	44.2	28	17	9	0	2	17	46	1	1
	Aberdeen	0-0	6.75	1	1	0	0	0	4.0	6	3	3	1	0	1	4	1	0
2012	Delmarva	5-7	3.70	22	22	1	0	0	107.0	103	56	44	4	5	30	73	2	2
2013	Frederick	6-4	2.85	14	14	0	0	0	85.1	78	36	27	4	2	25	66	2	0
	Bowie	4-3	4.22	11	11	1	0	0	59.2	53	28	28	5	2	24	59	1	1
2014	Bowie	3-7	4.79	16	16	1	0	0	82.2	90	50	44	5	0	29	69	4	5
	Portland	3-1	0.96	6	6	0	0	0	37.1	30	4	4	1	2	8	39	2	0
2015	Pawtucket	4-3	2.98	8	8	1	0	0	48.1	46	22	16	2	0	7	44	1	0
	BOSTON	10-6	3.85	21	21	0	0	0	121.2	120	55	52	13	4	37	98	4	1
	<b>Major League Totals</b>	<b>10-6</b>	<b>3.85</b>	<b>21</b>	<b>21</b>	<b>0</b>	<b>0</b>	<b>0</b>	<b>121.2</b>	<b>120</b>	<b>55</b>	<b>52</b>	<b>13</b>	<b>4</b>	<b>37</b>	<b>98</b>	<b>4</b>	<b>1</b>
	<b>Minor League Totals</b>	<b>29-30</b>	<b>3.23</b>	<b>101</b>	<b>100</b>	<b>5</b>	<b>1</b>	<b>1</b>	<b>534.2</b>	<b>483</b>	<b>242</b>	<b>192</b>	<b>22</b>	<b>13</b>	<b>169</b>	<b>462</b>	<b>21</b>	<b>10</b>

- 2010 Signed by the Baltimore Orioles as a non-drafted free agent on 1/28
- 2014 Acquired by the Boston Red Sox in exchange for LHP Andrew Miller on 7/31

### Career Fielding Record

YEAR	CLUB	POS	PCT.	G	GS	PO	A	E	TC	DP
2015	BOSTON	P	.917	21	21	5	17	2	24	0

### Career Batting Totals

	AVG	G	AB	R	H	2B	3B	HR	RBI	SH	SF	HB	BB	SO	SB	CS	E
Major League Totals	.000	21	2	0	0	0	0	0	0	1	0	0	0	2	0	0	2

### Career Single-Game Highs

<b>INNINGS PITCHED</b>	8.0, 8/18/15 vs. CLE
<b>LOW-HIT COMPLETE GAME</b>	None
<b>STRIKEOUTS</b>	9, 9/14/15 at BAL
<b>HITS ALLOWED</b>	9, 8/12/15 at MIA
<b>RUNS ALLOWED</b>	9, 6/14/15 vs. TOR
<b>WALKS ALLOWED</b>	4, 7/31/15 vs. TB
<b>HOME RUNS ALLOWED</b>	2, 2 times, last 7/20/15 at LAA
<b>EJECTIONS</b>	None
<b>SCORELESS INNINGS STREAK</b>	13.0, 6/3-14/15

Eduardo Rodriguez

# 73 DANNY ROSENBAUM

LHP



**Bats:** Right • **Throws:** Left • **Height:** 6-2 • **Weight:** 220

**Opening Day Age:** 28 • **MLB Service:** None

**Born:** 10/10/1987 in Cincinnati, OH

**Resides:** Loveland, OH

**Acquired:** From Washington in exchange for catcher Dan Butler on 1/13/2015

**Contract Status:** Signed through 2016

## Non-Roster Invitee

### Career Highlights

- ✦ Entering 8th professional season, his 2nd in the Red Sox organization.
- ✦ Posted a 3.87 ERA in 28 starts for WSH's Triple-A Syracuse affiliate in 2013, his last full season...Underwent Tommy John surgery on 5/8/14 and returned to make 15 starts in the Red Sox system in 2015, including rehab.
- ✦ Following the 2015 season, went 2-0 with a 0.84 ERA (1 ER/10.2 IP) and .200 opponent AVG (8-for-40) in 9 relief appearances with Arizona Fall League champion Scottsdale.
- ✦ Earned mid-season All-Star honors from the Double-A Eastern League (2012) and Single-A South Atlantic League (2010).
- 2015: Made his Red Sox organization debut...Spent nearly 3 months on the DL recovering from Tommy John surgery...Went 0-8 with a 5.81 ERA (37 ER/57.1 IP) between Double-A Portland (11 starts) and Short-A Lowell (4 rehab starts).**
- ✦ Opened the year on the DL...Made his 1st appearance of the season in a rehab assignment with Lowell on 6/20 at Vermont (4.0 IP, 2 H, R, 0 ER)...Reinstated from the DL and released by the Red Sox on 7/7...Re-signed with the Red Sox on 7/9 and made his Portland debut on 7/11.
- ✦ Worked at least 5.0 IP and allowed 3 ER or fewer in each of his final 3 starts with the Sea Dogs...Allowed 2 hits and 0 BB in 6.0 scoreless IP in his last start on 9/4 vs. New Britain (4 SO).
- ✦ Following the season, went 2-0 with a 0.84 ERA (1 ER/10.2 IP) and .200 opponent AVG (8-for-40) in 9 appearances with Arizona Fall League champion Scottsdale.
- 2014: Limited to 4 starts in April due to Tommy John surgery.**
- ✦ Placed on the DL on 4/22...Underwent Tommy John surgery on 5/8 and missed the remainder of the season.
- ✦ Allowed only 2 hits in 6.2 scoreless IP on 4/9 at Pawtucket.
- 2013: Spent entire season with Triple-A Syracuse...Tied for the International League lead in starts (28) and ranked 5th in IP (158.1)...Led the Chiefs in SO (102).**
- ✦ Returned to the WSH organization from COL per Rule 5 guidelines on 3/24.
- ✦ Recorded at least 6.0 IP in 18 of his starts, allowing 2 ER or fewer in 11 of those...Made 7 starts of 7.0 IP.
- ✦ Held left-handed batters to a .309 SLG, allowing only 1 HR in 175 AB.
- ✦ Following the season, made 7 appearances (6 starts) for Margarita of the Venezuelan Winter League.
- 2012: Spent entire season with Double-A Harrisburg, earning Eastern League mid-season All-Star honors...Led the Senators in wins (8), starts (26), IP (155.1), and SO (99).**
- ✦ Recorded two 9.0-IP complete games, the 3rd and 4th of his career (0 ER on 4/18 vs. Altoona, 1 ER on 5/5 at Binghamton).
- ✦ Produced a 2.29 ground ball/fly ball ratio.
- ✦ Held lefties to a .210 AVG (26-for-124) and .282 SLG.
- ✦ Won his first 6 decisions...Allowed only 1 ER during a 6-start span from 4/18-5/17, going 4-0 with a 0.20 ERA and .170 opponent AVG (2 CG, 45.0 IP, 26-for-153, 0 HR, 6 BB, 30 SO).
- ✦ Named Eastern League Pitcher of the Week on 4/23.
- ✦ Made 1st career trip to the DL on 8/30.
- ✦ Following the season, selected by the Colorado Rockies from the Nationals in the major league phase of the Rule 5 Draft (3rd overall) on 12/6.
- 2011: Combined with High-A Potomac and Double-A Harrisburg to go 9-6 with a 2.52 ERA (48 ER/171.1 IP) and .224 opponent AVG (140-for-625) in 26 appearances (25 starts).**
- ✦ Threw two 9.0-IP complete games with Potomac, including a shutout on 6/4 at Wilmington (3 H, HBP, BB, 6 SO).
- ✦ Made 10 starts of at least 7.0 IP with the Nationals, striking out 11 in 8.0 IP in his final High-A outing on 7/31 vs. Frederick.

## Danny Rosenbaum, Continued

👉 Promoted to Harrisburg on 8/2 and held batters to a .190 AVG (27-for-142, 0 HR) in 6 starts...Recorded at least 5.2 IP in each of his 6 Double-A outings.

**2010: Combined with Single-A Hagerstown and High-A Potomac to go 5-7 with a 2.25 ERA (36 ER/144.0 IP) in 26 appearances (25 starts)...Named a South Atlantic League mid-season All-Star.**

👉 Made 3 consecutive scoreless starts of at least 6.0 IP for Hagerstown from 5/10-22 (0-0, 20.0 IP, 2 BB, 19 SO)... Named SAL Pitcher of the Week on 5/17.

👉 Promoted to Potomac on 7/20 and went 8.0 scoreless IP in his second start with the club on 7/26 at Wilmington.

**2009: Made pro debut with the Gulf Coast League Nationals and held opponents to a .215 AVG (29-for-135, 1 HR)...Allowed 1 ER or fewer in 10 of his 11 appearances...Named the club's Pitcher of the Month for August (4 GS, 3-0, 1.29 ERA).**

### Personal

👉 Full name: Daniel Eric Rosenbaum.

👉 Signed by Alex Smith (Nationals).

👉 Married to Alexis.

👉 Played baseball at Indiana University (2007) and Xavier University (2008-09).

👉 Graduated in 2006 from Loveland (OH) High School.

### Danny Rosenbaum's Career Record

YEAR	CLUB	W-L	ERA	G	GS	CG	SHO	SV	IP	H	R	ER	HR	HB	BB	SO	WP	BK
2009	GCL Nationals	4-1	1.95	11	8	0	0	0	37.0	29	14	8	1	1	9	38	2	0
2010	Hagerstown	2-5	2.32	18	18	0	0	0	101.0	95	40	26	5	7	28	84	4	1
	Potomac	3-2	2.09	8	7	0	0	0	43.0	35	12	10	2	0	13	31	3	1
2011	Potomac	6-5	2.59	20	19	2	1	0	132.0	113	52	38	4	7	41	108	7	1
	Harrisburg	3-1	2.29	6	6	0	0	0	39.1	27	14	10	0	2	11	27	1	0
2012	Harrisburg	8-10	3.94	26	26	2	0	0	155.1	164	79	68	8	3	39	99	4	8
2013	Syracuse	7-11	3.87	28	28	0	0	0	158.1	167	84	68	10	8	67	102	8	4
2014	Syracuse	1-1	4.50	4	4	0	0	0	20.0	22	10	10	1	2	5	9	0	0
2015	Lowell	0-1	5.29	4	4	0	0	0	17.0	18	12	10	0	2	9	10	5	0
	Portland	0-7	6.02	11	11	0	0	0	40.1	49	37	27	5	0	28	26	1	1
<b>Minor League Totals</b>		<b>34-44</b>	<b>3.33</b>	<b>136</b>	<b>131</b>	<b>4</b>	<b>1</b>	<b>0</b>	<b>743.1</b>	<b>719</b>	<b>354</b>	<b>275</b>	<b>36</b>	<b>32</b>	<b>250</b>	<b>534</b>	<b>35</b>	<b>16</b>

2009 Signed by the Washington Nationals as a 22nd-round selection in the June Draft

2012 Selected by the Colorado Rockies in the Major League phase of the Rule 5 Draft on 12/6

2013 Returned to the Washington Nationals per Rule 5 guidelines on 3/24

2015 Acquired by the Boston Red Sox in exchange for C Dan Butler on 1/13

### HOW THEY BECAME THE RED SOX

As 1 of 8 clubs to enter into the newly formed American League in 1901, the Red Sox were initially called the Boston Americans. Other nicknames for the club at that time were the Somersets, after original owner Charles W. Somers; Plymouth Rocks; Speed Boys; Puritans; and Pilgrims, but they were officially called the Americans. These various names were applied until 12/18/1907, when the current name "Red Sox" was adopted. The origin of this name is traced to the Boston Red Stockings of the powerful National League in the 1870's and 1880's. In 1907 the Red Stockings (who later became the Braves) abandoned the red hosiery they customarily wore. Manager Fred Tenney believed that the red dye in the socks could possibly cause infection in spike wounds. Red Sox Owner John I. Taylor stated, "From now on we'll wear red stockings, and I'm grabbing that name Red Sox!"

# 28 ROBBIE ROSS JR.

LHP



**Bats:** Left • **Throws:** Left • **Height:** 5-11 • **Weight:** 215  
**Opening Day Age:** 26 • **MLB Service:** 3 years, 100 days  
**Born:** 6/24/1989 in Lexington, KY  
**Resides:** Lexington, KY  
**Acquired:** From Texas in exchange for RHP Anthony Ranaudo on 1/27/2015  
**Contract Status:** Signed through 2016

## Career Highlights

- Enters his 8th professional season, his 2nd in the Red Sox organization.
- Spent the first 6 years of his pro career in the Rangers organization...Was a 2nd-round selection by TEX in the 2008 June Draft.
- Has made 204 appearances (12 starts) in his ML career between TEX (2012-14) and BOS (2015)...Is 12-4 with a 3.45 ERA (79 ER/206.1 IP) in 192 relief appearances and 1-6 with a 5.70 ERA (38 ER/60.0 IP) in 12 starts.
- Made his ML debut with TEX in 2012 as a reliever...Had appeared in only 6 games at the Double-A level in 2011 before his big league debut the next season.
- Worked exclusively in relief in his first 2 years in the majors (2013-14), posting a 2.62 ERA (37 ER/127.1 IP) over that span, the 7th-lowest mark among qualifying ML left-handed relievers.
- In 2012, his rookie season, ranked T-6th among AL relievers with 6 wins and 7th with a 2.22 ERA (min. 50.0 IP)...His 11 opponent GIDP ranked T-1st.
- Named Carolina League Pitcher of the Year in 2011 while at High-A Myrtle Beach...In 2011, was also named a High Class-A All-Star by *Baseball America* and an MiLB.com Organization All-Star.
- 2015: Made the Red Sox' Opening Day roster in his 1st season with the club...Appeared in 54 games over 5 separate stints with BOS.**
- Made his Red Sox debut on 4/8 at PHI.
- Held LHB to a .224 AVG (19-for-85), a single-season career best...Allowed only 2 HR to lefties all year, and no XBH over his final 19 games of the season (29 batters faced).
- Posted a 3.26 ERA (7 ER/19.1 IP) and a 1.09 WHIP (17 H, 4 BB) over his final 23 appearances of the season beginning 8/6...Had a 4.14 ERA (19 ER/41.1 IP) and a 1.40 WHIP (42 hits, 16 BB) over his first 31 games of the year.
- Averaged 7.9 SO/9.0 IP (53 SO/60.2 IP) on the year, including 9.3 SO/9.0 IP (20 SO/19.1 IP) over his last 23 games.
- Led Sox relievers and finished T-7th among all AL relievers with 8 opponent GIDP.
- Recorded a career-high 6 saves in 8 chances...Earned his 1st ML save on 9/4 vs. PHI...Both of his blown saves came in the 7th inning or earlier...Finished T-2nd on the staff with 12 holds.
- Recorded at least 1 SO in a career-best 17 consecutive appearances from 5/22-8/2 (26 SO in 29.0 IP)...Was the longest such streak by a left-handed Red Sox reliever since 1914...Struck out a career-high 4 batters (in relief) on 7/10 vs. NYY (3.2 IP).
- Was moved into the closer's role on 9/13 and went 5-for-5 in save chances for the remainder of the season...Recorded a save in 4 consecutive appearances from 9/19-27.
- Held opponents to a .244 AVG (19-for-78) with RISP, including a .154 mark (2-for-13) spanning his final 9 games.
- Made 4 relief appearances for Triple-A Pawtucket...Pitched in 2 games in both May and June.
- 2014: Made the Rangers' Opening Day roster for the 3rd straight season and began the year working out of the rotation.**
- Started the Rangers' 3rd game of the season, 4/2 at PHI (ND, 5.0 IP, 2 ER), a 4-3 win.
- Was 1-0, 1.00 ERA (2 ER/18.0 IP) with 13 SO over his first 3 starts of the year from 4/2-15.
- Did not issue a walk in 3 consecutive starts, 4/15-25 (19.0 IP)...Overall, faced 99 consecutive batters (21.1 IP) from 4/9-30 without walking a batter.
- Went 0-4, 6.97 ERA (24 ER/31.0 IP) over his next 6 starts from 4/20-5/17 and was moved into the bullpen after his start on 5/17 vs. TOR.
- Allowed runs in 5 of his next 9 appearances in relief and was optioned to Triple-A Round Rock on 6/17.
- Pitched in 9 games for Round Rock, with 8 coming as a starter.
- Recalled by TEX to make a spot start on 8/14 vs. TB (L, 4.1 IP, 6 ER)...Optioned back to Round Rock on 8/15.
- In 3 appearances (1 start) after being optioned, posted a 1.42 ERA (2 ER/12.2 IP) with 2 BB and 10 SO and was recalled by TEX on 8/30...Made a spot start that night vs. HOU and did not allow a hit in 5.0 IP (ND, 3 BB, 5 SO).
- Appeared in 7 more games to end the season, 6 in relief and 1 start.

## Robbie Ross Jr., Continued

### 2013: Made a career-high 65 appearances out of the Rangers bullpen in his 2nd full ML season.

- 🔴 Finished with the 3rd-most appearances on the TEX staff...Allowed no runs in 54 of his 65 games (83%).
- 🔴 Held opponents scoreless in 23 of his first 24 games of the season (0.37 ERA, 1 ER/24.1 IP) from 4/3-5/30.
- 🔴 Posted a 19.2-IP scoreless streak that spanned 19 games, the 2nd-longest streak of its kind among AL left-handed relievers all year (Alex Torres, TB – 20.0 IP).
- 🔴 His 0.37 ERA was the lowest for any ML reliever through the month of May.
- 🔴 Was charged with the 1st loss of his ML career on 6/1 vs. KC...Had gone 8-0 to begin his ML career.
- 🔴 Gave up a HR on 6/26 at NYY (Suzuki), snapping a string of 54 consecutive games without a HR (previous HR: 7/30/12 vs. LAA)...Streak was the 7th-longest in club history.
- 🔴 Allowed a run on 9/10 vs. PIT, ending a career-opening Interleague scoreless streak at 18.0 IP and 16 games...At the time, was the 3rd-longest such streak in ML history after Craig Kimbrel (27.2) and Francisco Rodriguez (22.0).
- 🔴 Held opponents to a .208 AVG (15-for-72) with RISP.
- 🔴 Pitched for Toros del Este in the Dominican Winter League after the season and went 0-1, 4.05 ERA in 4 starts.

### 2012: Made the Rangers' Opening Day roster out of spring training as a non-roster invitee.

- 🔴 Went 6-0 with a 2.22 ERA (16 ER/65.0 IP) in 58 appearances over a full rookie season in the majors...Had the 2nd-most wins for any ML pitcher without a loss on the season behind CWS' Nate Jones (8-0).
- 🔴 Among AL relievers (min. 50.0 IP), ranked T-6th in wins (6) and 7th in ERA (2.22)...Was T-1st in opponent GDP (11).
- 🔴 His 58 appearances ranked 3rd on the TEX staff and 8th among AL rookies.
- 🔴 Made his ML debut on 4/8 vs. CWS...Threw 1.0 scoreless IP and fanned Paul Konerko for his 1st SO.
- 🔴 Recorded his first 2 ML wins on consecutive days in the 2nd and 3rd big league outings of his career, 4/14-15 at MIN...Became the 1st pitcher in franchise history to win both his first 2 ML decisions and record his first 2 ML victories in consecutive games.
- 🔴 Earned 4 wins over his first 6 appearances through 4/25, becoming the 1st pitcher since at least 1918 to have that many relief wins over the first 6 appearances of his career...Became the 1st reliever in team history with 4 wins over the club's first 19 games.
- 🔴 All 6 of his wins came in his first 23 career appearances through 6/10...Was the 1st reliever with at least 6 wins in his first 23 ML games since CAL's Mark Clear (6 in 22 G) and NYY's Ron Davis (8 in 22 G) in 1979.
- 🔴 Had a 0.95 ERA (5 ER/47.1 IP) at the All-Star break, the 4th-lowest ERA at the break (min. 40.0 IP) in ML history since the All-Star Game was 1st played in 1933.
- 🔴 Posted a career-best 24.0-IP scoreless streak, 5/29-7/17...Was the 4th-longest streak in the AL...Threw 4.0 IP in relief, all scoreless, on 6/10 at SF.
- 🔴 Was on the DL with a left forearm strain from 8/30-9/14.

### 2011: Named Carolina League Pitcher of the Year at Single-A Myrtle Beach after going 9-4 with a 2.26 ERA and 98 SO in 21 games (20 starts)...Was also a CL mid- and postseason All-Star.

- 🔴 Also made 6 starts for Double-A Frisco, where he allowed 3 runs or fewer in all of his outings.
- 🔴 Between both clubs, combined to go 10-5 with a 2.34 ERA (42 ER/161.1 IP) and 134 SO in 27 games (26 starts).
- 🔴 Finished 2nd among all TEX minor leaguers in both SO and ERA...Ranked 3rd in wins.
- 🔴 Among CL qualifiers, ranked 1st in ERA, 2nd in WHIP (1.05), and T-7th in wins.
- 🔴 Was promoted to Frisco on 8/1.
- 🔴 Following the season was named to *Baseball America's* High Class-A All-Star Team.
- 🔴 Rated the No. 14 prospect in the Rangers minor league system and the No. 17 prospect in the Carolina League by *Baseball America* after the season.

### 2010: Combined to go 12-11 with a 3.58 ERA (58 ER/146.0 IP) and 111 SO in 27 starts between Single-A Hickory and High-A Bakersfield.

- 🔴 Finished with the 2nd-most wins and the 4th-best ERA among all TEX minor league pitchers.
- 🔴 Began the season with Hickory, where he got the nod as the starting pitcher for the North Division in the South Atlantic League All-Star Game.
- 🔴 Was on the DL with a left hamstring strain from 7/2-8.
- 🔴 Promoted to Bakersfield on 7/9...Earned wins in 4 of his first 6 starts with Bakersfield from 7/12-8/10.
- 🔴 Was assigned to Frisco for the Texas League playoffs...Took the loss in his lone appearance, 9/11 at Midland.
- 🔴 Rated the No. 15 prospect in the South Atlantic League by *Baseball America* after the season.

### 2009: Made his professional debut with Single-A Spokane, where he finished 4th in the Northwest League in ERA (2.66) and 5th in SO (76).

- 🔴 Entered the season rated TEX's No. 25 prospect by *Baseball America*.
- 🔴 Went 2-0, 0.45 ERA (1 ER/20.0 IP) over a span of 4 starts from 7/5-21.
- 🔴 After the season, rated by *Baseball America* as the Rangers' No. 7 prospect and as having the best slider in the TEX minor league system.

# Robbie Ross Jr., Continued

## Personal

- 👤 Full name: Robert Charles Ross Jr.
- 👤 Signed by John Poloni (Rangers).
- 👤 Married, wife's name is Brittany.
- 👤 Father, Chuck, was a 2nd-round selection by MIL in the 1975 June Draft.
- 👤 Graduated from Lexington Christian (KY) HS in 2008...Named 2008 Kentucky Gatorade Player of the Year after going 5-2, 1.51 ERA, 6 BB, 75 SO in his senior year...As an infielder, batted .473 with 13 2B, 22 RBI, and 24 runs scored...Participated in both the East Coast Professional Showcase and the Perfect Game USA National Showcase.
- 👤 Rated by *Baseball America* as the No. 43 overall prospect entering the 2008 June Draft and the No. 22 overall pitching prospect...Signed a letter of intent to attend and play baseball at the University of Kentucky.

## In the Community

During his time in Texas, Robbie established the foundation Mission 108 in 2011 with his wife, Brittany...In December 2015, interacted with fans at Christmas at Fenway and took part in the Red Sox Holiday Caravan, visiting Boston Children's Hospital, the Jimmy Fund, Beth Israel Deaconess Medical Center, Shriners' Hospital, Mass General Hospital for Children, Boston Medical Center, and the BASE...Also in his first season with the Red Sox, met with Jimmy Fund patients at Fenway Park, attended the Red Sox Foundation's Picnic in the Park, and greeted fans at the gates before a home game...During spring training, participated in the Children's Hospital of Southwest Florida Golf Classic and attended the Red Sox Foundation Casino Night...Joined the 2013 and 2014 Rangers Winter Caravans, and participated in the Ozarka Camps for Hispanic Community...In 2013, participated in mission work while playing winter ball in the Dominican Republic, and has donated to SCORE International to support Dominican youth baseball...Went on a mission trip to Ethiopia after the 2013 season, where he helped provide dental services, participated in baseball camps and assisted with Bible School...In 2012, was involved with Kenna's Kids, a non-profit organization that reaches out to families with children experiencing medical challenges at a young age.

## Robbie Ross Jr.'s Career Record

YEAR	CLUB	W-L	ERA	G	GS	CG	SHO	SV	IP	H	R	ER	HR	HB	BB	SO	WP	BK
2009	Spokane	4-4	2.66	15	15	0	0	0	74.1	68	28	22	5	10	17	76	6	2
2010	Hickory	8-7	2.59	16	16	0	0	0	94.0	89	38	27	2	11	20	62	2	1
	Bakersfield	4-4	5.37	11	11	0	0	0	52.0	67	38	31	4	4	17	49	4	1
2011	Myrtle Beach	9-4	2.26	21	20	1	0	0	123.1	102	37	31	1	6	28	98	5	0
	Frisco	1-1	2.61	6	6	0	0	0	38.0	33	13	11	5	0	5	36	2	0
2012	TEXAS	6-0	2.22	58	0	0	0	0	65.0	55	21	16	3	2	23	47	1	1
2013	TEXAS	4-2	3.03	65	0	0	0	0	62.1	63	21	21	4	5	19	58	2	0
2014	TEXAS	3-6	6.20	27	12	0	0	0	78.1	103	65	54	9	7	30	51	6	0
	Round Rock	5-4	4.33	12	9	2	0	0	60.1	66	29	29	7	3	16	43	4	0
2015	BOSTON	0-2	3.86	54	0	0	0	6	60.2	59	28	26	7	3	20	53	1	0
	Pawtucket	0-0	3.86	4	0	0	0	0	7.0	5	3	3	0	1	4	6	0	0
<b>Major League Totals</b>		<b>13-10</b>	<b>3.95</b>	<b>204</b>	<b>12</b>	<b>0</b>	<b>0</b>	<b>6</b>	<b>266.1</b>	<b>280</b>	<b>135</b>	<b>117</b>	<b>23</b>	<b>17</b>	<b>92</b>	<b>209</b>	<b>10</b>	<b>1</b>
<b>Minor League Totals</b>		<b>31-24</b>	<b>3.09</b>	<b>85</b>	<b>77</b>	<b>3</b>	<b>0</b>	<b>0</b>	<b>449.0</b>	<b>430</b>	<b>186</b>	<b>154</b>	<b>24</b>	<b>35</b>	<b>107</b>	<b>370</b>	<b>23</b>	<b>4</b>
<b>Red Sox Totals</b>		<b>0-2</b>	<b>3.86</b>	<b>54</b>	<b>0</b>	<b>0</b>	<b>0</b>	<b>6</b>	<b>60.2</b>	<b>59</b>	<b>28</b>	<b>26</b>	<b>7</b>	<b>3</b>	<b>20</b>	<b>53</b>	<b>1</b>	<b>0</b>

- 2008 Signed by the Texas Rangers as a second-round selection in the June Draft
- 2012 On disabled list with a left forearm strain, 8/30-9/14
- 2015 Acquired by the Boston Red Sox in exchange for RHP Anthony Ranaudo on 1/27

## Career Fielding Record

YEAR	CLUB	POS	PCT.	G	GS	PO	A	E	TC	DP
2012	TEXAS	P	1.000	58	0	4	12	0	16	3
2013	TEXAS	P	1.000	65	0	5	10	0	15	0
2014	TEXAS	P	1.000	27	12	2	8	2	12	0
2015	BOSTON	P	1.000	54	0	5	10	0	15	0
<b>Career Totals</b>		<b>P</b>	<b>.966</b>	<b>204</b>	<b>12</b>	<b>16</b>	<b>40</b>	<b>2</b>	<b>58</b>	<b>3</b>

## Career Single-Game Highs

<b>INNINGS PITCHED</b>	7.2, 4/15/14 vs. SEA (start)
	4.0, 6/10/12 at SF (relief)
<b>STRIKEOUTS</b>	8, 4/20/14 vs. CWS (start)
	4, 7/10/15 vs. NYY (relief)
<b>HITS ALLOWED</b>	12, 5/6/14 at COL (start)
	6, 2 times, last 5/30/14 at WSH (relief)
<b>RUNS ALLOWED</b>	10, 4/30/14 vs. OAK (start)
	4, 2 times, last 9/4/13 at OAK (relief)
<b>WALKS ALLOWED</b>	6, 4/9/14 at BOS (start)
	2, 9 times, last 6/25/15 vs. BAL (relief)
<b>HOME RUNS ALLOWED</b>	2, 3 times, last 8/14/14 vs. TB
<b>EJECTIONS</b>	None
<b>SCORELESS INNINGS STREAK</b>	24.0, 5/29-7/18/12

# 32 JOSH RUTLEDGE

INF



**Bats:** Right • **Throws:** Right • **Height:** 6-1 • **Weight:** 190  
**Opening Day Age:** 26 • **MLB Service:** 2 years, 90 days  
**Born:** 4/21/1989 in Birmingham, AL  
**Resides:** Cullman, AL  
**Acquired:** From the Los Angeles Angels of Anaheim in exchange for OF Shane Victorino and cash considerations on 7/27/2015  
**Contract Status:** Signed through 2016

## Non-Roster Invitee

### Career Highlights

- ✦ Entering 7th professional season, his 1st ML Spring Training camp with the Red Sox.
- ✦ Made his major league debut in 2012, before having ever appeared at a level higher than Double-A...Made his first career Opening Day roster with COL in 2013.
- ✦ In 2014 with COL, hit above .300 in April (.318), June (.321), July (.315), and September (.333).
- ✦ In 2012, homered in 4 straight games from 7/29-8/2, becoming the first COL rookie to accomplish the feat...Hit 6 HR in his first 20 games, the first Rockies player with that many HR within his first 20 ML games.
- ✦ Had 17 XBH in his first 22 major league games...Became only the fourth player since 1914 with as many as 17 XBH within their first 22 major league games, joining Mandy Brooks (19 in 1925), Joe DiMaggio (18 in 1936), and Roy Weatherly (17 in 1936).
- ✦ In 2011 with High-A Modesto, hit .441 (52-for-118) during a 27-game hitting streak from 7/4-8/3, the 2nd-longest in team history at the time and the longest by any minor league player in 2011...Reached base via hit, BB, or HBP in 41 consecutive games from 6/23-8/12, posting a .424 AVG/.481 OBP/.667 SLG line in that stretch (70-for-165, 38 R, 34 RBI, 20 2B, 4 3B, 4 HR, 10 BB, 8 HBP).
- 2015: Played 39 games with BOS, posting a career-high .284 AVG (21-for-74) and appearing defensively at 2B (30 games, 18 starts) and 3B (5 games, 1 start)...Also saw action in 81 minor league games in the LAA system prior to joining Boston.**
- ✦ Began the season with LAA's Triple-A affiliate Salt Lake, playing 78 games from 4/9-7/26...Hit .320 (48-for-150) at home.
- ✦ On 4/20 vs. Sacramento, tied a career high with 5 hits, scoring 2 runs and driving in 1.
- ✦ Missed time on the DL from 6/19-30 with a hip muscle strain...Played 3 games with the AZL Angels on a rehab assignment from 6/26-29, hitting .583 (7-for-12) with 4 extra-base hits and a 1.810 OPS.
- ✦ Hit .360 (31-for-86) with a .523 SLG in 20 July games with the Bees, collecting 9 XBH and 9 RBI.
- ✦ Traded to BOS on 7/27 and made his Red Sox debut at 3B on 7/29 vs. CWS.
- ✦ Singled for his 1st Red Sox hit on 7/31 at Fenway vs. TB...On 8/21 vs. KC, hit his 1st HR with BOS and 20th of his career.
- ✦ From 8/20-9/5, hit .478 (11-for-23) with a HR and 5 RBI...Hit safely in 7 of those 8 games (sac fly in only PA on 8/28).
- ✦ Designated for assignment on 11/20...Cleared waivers and outrighted to Triple-A Pawtucket on 11/30.
- 2014: Spent the majority of the season with COL, setting career highs in games played (105), hits (83), and triples (7) across a pair of stints with the Rockies.**
- ✦ With the Rockies, split his time defensively at SS (69 games, 58 starts), 2B (17 games, 12 starts), and 3B (5 games, all starts).
- ✦ Hit above .300 in April (.318), June (.321), July (.315), and September (.333).
- ✦ Hit .346 with runners on base (44-for-127), including .319 with runners in scoring position (23-for-72).
- ✦ Batted .309 vs. LHP (25-for-81), .306 in day games (34-for-111), and .315 at home (52-for-165).
- ✦ From 6/1 through the remainder of the season, was 1 of only 4 NL shortstops (min. 300 PA) to bat at least .270 with 15 or more doubles.
- ✦ Began the season with Triple-A Colorado Springs, hitting .333 (18-for-54) in 15 games.
- 2013: Made his first career Opening Day roster and spent the majority of the season with COL...Hit .235 (67-for-285) with 7 HR in 88 games over 3 stints with the Rockies...Also posted a .371/.444/.587 batting line in 38 games with Triple-A Colorado Springs.**
- ✦ Appeared in 58 ML games at 2B and 14 at SS...Started Opening Day at 2B, the first time in his professional career he began a season at a position other than SS.
- ✦ Ranked 9th in the NL with 19 runs scored in April (25 G).

Josh  
Rutledge

## Josh Rutledge, Continued

- 🔥 Hit .328 (19-for-58) with a .381 OBP in 21 games in September.
- 🔥 In 38 games with Triple-A Colorado Springs, hit .371 (53-for-143) with 17 2B, 1 3B, 4 HR, and 24 RBI...In his final 7 appearances before his September recall, went 14-for-21 (.667) with 5 2B and 9 RBI.
- 🔥 Hit safely in 12 consecutive games with Colorado Springs from 6/11-8/8.

**2012: Made his major league debut, batting .274 (76-for-277) with 20 2B, 5 3B, 8 HR, and 37 RBI in 73 games with the Rockies...Named a Texas League mid-season All-Star, batting .306 (109-for-356) in 87 games with Double-A Tulsa.**

- 🔥 Made ML debut on 7/13 vs. PHI, going 2-for-2 with 2 RBI, a BB, and a stolen base...Became the first Rockies player with a hit in each of his first 2 ML plate appearances since Ben Petrick on 9/1/99.
- 🔥 Was not recalled from Double-A Tulsa until after the All-Star break, but still ranked in the top 10 among NL rookies in doubles (8th), XBH (T-8th), RBI (9th), and HR (T-10th)...His 130 total bases after the break ranked 2nd among NL rookies.

🔥 Homered in 4 straight games from 7/29-8/2, becoming the first COL rookie to accomplish the feat...Hit 6 HR in his first 20 games, the first Rockies player with that many HR within his first 20 ML games.

🔥 Had 17 XBH in his first 22 games...Became only the fourth player since 1914 with as many as 17 XBH within their first 22 major league games, joining Mandy Brooks (19 in 1925), Joe DiMaggio (18 in 1936), and Roy Weatherly (17 in 1936)...Set a Rockies record with 64 total bases in his first 25 games.

🔥 Had 18 RBI in his first 22 games...The only other Rockies player with as many as 18 RBI within his first 22 ML games was Jeff Baker in 2005-06 (20 RBI).

🔥 Hit his first career pinch-hit HR on 8/25 at CHC...Hit his first career grand slam on 9/16 at SD.

**2011: Named a California League postseason All-Star after spending the entire season with High-A Modesto...Hit safely in 27 consecutive games from 7/4-8/3, the longest hitting streak of the season among all minor leaguers...Ranked 7th in the CL in AVG (.348).**

🔥 His .348 AVG (160-for-460) ranked 2nd in the California League and 7th in the minors...Hit .411 (109-for-265) with a .461 OBP and .664 SLG in the second half of the season.

🔥 Named the COL organization's Player of the Month for August (.393 AVG, 44-for-112, 20 R, 10 2B, 4 3B, 3 HR, 21 RBI, 6 BB, 4 SB)...Named California League Player of the Week for the periods 8/1-7 and 8/30-9/5.

🔥 Hit .441 (52-for-118) during a 27-game hitting streak from 7/4-8/3, the 2nd-longest in Modesto history...Reached base via hit, BB, or HBP in 41 consecutive games from 6/23-8/12, posting a .424 AVG/.481 OBP/.667 SLG line in that stretch (70-for-165, 38 R, 34 RBI, 20 2B, 4 3B, 4 HR, 10 BB, 8 HBP).

🔥 Homered in 3 consecutive games from 7/22-24, and in 3 of 4 games from 8/31-9/3.

🔥 Recorded 20 3+ hit games and seven 4+ hit games, going 5-for-6 on 7/7 at Stockton and 7/29 vs. Bakersfield.

🔥 Following the season, ranked by *Baseball America* as the 10th-best prospect in the Rockies' organization.

**2010: Made professional debut with Short-A Tri-City, appearing in 11 games at SS and DH.**

### Personal

---

- 🔥 Full name: Joshua Alan Rutledge.
- 🔥 Signed by Damon Iannelli (Rockies).
- 🔥 Attended the University of Alabama...Named to the 2010 All-SEC First Team...Led the Crimson Tide with a .369 AVG in 2008, becoming only the second freshman in school history to lead the team in batting.
- 🔥 Graduated from Cullman High School...In 2007, won a state championship and was named Alabama 5A Player of the Year.
- 🔥 His older brother, Michael, played baseball at Mississippi State from 2005-07.

### In the Community

---

Josh greeted fans at the gate and posed for selfies before a game at Fenway Park during Fan Appreciation in September 2015...In August 2015, attended Picnic in the Park following a game against the Rays and provided on-field instruction to youth baseball players as part of Sox Talk at Fenway...Also in 2015, met with Jimmy Fund patients during their trip to Fenway Park and participated in the Ice Bucket Challenge.



**Josh Rutledge's Career Record**

YEAR	CLUB	AVG	G	AB	R	H	2B	3B	HR	RBI	SH	SF	HB	BB	SO	SB	CS	E
2010	Tri-City	.128	11	39	6	5	0	0	0	4	1	0	1	4	10	1	0	4
2011	Modesto	.348	113	460	91	160	33	9	9	71	8	2	12	41	91	16	3	24
2012	Tulsa	.306	87	356	57	109	27	3	13	35	0	4	5	14	69	14	4	8
	COLORADO	.274	73	277	37	76	20	5	8	37	0	1	4	9	54	7	0	11
2013	COLORADO	.235	88	285	45	67	6	1	7	19	4	1	2	22	62	12	0	6
	Colorado Springs	.371	38	143	24	53	17	1	4	24	0	0	7	12	21	1	2	8
2014	Colorado Springs	.333	15	54	7	18	3	0	1	5	1	1	1	7	12	3	3	1
	COLORADO	.269	105	309	44	83	16	7	4	33	5	2	6	20	83	2	3	13
2015	AZL Angels	.583	3	12	6	7	2	1	1	2	0	0	0	2	0	1	0	0
	Salt Lake	.274	78	310	45	85	19	3	5	32	0	3	5	19	67	2	1	7
	BOSTON	.284	39	74	11	21	1	0	1	10	1	3	2	5	26	0	0	4
	<b>Major League Totals</b>	<b>.261</b>	<b>305</b>	<b>945</b>	<b>137</b>	<b>247</b>	<b>43</b>	<b>13</b>	<b>20</b>	<b>99</b>	<b>10</b>	<b>7</b>	<b>14</b>	<b>56</b>	<b>225</b>	<b>21</b>	<b>3</b>	<b>21</b>
	<b>Minor League Totals</b>	<b>.318</b>	<b>345</b>	<b>1374</b>	<b>236</b>	<b>437</b>	<b>101</b>	<b>17</b>	<b>33</b>	<b>173</b>	<b>10</b>	<b>10</b>	<b>31</b>	<b>99</b>	<b>270</b>	<b>38</b>	<b>13</b>	<b>49</b>
	<b>Red Sox Totals</b>	<b>.284</b>	<b>39</b>	<b>74</b>	<b>11</b>	<b>21</b>	<b>1</b>	<b>0</b>	<b>1</b>	<b>10</b>	<b>1</b>	<b>3</b>	<b>2</b>	<b>5</b>	<b>26</b>	<b>0</b>	<b>0</b>	<b>4</b>

2010 Signed by the Colorado Rockies as a third-round selection in the 2010 June Draft  
 2014 Acquired by the Los Angeles Angels of Anaheim in exchange for RHP Jairo Diaz on 12/10  
 2015 Acquired by the Boston Red Sox in exchange for OF Shane Victorino and cash considerations on 7/27

**Additional Batting Statistics**

YEAR	CLUB	OBP	SLG	OPS	TB	GDP
2012	COLORADO	.306	.469	.775	130	8
2013	COLORADO	.294	.337	.630	96	2
2014	COLORADO	.323	.405	.728	125	6
2015	BOSTON	.333	.338	.671	25	0
	<b>Major League Totals</b>	<b>.310</b>	<b>.398</b>	<b>.708</b>	<b>376</b>	<b>16</b>

**Career Fielding Record**

YEAR	CLUB	POS	PCT.	G	GS	PO	A	E	TC	DP
2012	COLORADO	2B	1.000	7	7	15	18	0	33	4
		SS	.956	57	56	83	157	11	251	33
2013	COLORADO	2B	.982	58	56	98	171	5	274	40
		SS	.984	14	13	23	37	1	61	8
2014	COLORADO	2B	.963	17	12	25	27	2	54	6
		3B	.818	5	5	1	8	2	11	1
		SS	.961	69	58	64	159	9	232	34
2015	BOSTON	2B	.966	30	18	33	53	3	89	14
		3B	.875	5	1	6	1	8	0	0
	<b>Career Totals</b>	<b>2B</b>	<b>.978</b>	<b>112</b>	<b>93</b>	<b>171</b>	<b>269</b>	<b>10</b>	<b>450</b>	<b>64</b>
		<b>3B</b>	<b>.842</b>	<b>10</b>	<b>6</b>	<b>2</b>	<b>14</b>	<b>3</b>	<b>19</b>	<b>1</b>
		<b>SS</b>	<b>.961</b>	<b>140</b>	<b>127</b>	<b>170</b>	<b>353</b>	<b>21</b>	<b>544</b>	<b>75</b>

**Career Single-Game Highs**

**HITS** 4, 8/7/12 at LAD  
**DOUBLES** 3, 8/7/12 at LAD  
**HOME RUNS** 1, 20 times, last 8/21/15 vs. KC  
**RBI** 4, 2 times, last 7/25/14 vs. PIT  
**RUNS SCORED** 4, 8/15/15 vs. SEA  
**WALKS** 2, 2 times, last 8/15/15 vs. SEA  
**STRIKEOUTS** 4, 2 times, last 7/4/14 vs. LAD  
**STOLEN BASES** 2, 4/13/13 at SD  
**HITTING STREAK** 7, 4 times, last 9/15-21/14  
**EJECTIONS** None

**Home Run Notes**

**MULTI-HOME RUN GAMES (0)**  
**LEADOFF HOME RUNS (0)**  
**GRAND SLAMS (1)**  
 9/16/12 at SD off Nick Vincent  
**PINCH-HIT HOME RUNS (2)**  
 8/25/12 at CHC off Brooks Raley  
 9/3/13 vs. LAD off Paco Rodriguez  
**EXTRA-INNING HOME RUNS (0)**  
**GAME-ENDING HOME RUNS (0)**  
**INSIDE-THE-PARK HOME RUNS (0)**

Josh  
Rutledge

# 48 PABLO SANDOVAL

3B



**Bats:** Switch • **Throws:** Right • **Height:** 5-11 • **Weight:** 255  
**Opening Day Age:** 29 • **MLB Service:** 7 years, 47 days  
**Born:** 8/11/1986 in Puerto Cabello, VZ  
**Resides:** Puerto Cabello, VZ  
**Acquired:** Signed as a free agent on 11/25/2014  
**Contract Status:** Signed through 2019 (Club option for 2020)

## Career Highlights

- 🔴 3-time World Series champion entering 2nd season with the Red Sox...Spent his first 7 years in the major leagues with SF from 2008-14, winning the World Series in all 3 trips to the postseason: 2010, 2012, and 2014.
- 🔴 Is the only 3B and 1 of 8 players overall with at least 25 2B and 10 HR in each of the last 7 seasons (2009-15).
- 🔴 Named an All-Star in back-to-back seasons in 2011 and 2012.
- 🔴 Owns a .299 AVG/.352 OBP/.485 SLG line against right-handed pitchers...In 6 full seasons with the Giants from 2009-14, led NL switch-hitters with 896 hits and 303 XBH.
- 🔴 Has reached base safely in 36 of 39 career postseason games...Had a 25-game on-base streak in the postseason from Game 4 of the 2012 NLDS through Game 2 of the 2014 World Series (.381, 7 BB, HBP, .421 OBP), tied for the 3rd-longest ever.
- 🔴 His career .344 postseason AVG (53-for-154) is the best in ML history among those with at least 150 PA... His career World Series AVG of .426 ranks 2nd all-time to David Ortiz (.455) among those with at least 50 PA in the Fall Classic.
- 🔴 Set the all-time record for a single postseason with 26 hits in the Giants' 2014 run to the World Series title.
- 🔴 Named 2012 World Series MVP after hitting .500 (8-for-16) in the Giants' 4-game sweep of the Tigers.
- 🔴 Is 1 of 6 players in ML history with a 3-HR game in both the regular season (9/4/13 at SD) and the postseason (Game 1 of 2012 WS vs. DET)...Is 1 of only 4 players ever to hit 3 HR in a World Series game, along with STL's Albert Pujols (2011 G3), NYY's Reggie Jackson (1977 G6), and NYY's Babe Ruth (2 times, 1926 G4 and 1928 G4).
- 🔴 Hit for the cycle on 9/15/11 at COL.
- 🔴 Hit .308 with 2 2B, a HR, and 4 RBI in 3 games for Venezuela during the 2013 World Baseball Classic.

### 2015: Played 126 games in his 1st season with the Red Sox.

- 🔴 Batted exclusively left-handed beginning with a pinch-hit single in the 8th inning on 5/24 vs. LAA...From that date on, hit .255 (27-for-106) against southpaws...Prior to that point, had been 2-for-41 off left-handers.
- 🔴 Hit .312 (24-for-77) in 20 April games with a .398 OBP, his best in any single month since September 2013 (.410).
- 🔴 Batted .288 (62-for-215) with 21 of his 36 XBH in 60 home games compared to a .208 AVG (53-for-255) on the road...Slugged .461 at home from 7/26 on, going 21-for-76 with 8 2B and 2 HR.
- 🔴 Hit .328 (22-for-67) on the 1st pitch of his plate appearances.
- 🔴 Made his Fenway Park debut on 4/13 vs. WSH, going 2-for-4 with a run scored in BOS' 9-4 win over WSH.
- 🔴 Hit a solo shot in the 11th inning on 5/11 at OAK for the deciding run...Was his 5th career extra-inning HR, tied for 5th most in MLB since the start of 2009...In that time, only Nelson Cruz (9), Brian McCann (9), Matt Kemp (6), and Albert Pujols (6) have hit more HR in extras.
- 🔴 Had 2 hits in 6 consecutive games from 6/13-19...Marked the longest multi-hit streak of his career and the longest by a Red Sox all season.
- 🔴 On 6/15 vs. ATL, recorded both his 200th career double in the 7th inning and his 1,000th career hit with a 2-out double in the 9th.
- 🔴 15 of his last 31 hits beginning 7/27 went for extra bases (12 2B, 3 HR).
- 🔴 Homered off Felix Hernandez in each of the right-hander's 2 starts against BOS, 5/16 in SEA and 8/15 in BOS.
- 🔴 Ejected by HP umpire John Hirschbeck in the 8th inning on 8/28 at NYM, his 1st career ejection.
- 🔴 Played in just 1 of the Red Sox' last 17 games beginning 9/18 due to illness that resulted in pneumonia...In his last game, 9/20 at TOR, scored the deciding run on an 8th-inning sac fly by Jackie Bradley Jr.

### 2014: Won 3rd World Series championship in final season with the Giants.

- 🔴 Hit .279 (164-for-588) with 26 2B, 3 3B, 16 HR, and 73 RBI while setting career highs with 157 games and 153 starts.
- 🔴 Tied for the team lead with 14 game-winning RBI (also Buster Posey) and ranked 2nd with 22 go-ahead RBI, 1 shy of the team high.
- 🔴 Had a .317 AVG (126-for-397) against righties, 4th highest in the NL.

## Pablo Sandoval, Continued

- Was the 9th-hardest National Leaguer to strike out (7.5 PA/SO).
- Hit .336 (50-for-149) when leading off an inning, 10th best in the NL.
- Spent majority of season as Giants' No. 4 hitter, batting .310 (114-for-368) in 95 starts in that spot in the batting order...Also started 3rd (31), 5th (17), and 6th (11) in the lineup.
- Placed 3rd among National League 3B with a .971 fielding percentage...Posted a career-long 73-game errorless streak from 5/25-8/22.
- Hit over .300 in 4 consecutive months: .312 in May, .301 in June, .311 in July, and .336 in August.
- Over his last 126 games beginning 5/7, had the NL's 5th-most hits (145) and 8th-best AVG (.306).
- Hit 6 HR in May, his most in a month since September 2011 (7 HR)...All 6 came within an 11-game span from 5/18-29.
- Homered in back-to-back games from 5/23-24 vs. MIN, as well as an NL-leading 5 HR in 8 games from 5/18-26.
- Had an RBI in a career-high 9 straight games from 5/21-29, the longest streak in the majors all year... Totaled an NL-high 15 RBI during that time.

**POSTSEASON:** Helped the Giants to the 2014 World Series title, batting .366 with 7 2B, 5 RBI, and 5 BB...

Started all 17 of SF's postseason games and reached safely in 16 of them...Set an all-time record for any single postseason with 26 hits...Went 2-for-4 with a BB in an 8-0 Wild Card win at PIT...Was 4-for-19 (.211) in the 4-game NLDS against WSH...Sent Game 2 of the NLDS to extras with a 2-out RBI double that ended the top of the 9th (Buster Posey out at home) in a game that SF won in 18 innings, 2-1...Had a hit in all 5 NLCS games against STL (.400, 8-for-20)...Had the Giants' only XBH (2B) in a 3-0 win over Adam Wainwright in NLCS Game 1...In NLCS Game 5 clincher, singled to open the bottom of the 9th inning and was pinch-run for by Joaquin Arias, who scored the go-ahead run on Travis Ishikawa's game-ending 3-run HR...Batted .429 (12-for-28) with multiple hits in 4 of the 7 games of the World Series against KC...Drove in the 1st run of the WS with an RBI double in the top of the 1st inning against James Shields, his 1st of 2 RBI hits in Game 1 at KC...Had a streak of reaching base safely in 25 consecutive postseason games snapped in Game 3 of the WS (0-for-4)...Unknotted a 4-4 tie in World Series Game 4 with a 2-run single in the 6th inning, providing the winning run in an eventual 11-4 SF victory...Reached in all 4 PA in Game 7 of the WS (3-for-3, 2B, HBP)...Scored the game's 1st run on a sac fly in the 2nd inning.

MOST HITS IN A SINGLE POSTSEASON			
Player	Hits	Year	Team
Pablo Sandoval	26	2014	SF
Darin Erstad	25	2002	ANA
David Freese	25	2011	STL
Marquis Grissom	25	1995	ATL

2013: Appeared in 141 games for SF (137 starts, all at 3B) and batted .278 (146-for-525) with 27 2B, 14 HR, and 79 RBI.

- Hit .354 (51-for-144) with RISP, 7th best in the NL.
- Missed time in the spring with ulnar neuritis...An MRI also showed a bone spur in the back of his elbow.
- Slugged a game-winning 2-run HR in the 9th inning on 4/30 at ARI off J.J. Putz.
- Batted .333 in April...Ended the month with 35 hits, tied for the NL lead and the most ever by a Giants player at the end of April.
- Hit a walk-off, 2-run HR on 5/21 vs. WSH off Yunesky Maya in the 10th inning.
- Missed 4 games with a left foot strain suffered in the 8th inning on 5/30...Was removed from the game on 6/8 at ARI and eventually put on the 15-day DL on 6/11 (retro to 6/9) with a perineal tendon strain.
- Reached base safely in all 6 PA on 8/16 at MIA (4-for-4, 2 BB).
- Recorded 2nd career 3-HR game on 9/4 at SD (also Game 1 of 2012 WS vs. DET)...Became just the 6th player in MLB history to have a 3-HR performance in both the regular and postseason...Was the 1st reigning World Series MVP in MLB history to hit 3 homers in a game the following season.
- Prior to the season, played for Venezuela in the World Baseball Classic and batted .308 (4-for-13) with a HR and 4 RBI in 3 games.

**2012: Named to 2nd straight All-Star team but limited to 108 games due to a pair of stints on the disabled list.**

- Signed a 3-year contract extension with the Giants on 1/18.
- Made 105 starts, including 101 at 3B, 2 at 1B, and 2 at DH.
- Began the year with a 20-game hit streak...Became just the 3rd SF Giant with 2 separate 20+ game hit streaks (also 2011), along with Willie Mays and Willie McCovey.
- Selected by the fans as the starting NL All-Star 3B with 5,743,542 votes...Displaced NYM's David Wright (4,133,380) with a final-weeks surge to make up a deficit of nearly 465,000 votes.
- Hit the 1st bases-loaded 3B in All-Star Game history on 7/10 at KC...Became only the 3rd player in All-Star Game history to come to the plate with the bases loaded and drive in all 3 men (also Fred Lynn in 1983 and Brian McCann in 2010).

## Pablo Sandoval, Continued

☛ Left the game on 7/24 vs. SD in the 3rd inning after suffering a left hamstring strain stretching as 1B on a throw from SS Brandon Crawford to complete a double play...Sat out the next 2 games before being placed on the DL on 7/28 (retro to 7/25).

☛ Homered from both sides of the plate for the 1st time in his career on 9/20 vs. COL with a solo HR off LHP Jorge De La Rosa in the 1st inning and a 3-run shot off RHP Edgmer Escalona in the 4th.

**POSTSEASON:** Hit .364 with 6 HR and 13 RBI in 16 postseason games and was named World Series MVP as the Giants won it all...His 24 hits fell 1 shy of the all-time single postseason record (broken by Sandoval with 26 in 2014)...Collected at least 1 RBI in 6 straight postseason games from NLCS Game 3 through WS Game 1 (10 total RBI)...Hit .333 (7-for-21) with 2 2B, a HR, and 3 RBI in 5 NLDS games vs. CIN as the Giants stormed back from a 2-0 deficit to win the series 3-games-to-2...Hit safely in 6 of 7 games in the Giants' NLCS victory over STL, batting .310 (9-for-29) with 2 2B, 2 HR, and a team-best 6 RBI...Went 5-for-12 (.417) as SF stormed back to win the last 3 games of the NLCS, driving in the 1st run in a 9-0 shutout win in the Game 7 clincher with a groundout in the 1st inning...Went 8-for-16 (.500) with 3 HR and 4 RBI in a 4-game WS sweep of the Tigers...His .500 AVG tied for 9th all-time in a single Fall Classic (min. 15 AB)...Was the 1st-ever Venezuelan-born World Series MVP (award 1st given out in 1955)...Made ML history in Game 1 of the WS after hitting home runs in each of his first 3 PA, just the fifth 3-HR game in WS history (Babe Ruth in both 1926 Game 4 and 1928 Game 4; Reggie Jackson in 1977 Game 6; and Albert Pujols in 2011 Game 5) and just the 9th in postseason history.

**2011: Led the Giants in AVG (.315), hits (134), HR (23), XBH (52), RBI (70), and runs (55) despite missing 40 games with a hand injury...Was an All-Star for the 1st time.**

☛ Batted .324 (107-for-330) against right-handers, 4th highest in the NL (min. 330 PA).

☛ His 27 go-ahead RBI were T-8th in the NL and his 13 game-winning RBI were T-11th.

☛ Hit safely in a career-high 22 straight games from 6/19-7/14 (.323, 31-for-96)...Was the longest streak by a Giant since Jack Clark hit in 26 straight games in 1978.

☛ Diagnosed with fractured hamate bone in his right hand on 4/30 and placed on 15-day DL on 5/1 (retro to 4/30)...Injured hand while swinging bat in game on 4/29 at WSH...Had successful surgery in Arizona on 5/3 with Dr. Don Sheridan performing procedure.

☛ Played 6 games on rehab between High-A San Jose and Triple-A Fresno before being reinstated on 6/14.

☛ Had an XBH in 9 straight games from 6/26-7/4, the longest such streak for a Giants player since Willie Mays (9 straight in 1963).

☛ Reached safely in a career-high 27 straight contests from 6/19-7/19 (.339, 38-for-112, 8 BB, .377 OBP).

☛ Named to his 1st career All-Star team by manager Bruce Bochy a week after teams were announced as a replacement for Mets' SS Jose Reyes (on DL)...Went 1-for-1 with an RBI double in his lone PA after entering as a defensive replacement at 3B in the 6th inning.

☛ Faced LHP Sergio Escalona while batting from left side of plate on 8/20 at HOU...Marked 1st time he ever faced a lefty while batting left-handed (could not swing right-handed due to inflammation in his left shoulder).

☛ Belted a pair of solo HR on 9/5 at SD...Again homered twice on 9/18 at COL, both in SF's 8-run 4th inning.

☛ Hit for the cycle on 9/15 at COL, completed with a 6th-inning 3B...Also hit a 2-run HR in the 1st, singled in the 2nd, and doubled in 5th.

☛ Was NL Player of the Week for 1st time in his career for 9/12-18 (.440, 11-for-25, 2B, 2 3B, 4 HR, 10 RBI).

☛ Battled inflammation in his left shoulder over the final 6 weeks of the season.

☛ Traveled to Taiwan in October and November for an exhibition series against Chinese Taipei national team as part of the 2011 Taiwan All-Star Series...MLB All-Stars swept the 5-game series.

**2010: In 2nd full ML season, hit .268 (151-for-563) with 34 2B, 13 HR, and 63 RBI in 152 games.**

☛ Hit .330 (92-for-279) with 9 HR and 40 RBI in 76 games at AT&T Park, the 6th-best home AVG in the NL.

☛ Hit 122 points lower on the road: .208 (59-for-284) with 4 HR and 23 RBI...Had largest difference between home and road AVG among all MLB qualifiers.

☛ Grounded into an NL-leading 26 double plays, 16 more than his 2009 total of 10.

☛ Made 2nd career Opening Day roster as well as 2nd consecutive Opening Day start.

### PLAYERS TO HIT 3 HR IN A WORLD SERIES GAME

Player	Team	Opp.	Year	Gm.
Babe Ruth	NYG	STL	1926	G4
Babe Ruth	NYG	STL	1928	G4
Reggie Jackson	NYG	LAD	1977	G6
Albert Pujols	STL	TEX	2011	G5
<b>Pablo Sandoval</b>	<b>SF</b>	<b>DET</b>	<b>2012</b>	<b>G1</b>

### PLAYERS TO WIN WORLD SERIES MVP AS A THIRD BASEMAN

Player	Team	Year
Brooks Robinson	BAL	1970
Pete Rose	CIN	1975
Mike Schmidt	PHI	1980
Ron Cey	LAD	1981
Ray Knight	NYM	1986
Scott Brosius	NYG	1998
Troy Glaus	ANA	2002
Mike Lowell	BOS	2007
David Freese	STL	2011
<b>Pablo Sandoval</b>	<b>SF</b>	<b>2012</b>

## Pablo Sandoval, Continued

**POSTSEASON:** Batted .176 (3-for-17) with 2 RBI in 6 postseason games as the Giants won the World Series... Started 5 of the club's 15 games (4 at 3B, 1 at DH)...Both RBI came on a 2-run double in Game 4 of the NLCS vs. PHI that turned a 4-3 deficit into a 5-4 lead in an eventual 6-5 victory...Only World Series appearance was a start in Game 3 as DH at TEX (0-for-3).

**2009: Hit .330 (189-for-572) with 44 2B, 5 3B, 25 HR, and 90 RBI in his 1st full ML season.**

- 🔥 His .330 AVG ranked 2nd among NL qualifiers to FLA's Hanley Ramirez (.342).
- 🔥 Also ranked among NL leaders in 2B (3rd), multi-hit games (2nd, 57), AVG vs. LHP (3rd, .379), hits (6th), total bases (6th, 318), SLG (6th, .556), XBH (7th, 74), and IBB (9th, 13).
- 🔥 Was just the 3rd player in Giants history to hit at least .330 while reaching 40 2B, 25 HR, and 90 RBI, along with Bill Terry (1932) and Jeff Kent (2000).
- 🔥 His 189 hits were the most by a Giant since Jeff Kent had 195 in 2002.
- 🔥 Became the 8th Giant in franchise history to record 20+ HR and 40+ 2B in a season.
- 🔥 Led the NL in home AVG (.361).
- 🔥 Was 1 of 5 players on the Final Vote fan ballot for the last spot on the NL's All-Star roster...Finished 2nd to PHI's Shane Victorino.
- 🔥 Was the SF nominee for MLBPA's Heart and Hustle Award.
- 🔥 Made 1st career Opening Day roster...At 22 years old, was the Giants' youngest Opening Day starter at 3B since Tom O'Malley at 22 years old in 1983.
- 🔥 Caught his 1st game of the season on 4/22 vs. SD...Was behind the plate for all 10.0 innings of the Giants' 1-0 win.
- 🔥 Hit 1st career walk-off HR on 5/12 vs. WSH.
- 🔥 Reached base safely in 25 straight games from 6/4-30 (.411, 37-for-90, 13 BB, .481 OBP).
- 🔥 Belted 1st career grand slam off FLA's Sean West in 5th inning on 7/6 at AT&T Park.
- 🔥 Following the season, hit .395 (32-for-81) in 20 games for Magallanes of the Venezuelan Winter League.

**2008: Named Giants Minor League Player of the Year and made ML debut, batting .345 in 41 games for SF.**

- 🔥 Began season with High-A San Jose (68 games), moved to Double-A Connecticut (44 games), then jumped straight to the majors in mid-August without ever playing at Triple-A.
- 🔥 Hit .350 (157-for-448) with 38 2B, 2 3B, 20 HR, and 96 RBI in the minors before recall...Among full-season minor league qualifiers, ranked 7th in AVG.
- 🔥 Primarily appeared at catcher in the minors (83 games).
- 🔥 Was a mid-season California League All-Star with San Jose...Also made the World Team roster of the MLB All-Star Futures Game at Yankee Stadium on 7/13.
- 🔥 Selected to the ML roster from Connecticut on 8/13 and debuted that day at HOU as the Giants' starting catcher.
- 🔥 Played regularly after recall, appearing in 41 of the club's 43 games (34 starts), including each of SF's last 39 contests beginning 8/18 (32 starts).
- 🔥 Batted .345 (50-for-145) with 10 2B, 3 HR, and 24 RBI in 41 games for SF.
- 🔥 For the Giants, started at 1B (13), 3B (12), and catcher (9).
- 🔥 Singled off Mike Hampton in the 2nd inning on 8/16 at ATL for his 1st ML hit, part of a 3-hit effort in his 2nd ML game.
- 🔥 Clubbed 1st ML homer on 8/27 vs. COL off Livan Hernandez.
- 🔥 After the season, led the Venezuelan Winter League with a .396 AVG (76-for-192) and a .677 SLG in 52 games for Magallanes.

### BEST CAREER BATTING AVERAGE IN THE WORLD SERIES (MIN. 50 PA)

1.	David Ortiz	.455
2.	Pablo Sandoval	.426
3.	Pepper Martin	.418
	Paul Molitor	.418
5.	Lance Berkman	.410

### PLAYERS WITH 3-HR GAMES IN BOTH REGULAR SEASON AND POSTSEASON

Player	Regular Season	Postseason
Adrian Beltre	8/22/2012 vs. BAL	ALDS G4 at TB
George Brett	7/22/1979 at TEX 4/20/1983 at DET	ALCS G3 at NYY
Reggie Jackson	7/2/1969 vs. SEA 9/18/1986 vs. KC	WS G6 vs. LAD
Albert Pujols	7/20/2004 at CHC 4/16/2006 vs. CIN 9/3/2006 vs. PIT	WS G3 at TEX
Babe Ruth	5/30/2010 at CHC 5/21/1930 at PHA 5/25/1935 at PIT	WS G4 at STL WS G4 at STL
<b>Pablo Sandoval</b>	<b>9/4/2013 at SD</b>	<b>WS G1 vs. DET</b>

## Pablo Sandoval, Continued

### 2007: Spent the entire season at High-A San Jose and led the team in doubles (33).

- Split time between catcher (59 games) and 1B (42 games).
- Was the 3rd-hardest in the California League to strike out (8.1 PA/SO).
- Hit .317 (80-for-252) over his last 62 games of the season beginning 6/9 (9th in the CL)...Entered that stretch batting .235.
- Had a pair of 5-hit games on 5/4 and 6/22, both against Bakersfield.
- After the season, appeared in 11 games for Magallanes in the Venezuelan Winter League.

### 2006: Played at Single-A Augusta in 1st year of full-season ball.

- Led the GreenJackets with 93 games at 1B...Also appeared in 21 games at 3B.
- Selected to the World Team roster for the MLB All-Star Futures Game on 7/9 in PIT (1-for-2).
- Hit .320 (8-for-25) in 6 playoff games for Augusta.
- Also went 4-for-12 (.333) in 7 games for Magallanes in the Venezuelan Winter League.

### 2005: Named to *Baseball America's* Short-Season All-Star Team after batting .330 (97-for-294) in 75 games for SF's Salem-Keizer affiliate.

- Also earned a spot on the Northwest League's postseason All-Star team.
- Ranked among NWL leaders in hits (2nd), RBI (2nd, 50), AVG (3rd), and total bases (5th, 125)...Was the 2nd-hardest batter to strike out (9.9 PA/SO).
- His 70 games at 3B were the most in the league.

### 2004: Made pro debut with 46 games for the Rookie-level Arizona League-champion Giants.

- Appeared exclusively at catcher.
- Went 2-for-4 in 1-game playoff against the A's.

## Personal

- Full name: Pablo Emilio Sandoval.
- Signed by Ciro Villalobos (Giants).
- Has 2 daughters, Yoleadny Carolina and Melanie.
- Attended Academia Centro de Estudio Carabobo (VZ) in 2003.
- A born lefty, learned how to throw with his right hand at the age of 9 so he could play catcher...Later added switch-hitting to his switch-throwing.

## In the Community

Pablo's Panda Kids Foundation in the United States, and his Hermanos Sandoval al Bate program in Venezuela, help promote lasting improvements in the lives of underprivileged children in both countries...The organizations focus on assisting children who are poor, disabled, sick, or in charitable need...In 2015, served as co-captain of the Jimmy Fund along with teammate Brock Holt, visiting with patients at the clinic and at Fenway Park...Was on hand for the Red Sox' inaugural Baseball Winter Weekend, where he took part in autograph and photo sessions with fans...Also in 2015, purchased tickets for underprivileged children to attend games at Fenway Park as part of the Pablo's Pandas program...Attended Picnic in the Park and participated in the WISE Hitting Clinic, the Ice Bucket Challenge, and the Red Sox Destinations program in his first season with Boston...During spring training, attended the Red Sox Foundation's Casino Night...Was honored by the FBI's San Francisco Division in appreciation for providing 50,000 Child ID Kits to children in the San Francisco Community in 2011...Teamed up with Positive Athlete, a program that helps promote positivity to young athletes...While a member of the Giants, made numerous community appearances, including visits to a number of Bay Area schools.

**Pablo Sandoval's Career Record**

YEAR	CLUB	AVG	G	AB	R	H	2B	3B	HR	RBI	SH	SF	HB	BB	SO	SB	CS	E
2004	AZL Giants	.266	46	177	21	47	9	5	0	26	3	4	2	5	17	4	1	4
2005	Salem-Keizer	.330	75	294	46	97	15	2	3	50	3	3	6	21	33	2	3	13
2006	Augusta	.265	117	438	43	116	20	1	1	49	1	4	8	22	74	3	4	17
2007	San Jose	.287	102	401	56	115	33	5	11	52	3	3	0	16	52	3	1	4
2008	San Jose	.359	68	273	61	98	25	2	12	59	0	2	3	23	39	2	1	6
	Connecticut	.337	44	175	29	59	13	0	8	37	0	1	0	8	20	0	1	3
	SAN FRANCISCO	.345	41	145	24	50	10	1	3	24	0	4	1	4	14	0	0	1
2009	SAN FRANCISCO	.330	153	572	79	189	44	5	25	90	0	5	4	52	83	5	5	14
2010	SAN FRANCISCO	.268	152	563	61	151	34	3	13	63	0	5	1	47	81	3	2	13
2011	San Jose	.000	1	3	1	0	0	0	0	0	0	0	0	0	1	0	0	1
	Fresno	.278	5	18	4	5	0	0	2	7	0	2	0	2	0	0	0	0
	SAN FRANCISCO	.315	117	426	55	134	26	3	23	70	1	7	0	32	63	2	4	10
2012	Fresno	.273	3	11	3	3	1	0	2	2	0	0	0	1	0	0	0	0
	San Jose	.273	6	22	1	6	2	0	1	1	0	0	0	1	5	0	0	0
	SAN FRANCISCO	.283	108	396	59	112	25	2	12	63	0	7	1	38	59	1	1	13
2013	San Jose	.667	2	6	2	4	0	0	2	2	0	0	0	0	0	0	0	1
	SAN FRANCISCO	.278	141	525	52	146	27	2	14	79	0	6	6	47	79	0	0	18
2014	SAN FRANCISCO	.279	157	588	68	164	26	3	16	73	0	7	4	39	85	0	0	11
2015	BOSTON	.245	126	470	43	115	25	1	10	47	1	2	7	25	73	0	0	15
	<b>Major League Totals</b>	<b>.288</b>	<b>995</b>	<b>3685</b>	<b>441</b>	<b>1061</b>	<b>217</b>	<b>20</b>	<b>116</b>	<b>509</b>	<b>2</b>	<b>43</b>	<b>24</b>	<b>284</b>	<b>537</b>	<b>11</b>	<b>12</b>	<b>95</b>
	<b>Minor League Totals</b>	<b>.303</b>	<b>469</b>	<b>1818</b>	<b>267</b>	<b>550</b>	<b>118</b>	<b>15</b>	<b>42</b>	<b>285</b>	<b>10</b>	<b>19</b>	<b>19</b>	<b>99</b>	<b>241</b>	<b>14</b>	<b>11</b>	<b>49</b>
	<b>Red Sox Totals</b>	<b>.245</b>	<b>126</b>	<b>470</b>	<b>43</b>	<b>115</b>	<b>25</b>	<b>1</b>	<b>10</b>	<b>47</b>	<b>1</b>	<b>2</b>	<b>7</b>	<b>25</b>	<b>73</b>	<b>0</b>	<b>0</b>	<b>15</b>

Pablo Sandoval

- 2008 Signed by the San Francisco Giants as an international free agent on 5/8
- 2011 On disabled list with a right hand fracture, 4/30-6/13
- 2012 On disabled list with a left hand fracture, 5/3-6/8
- 2012 On disabled list with a left hamstring strain, 7/25-8/12
- 2013 On disabled list with a left foot strain, 6/9-23
- 2014 Signed by the Boston Red Sox as a free agent on 11/25

**Additional Batting Statistics**

YEAR	CLUB	OBP	SLG	OPS	TB	GDP
2008	SAN FRANCISCO	.357	.490	.847	71	6
2009	SAN FRANCISCO	.387	.556	.943	318	10
2010	SAN FRANCISCO	.323	.409	.732	230	26
2011	SAN FRANCISCO	.357	.552	.909	235	12
2012	SAN FRANCISCO	.342	.447	.789	177	13
2013	SAN FRANCISCO	.341	.417	.758	219	19
2014	SAN FRANCISCO	.324	.415	.739	244	16
2015	BOSTON	.292	.366	.658	172	14
	<b>Major League Totals</b>	<b>.339</b>	<b>.452</b>	<b>.791</b>	<b>1666</b>	<b>116</b>

**Wild Card Record**

YEAR	CLUB	AVG	G	AB	R	H	2B	3B	HR	RBI	SH	SF	HB	BB	SO	SB	CS	E
2014	SF vs. PIT	.500	1	4	2	2	0	0	0	0	0	0	0	1	1	0	0	0

**Division Series Record**

YEAR	CLUB	AVG	G	AB	R	H	2B	3B	HR	RBI	SH	SF	HB	BB	SO	SB	CS	E
2010	SF vs. ATL	.167	2	6	0	1	0	0	0	0	0	0	0	1	2	0	0	1
2012	SF vs. CIN	.333	5	21	2	7	2	0	1	3	0	1	0	0	2	0	0	1
2014	SF vs. WSH	.211	4	19	1	4	1	0	0	1	0	0	0	1	4	0	0	0
	<b>Division Series Totals</b>	<b>.261</b>	<b>11</b>	<b>46</b>	<b>3</b>	<b>12</b>	<b>3</b>	<b>0</b>	<b>1</b>	<b>4</b>	<b>0</b>	<b>1</b>	<b>0</b>	<b>2</b>	<b>8</b>	<b>0</b>	<b>0</b>	<b>2</b>

**League Championship Series Record**

YEAR	CLUB	AVG	G	AB	R	H	2B	3B	HR	RBI	SH	SF	HB	BB	SO	SB	CS	E
2010	SF vs. PHI	.250	3	8	0	2	1	0	0	2	0	0	0	1	0	0	0	1
2012	SF vs. STL	.310	7	29	4	9	2	0	2	6	0	0	0	2	4	0	0	2
2014	SF vs. STL	.400	5	20	3	8	3	0	0	0	0	0	1	2	2	0	0	0
	<b>LCS Totals</b>	<b>.333</b>	<b>15</b>	<b>57</b>	<b>7</b>	<b>19</b>	<b>6</b>	<b>0</b>	<b>2</b>	<b>8</b>	<b>0</b>	<b>0</b>	<b>1</b>	<b>5</b>	<b>6</b>	<b>0</b>	<b>0</b>	<b>3</b>

**World Series Record**

YEAR	CLUB	AVG	G	AB	R	H	2B	3B	HR	RBI	SH	SF	HB	BB	SO	SB	CS	E
2010	SF vs. TEX	.000	1	3	0	0	0	0	0	0	0	0	0	0	1	0	0	0
2012	SF vs. DET	.500	4	16	3	8	1	0	3	4	0	0	0	1	2	0	0	0
2014	SF vs. KC	.429	7	28	6	12	3	0	0	4	0	0	1	1	4	0	0	0
	<b>World Series Totals</b>	<b>.426</b>	<b>12</b>	<b>47</b>	<b>9</b>	<b>20</b>	<b>4</b>	<b>0</b>	<b>3</b>	<b>8</b>	<b>0</b>	<b>0</b>	<b>1</b>	<b>2</b>	<b>7</b>	<b>0</b>	<b>0</b>	<b>0</b>

**All-Star Game Record**

YEAR	CLUB	AVG	G	AB	R	H	2B	3B	HR	RBI	SH	SF	HB	BB	SO	SB	CS	E
2011	NL at ARI	1.000	1	1	0	1	1	0	0	1	0	0	0	0	0	0	0	0
2012	NL at KC	.500	1	2	1	1	0	1	0	3	0	0	0	0	0	0	0	0
	<b>All-Star Game Totals</b>	<b>.667</b>	<b>2</b>	<b>3</b>	<b>1</b>	<b>2</b>	<b>1</b>	<b>1</b>	<b>0</b>	<b>4</b>	<b>0</b>	<b>0</b>	<b>0</b>	<b>0</b>	<b>0</b>	<b>0</b>	<b>0</b>	<b>0</b>

## Pablo Sandoval, Continued

### World Baseball Classic Record

YEAR	CLUB	AVG	G	AB	R	H	2B	3B	HR	RBI	SH	SF	HB	BB	SO	SB	CS	E
2013	Venezuela	.308	3	13	1	4	2	0	1	4	0	0	0	1	2	0	0	0

### Career Fielding Record

YEAR	CLUB	POS	PCT.	G	GS	PO	A	E	TC	DP
2008	SAN FRANCISCO	C	1.000	11	9	76	6	0	82	1
		1B	.991	17	13	100	12	1	113	7
		3B	1.000	12	12	3	14	0	17	0
2009	SAN FRANCISCO	C	1.000	3	3	21	2	0	23	0
		1B	.985	26	24	181	10	3	194	10
		3B	.960	120	120	70	195	11	276	13
2010	SAN FRANCISCO	1B	1.000	11	10	79	0	0	79	6
		3B	.961	143	136	93	228	13	334	23
		1B	1.000	6	6	54	6	0	60	3
2011	SAN FRANCISCO	3B	.966	106	101	71	214	10	295	16
		1B	1.000	3	2	10	1	0	11	1
		3B	.954	102	101	63	207	13	283	13
2013	SAN FRANCISCO	3B	.940	137	137	77	206	18	301	14
		3B	.971	151	150	89	282	11	382	27
2014	SAN FRANCISCO	3B	.971	151	150	89	282	11	382	27
2015	BOSTON	3B	.842	123	122	78	200	15	293	19
		<b>Career Totals</b>	<b>C</b>	<b>1.000</b>	<b>14</b>	<b>12</b>	<b>97</b>	<b>8</b>	<b>0</b>	<b>105</b>
		<b>1B</b>	<b>.991</b>	<b>63</b>	<b>55</b>	<b>424</b>	<b>29</b>	<b>4</b>	<b>457</b>	<b>27</b>
		<b>3B</b>	<b>.958</b>	<b>894</b>	<b>879</b>	<b>544</b>	<b>1546</b>	<b>91</b>	<b>2181</b>	<b>125</b>

2016  
Red Sox

### Career Single-Game Highs

<b>HITS</b>	4, 10 times, last 4/28/15 vs. TOR
<b>DOUBLES</b>	3, 9/11/11 vs. LAD
<b>HOME RUNS</b>	3, 9/4/13 at SD
<b>RBI</b>	6, 9/4/13 at SD
<b>RUNS SCORED</b>	4, 9/29/09 vs. ARI
<b>WALKS</b>	3, 6 times, last 4/26/15 at BAL
<b>STRIKEOUTS</b>	3, 9 times, last 8/24/15 at CWS
<b>STOLEN BASES</b>	1, 11 times, last 9/19/12 vs. COL
<b>HITTING STREAK</b>	22, 6/19/11-7/14/11
<b>EJECTIONS (1)</b>	8/28/15 at NYM (HP, John Hirschbeck)

### Home Run Notes

#### MULTI-HOME RUN GAMES (6)

#### 3-HOME RUN GAMES (1)

9/4/13 at SD

#### 2-HOME RUN GAMES (5)

6/15/09 vs. LAA

6/27/09 at MIL

9/5/11 at SD

9/18/11 at COL

9/20/12 vs. COL

#### LEADOFF HOME RUNS (0)

#### GRAND SLAMS (1)

7/6/09 vs. FLA off Sean West

#### PINCH-HIT HOME RUNS (0)

#### EXTRA-INNING HOME RUNS (5)

10/4/09 at SD off Ryan Webb (10th)

6/30/11 at CHC off John Grabow (13th)

8/21/11 at HOU off Mark Melancon (11th)

5/21/13 vs. WSH off Yunesky Maya (10th)

5/11/15 at OAK off Angel Castro (11th)

#### GAME-ENDING HOME RUNS (2)

5/12/09 vs. WSH off Joe Beimel

5/21/13 vs. WSH off Yunesky Maya

#### INSIDE-THE-PARK HOME RUNS (0)



# 47 TRAVIS SHAW

1B/3B



**Bats:** Left • **Throws:** Right • **Height:** 6-4 • **Weight:** 230

**Opening Day Age:** 25 • **MLB Service:** 88 days

**Born:** 4/16/1990 in Washington Court House, OH

**Resides:** Washington Court House, OH

**Acquired:** Selected in the ninth round of the 2011 June Draft

**Contract Status:** Signed through 2016

## Career Highlights

- ✦ Made ML debut with 13 HR in 65 games for the Red Sox in 2015, his 5th pro season...Was the 1st left-handed hitting Red Sox with as many as 13 HR in his 1st big league season since Sam Horn in 1987.
- ✦ In 2015, became the 1st ever Red Sox whose first 2 games with a home run were both multi-HR games (8/1/15 vs. TB and 8/14/15 vs. SEA).
- ✦ Has totaled 61 HR over his 4 full minor league seasons, more than any other Red Sox farmhand from 2012-15.
- ✦ Helped Triple-A Pawtucket to the Governors' Cup title in 2014, batting .306 with 2 HR, 4 RBI, and 6 BB in 9 postseason games.
- ✦ Named to the 2013 Arizona Fall League's Top Prospects Team after pacing the AFL in AB/HR (12.2) for the title-winning Saguaros.
- ✦ Was twice drafted by the Red Sox...First selected in the 32nd round of the 2008 June Draft but did not sign... Signed with Boston after selection in the 9th round of the 2011 June Draft.
- 2015: Hit .270 (61-for-226) with 10 2B and 13 HR in 65 games with the Red Sox in his ML debut...His .487 SLG ranked 2nd among left-handed hitting rookies (min. 200 PA), percentage points behind CHC's Kyle Schwarber (also .487).**
- ✦ BOS went 32-23 (.581) in his 55 starts between 1B (50) and 3B (5)...Also appeared once in LF.
- ✦ Played in 56 of the team's 58 games (51 starts) following 5th and final recall on 8/1.
- ✦ Hit all 13 of his ML homers from 8/1 on, posting a .275/.332/.507 line in that span (58-for-211, 10 2B, 13 HR, 36 RBI, 17 BB).
- ✦ His 13 HR ranked T-2nd among MLB rookies from August through the end of the season, 1 shy of MIN's Miguel Sano (14)...Among all left-handed AL batters, only BAL's Chris Davis and BOS' David Ortiz (17) hit more HR after July.
- ✦ Was the 10th Red Sox to reach 13 HR in his 1st ML season, 1st left-handed hitter since Sam Horn in 1987 (14 HR).
- ✦ Hit .329 (27-for-82) with 6 HR against left-handed pitching, including 16-for-42 (.381) from 9/7 on...His 6 HR vs. LHP were the most by any AL rookie who hits left-handed since Carlos Pena in 2002 (8).
- ✦ Led ML left-handed hitters with a 13.7 AB/HR ratio against LHP and ranked 2nd with 5.1 AB/RBI (min. 85 PA)...Led AL left-handed hitters in SLG (.622) and OPS (.975) when facing a LHP (min. 85 PA).
- ✦ Posted a .319/.364/.588 line at home (38-for-80, 5 2B, 6 HR, 13 RBI, 6 BB)...His .588 SLG was the best at Fenway Park by a 1st-year major leaguer (min. 125 PA) since Ted Williams in 1939 (.609).
- ✦ Of his last 9 HR beginning 8/17, 6 tied the game or gave BOS a lead...In that time, the only AL batters with more combined game-tying and go-ahead HR were Josh Donaldson (8), David Ortiz (7), and Miguel Sano (7).
- ✦ Went hitless in first 3 ML stints (0-for-9, BB)...First recalled from Triple-A Pawtucket on 5/8, debuted that day at TOR as the starting 1B (0-for-2, BB), and optioned following the game...Returned for 1 more game on 6/15 and entered defensively vs. ATL...Recalled for 3rd stint 2 days later and appeared in 4 games (1 start) before 6/27 option.
- ✦ Recalled for 4th stint on 7/7 vs. MIA and that night recorded 1st ML hits in his 1st career start at Fenway Park, singling in each of his first 3 AB...Went back to Pawtucket on 7/17 and returned to BOS for good on 8/1, taking over as the Sox' primary 1B following the trade of Mike Napoli to Texas on 8/7.
- ✦ Among AL rookies in August, ranked 2nd in SLG (.621) and HR (7), 3rd in AVG (.310), T-3rd in runs (17), T-4th in RBI (16), and 4th in OBP (.365)...Was the 1st Red Sox rookie with at least 7 HR in any month since Brian Daubach in August 1999 (7).
- ✦ Reached base in all 5 PA on 8/1 vs. TB, his 10th ML game (5th start), going 4-for-4, 5 R, 2B, 2 HR, 3 RBI, BB...Became the 1st Red Sox to score at least 5 runs in a game since Walt Dropo on 6/8/50 vs. STL...His 11 total bases in a game were most by a Red Sox within his first 10 ML appearances since at least 1914.
- ✦ His first 4 ML homers came in a pair of 2-HR games on 8/1 vs. TB and 8/14 vs. SEA, his 18th career game...Became the 1st ever Red Sox player whose first 2 games with a home run were both multi-HR games...Joined George Scott (1966) as the only Red Sox with 2 multi-HR efforts within their first 18 career ML games.
- ✦ Posted 4-hit games on both 8/1 vs. TB and 8/18 vs. CLE, his 22nd career game...Was the 1st Red Sox since at least 1914 to record multiple 4-hit efforts within his first 22 career ML games.

## Travis Shaw, Continued

- His first 6 HR all came within his first 15 ML starts through 8/19.
- Served as Boston's No. 4 or No. 5 hitter in 37 of his last 38 starts from 8/22 on.
- Began the year with Pawtucket, seeing time at 3B (43 G), 1B (31 G), and LF (3 G)...Had a .298 AVG (48-for-161) in his last 43 minor league games beginning 5/20.

### 2014: Led the Red Sox farm system with 21 HR in 128 games between Double-A Portland and Triple-A Pawtucket.

- Combined to hit .278 (136-for-490) with 29 2B, 2 3B, 21 HR, and 78 RBI in 128 games between the 2 stops.
- Had an overall .304 AVG and .926 OPS against right-handed pitching.
- Ranked 3rd in the system in RBI and 4th in runs (78).
- Appeared primarily at 1B (110 games)...Also saw time at 3B (12 games).
- Began the year with the Sea Dogs, reaching base via hit, walk, or HBP in 40 of 47 games (85%).
- Named organization's best minor league hitter for May (.331, 39-for-118, 8 HR).
- Homered in 4 of his last 8 Double-A games before 1st promotion to Triple-A on 5/26...Finished the year with the PawSox.
- At time of 5/26 promotion, ranked among Eastern League leaders in HR (3rd, 11), BB (3rd, 29), OBP (8th, .406), SLG (6th, .548), and OPS (5th, .954).
- From 6/25-7/25, hit .337 (34-for-101) with 10 2B, 6 HR, and 23 RBI for the PawSox...In that stretch, ranked T-2nd in the International League in HR and 4th in XBH (16).
- Reached base safely in 24 consecutive games from 7/1-30 (.333, 30-for-90, 14 BB, .419 OBP).
- Helped the PawSox to the Governors' Cup title...Appeared in all 9 of the club's playoff games, batting .306 (11-for-36) with 2 2B, 2 HR, 4 RBI, and 6 BB...Includes 3-for-4 effort with a HR in the Triple-A Championship Game.
- Added to the 40-man roster on 11/20.

### 2013: Played the entire season with Double-A Portland and tied for the team lead with 16 HR, T-3rd most in the Red Sox farm system.

- Finished 5th in the Eastern League with a team-high 78 BB.
- Reached safely via hit, walk, or HBP in 97 of 127 games (77%).
- Led the Sea Dogs with 111 games at 1B...Also played 4 games at 3B.
- Reached base in his first 24 games of the season from 4/4-5/2 (.259, 22-for-85, 25 BB, .429 OBP)...Topped Double-A batters with 23 BB in April.
- Hit all 16 HR in his last 100 games beginning 5/7, T-7th most in the EL in that time.
- Hit a grand slam on 6/30 vs. New Hampshire as part of a season-high 5-RBI effort.
- Clubbed 2 HR on 7/2 vs. Trenton, reaching in all 4 PA (2-for-2, 2 HR, 2 RBI, 2 BB, SB).
- Went 3-for-4 with a HR as Portland defeated Harrisburg on 7/27 at Fenway Park.
- Following the season, helped Surprise to the Arizona Fall League championship and named to the AFL's Top Prospects Team...Led AFL qualifiers with an average of 12.2 AB/HR, and ranked among AFL leaders in AVG (6th, .361), HR (T-2nd, 5), RBI (3rd, 19), OBP (5th, .452), SLG (2nd, .705), OPS (2nd, 1.157), and XBH (5th, 11).

### 2012: Spent most of the season with High-A Salem and was a Carolina League mid- and postseason All-Star...Promoted to Double-A Portland to start August.

- Combined to bat .287 (133-for-464) with 44 2B, 3 3B, 19 HR, 85 RBI, 80 BB, 82 runs, and 12 SB between the 2 teams.
- Led Red Sox minor leaguers in doubles and finished among organizational leaders in RBI (2nd) and HR (T-4th).
- Began the year with Salem and placed 3rd among High-A qualifiers with a .957 OPS.
- Led the CL with a .411 OBP and .545 SLG, while ranking among league leaders in AVG (4th, .305), XBH (T-2nd, 50), RBI (4th, 73), BB (3rd, 59), and AB/HR (3rd, 22.1).
- Named Batter of the Week in the CL for 5/28-6/3 (.400, 10-for-25, 4 HR, 11 RBI).
- Was MVP of the California-Carolina League All-Star Game on 6/9 after knocking a 2-run HR.
- Reached safely via walk or hit in 27 of 31 games (87%) for Portland after early-August call-up.

### 2011: In his 1st pro season, led Short-A Lowell with 36 RBI and 34 BB and ranked 2nd with 13 2B, 8 HR, and 33 runs.

- Named the New York-Penn League Batter of the Week for 6/27-7/3 after setting a Spinners single-game record with 10 total bases on 7/2 at Connecticut (4-for-4, 3 2B, HR, 5 RBI, 2 BB, 3 R).
- Placed on the DL on 8/1 with a left shoulder strain and returned on 8/12.
- Transferred to Single-A Greenville on 9/4 with 2 games left in the season.

**Personal**

- 🔴 Full name: Travis R. Shaw.
- 🔴 Signed by Jon Adkins (Red Sox).
- 🔴 Hit .307 (75-for-244) with a conference-leading 14 HR and posted a .553 SLG and 51 RBI in 62 games at Kent State University in 2011...Named to the All-MAC First Team in 2011 and Second Team in 2010.
- 🔴 His father, Jeff, pitched for 5 teams in parts of 12 ML seasons from 1990-2001: CLE (1990-92), MON (1993-95), CWS (1995), CIN (1996-98), and LAD (1998-2001).
- 🔴 Graduated from Washington Sr. High School in 2008...Selected by Boston in the 32nd round of the 2008 June Draft but did not sign.

**In the Community**

Travis interacted with fans during Red Sox Winter Weekend in January 2016...Attended several events throughout 2015, including the Red Sox Foundation's Picnic in the Park, a BoSox Luncheon, a back-to-school shopping event with Red Sox Scholars, a Red Sox Rewards experience, and a player/fan photo session...During spring training in 2015, participated in the Children's Hospital of Southwest Florida Golf Classic, attended Casino Night and the JetBlue Park Open House, and participated in the Fort Myers "Day of Service" by collecting for goodwill...Also greeted fans at the gates and helped kids run the bases as part of Fan Appreciation... Was involved in local community outreach through his participation in the Red Sox 2014 Rookie Development Program, including visiting Boston Children's Hospital and painting murals at the McKinley Middle School in Boston with members of the Red Sox Scholars program.

Travis Shaw

**Travis Shaw's Career Record**

YEAR	CLUB	AVG	G	AB	R	H	2B	3B	HR	RBI	SH	SF	HB	BB	SO	SB	CS	E
2011	Lowell	.262	57	202	33	53	13	0	8	36	0	2	2	34	47	3	0	9
	Greenville	.333	2	9	1	3	1	0	0	1	0	0	0	1	0	0	0	0
2012	Salem	.305	99	354	69	108	31	3	16	73	0	3	7	59	81	11	2	13
	Portland	.227	31	110	13	25	13	0	3	12	0	1	1	21	34	1	1	2
2013	Portland	.221	127	444	57	98	21	4	16	50	0	2	5	78	117	7	3	9
2014	Portland	.305	47	177	35	54	8	1	11	37	1	0	1	29	23	5	3	4
	Pawtucket	.262	81	313	43	82	21	1	10	41	0	4	1	28	76	2	0	1
2015	Pawtucket	.249	77	289	29	72	12	2	5	30	1	2	4	26	54	0	1	7
	BOSTON	.270	65	226	31	61	10	0	13	36	0	2	2	18	57	0	1	3
<b>Major League Totals</b>		<b>.270</b>	<b>65</b>	<b>226</b>	<b>31</b>	<b>61</b>	<b>10</b>	<b>0</b>	<b>13</b>	<b>36</b>	<b>0</b>	<b>2</b>	<b>2</b>	<b>18</b>	<b>57</b>	<b>0</b>	<b>1</b>	<b>3</b>
<b>Minor League Totals</b>		<b>.261</b>	<b>521</b>	<b>1898</b>	<b>280</b>	<b>495</b>	<b>120</b>	<b>11</b>	<b>69</b>	<b>280</b>	<b>2</b>	<b>14</b>	<b>21</b>	<b>276</b>	<b>432</b>	<b>29</b>	<b>10</b>	<b>45</b>

- 2009 Selected by the Boston Red Sox in the 32nd round of the June Draft (did not sign)
- 2011 Signed by the Boston Red Sox as a ninth-round selection in the June Draft

**Additional Batting Statistics**

YEAR	CLUB	OBP	SLG	OPS	TB	GDP
2015	BOSTON	.327	.487	.814	110	1

**Career Fielding Record**

YEAR	CLUB	POS	PCT.	G	GS	PO	A	E	TC	DP
2015	BOSTON	1B	.993	55	50	419	36	3	458	50
		3B	1.000	8	5	5	14	0	19	0
		OF	---	1	0	0	0	0	0	0

**Career Single-Game Highs**

- HITS** 4, 2 times, last 8/18/15 vs. CLE
- DOUBLES** 1, 10 times, last 9/23/15 vs. TB
- HOME RUNS** 2, 2 times, last 8/14/15 vs. SEA
- RBI** 3, 3 times, last 9/30/15 at NYY
- RUNS SCORED** 5, 8/1/15 vs. TB
- WALKS** 1, 18 times, last 9/22/15 vs. TB
- STRIKEOUTS** 3, 2 times, last 8/24/15 at CWS
- STOLEN BASES** None
- HITTING STREAK** 6, 3 times, last 9/18-23/15
- EJECTIONS** None

**Home Run Notes**

- MULTI-HOME RUN GAMES (2)**
- 2-HOME RUN GAMES (2)**  
8/1/15 vs. TB  
8/14/15 vs. SEA
- LEADOFF HOME RUNS (0)**
- GRAND SLAMS (0)**
- PINCH-HIT HOME RUNS (0)**
- EXTRA-INNING HOME RUNS (0)**
- GAME-ENDING HOME RUNS (0)**
- INSIDE-THE-PARK HOME RUNS (0)**

# 39 CARSON SMITH

RHP



**Bats:** Right • **Throws:** Right • **Height:** 6-6 • **Weight:** 215  
**Opening Day Age:** 26 • **MLB Service:** 1 year, 28 days  
**Born:** 10/19/1989 in Midland, TX  
**Resides:** Houston, TX  
**Acquired:** From Seattle with LHP Roenis Elias in exchange for LHP Wade Miley and RHP Jonathan Aro on 12/7/2015  
**Contract Status:** Signed through 2016

## Career Highlights

- Entering his 5th year in professional baseball and 1st with the Red Sox after being acquired from SEA along with LHP Roenis Elias on 12/7/15...Has worked as a reliever throughout his entire professional career.
- Had spent his entire pro career pitching in the SEA organization prior to being traded to BOS...Was an 8th-round selection of the Mariners in the 2011 June Draft and made his ML debut for the club on 9/1/14.
- Owns a 2.07 ERA (18 ER/78.1 IP) with 102 SO in 78.1 IP (11.7 SO/9.0 IP) in the majors, all with SEA (2014-15).
- Struck out 92 batters as a rookie in 2015...Among AL relievers since 1990, only Dellin Betances (135 in 2014), Joel Zumaya (97 in 2006), Francisco Rodriguez (95 in 2003), and Troy Percival (94 in 1995) have more SO in a single rookie season.
- No other player in ML history with at least 15.0 IP in a season had ever posted both a strikeout rate (11.8 SO/9.0 IP) and ground ball rate (65.4%) as high as his 2015 totals.
- Set Mariners reliever records for the most scoreless appearances (20) and most scoreless innings (19.1) to begin a ML career between 2014 and 2015...Allowed the 1st run of his ML career in his 21st game in the big leagues on 5/3/15 at HOU (1.1 IP).
- Has faced a total of 969 batters between his major and minor league career and has allowed just 6 HR in 233.1 IP (0.23 HR/9.0 IP)...Allowed 4 HR in 155.1 IP (656 BF) in the minors and 2 HR in 78.1 IP (313 BF) in the big leagues.
- **2015: In his 1st full season in the big leagues, led all ML rookie relievers with 92 SO in 70.0 IP over 70 appearances for SEA...Finished with the 7th-highest SO/9.0 IP ratio (11.8) among all AL relievers.**
- Overall, ranked 4th among AL relievers in SO, 5th in IP and opponent OPS (.539), T-8th in holds (22), 9th in opponent AVG (.194), 11th in ERA (2.31), and 13th in WHIP (1.01)...Finished 3rd in ground ball rate (65.4%).
- No other player in ML history with at least 15.0 IP in a season had ever posted both a strikeout rate (11.8 SO/9.0 IP) and ground ball rate (65.4%) as high in a single season.
- Tied the Mariners single-season record for SO by a rookie reliever (also Enrique Romo in 1977)...Finished 2nd in appearances behind Ed Vande Berg's 78 in 1982, and ranked 7th in innings.
- Led all Mariners relievers in SO, appearances, and IP, and was T-2nd in saves (13).
- Limited opponents to a .278 OBP...Of his 284 batters faced, allowed 49 hits with only 13 going for extra bases (11 2B, 2 HR)...Did not allow a HR over his final 43 games of the season (44.0 IP).
- Made his 1st career Opening Day roster...In his season debut on Opening Day, 4/6 vs. LAA, earned a hold by striking out Mike Trout with 2 out and 2 on in the 8th inning to preserve the Mariners' 4-1 lead.
- Allowed the 1st run of his ML career in his 21st game in the big leagues on 5/3/15 at HOU (1.1 IP)...Had gone the first 20 appearances of his ML career without allowing a run (9/1/14-4/30/15)...Also did not allow a run in the first 19.1 IP of his career (9/1/14-5/3/15)...Set Mariners records for most scoreless appearances and most scoreless innings to begin a career.
- Allowed no runs in 56 of his 70 appearances (80%)...Went more than 1.0 IP 53 times and 2.0 IP 3 times.
- Posted a 1.45 ERA (5 ER/31.0 IP) with a 0.74 WHIP and a .157 opponent AVG over his first 33 games of the season (through 6/28)...Over his next 21 appearances, had a 5.75 ERA (13 ER/20.1 IP) with a 1.57 WHIP and a .256 AVG, but then finished the year allowing only 1 run (0 ER) in his last 16 games (18.2 IP) with a 0.86 WHIP and a .182 opponent AVG.
- Recorded 13 saves in 18 opportunities, which included the 1st of his career on 6/6 vs. TB...That save started a streak of 9 consecutive saves converted from 6/6-7/24.
- Struck out a career-high 5 batters in 2.0 IP (8 BF) on 7/7 vs. DET.
- **2014: Spent the majority of the season with Triple-A Tacoma but made his ML debut with the Mariners as a September call-up.**
- Began the year with Tacoma, his 1st experience at the Triple-A level.
- Allowed 8 ER in 10.0 IP (7.20 ERA) over his first 11 appearances, but finished the season with a 1.64 ERA (6 ER/33.0 IP) over his final 28 games.
- Allowed only 1 HR in 43.0 IP with the Rainiers (182 batters faced).
- Was added to SEA's active ML roster from Tacoma on 9/1 and made his ML debut that day at OAK...Threw 0.1 scoreless IP in the 6-1 loss.

## Carson Smith, Continued

- 🔪 Did not allow a run in any of his 9 appearances with the Mariners (8.1 IP).
- 🔪 Had 3 stints on the DL with Tacoma, 4/24-5/17 (right hand contusion), 6/9-16 (right oblique strain), and 8/8-17 (left chest strain).
- 🔪 Rated by *Baseball America* as the Mariners' No. 10 prospect after the season.
- 2013: Named Seattle's Minor League Relief Pitcher of the Year after going 1-3 with 15 saves, a 1.80 ERA (10 ER/50.0 IP) and 71 SO in 44 games for Double-A Jackson.**
- 🔪 Finished 3rd among all Mariners minor leaguers with 15 saves.
- 🔪 Held opponents to a .183 AVG (33-for-180) with only 6 XBH (5 2B, 1 HR), including a .158 AVG (9-for-57) with RISP.
- 🔪 Struck out at least 1 batter in 39 of his 44 appearances (89%).
- 🔪 Allowed only 1 ER in 28.2 IP (0.31 ERA) over his final 22 outings of the season beginning 6/21...That stretch included a season-ending 16.2-IP scoreless streak from 7/23 on.
- 🔪 Following the season pitched for Peoria in the Arizona Fall League.
- 🔪 After the season was rated by *Baseball America* as the No. 14 prospect in the SEA organization.
- 2012: Spent his 1st professional season with High Desert, where he finished with the 3rd-highest SO/9.0 IP rate among High-A California League relievers at 11.2 (77 SO/62.0 IP).**
- 🔪 Recorded 15 saves, 2nd most among Mariners farmhands and 5th most in the CL.
- 🔪 Moved into the closer's role on 6/15 and converted 14 of 15 opportunities through the end of the season.
- 🔪 From that same date (6/15), allowed just 4 runs (2 ER) over his final 33.2 IP (0.53 ERA), which spanned 28 games.
- 🔪 Included in that span was a stretch of 19.1 IP without allowing an ER from 7/17-9/3.
- 🔪 Following the season pitched for Peoria in the Arizona Fall League.
- 🔪 Was rated by *Baseball America* as possessing the best slider in the Mariners minor league system after the season...The publication also rated him as the club's No. 16 prospect after the season.
- 2011: Participated in the Mariners' Instructional League after being selected by the club in the 8th round of the June Draft.**

### Personal

- 🔪 Full name: Carson Donald Smith.
- 🔪 Signed by Kyle Van Hook (Mariners).
- 🔪 Was a 2008 graduate of Midland Christian (TX) High School.
- 🔪 Pitched for Grayson County (TX) College in 2009.
- 🔪 Attended Texas State University from 2010-11...Named Southland Conference Pitcher of the Year in 2010 and 2011...Was a Louisville Slugger All-America Second Team selection in 2011.

### Carson Smith's Career Record

YEAR	CLUB	W-L	ERA	G	GS	CG	SHO	SV	IP	H	R	ER	HR	HB	BB	SO	WP	BK
2012	High Desert	5-1	2.90	49	0	0	0	15	62.0	54	22	20	2	5	28	77	9	1
2013	Jackson	1-3	1.80	44	0	0	0	15	50.0	33	12	10	1	5	17	71	7	0
2014	Tacoma	1-3	2.93	39	0	0	0	10	43.0	44	19	14	1	1	13	45	2	0
	SEATTLE	1-0	0.00	9	0	0	0	0	8.1	2	0	0	0	0	3	10	0	0
2015	SEATTLE	2-5	2.31	70	0	0	0	13	70.0	49	19	18	2	7	22	92	6	0
<b>Major League Totals</b>		<b>3-5</b>	<b>2.07</b>	<b>79</b>	<b>0</b>	<b>0</b>	<b>0</b>	<b>13</b>	<b>78.1</b>	<b>51</b>	<b>19</b>	<b>18</b>	<b>2</b>	<b>7</b>	<b>25</b>	<b>102</b>	<b>6</b>	<b>0</b>
<b>Minor League Totals</b>		<b>7-7</b>	<b>2.55</b>	<b>132</b>	<b>0</b>	<b>0</b>	<b>0</b>	<b>40</b>	<b>155.0</b>	<b>131</b>	<b>53</b>	<b>44</b>	<b>4</b>	<b>11</b>	<b>58</b>	<b>193</b>	<b>18</b>	<b>1</b>

- 2011 Selected by the Seattle Mariners in the 8th round of the June Draft
- 2015 Acquired by the Boston Red Sox along with LHP Roenis Elias in exchange for LHP Wade Miley and RHP Jonathan Aro on 12/7

### Career Fielding Record

YEAR	CLUB	POS	PCT.	G	GS	PO	A	E	TC	DP
2014	SEATTLE	P	1.000	9	0	0	1	0	1	0
2015	SEATTLE	P	.944	70	0	11	6	1	18	0
<b>Career Fielding</b>		<b>P</b>	<b>.947</b>	<b>79</b>	<b>0</b>	<b>11</b>	<b>7</b>	<b>1</b>	<b>19</b>	<b>0</b>

### Career Single-Game Highs

<b>INNINGS PITCHED</b>	2.0, 5 times, last 8/16/15 at BOS
<b>STRIKEOUTS</b>	5, 7/7/15 vs. DET
<b>HITS ALLOWED</b>	3, 5 times, last 9/4/15 at OAK
<b>RUNS ALLOWED</b>	2, 5 times, last 8/22/15 vs. CWS
<b>WALKS ALLOWED</b>	3, 8/16/15 at BOS
<b>HOME RUNS ALLOWED</b>	1, 2 times, last 6/9/15 at CLE
<b>WINNING STREAK</b>	N/A
<b>EJECTIONS</b>	None
<b>SCORELESS INNINGS STREAK</b>	19.1, 9/11/14-5/3/15

# 71 ALI SOLIS

CATCHER



**Bats:** Right • **Throws:** Right • **Height:** 6-0 • **Weight:** 200

**Opening Day Age:** 28 • **MLB Service:** 45 days

**Born:** 9/29/1987 in Mexicali, Mexico

**Resides:** Mexicali, Mexico

**Acquired:** Signed as a minor league free agent on 12/14/2015

**Contract Status:** Signed through 2016

## Non-Roster Invitee

### Career Highlights

🔥 Entering his 12th professional season, 1st in the Red Sox organization, and his 5th straight season attending Major League Spring Training camp, each for a different team (2012-16).

🔥 Has made 4 starts and appeared in 13 ML games between the Padres (2012) and Rays (2014).

🔥 Has thrown out 209 of 625 (33%) attempted base stealers in 515 career minor league games at catcher (472 starts).

🔥 Has played for Culiacan of the Mexican Pacific Winter League in each of the last 10 seasons (2006-15)...Also loaned for a brief time to the Mexican League during the summer of 2010...Was scheduled to be Mexico's starting catcher in the 2013 World Baseball Classic, but did not play due to injury.

🔥 Played alongside Xander Bogaerts for the World Team in the 2012 SiriusXM All-Star Futures Game.

🔥 Was the starting catcher for the South squad in the Double-A Texas League All-Star Game in both 2011 and 2012.

**2015: Hit .145 (34-for-234) in 76 games between Double-A Tulsa and Triple-A Oklahoma City in his only season with the Dodgers organization...Threw out 24 of 71 (34%) attempted base stealers.**

🔥 Attended spring training as a non-roster invitee with LAD after signing as a minor league free agent on 3/5.

🔥 Spent majority of season with Tulsa...Placed on the DL from 8/11-30 with a back strain...Reinstated and transferred to Oklahoma City on 8/31.

🔥 Following the season, appeared in 61 games for Culiacan of the Mexican Pacific Winter League...Led the MPWL with 60 games behind the plate and threw out 22 of 38 (58%) attempted base stealers.

🔥 Signed by BOS as a minor league free agent on 12/14.

**2014: Made 4 starts and appeared in 8 games with Tampa Bay, but spent majority of season with Triple-A Durham.**

🔥 Attended spring training as a non-roster invitee with TB, but began the season with Durham...Selected to the ML roster on 5/27 and made his 1st start on 5/31 at BOS...Recorded his 1st RBI on 6/7 vs. SEA.

🔥 Optioned back to Durham on 6/10 and spent the remainder of the season with the Bulls...Hit .333 (19-for-57, 4 2B) during a 16-game stretch from 7/3-8/5.

**2013: Hit .179 (15-for-84) in 29 games between Double-A Altoona and Triple-A Indianapolis in his only season in the Pirates organization.**

🔥 Attended spring training as a non-roster invitee with PIT...Was scheduled to be the starting catcher for Mexico in the World Baseball Classic before suffering back spasms in his Grapefruit League debut on 3/2 vs. DET.

🔥 Signed by TB as a minor league free agent on 11/21.

🔥 Following the season, hit 7 HR in 56 games for Culiacan of the Mexican Pacific Winter League.

**2012: Made ML debut in his final season in the Padres organization...Named a Texas League mid-and postseason All-Star...Played for the World Team in the SiriusXM All-Star Futures Game.**

🔥 Attended spring training as a non-roster invitee with SD...Spent entire season with Double-A San Antonio prior to his September call-up.

🔥 Hit .344 (31-for-90) with RISP for the Missions, including .424 (14-for-33) with RISP and 2 outs.

🔥 Batted .303 and slugged .471 prior to the All-Star break (63-for-208, 18 2B, 3B, 5 HR)...Went 19-for-39 (.487) with 5 2B during an 8-game stretch from 5/28-6/6...Reached base 6 times in 9 innings on 6/3 at Arkansas (5-for-6, BB).

🔥 Was the starting catcher for the South squad in the Texas League All-Star Game on 6/28 (0-for-2).

🔥 Replaced Yasmani Grandal on the World Team roster in the SiriusXM All-Star Futures Game on 7/8 at KC's Kaufman Stadium...Was teammates with Xander Bogaerts.

🔥 Placed on the DL from 7/27-8/7 with a right groin strain.

🔥 Selected to the ML roster on 9/4...Made his ML debut on 9/16 vs. COL as a pinch-hitter (0-for-1)...Appeared in 5 games with the Padres, all as a pinch-hitter or defensive replacement.

🔥 Claimed off waivers by PIT on 10/25.

## Ali Solis, Continued

**2011: Hit .256 (75-for-293) in 84 games between Double-A San Antonio and Triple-A Tucson... Named a Texas League mid-season All-Star...Threw out 36 of 101 (36%) attempted base stealers, including 4 of 7 (57%) at the Triple-A level.**

🔥 Hit .294 (48-for-163) for San Antonio before the All-Star break, including .333 (34-for-102) in his first 30 games through 6/2...Batted .370 (17-for-46) during a season-long 12-game hit streak from 5/16-6/4.

🔥 Was the starting catcher for the South squad in the Texas League All-Star Game on 6/29 (1-for-3).

🔥 Transferred to Tucson on 7/14 and made his Triple-A debut that day vs. Las Vegas (2-for-4, 2B, R, RBI)...Appeared in 11 games before returning to San Antonio on 8/1.

**2010: Combined to hit .309 (38-for-123) with a .545 SLG and .888 OPS in 43 games between 2 levels of the SD organization and the Mexican League...Threw out 18 of 35 (51%) attempted base stealers.**

🔥 Began the season splitting time between High-A Lake Elsinore and Double-A San Antonio...Made the lone pitching appearance of his pro career on 5/7 vs. Frisco (1.0 IP, BB, SO).

🔥 Loaned to Quintana Roo of the Mexican League on 6/14...Posted a .382/.411/.618 batting line in 21 games with the Tigres...Went 9-for-22 with 3 HR from 7/7-15 and returned to SD organization on 8/13.

🔥 Played his final 6 games of the season with Lake Elsinore, homering in 4 of them and hitting safely in all 6 (10-for-25)...Went deep in 3 consecutive games from 8/27-31.

🔥 Following the season, helped Culiacan post the best record in the Mexican Pacific League (39-29), batting .304 (35-for-115) with a .354 OBP in 43 games.

**2009: Combined at 3 levels of the SD organization to hit .197 (42-for-213) in 68 games...Threw out 26 of 71 (37%) attempted base stealers.**

🔥 Began the season with High-A Lake Elsinore and appeared in 11 games before being transferred to Short-A Fort Wayne on 5/16.

🔥 Slugged .500 with 4 HR, 10 RBI, and 10 runs in only 13 games with the TinCaps before returning to Lake Elsinore on 6/11.

🔥 Hit his 2nd career grand slam on 6/21 at Rancho Cucamonga.

🔥 Transferred to San Antonio on 7/19 and played in 10 games with the Missions, his 1st Double-A appearances.

🔥 Returned to Lake Elsinore on 8/11 and spent the remainder of the season there.

**2008: Combined with Short-A Eugene and Single-A Fort Wayne to hit .194 (28-for-144) in 43 games...Threw out 24 of 70 (34%) attempted base stealers.**

🔥 Spent majority of season with Fort Wayne.

🔥 Hit 1st career grand slam on 4/11 at Beloit.

🔥 On the DL from 6/23-7/2 (concussion).

🔥 Transferred to Eugene on 8/18 and spent the remainder of the season there, posting a .432 OBP and .916 OPS in 8 games.

**2007: Spent majority of season with the Rookie-level Arizona League Padres, posting a .362 OBP in 27 games.**

🔥 Transferred to Short-A Eugene on 8/31 and homered in his only game with the Emeralds.

**2006: Appeared in 17 games with the Rookie-level Arizona League Padres and in 3 with Culiacan of the Mexican Pacific Winter League.**

**2005: Made professional debut with the Dominican Summer League Padres at 17 years old.**

### Personal

🔥 Full name: Roman Ali Solis...Pronounced ah-LEE soh-LEES.

🔥 Signed by Robert Rowley (Padres).

🔥 Married to Dunning...The couple has two daughters, Romina and Ivanna.

## Ali Solis, Continued

### Ali Solis' Career Record

YEAR	CLUB	AVG	G	AB	R	H	2B	3B	HR	RBI	SH	SF	HB	BB	SO	SB	CS	E
2005	DSL Padres	.240	40	121	18	29	7	0	1	12	0	1	3	16	38	1	2	-
2006	AZL Padres	.250	17	56	7	14	5	0	0	6	0	0	0	7	10	0	0	6
2007	AZL Padres	.253	27	79	11	20	4	0	0	14	1	1	3	11	21	0	0	7
	Eugene	.200	1	5	1	1	0	0	1	2	0	0	0	0	1	0	0	0
2008	Fort Wayne	.159	35	113	10	18	6	0	2	16	2	1	0	14	40	0	0	8
	Eugene	.323	8	31	6	10	2	0	1	1	0	0	2	4	7	0	0	1
2009	Lake Elsinore	.203	45	138	16	28	4	3	2	19	3	2	2	7	37	1	0	2
	Fort Wayne	.208	13	48	10	10	2	0	4	10	0	1	1	4	14	0	0	2
	San Antonio	.148	10	27	4	4	0	0	0	3	0	0	0	1	10	0	0	2
2010	San Antonio	.111	10	18	0	2	0	0	0	1	0	0	1	0	5	0	0	1
	Lake Elsinore	.270	12	37	6	10	1	0	4	8	0	0	0	2	10	0	0	2
2011	San Antonio	.263	73	255	30	67	14	1	6	26	1	1	5	12	65	0	0	12
	Tucson	.211	11	38	3	8	2	0	0	3	0	0	0	1	14	0	0	1
2012	San Antonio	.283	87	329	26	93	25	1	6	40	1	1	1	11	77	1	1	6
	SAN DIEGO	.000	5	4	0	0	0	0	0	0	0	0	0	2	0	0	0	1
2013	Altoona	.164	20	61	7	10	3	0	0	1	1	0	1	3	17	2	0	2
	Indianapolis	.217	9	23	2	5	0	0	0	2	0	1	0	2	4	0	0	0
2014	Durham	.203	73	251	20	51	7	2	3	25	2	3	4	6	75	0	1	3
	TAMPA BAY	.000	8	6	0	0	0	0	0	1	1	0	0	0	4	0	0	0
	Tulsa	.145	69	220	8	32	8	0	1	16	5	1	1	7	61	0	0	5
2015	Oklahoma City	.143	7	14	2	2	1	0	0	0	0	0	0	2	5	0	0	0
	Major League Totals	<b>.000</b>	<b>13</b>	<b>10</b>	<b>0</b>	<b>0</b>	<b>0</b>	<b>0</b>	<b>0</b>	<b>1</b>	<b>1</b>	<b>0</b>	<b>0</b>	<b>0</b>	<b>6</b>	<b>0</b>	<b>0</b>	<b>1</b>
	Minor League Totals	<b>.222</b>	<b>567</b>	<b>1864</b>	<b>187</b>	<b>414</b>	<b>91</b>	<b>7</b>	<b>31</b>	<b>205</b>	<b>16</b>	<b>13</b>	<b>24</b>	<b>110</b>	<b>511</b>	<b>5</b>	<b>4</b>	<b>60</b>

- 2005 Signed by the San Diego Padres as an international free agent on 2/16  
 2012 Claimed off waivers by the Pittsburgh Pirates on 10/25  
 2013 Signed by the Tampa Bay Rays as a minor league free agent on 11/21  
 2015 Signed by the Los Angeles Dodgers as a minor league free agent on 3/5  
 2015 Signed by the Boston Red Sox as a minor league free agent on 12/14

### Additional Batting Statistics

YEAR	CLUB	OBP	SLG	OPS	TB	GDP
2012	SAN DIEGO	.000	.000	0	0	0
2014	TAMPA BAY	.000	.000	0	0	0
	Major League Totals	<b>.000</b>	<b>.000</b>	<b>0</b>	<b>0</b>	<b>0</b>

### Career Fielding Record

YEAR	CLUB	POS	PCT.	G	GS	PO	A	E	TC	DP
2012	SAN DIEGO	C	.889	2	0	8	0	1	9	0
2014	TAMPA BAY	C	1.000	8	4	27	0	0	27	0
	Career Totals	<b>C</b>	<b>.972</b>	<b>10</b>	<b>4</b>	<b>35</b>	<b>0</b>	<b>1</b>	<b>36</b>	<b>0</b>

### Career Single-Game Highs

HITS	None
DOUBLES	None
HOME RUNS	None
RBI	1, 6/7/14 vs. SEA
RUNS SCORED	None
WALKS	None
STRIKEOUTS	2, 6/5/14 vs. MIA
STOLEN BASES	None
HITTING STREAK	None
EJECTIONS	None



# 23 BLAKE SWIHART

CATCHER



**Bats:** Switch • **Throws:** Right • **Height:** 6-1 • **Weight:** 200  
**Opening Day Age:** 24 • **MLB Service:** 156 days  
**Born:** 4/3/1992 in Bedford, TX  
**Resides:** Rio Rancho, NM  
**Acquired:** Selected in the first round (26th overall) of the 2011 June Draft  
**Contract Status:** Signed through 2016

## Career Highlights

- 🔥 Served as the Red Sox' primary catcher at age 23 in 2015, making a team-high 78 starts at the position in his debut ML season...Promoted to Boston in May with just 36 games of regular season experience at Triple-A and went on to lead AL catchers with a .274 AVG (min. 250 PA).
- 🔥 Selected in 2011 June Draft with 26th overall pick in the 1st round...Was compensation pick for losing free agent Adrian Beltre to the Rangers.
- 🔥 Entered 2015 season as Boston's No. 1 prospect according to *Baseball America*, the 1st Red Sox catcher to hold the distinction since 2000 (Steve Lomasney)...Also ranked as the No. 17 prospect in baseball.
- 🔥 Was rated by *Baseball America* as Boston's top catching prospect following all 4 of his minor league seasons (2011-14)...Was the publication's 2014 Minor League Catcher of the Year and also named the starting catcher on *Baseball America's* Minor League All-Star First Team.
- 🔥 In 2014, earned Double-A Portland team MVP honors and was a mid-season All-Star for the 2nd straight year (Double-A Eastern League in 2014, High-A Carolina League in 2013).
- 🔥 Has thrown out 42% (78 of 184) of minor league attempted base stealers since 2013...Led Eastern League qualifiers in 2014 (48%) and Carolina League qualifiers in 2013 (42%)...Named Red Sox 2013 Minor League Defensive Player of the Year.

🔥 Won the International League title with Triple-A Pawtucket in 2014, a year after helping Salem to the Carolina League championship in 2013.

**2015: Hit .274 (79-for-288) in 84 games for the Red Sox, best among AL catchers (min. 250 PA)...In debut ML season, led the team with 83 games and 78 starts behind the plate.**

- 🔥 His 84 games were the most by a Red Sox in his 1st ML season since Shea Hillenbrand in 2001 (139 games)...His 78 starts at catcher were the most for a 1st-year major leaguer since BAL's Matt Wieters in 2009 (84) and the 3rd-most for a 1st-year Red Sox behind Roy Partee (86 in 1943) and Gary Allenson (82 in 1978).
- 🔥 His .274 AVG was the best by a rookie Red Sox catcher with at least 250 PA since Carlton Fisk hit .293 in 1972.
- 🔥 Led AL catchers with a .306 AVG (60-for-196) from 6/11 through the end of the season (min. 125 PA) after going 19-for-92 (.207) in his first 28 games.
- 🔥 Threw out 13 of 54 potential base stealers (24%).
- 🔥 Batted .293 (61-for-208) with 19 of his 23 XBH and 4 of his 5 homers vs. RHP.
- 🔥 Recalled from Triple-A on 5/2 after 18 games with Pawtucket...Made ML debut as BOS' starting catcher that day vs. NYY...Recorded 1st ML hit in the 5th inning, a single off Nathan Eovaldi.
- 🔥 At 23 years and 29 days old on 5/2, became the youngest Red Sox starting catcher since Rich Gedman at 22 years old in 1982.
- 🔥 Hit 1st major league HR on 6/4 vs. MIN, a solo shot with 2 out in the 3rd inning off Tommy Milone.
- 🔥 Placed on the 15-day DL on 7/3 (retro to 7/1) with a sprained left foot...Played 4 games on rehab between Triple-A Pawtucket (2 G) and Double-A Portland (2 G)...Was activated on 7/20.
- 🔥 Recorded a career-high 4 hits on 8/15 vs. SEA (4-for-5, 4 R, 2 2B, 3 RBI, BB) and 8/21 vs. KC (4-for-4, 3 R, 2 2B, 2 RBI)...Elias says the only other rookie catcher with multiple 4-hit games for BOS in a season was Johnny Peacock in 1938.
- 🔥 On 8/28 at NYM, led off the 10th inning with an inside-the-park HR off Carlos Torres...Became the 1st BOS catcher with an inside-the-parker since Duane Josephson on 9/3/71, and the 1st Red Sox to hit one in extra innings (regardless of defensive position) since Joe Foy on 7/17/66 (10th inning)...According to Elias, was the 1st ML catcher with an ITPHR in extras since Bob Brenly on 8/29/84 (11th inning).
- 🔥 Had 3 HR in his last 6 games of the season...Notched his 1st career multi-HR game and drove in a career-high 5 runs on 9/29 at NYY...At 23 years old, was the youngest Red Sox catcher with a multi-HR game since Mike Ryan on 5/2/65...According to Elias, was just the 3rd Red Sox rookie with multiple HR in a road game against the Yankees, joining Fred Lynn (4/16/75 at Shea Stadium) and Jason Varitek (9/15/98 at Yankee Stadium).
- 🔥 Hit .311 (23-for-74) with 3 2B and 11 RBI in 20 games for Pawtucket to begin the year.

Blake  
Swihart

## Blake Swihart, Continued

**2014: Named the catcher on *Baseball America's* All-Star First Team, as well as *BA's* Minor League Catcher of the Year...Spent most of the season with Double-A Portland and named the Sea Dogs' MVP, as well as a mid-season Eastern League All-Star...Won the Governors' Cup with Triple-A Pawtucket.**

- 🔪 Between the 2 clubs, combined to rank 6th among full-season Red Sox minor leaguers in AVG (.293) and was 5th in the system with career highs in both HR (13) and RBI (64).
- 🔪 Was primary catcher for a Sea Dogs team that posted the best season ERA in the EL (3.41).
- 🔪 Threw out 46% of attempted base stealers during the regular season, including an EL-best 48% (28 of 59) while with the Sea Dogs...Did not allow a passed ball all season.
- 🔪 Hit .295 (77-for-261), 5 HR, 30 RBI against RHP and .290 (45-for-155), 8 HR, 34 RBI against LHP.
- 🔪 Was the East Division's starting catcher in the EL All-Star Game on 7/16 in Altoona, in which he picked off a runner at 1B.
- 🔪 Hit .320 in April, .303 in June, and .326 in July...Ranked 8th in the EL with a .324 AVG (46-for-142) over his last 40 Double-A games from 6/14-8/3.
- 🔪 At time of 8/4 promotion to Triple-A, was leading the Sea Dogs in hits (104), 2B (23), and total bases (169).
- 🔪 In 5 playoff games for the Governors' Cup-champion PawSox, batted .333 (6-for-18) with 3 BB.
- 🔪 Following the season, named the Red Sox' No. 1 prospect by *Baseball America* and the No. 1 catching prospect in the EL (No. 8 overall)...Tabbed by *BA* as the best catcher in the Red Sox system for a 4th straight year, as well as the best athlete among Boston minor leaguers.

**2013: Spent entire season with High-A Salem and earned a spot on the Carolina League's mid-season All-Star team.**

- 🔪 Named Red Sox Minor League Defensive Player of the Year and rated by *Baseball America* as the best defensive catcher in the Carolina League.
- 🔪 Led CL catchers in CS percentage (41.5, 44 of 106), games (101), chances (841), putouts (743), and assists (88).
- 🔪 Ranked 3rd among Red Sox full-season batters and 5th among CL qualifiers with a .298 AVG...Placed 11th in the league in OBP (.366).
- 🔪 Ranked T-3rd in the CL and T-2nd among Red Sox farmhands with 7 3B.
- 🔪 Switch-hitter batted .367 (29-for-79) vs. LHP and .279 (83-for-297) vs. RHP.
- 🔪 Hit .324 (22-for-68) with 12 BB and a .420 OBP in May, reaching safely in 18 of 21 games.
- 🔪 Started behind the plate for the Carolina League in the California/Carolina League All-Star Game on 6/18 in San Jose, CA...Went 1-for-3 with an RBI and a run scored and nabbed only attempted base stealer.
- 🔪 Tabbed Red Sox Minor League Defensive Player of the Month for July.
- 🔪 Hit safely in 25 of his last 28 regular season games beginning 7/24...Led the CL with a .377 AVG (43-for-114) in that time.
- 🔪 Caught all 5 postseason games en route to Salem's Mills Cup title.
- 🔪 Following the season, named the No. 1 catching prospect and the No. 5 prospect overall in the Red Sox system by *Baseball America*...Also rated the No. 1 catching prospect in the Carolina League and the CL's No. 5 prospect overall.

**2012: Made full-season debut with Single-A Greenville and ranked among club leaders in 3B (T-2nd, 4) and HR (T-4th, 7).**

- 🔪 Caught 27 of 86 (31%) opposing base stealers.
- 🔪 Batted .322 (19-for-59) in June.
- 🔪 Knocked in a season-high 5 runs on 6/2 vs. Charleston.
- 🔪 Missed time on the DL from 8/1-14 with a right hip strain.
- 🔪 Following the season, ranked by *Baseball America* as Boston's No. 1 catching prospect and No. 6 prospect overall.

**2011: Made pro debut with 2 games for Rookie-level Gulf Coast League Red Sox.**

- 🔪 Ranked by *Baseball America* as Boston's No. 1 catching prospect and No. 3 prospect overall following the season.

### Personal

- 🔪 Full name: Blake Aubry Swihart...Last name is pronounced "SWY-hart."
- 🔪 Signed by Matt Mahoney (Red Sox).
- 🔪 Rated the No. 1 catcher available in the 2011 June Draft by *Baseball America*...Became the highest-drafted player out of New Mexico since Shane Andrews in 1990.
- 🔪 Hit .602 (56-for-93) with 17 2B, 5 3B, 5 HR, 41 RBI, and 58 runs in 28 games as a senior at V. Sue Cleveland (NM) High School in 2011...Named to the Class 5A North All-Star squad by the New Mexico High School Coaches Association.
- 🔪 Played for USA Baseball's 18U National Team in 2010 and led the team with a .448 AVG.
- 🔪 Selected as a Louisville Slugger All-American and participated in the AFLAC All-American High School Baseball Classic in 2010.

**In the Community**

Blake interacted with fans during Red Sox Winter Weekend in January 2016...Participated in several Red Sox events in 2015, including Red Sox Destinations, the Play Campaign, the Ice Bucket Challenge, Red Sox Kids Camp, and a BoSox Luncheon...Also visited an elementary school as part of the Rally Against Cancer, met with Jimmy Fund patients at Fenway Park, and attended Picnic in the Park, which benefits the Red Sox Foundation...Posed for pictures with fans at a selfie station prior to a home game in 2015...Attended the JetBlue Park Open House during spring training...Was involved in local community outreach through his participation in the 2014 and 2015 Red Sox Rookie Development Programs, including visiting the Jimmy Fund and Boston Children's Hospital, and painting murals at McKinley Middle School and the Curley K-8 School in Boston with members of the Red Sox Scholars program... In 2014 and 2015, attended the Red Sox Foundation's Casino Night and participated in the Fort Myers "Days of Service"...Also participated in the New Stars for Young Stars event in January 2014, benefitting the Jimmy Fund.

**Blake Swihart's Career Record**

YEAR	CLUB	AVG	G	AB	R	H	2B	3B	HR	RBI	SH	SF	HB	BB	SO	SB	CS	E
2011	GCL Red Sox	.000	2	6	0	0	0	0	0	0	0	0	0	0	2	0	0	0
2012	Greenville	.262	92	344	44	90	17	4	7	53	0	8	0	26	68	6	2	7
2013	Salem	.298	103	376	45	112	29	7	2	42	1	3	1	41	63	7	8	10
2014	Portland	.300	92	347	47	104	23	3	12	55	0	3	1	29	65	7	1	8
	Pawtucket	.261	18	69	6	18	3	1	1	9	0	0	0	2	15	1	0	0
2015	Pawtucket	.311	20	74	7	23	3	0	0	11	0	0	0	6	14	1	1	1
	BOSTON	.274	84	288	47	79	17	1	5	31	2	0	1	18	77	4	2	3
	Portland	.429	2	7	1	3	1	0	0	0	0	0	0	2	0	0	0	0
	<b>Major League Totals</b>	<b>.274</b>	<b>84</b>	<b>288</b>	<b>47</b>	<b>79</b>	<b>17</b>	<b>1</b>	<b>5</b>	<b>31</b>	<b>2</b>	<b>0</b>	<b>1</b>	<b>18</b>	<b>77</b>	<b>4</b>	<b>2</b>	<b>3</b>
	<b>Minor League Totals</b>	<b>.286</b>	<b>329</b>	<b>1223</b>	<b>150</b>	<b>350</b>	<b>76</b>	<b>15</b>	<b>22</b>	<b>170</b>	<b>1</b>	<b>14</b>	<b>2</b>	<b>104</b>	<b>229</b>	<b>22</b>	<b>12</b>	<b>26</b>

Blake Swihart

2011 Signed by the Boston Red Sox as a first-round selection (26th overall) in the June Draft  
 2015 On disabled list with a sprained left foot, 7/1-19

**Additional Batting Statistics**

YEAR	CLUB	OBP	SLG	OPS	TB	GDP
2015	BOSTON	.319	.392	.712	113	8

**Career Fielding Record**

YEAR	CLUB	POS	PCT.	G	GS	PO	A	E	TC	DP
2015	BOSTON	C	.995	83	78	570	39	3	612	4

**Career Single-Game Highs**

<b>HITS</b>	4, 2 times, last 8/21/15 vs. KC
<b>DOUBLES</b>	2, 2 times, last 8/21/15 vs. KC
<b>HOME RUNS</b>	2, 9/29/15 at NYY
<b>RBI</b>	5, 9/29/15 at NYY
<b>RUNS SCORED</b>	4, 8/15/15 vs. SEA
<b>WALKS</b>	2, 2 times, last 9/2/15 vs. NYY
<b>STRIKEOUTS</b>	3, 2 times, last 9/8/15 vs. TOR
<b>STOLEN BASES</b>	1, 4 times, last 9/2/15 vs. NYY
<b>HITTING STREAK</b>	8, 5/20-31/15
<b>EJECTIONS</b>	None

**Home Run Notes**

**MULTI-HOME RUN GAMES (1)**

**2-HOME RUN GAMES (1)**

9/29/15 at NYY

**LEADOFF HOME RUNS (0)**

**GRAND SLAMS (0)**

**PINCH-HIT HOME RUNS (0)**

**EXTRA-INNING HOME RUNS (1)**

8/28/15 at NYY off Carlos Torres (10th)

**GAME-ENDING HOME RUNS (0)**

**INSIDE-THE-PARK HOME RUNS (1)**

8/28/15 at NYY off Carlos Torres

# 36 JUNICHI TAZAWA

RHP



**Bats:** Right • **Throws:** Right • **Height:** 5-11 • **Weight:** 200

**Opening Day Age:** 29 • **MLB Service:** 5 years, 86 days

**Born:** 6/6/1986 in Yokohama, Japan

**Resides:** Yokohama, Japan

**Acquired:** Signed as an international free agent on 12/3/2008

**Contract Status:** Signed through 2016

## Career Highlights

2016 marks his 8th year in the Red Sox organization...Made ML debut with BOS in his 1st professional season in 2009.

Owns a 3.23 ERA (87 ER/242.1 IP) with 244 SO over 245 career relief appearances in the majors, all for the Red Sox (2009-15)...Has also made 4 starts, all for BOS in 2009.

Ranks 8th among all AL relievers in SO/BB ratio (5.0, 237 SO/47 BB) over the last 4 seasons (2012-15).

Since 2013, ranks 6th among all AL relievers in appearances (203)...Has 57 holds in that span, 8th most in the AL. Is 1 of 10 AL relievers to appear in 60 or more games in each of the last 3 seasons (2013-15).

Appeared in a club single-postseason record 13 games (along with Koji Uehara) between the 2013 ALDS, ALCS, and World Series, going 1-0 with a 1.23 ERA (1 ER/7.1 IP) and 6 holds, also a club single-postseason record.

Posted a 1.43 ERA (7 ER/44.0 IP) in 2012, which ranks as the 4th-best single-season mark by a Red Sox with at least 40.0 IP since 1915.

Allowed 1 or 0 runs in 52 consecutive ML appearances between 9/13/09 and 4/27/13, the longest such streak for a BOS pitcher since Hideki Okajima's first 57 ML games of 2007 (Koji Uehara had an 80-game streak from 6/10/13-6/21/14).

Missed 2010 season after undergoing Tommy John surgery that April and returned to the majors at the end of 2011.

Became the 7th Japanese-born player to appear with the Red Sox when he debuted in 2009.

Signed with BOS on 12/3/08 after a 4-year amateur career with the Nippon Oil ENEOS of the Japan Industrial League...Went 14-3 with 11 saves and a 1.99 ERA (39 ER/176.2 IP) in 53 career appearances (13 starts).

**2015: Made 61 appearances out of the Red Sox bullpen and led club relievers in SO (56) and holds (16)...Did not appear in any of the club's final 22 games of the season.**

Allowed no runs in 46 of his 61 appearances (75%).

Posted a 1.33 ERA (4 ER/27.0 IP) with a .179 (17-for-95) opponent AVG over his first 29 games of the season (through 6/11), compared to a 6.54 ERA (23 ER/31.2 IP) and a .350 AVG (48-for-137) over his final 32 games.

Of his first 29 appearances (through 6/11), 13 were perfect (T-9th most among AL pitchers at the time).

Recorded a career-high 3 saves, all over a span of 4 games, 8/19-26...The save on 8/19 vs. CLE was his 1st since 4/26/12 at CWS.

Allowed only 1 ER over a 17-game span, good for a 0.59 ERA from 5/4-6/11 (15.1 IP).

Began the season with 8 scoreless appearances (8.0 IP), which dating back to 9/10/14 extended his scoreless streak to a career-best 12.2 IP.

Induced 5 ground ball double plays, a single-season career best.

Suffered a blown save on 9/11 at TB (0.1 IP, 4 H, 4 ER), his final appearance of the season.

**2014: Led all Red Sox pitchers with a career-high-tying 71 appearances (also 2013)...Also recorded a team-leading 16 holds.**

Allowed no runs in 55 of his 71 games (77%).

Began the season with a then-career-long 10.0-IP scoreless streak that spanned 11 appearances...Was the most scoreless games to begin a season for a Red Sox pitcher since 2009 (Ramon Ramirez, 13 G).

Finished 2nd among club relievers in wins (4) behind Koji Uehara (6)...3 of his 4 wins came on the road, and 2 of the 4 were extra-inning games.

Posted a 2.55 ERA (15 ER/53.0 IP) in 60 appearances against the AL...Allowed 5 ER in 10.0 IP (4.50 ERA) in 11 Interleague games.

Issued more than 1 BB in a relief appearance for the 1st time in his career on 7/25 at TB (0.2 IP, 2 BB)...Had made 158 relief appearances without walking more than 1 batter prior to that appearance.

Also walked 2 batters in consecutive appearances on 8/18 and 8/21 vs. LAA...Following those games, did not issue a walk over his final 12 appearances (10.2 IP) of the season.

Struck out 12 over a span of 7 games from 8/9-23 (6.1 IP).

Held opponents to a .045 AVG (1-for-22) over his final 8 games of the season beginning 9/1.

## Junichi Tazawa, Continued

### 2013: Made 1st career Opening Day roster...Led Red Sox relievers and ranked T-7th among AL relievers in holds (25).

- Set career highs in several categories, including games (71), innings (68.1), wins (5), and strikeouts (72)... Ranked T-10th among AL relievers in games.
- Finished with a SO/BB ratio of 6.0 (72 SO/12 BB), tied with NYY's Mariano Rivera for 3rd-best among all AL relievers...Finished 5th among AL relievers in BB/9.0 IP ratio at 1.6 (12 BB/68.1 IP).
- Allowed no runs in 51 of his 71 appearances (72%).
- Went more than 1.0 IP 11 times and posted a 0.98 ERA (2 ER/18.1 IP) when doing so.
- Had at least 1 SO in 48 games and struck out 2 or more 19 times.
- Posted a 2.81 ERA (10 ER/32.0 IP) in 35 games at Fenway Park, and a 3.47 ERA (14 ER/36.1 IP) in 36 road games...Did not allow runs in 27 of his 35 home games.
- Was 2-0 with a 0.93 ERA (1 ER/9.2 IP), 0 BB, and 10 SO over his first 9 games of the season and did not issue a BB over his first 11 games (11.1 IP).
- 3 of his wins came in Red Sox final at-bat victories: 4/13 vs. TB, 5/16 at TB, and 8/7 at HOU.
- Was 4-1 with a 2.24 ERA (15 ER/60.1 IP) and 3 HR allowed in 62 games against all ML clubs with the exception of TOR...Went 1-3 with a 10.13 ERA (9 ER/8.0 IP) and 6 HR allowed in 9 games against the Blue Jays.

**POSTSEASON:** Made his postseason debut with BOS...Appeared in 13 games between all 3 rounds, going 1-0 with a 1.23 ERA (1 ER/7.1 IP) and 6 holds...His 6 holds, a Red Sox single-postseason record, were the most for any pitcher in the 2013 postseason, and his 13 games, also a club single-postseason record, were tied for the most in MLB with teammate Koji Uehara...Did not allow base runners in 9 of his 13 games...Stranded 13 of his 16 inherited runners...Held opponents to a .133 AVG with RISP (2-for-15) with 4 SO and 2 GIDP...Earned the win in the Red Sox' pennant-clinching victory in ALCS Game 6 vs. DET on 10/19...Threw just 0.1 IP in that game, retiring Miguel Cabrera to end the 7th inning and strand 2 inherited runners with BOS trailing, 2-1...Appeared in 5 of the 6 World Series Games against STL (exception was Game 5), and recorded holds in Games 4 and 6.

### 2012: Posted a 1.43 ERA (7 ER/44.0 IP) over 37 relief appearances in 3 ML stints with the Red Sox.

- His ERA ranked 2nd in the AL (3rd in ML) among pitchers with at least 40.0 IP, trailing only TB's Fernando Rodney (0.60)...Since 1915, only 3 Red Sox have posted a lower single-season ERA while throwing at least 40.0 IP: Jonathan Papelbon in 2006 (0.92), Koji Uehara in 2013 (1.09), and Calvin Schiraldi in 1986 (1.41).
- Recorded 45 SO and issued just 5 BB for a 9.0 SO/BB ratio, tops in the majors among hurlers with at least 40.0 IP...It was the 2nd-best single-season SO/BB ratio in Red Sox history among pitchers with at least 25.0 IP after Jonathan Papelbon's 9.6 mark in 2008 (since been passed by Koji Uehara: 11.2 in 2013 and 10.0 in 2014).
- Was just the 3rd AL pitcher ever to post an ERA under 1.50 and a SO/BB ratio of at least 9.0 in a single season (min. 20.0 IP)...The others were Hall of Famer Dennis Eckersley (1990 with OAK) and Mariano Rivera (2008 with NYY)...Was the 2nd-youngest major leaguer ever to do that after Stephen Strasburg (2011 with WSH).
- Led the majors (min. 40.0 IP) with just 1.02 BB/9.0 IP, the 3rd-best single-season ratio by a Red Sox with at least 40.0 IP dating back to 1909, trailing only Bret Saberhagen in 1999 (0.83) and Mike Timlin in 2003 (0.97).

Allowed just 1 HR to rank 2nd among AL hurlers (min. 40.0 IP) with 0.20 HR allowed per 9.0 IP, lowest by a Red Sox since 2001... Also ranked among AL pitchers with at least 40.0 innings in WHIP (9th, 0.95), base runners per 9.0 IP (T-9th, 9.00), opponent OBP (11th, .257), and opponent OPS (10th, .558).

Began season with Triple-A Pawtucket...Threw 5.0 scoreless IP over 5 outings in 1st ML stint of the season from 4/18-30.

Recalled again on 7/15 and appeared in 15 games prior to 8/24 option (1.80 ERA, 4 ER/20.0 IP)...Returned to the Sox the next day and remained in the majors for the rest of the season (1.53 ERA, 3 ER/17.2 IP).

Surrendered 1 run in 7 of 37 contests and did not give up more than 1 run in any appearance...Permitted a run in back-to-back outings just once with the Red Sox on 8/25 vs. KC (1.2 IP) and 8/29 at LAA (2.0 IP).

Retired his 1st batter faced in 27 of 37 appearances (73%)...Held opponents to a .227 AVG (37-for-163) overall, including a .222 mark (22-for-99) against right-handers and .234 (15-for-64) vs. left-handers.

Converted the hold in all 5 chances with no blown saves...Allowed the opposition to take a lead just once in 37 games with BOS, on 8/25 when he came into a tied game and pitched a perfect 11th inning before yielding a 12th-inning run for his only loss of the year, his 1st defeat overall since 8/27/09 vs. CWS.

Made 10 appearances on no days rest and compiled a 0.84 ERA (1 ER/10.2 IP) in those contests...Opponents hit just .179 (7-for-39) against him in close and late situations.

Went more than 1.0 IP 13 times, with at least 2.0 IP in 6 games...Set career relief highs with 5 SO on 7/22 vs. TOR (3.0 scoreless IP) and with 4.0 IP on 7/17 vs. CWS (1 R).

Earned 1st career save with 3.0 scoreless IP to close out a 10-3 win at CWS on 4/26.

#### LOWEST SINGLE-SEASON ERA BY A RED SOX SINCE 1915

ERA	Pitcher	Year
0.92	Jonathan Papelbon	2006
1.09	Koji Uehara	2013
1.41	Calvin Schiraldi	1986
<b>1.43</b>	<b>Junichi Tazawa</b>	<b>2012</b>

(Min. 40.0 IP)

## Junichi Tazawa, Continued

🔥 Had a 1.16 ERA (3 ER/23.1 IP) with 27 SO and just 14 hits and 3 BB allowed over his final 22 games beginning 8/12...Was the AL's 5th-best ERA among pitchers with at least 20.0 IP in that stretch.

🔥 Gave up just 1 run over his last 15 outings beginning 8/31 (0.64 ERA, 14.0 IP, 3 H, 1 BB, 18 SO)...Began that run with a career-high 9 straight scoreless outings from 8/31-9/18 (8.0 IP, 2 H, 1 BB, 14 SO).

🔥 Was perfect over his last 5 outings beginning 9/22 (5.0 IP).

🔥 Tossed perfect 8th inning 9/23 vs. BAL for his 1st career win in relief and 1st win overall since 8/22/09 vs. NYY.

🔥 In 25 games with Triple-A Pawtucket, all in relief, went 3-2 with 4 saves, a 2.55 ERA (12 ER/42.1 IP), and 56 SO...Of his 25 Triple-A outings, 14 were at least 2.0 IP...Held Triple-A right-handers to a .161 AVG (14-for-87).

**2011: Finished the season with BOS after beginning the year on the 60-day DL recovering from 2010 Tommy John surgery.**

🔥 Made 6 rehab appearances with High-A Salem, going 0-1 with a 6.05 ERA (13 ER/19.1 IP) before he was activated on 6/27 and optioned to Double-A Portland.

🔥 Was 4-3 with a 3.86 ERA (16 ER/37.1 IP), 46 SO, and 10 BB in 16 games (2 starts) between Portland and Triple-A Pawtucket.

🔥 Allowed 6 runs over 0.2 IP in his 1st game with the Sea Dogs but followed that with a 2.42 ERA (6 ER/22.1 IP) over his last 7 games in Double-A...Did not allow a run in 6 of 8 outings with Pawtucket after joining the club on 8/8.

🔥 Worked 1.2 scoreless IP of relief in Game 2 of the International League semi-finals 9/9 at Lehigh Valley (PHI).

🔥 Recalled to BOS on 9/13 and pitched that night vs. TOR, his 1st ML game since 9/4/09 at CWS.

🔥 Made 3 appearances with the Red Sox, all in relief.

**2010: Missed entire year due to Tommy John surgery.**

🔥 Underwent Tommy John surgery in Birmingham, AL on 4/6...Returned to Ft. Myers, FL for rehab.

🔥 Prior to the 2010 campaign, ranked as the No. 6 prospect in the Red Sox organization by *Baseball America*.

**2009: Climbed from Double-A Portland to Red Sox in 1st season in the U.S....Earned Eastern League All-Star honors and also made 2 starts for Triple-A Pawtucket.**

🔥 Became 1st BOS player to make ML debut in 1st professional season since Craig Hansen in 2005.

🔥 Went 2-2, 6.30 ERA (14 ER/20.0 IP) in 4 starts for BOS and 0-1, 11.81 ERA (7 ER/5.1 IP) in 2 relief appearances.

🔥 Received a decision in each of his first 5 career appearances from 8/7-27 (2-3).

🔥 Took the loss in his ML debut on 8/7 at NYY after being recalled from Triple-A Pawtucket earlier that day...Came on in the 14th inning of a scoreless game...Threw 1.2 scoreless IP before yielding a walk-off HR to Alex Rodriguez in the 15th...Was the 1st Red Sox hurler to make his ML debut in extra frames since Phil Seibel on 4/15/04 vs. BAL and 1st ever against the Yankees...Also in that game, joined teammates Hideki Okajima (1.1 IP) and Takashi Saito (1.0 IP) as the 1st trio of Japanese pitchers ever to appear for a ML team in a single game.

🔥 Won 1st career start, 8/11 vs. DET...At 23 years, 66 days old, became the youngest Japanese-born starter ever to win a ML game...Masanori Murakami was the only Japanese-born hurler to make his 1st start at a younger age on 8/15/65 vs. PHI for SF (21 years, 101 days).

🔥 Earned 2nd win on 8/22, a 14-1 victory over the Yankees at Fenway Park (6.0 IP, 0 R, 8 H, 2 BB, 2 SO).

🔥 Optioned to the Rookie-level GCL Red Sox on 8/29...Recalled back to BOS on 9/1.

🔥 Season ended on 9/21 when he landed on the 60-day DL with a mild left groin strain.

🔥 Combined to go 9-7 with a 2.55 ERA (31 ER/109.1 IP) in 20 starts between Portland and Pawtucket...Finished 4th among Sox minor league leaders in ERA...Began the year with Portland and was promoted to Pawtucket on 7/26.

🔥 Selected to pitch for Team World in the All-Star Futures Game on 7/12 in St. Louis...Was slated to start the game but did not pitch due to a weather delay.

**2008: Played final year with the Nippon Oil ENEOS of the Japan Industrial League...Signed with the Red Sox in December.**

🔥 Went 13-1 with 5 saves and a 0.80 ERA (10 ER/113.0 IP) in 21 games (11 starts)...Struck out 114 batters and walked just 15...Recorded 6 complete games, including 4 shutouts.

🔥 Earned MVP honors in the Sports Nippon Tournament after a career-high 18 SO in a quarterfinals start on 3/23.

🔥 In September, helped Nippon Oil win the 32-team Intercity Baseball Tournament for the 1st time in 13 years...Appeared in all 5 of the ENEOS games from 9/1-9...Earned the event's MVP award, going 4-0 with 1 save and a 1.27 ERA.

🔥 Led the ENEOS to the semifinals of the league's corporate championship in November...Faced 3 batters over the minimum, allowing 5 hits with 2 BB and 4 SO over 9.0 scoreless IP in his 1st start of the tournament...In his last start of the competition, a quarterfinals match-up in Osaka on 11/21, allowed 4 hits and fanned 10 in a complete-game shutout.

🔥 Signed a 3-year ML contract extending through the 2011 season with the Red Sox on 12/3/08.

**2007: Went 1-1 with 6 saves and a 3.91 ERA (20 ER/46.0 IP) in 20 games (2 starts) with the Nippon Oil ENEOS...Struck out 46 batters and walked 11...Surrendered just 1 HR all season.**

**2006: Did not record a decision over 5 relief outings, posting a 7.45 ERA (8 ER/9.2 IP) with the Nippon Oil ENEOS...Recorded 7 SO and 1 BB...Surrendered 14 hits, including 1 HR.**

**2005: Was 0-1 with a 1.13 ERA (1 ER/8.0 IP) in 7 games out of the bullpen in his 1st year with the Nippon Oil ENEOS...Fanned 7 and walked 4.**

## Junichi Tazawa, Continued

### Personal

- Full name: Junichi Tazawa.
- Signed by Craig Shipley (Red Sox).
- Graduated high school from the Yokohama College of Commerce...Was a member of the 2003 team that played in the Koshien Tournament, but did not appear in a game.

### In the Community

Donated and mobilized donor support for the Tokyo Marathon Foundation during this past offseason...Junichi supported the Red Sox Foundation in collaboration with his former Japanese Industrial League team, ENEOS, with a donation based on his number of 2015 game appearances...In 2015, joined the Red Sox Foundation Junichi has attended several events benefitting the Red Sox Foundation, including Casino Night, Picnic in the Park, and the Welcome Home Party...In 2015, participated in the Ice Bucket Challenge at Fenway Park and the Fort Myers "Day of Service" goodwill collection during spring training...Has greeted fans at the gates before a home game in each of the last 2 seasons...Met with patients at Walter Reed Medical Center in 2014...Visited victims of the Boston Marathon bombings in the hospital in 2013...Met Jimmy Fund patients during their visit to Fenway Park, and also attended a BoSox Club Luncheon...Met with inner-city children as part of the Sox Talks, and took part in a player/fan photo session during the 2012 season...Was involved in local community outreach as part of the 2010 Red Sox Rookie Development Program, including visiting the Jimmy Fund and Boston Children's Hospital, and signing at a Red Sox Foundation autograph session.

Junichi  
Tazawa

### Junichi Tazawa's Career Record

YEAR	CLUB	W-L	ERA	G	GS	CG	SHO	SV	IP	H	R	ER	HR	HB	BB	SO	WP	BK
2009	Pawtucket	0-2	2.38	2	2	0	0	0	11.1	7	4	3	0	1	1	6	0	0
	Portland	9-5	2.57	18	18	0	0	0	98.0	80	31	28	8	3	26	88	4	2
2011	BOSTON	2-3	7.46	6	4	0	0	0	25.1	43	23	21	4	3	9	13	0	0
	Salem	0-1	6.05	6	6	0	0	0	19.1	20	13	13	4	3	6	13	0	0
	BOSTON	0-0	6.00	3	0	0	0	0	3.0	3	2	2	1	0	1	4	0	0
	Portland	3-2	4.70	8	2	0	0	0	23.0	20	12	12	3	2	7	27	3	0
2012	Pawtucket	1-1	2.51	8	0	0	0	0	14.1	14	4	4	1	0	3	19	0	0
	Pawtucket	3-2	2.55	25	0	0	4	42.1	34	18	12	2	0	17	56	3	1	
	BOSTON	1-1	1.43	37	0	0	0	1	44.0	37	7	7	1	2	5	45	0	0
2013	BOSTON	5-4	3.16	71	0	0	0	0	68.7	70	25	24	9	1	12	72	3	1
2014	BOSTON	4-3	2.86	71	0	0	0	0	63.0	58	23	20	5	0	17	64	5	0
2015	BOSTON	2-7	4.14	61	0	0	0	3	58.2	65	28	27	5	1	13	56	9	1
<b>Major League Totals</b>		<b>14-18</b>	<b>3.47</b>	<b>249</b>	<b>4</b>	<b>0</b>	<b>0</b>	<b>4</b>	<b>262.1</b>	<b>276</b>	<b>108</b>	<b>101</b>	<b>25</b>	<b>7</b>	<b>57</b>	<b>254</b>	<b>17</b>	<b>2</b>
<b>Minor League Totals</b>		<b>16-13</b>	<b>3.11</b>	<b>67</b>	<b>28</b>	<b>0</b>	<b>0</b>	<b>4</b>	<b>208.1</b>	<b>175</b>	<b>82</b>	<b>72</b>	<b>18</b>	<b>9</b>	<b>60</b>	<b>209</b>	<b>10</b>	<b>3</b>

- 2008 Signed by the Boston Red Sox as an international free agent on 12/3
- 2009 On disabled list with a mild left groin strain, 9/21 through remainder of season
- 2010 On disabled list recovering from Tommy John surgery, 4/3 through remainder of season
- 2011 On disabled list recovering from Tommy John surgery, 3/26-6/26

### Division Series Record

YEAR	CLUB	W-L	ERA	G	GS	CG	SHO	SV	IP	H	R	ER	HR	HB	BB	SO	WP	BK
2013	BOS vs. TB	0-0	0.00	4	0	0	0	0	2.1	1	0	0	0	0	2	1	0	

### League Championship Series Record

YEAR	CLUB	W-L	ERA	G	GS	CG	SHO	SV	IP	H	R	ER	HR	HB	BB	SO	WP	BK
2013	BOS vs. DET	1-0	3.38	4	0	0	0	0	2.2	4	1	1	0	0	1	0	0	

### World Series Record

YEAR	CLUB	W-L	ERA	G	GS	CG	SHO	SV	IP	H	R	ER	HR	HB	BB	SO	WP	BK
2013	BOS vs. STL	1-0	0.00	5	0	0	0	0	2.1	1	0	0	0	0	1	3	0	0

### Career Fielding Record

YEAR	CLUB	POS	PCT.	G	GS	PO	A	E	TC	DP
2009	BOSTON	P	1.000	6	4	0	1	0	1	0
2011	BOSTON	P	—	3	0	0	0	0	0	0
2012	BOSTON	P	1.000	37	0	2	4	0	6	0
2013	BOSTON	P	1.000	71	0	2	6	0	8	1
2014	BOSTON	P	.700	71	0	1	6	3	10	2
2015	BOSTON	P	1.000	61	0	1	4	0	5	2
<b>Career Totals</b>		<b>P</b>	<b>.900</b>	<b>249</b>	<b>4</b>	<b>6</b>	<b>21</b>	<b>3</b>	<b>30</b>	<b>5</b>

### Career Single-Game Highs

<b>INNINGS PITCHED</b>	4.0, 7/17/12 vs. CWS
<b>STRIKEOUTS</b>	5, 7/22/12 vs. TOR
<b>HITS ALLOWED</b>	7, 9/4/09 at CWS
<b>RUNS ALLOWED</b>	5, 2 times, last 6/12/15 at TOR
<b>WALKS ALLOWED</b>	4, 8/28/15 at NYM
<b>HOME RUNS ALLOWED</b>	1, 22 times, last 9/11/15 at TB
<b>EJECTIONS</b>	None
<b>SCORELESS INNINGS STREAK</b>	12.2, 9/10/14-4/24/15

# 74 SAM TRAVIS

1B



**Bats:** Right • **Throws:** Right • **Height:** 6-0 • **Weight:** 205

**Opening Day Age:** 22 • **MLB Service:** None

**Born:** 8/27/1993 in Chicago, IL

**Resides:** Clermont, FL

**Acquired:** Selected in the second round of the 2014 June Draft

**Contract Status:** Signed through 2016

## Non-Roster Invitee

### Career Highlights

- ✦ Entering 3rd season in the Red Sox system and 1st in Major League Spring Training camp.
- ✦ Has hit .310 (236-for-761) with a .371 OBP and 16 HR in his 2 minor league seasons...Has hit at least .290 at each of his 4 stops: Short-A Lowell, Single-A Greenville, High-A Salem, and Double-A Portland.
- ✦ Named Red Sox 2015 Minor League Offensive Player of the Year after leading the organization in AVG (.307), hits (150), RBI (78), total bases (221), and BB (59).
- ✦ In 2015, tabbed both Double-A Portland's MVP and a Carolina League mid-season All-Star.
- ✦ Named to the 2015 Arizona Fall League Top Prospects Team after leading the league in hits, 2B, and runs.
- ✦ **2015: Named Red Sox Minor League Offensive Player of the Year...Combined to hit .307 (150-for-489) with a .381 OBP and .452 SLG in 131 games between High-A Salem and Double-A Portland... Led the Red Sox system in AVG, hits (150), RBI (78), total bases (221), and BB (59).**
- ✦ Tabbed Portland's MVP...Earned Carolina League mid-season All-Star honors.
- ✦ Recorded a .995 fielding percentage in 109 combined games at 1B (5 E/1,017 TC).
- ✦ Posted a .325/.416/.553 line against LHP (37-for-114, 13 2B, 2 3B, 3 HR) and a .301/.370/.421 line vs. RHP (113-for-375, 19 2B, 4 3B, 6 HR)...Hit .376 (50-for-133) and slugged .534 with RISP, posting a .422 AVG (19-for-45) with RISP and 2 outs.
- ✦ Led Salem in AVG (.313), SLG (.467), and OPS (.845).
- ✦ Named Carolina League Player of the Week for 4/27-5/3 (.542, 13-for-24, 4 2B, 7 RBI).
- ✦ Named Red Sox Minor League Hitter of the Month for June, playing in 18 games with Salem before transferring to Portland on 6/25...Reached base in each of those 18 games with Salem, posting a .406/.474/.638 line (28-for-69, 5 2B, 3B, 3 HR, 9 BB, 15 R, 14 RBI).
- ✦ Started at 1B and went 2-for-4 in the California League-Carolina League All-Star Game on 6/23.
- ✦ Reached base in 59 of his 65 games with the Sea Dogs, drawing 33 BB against only 34 SO.
- ✦ Batted .353 (18-for-51) during a season-long 13-game hitting streak from 7/24-8/6...Hit .362 with a .483 OBP in his final 13 games of the season (17-for-47, 11 BB).
- ✦ Following the season, posted a .344/.394/.505 line in 23 games with Arizona Fall League champion Scottsdale (32-for-93, 10 2B, 3B, HR, 19 R, 14 RBI)...Led the league in hits, doubles, and runs, and ranked among leaders in AVG (5th), XBH (T-4th, 12), and total bases (3rd, 47).
- ✦ Selected to the AFL Top Prospects Team...Named to the Fall Stars Game East Division roster.
- ✦ Following the season, ranked by *Baseball America* as the 7th-best prospect in the Red Sox organization and the 9th-best prospect in the CL.
- ✦ **2014: Combined with Short-A Lowell and Single-A Greenville to hit .316 (86-for-272) with a .351 OBP and .467 SLG in his pro debut.**
- ✦ Hit a combined .416 (32-for-77) against LHP, .393 (55-for-140) with runners on, and .415 (34-for-82) with RISP.
- ✦ Began the season with Lowell, leading the Spinners in AVG (.333) and hitting .500 (26-for-52) with RISP.
- ✦ Went 5-for-30 (.167) in his first 8 games, but hit .370 (50-for-135) with a .504 SLG in his final 32 appearances with Lowell...Hit safely in 16 of his final 17 games with the Spinners, batting .370 (17-for-46) during a 10-game hitting streak from 7/14-24 and .667 (12-for-18) in his final 4 games with the club.
- ✦ Transferred to Greenville on 8/1 and went 11-for-23 (.478) in his first 6 games with the Drive.
- ✦ Between the 2 clubs, reached safely via hit, BB, or HBP in 30 consecutive games from 7/6-8/7, recording a .384 AVG, .425 OBP, and .512 SLG in that time...Hit safely in 22 of the last 23 games in that stretch from 7/14-8/7, leading all minor leaguers in hits (tied, 42) and ranking 6th in AVG (.433, 42-for-97) in that span.
- ✦ Following the season, ranked by *Baseball America* as the 12th-best prospect in the Sox organization and the 15th-best prospect in the New York-Penn League.



## Sam Travis, Continued

### Personal

- 🔴 Full name: Samuel John Travis.
- 🔴 Signed by Blair Henry (Red Sox).
- 🔴 Played baseball at Indiana University (2012-14), where he hit .327 with 31 HR in 184 career games...Left Indiana ranked in the top 10 in school history in 2B (6th, 55), hits (9th, 236), and RBI (10th, 165)...Named 2012 Big Ten Freshman of the Year and 2014 Big Ten Player of the Year.
- 🔴 Graduated in 2011 from Providence (IL) High School...Named Illinois Player of the Year by the *Chicago Tribune* after hitting .504 with a 1.023 SLG in 41 games as a senior.
- 🔴 Selected by the Cincinnati Reds in the 40th round of the 2011 June Draft, but did not sign.

### Sam Travis' Career Record

YEAR	CLUB	AVG	G	AB	R	H	2B	3B	HR	RBI	SH	SF	HB	BB	SO	SB	CS	E
2014	Lowell	.333	40	165	28	55	5	1	4	30	1	0	4	4	18	5	1	6
	Greenville	.290	27	107	12	31	11	1	3	14	0	1	0	7	14	0	1	2
2015	Salem	.313	66	246	35	77	15	4	5	40	0	4	2	26	43	10	6	3
	Portland	.300	65	243	35	73	17	2	4	38	0	3	2	33	34	9	6	2
<b>Minor League Totals</b>		<b>.310</b>	<b>198</b>	<b>761</b>	<b>110</b>	<b>236</b>	<b>48</b>	<b>8</b>	<b>16</b>	<b>122</b>	<b>1</b>	<b>8</b>	<b>8</b>	<b>70</b>	<b>109</b>	<b>24</b>	<b>14</b>	<b>13</b>

- 2011 Selected by the Cincinnati Reds in the 40th round of the June Draft (did not sign)
- 2014 Signed by the Boston Red Sox as a second-round selection in the June Draft

#### ALL-TIME RED SOX LEADERS AT FENWAY PARK

##### Batting Leaders

AVG	.369	Wade Boggs
SLG	.652	Ted Williams
Hits	1,822	Carl Yastrzemski
Walks	1,031	Ted Williams
SB	109	Jacoby Ellsbury
Doubles	382	Carl Yastrzemski
Triples	63	Harry Hooper
HR	248	Ted Williams
RBI	1,063	Carl Yastrzemski

##### Pitching Leaders

Wins	98	Tim Wakefield
Strikeouts	1,332	Roger Clemens
ERA	1.80	Carl Mays
Saves	104	Jonathan Papelbon

**NOTE:** Minimum 2,000 AB for AVG and SLG; Minimum 500.0 IP for ERA

Leaders courtesy Elias Sports Bureau

#### ALL-TIME OPPONENT LEADERS AT FENWAY PARK

##### Batting Leaders

AVG	.377	Fred McGriff
SLG	.724	Frank Robinson
Hits	218	Al Kaline
Walks	126	Eddie Yost
SB	47	Rickey Henderson
Doubles	49	Al Kaline
Triples	17	Ty Cobb
HR	38	Mickey Mantle, Babe Ruth
RBI	152	Lou Gehrig

##### Pitching Leaders

Wins	19	Hooks Dauss
Strikeouts	186	Bob Feller
ERA	1.72	Lefty Grove
Saves	36	Mariano Rivera

**NOTE:** Minimum 200 AB for AVG and SLG; Minimum 100.0 IP for ERA

Leaders courtesy Elias Sports Bureau

# 19 KOJI UEHARA

RHP



**Bats:** Right • **Throws:** Right • **Height:** 6-2 • **Weight:** 195

**Opening Day Age:** 41 • **MLB Service:** 7 years

**Born:** 4/3/1975 in Osaka, Japan

**Resides:** Tokyo, Japan

**Acquired:** Signed as a free agent on 10/30/2014

**Contract Status:** Signed through 2016

## Career Highlights

- ✦ Entering the 2nd year of a 2-year contract signed with the club on 10/30/14.
- ✦ Enters his 8th season in the major leagues, and 4th with the Red Sox...Debuted in MLB with BAL in 2009 following a 10-year career in Japan's Nippon Professional Baseball...Also had a stint with TEX from mid-2011 through 2012.
- ✦ Named a 2014 American League All-Star, his 1st All-Star selection in MLB.
- ✦ In his 3 years as a Red Sox, has not allowed a run in 154 of his 180 appearances (86%)...His 154 scoreless appearances in that span are 10th most among all AL pitchers (2013-15).
- ✦ Since joining BOS in 2013, has the lowest opponent OBP among ML relievers (.209)...His .176 opponent AVG is 7th lowest and his .523 opponent OPS is 8th.
- ✦ Converted 31 consecutive regular season saves from 7/9/13-6/16/14, the 2nd-longest save streak in Red Sox history behind Tom Gordon's AL-record of 54 in a row from 4/19/98-5/31/99...Including the 2013 Postseason, converted 38 saves in a row.
- ✦ Made an AL-record 44 perfect appearances in 2013...Had 65 scoreless appearances in 2013, tying for the MLB lead (also ATL's Luis Avilan and LAD's Paco Rodriguez) and marking a Red Sox single-season record.
- ✦ Established a Red Sox record by retiring 37 consecutive batters from 8/17-9/13/13, with 17 via SO...The streak was the 2nd-longest for a single season by a reliever in MLB history behind CWS' Bobby Jenks (41 in 2007).
- ✦ Had a career-best 30.1-IP scoreless streak, the longest for any ML pitcher in 2013, from 7/9-9/13...The streak was the longest of its kind in a single season for a Red Sox reliever since 1963 (Dick Radatz, 33.0 IP).
- ✦ Was the closer for the 2013 World Champion Red Sox...Converted all 7 of his save opportunities and posted a 0.66 ERA (1 ER/13.2 IP) in 13 games...Set BOS single-postseason records in both saves and appearances (tied with Junichi Tazawa).
- ✦ Named MVP of the 2013 ALCS against DET...Went 1-0 with 3 SV and no runs allowed in 6.0 IP (0 BB, 9 SO)...Has also appeared in the postseason with TEX in both 2011 and 2012.
- ✦ In 2013 posted the best single-season WHIP in ML history among pitchers with at least 40.0 IP (0.57)...Also owns the best career WHIP (0.85) in ML history among those with at least 100.0 IP.
- ✦ Has walked fewer than 10 batters in 6 straight seasons (43 BB in 324.0 IP since 2010)...Owns the best walk rate (1.27 BB/9.0 IP) among pitchers with at least 100.0 IP since 1930.
- ✦ Has converted 72 saves as a Red Sox, 7th most on the club's all-time list...Is 13 shy of Derek Lowe (85) for 6th place.
- ✦ Has fanned 459 batters and walked just 55 in 337 ML appearances over 7 seasons with the Orioles (2009-11), Rangers (2011-12), and Red Sox (2013-15) for the best career strikeout-to-walk ratio (8.4) in MLB history among pitchers with at least 300.0 IP.
- ✦ Made 12 starts in his 1st ML season...Since shifting to the bullpen in 2010, leads all ML relievers with a 0.77 WHIP and a 9.6 SO/BB ratio (411 SO/43 BB)...Has averaged 11.4 SO/9.0 IP, 3rd best among American Leaguers (min. 300.0 IP).
- ✦ Over the last 6 seasons (2010-15), has issued just 39 unintentional walks in 324.0 IP...Did not issue a walk in 36 consecutive appearances (37.2 IP) from 7/19/10-4/15/11, which was the 4th-longest such streak by a relief pitcher since 1916 behind Hall of Famer Dennis Eckersley in 1989-90 (41 G), John Smoltz in 2003-04 (38 G), and Sergio Romo in 2012-13...Had 46 strikeouts between walks, which was the most without a BB by any AL pitcher since BOS' Pedro Martinez in 2000 (49 SO).
- ✦ Is the only pitcher ever to post a WHIP of 0.75 or lower in 3 different seasons (2011, 2012, 2013) of at least 35.0 IP...Only Hall of Famer Dennis Eckersley has done it twice (1989-90).
- ✦ Since his Rangers debut on 7/31/11, his 9.8 SO/BB ratio (294 SO/30 BB) is nearly 3 points higher than the next-closest major leaguer with at least 175.0 innings (Cliff Lee, 7.1).
- ✦ Over the last 6 years, has held right-handers to a .188 AVG (107-for-569), 3rd lowest in the AL (min. 575 BF).
- ✦ Had a 10-year career with the Yomiuri Giants in the NPB Central League from 1999-2008, compiling a 112-62 record with 33 saves, a 3.01 ERA (518 ER/1,549.0 IP), and 1,376 SO...Had a career 1.01 WHIP, averaged 8.0 SO/9.0 IP, and had a 6.7 SO/BB ratio in Japan.
- ✦ Led the NPB in wins in 1999 (20) and 2002 (17), in ERA in 1999 (2.09) and 2004 (2.60), and in SO in 1999 (179) and 2003 (194).

## Koji Uehara, Continued

- 👉 An 8-time NPB All-Star, was selected in each of his first 7 seasons from 1999-2005 as well as in 2007.
- 👉 Won the Sawamura Award as NPB's top pitcher, earned the Golden Glove Award, and was named to the Top Nine Team as NPB's best all-around starting pitcher in both 1999 and 2002.
- 👉 Named NPB's Central League Rookie of the Year in 1999...Won the Central League Triple Crown that year, going 20-4 with a 2.09 ERA (46 ER/197.2 IP) and 179 SO.
- 👉 Helped the Yomiuri Giants to the Japan Series championship in 2000 and 2002.
- 👉 Participated in both the 2004 and 2008 Olympic Games for Team Japan.
- 👉 Helped Japan to the championship at the inaugural World Baseball Classic in 2006...In 3 starts, went 2-0 with a 1.59 ERA (3 ER/17.0 IP), 16 SO, and 0 BB...Topped the tournament in IP and SO (5 more than the next-highest total) while compiling the WBC's best ERA among pitchers with at least 15.0 IP.

**2015: Had his 3rd season with BOS limited to 43 games due to a right wrist non-displaced distal radius fracture suffered on 8/7 at DET.**

- 👉 Named Red Sox Fireman of the Year by the Boston Baseball Writers.
- 👉 Allowed no runs in 36 of his 43 appearances (84%).
- 👉 Despite missing the team's final 52 games, finished in the top 13 among AL relievers in saves (11th, 25), WHIP (0.92), SO/BB (12th, 5.22), and SO/9.0 IP (13th, 10.5).
- 👉 Among AL relievers with 160 batters faced, ranked 2nd in opponent OBP (.233), 6th in opponent AVG (.188), and T-9th in opponent OPS (.562).
- 👉 Converted 25 of his 27 save opportunities...His 92.6% conversion rate was 3rd best in the AL (8th in MLB).
- 👉 Began the season on the DL with a left hamstring strain (placed on DL on 4/5, retro to 3/27)...Made 1 appearance with Single-A Greenville on 4/11 before being activated on 4/13.
- 👉 Struck out 2 in a perfect 9th inning and earned the save in his season debut on 4/14 vs. WSH.
- 👉 Did not issue a walk over his first 8 games (7.1 IP)...Issued just 9 BB overall on the season.
- 👉 Earned a decision in each of his first 9 games of the season (2-1, 6 SV) and in 13 of his first 14 appearances (2-1, 10 SV).
- 👉 Ended the season converting each of his final 15 save chances (beginning 6/2), the longest active streak at season's end...Streak of 15 consecutive saves converted is 1 shy of his career best done in 2013 (16 SV from 7/9-9/22) and the 3rd such streak of his career (also had a 15-SV streak in 2014, 4/3-6/16).
- 👉 From his season debut on 4/14 through the All-Star break, recorded saves in 22 of the club's 37 wins (59%)...Saved 8 of the Sox' 14 wins in June.
- 👉 Earned the 100th save of his career between NPB in Japan (33) and MLB on 5/10 at TOR (67th MLB SV).
- 👉 Ended the season with just 1 run allowed in 17.1 IP (0.52 ERA) over a span of 17 games (beginning 6/24)...The only run was a solo walk-off HR to Mike Trout on 7/17 at LAA...Held opponents to a .117 AVG (7-for-60) in that span.
- 👉 Did not allow a batter to reach base via hit, BB, or HBP over a span of 6 straight games from 6/28-7/8 (1 batter reached on error on 7/5 vs. HOU).
- 👉 Suffered a right wrist non-displaced distal radius fracture on 8/7 at DET...Entered a 7-2 game in the bottom of the 9th with 1 out and the bases loaded...Fanned Jose Iglesias for the 2nd out and fielded Ian Kinsler's line drive off his wrist for the final out and save.
- 👉 Was placed on the DL on 8/11 (retro to 8/8)...Transferred to the 60-day DL on 9/11.
- 👉 Was 2-1 with a 1.88 ERA (5 ER/24.0 IP) and was a perfect 12-for-12 in save chances at Fenway Park (24 G)...Was 0-3, 2.76 ERA (5 ER/16.1 IP) in 19 road games.
- 👉 His only 2 wins came in a pair of walk-off victories for the Sox on 4/17 vs. BAL and 4/27 vs. TOR.

- 👉 **2014: Named to the AL All-Star team in his 2nd season with BOS, his 1st ML All-Star selection.**
- 👉 Among all AL relievers finished 2nd in both SO/BB (10.0; 80 SO/8 BB) and BB/9.0 IP (1.12; 64.1 IP).
- 👉 Ranked T-6th among AL relievers in wins (6), 7th in SV (26), 8th in SV% (83.9), and 11th in SO.
- 👉 Allowed no runs in 53 of his 64 appearances (83%).
- 👉 Began the season allowing only 2 ER over his first 31 appearances (31.2 IP, 0.57 ERA)...Was a perfect 15-for-15 in save opportunities in that span (streak was T-8th longest in the AL on the year).
- 👉 Posted a team season-best 21.0-IP scoreless streak from 5/3-6/16 (.108 AVG, 7-for-65, 3 BB, 25 SO).
- 👉 Converted each of his first 15 save chances of the season, 4/3-6/16...Those 15 saves ran his streak of consecutive regular season saves converted to 31 dating back to 7/9/13 (38 saves in a row including the 2013 postseason).

### CAREER PITCHING LEADERS SINCE 1900

WHIP	Pitcher
<b>0.85</b>	<b>Koji Uehara</b>
0.93	Craig Kimbrel
0.93	Sean Doolittle
0.94	Kenley Jansen
0.95	Sergio Romo

SO/BB	Pitcher
<b>8.35</b>	<b>Koji Uehara</b>
6.05	Sean Doolittle
5.83	Masahiro Tanaka
5.67	Sergio Romo
5.35	Noah Syndergaard

*Minimum 150.0 IP*

## Koji Uehara, Continued

2016  
Red Sox

- 🔴 Save streak ended on 6/22 at OAK after allowing 2 solo HR in the 9th inning...Had not allowed multiple HR in a game since 9/4/10 for BAL vs. TB.
- 🔴 Blown save at OAK marked 1st time he allowed multiple runs in any game - save opportunity or not, regular or postseason - since being named Red Sox closer on 6/21/13...Overall, went 94 outings (regular and postseason) spanning over 1 full year from 6/10/13-6/21/14 allowing 1 run or none.
- 🔴 Posted a sub-2.00 ERA against the AL East (1.82, 5 ER/24.2 IP) and AL Central (1.80, 3 ER/15.0 IP)...Pitched to a 5.52 ERA (9 ER/14.2 IP) against the AL West.
- 🔴 Was 5-2 with 18 SV and a 1.65 ERA (8 ER/43.2 IP) in 42 games prior to the All-Star break, compared to 1-3 with 8 SV and a 4.35 ERA (10 ER/20.2 IP) in 22 games after.
- 🔴 11 of his total 18 runs allowed came via HR (9 solos and one 2-run HR)...The first 5 runs he allowed on the season were all solo homers.
- 🔴 Struck out the only batter he faced (CIN's Devin Mesoraco) in the 6th inning of the All-Star Game on 7/15 at MIN.
- 🔴 Hit a batter with a pitch on 8/16 vs. HOU (Jake Marisnick)...Marked only the 2nd HBP of his MLB career in 350.1 IP (1,340 batters faced)...Had not hit a batter in his previous 96 games (100.2 IP; 6/9/13 vs. LAA, Howie Kendrick).
- 🔴 After allowing 10 ER (4 HR) in 4.2 IP over a 6-game span, 8/16-9/4, ended the season with 3 scoreless appearances (3.0 IP, 0 BB, 5 SO, .100 AVG, 1-for-10).
- 🔴 Threw a scoreless 8th inning on 9/12 at KC for his only hold of the season and 1st since 6/20/13 at DET.
- 2013: Won World Series in 1st season with the Red Sox...Set then-career bests in wins (4), games (73), saves (21), IP (74.1), SO (101), ERA (1.09), opponent AVG (.130), and WHIP (0.57).**
- 🔴 Placed the highest among AL relievers in Cy Young Award voting (7th place).
- 🔴 Led all ML relievers in ERA, WHIP and SO/BB ratio (11.2)...Became the 1st major leaguer ever to record at least 100 SO in a season with fewer than 10 walks allowed.
- 🔴 Threw 74% of his pitches for strikes (775 strikes/1,049 pitches), then the top rate by any ML pitcher in a season of at least 10.0 IP since 2000.
- 🔴 His 44 perfect outings set an AL record and finished 1 shy of SD's Luke Gregerson's MLB record of 45 in 2010.
- 🔴 Tied for the ML lead and established a club record with 65 scoreless appearances.
- 🔴 His 0.57 WHIP (33 H, 9 BB) was the best single-season mark in MLB history for a pitcher with at least 40.0 IP.
- 🔴 His 1.09 ERA was the 2nd best in Red Sox history among pitchers with at least 70.0 IP, trailing only Dutch Leonard's 0.96 mark in 1914.
- 🔴 Led all AL relievers in BB/9.0 ratio (1.1) and opponent AVG (.130).
- 🔴 Recorded 1st save of the season on 5/17 at MIN (10 innings) but was officially inserted to the closer's role at the end of June...From the date of his 1st opportunity on 6/26, went 4-1, 20 SV, 22 SVO, 0.41 ERA (2 ER/44.1 IP), 2 BB, 59 SO, .097 opponent AVG (14-for-145), and a 0.36 WHIP in 41 games.
- 🔴 Of his 21 saves, 19 were perfect appearances.
- 🔴 Had 4 multi-inning saves: 8/24 at LAD (1.1 IP), 8/30 vs. CWS (1.1 IP), 9/10 at TB (1.1 IP), and 9/20 vs. TOR (1.2 IP)...His save on 9/20 clinched the AL East division title for BOS at Fenway Park.
- 🔴 Had career-best 30.1-IP scoreless streak, longest for any MLB pitcher on the season, from 7/9-9/13...Held opponents to a .063 AVG (6-for-95) with 1 BB and 41 SO and was 14-for-14 in save opportunities in that span.
- 🔴 His 30.1-IP scoreless streak was the 2nd-longest single-season streak by a Red Sox in the last 40 years (Pedro Martinez, 35.0 in 2002), and was the longest single-season streak for a BOS reliever since 1963 (Dick Radatz, 33.0).
- 🔴 Took loss on same night that his scoreless streak ended, 9/17 vs. BAL...Was his 1st loss since 8/20/11 at CWS.
- 🔴 Set a club record by retiring 37 consecutive batters from 8/17-9/13, passing Ellis Kinder (32 consecutive batters retired in 1952)...Struck out 17 batters in that span...The streak was the 2nd-longest for a single-season by a reliever in MLB history (Bobby Jenks, 41 in 2007).
- 🔴 Did not allow a base runner in 8 consecutive save chances from 8/10-9/10, the longest such streak in Sox history.
- 🔴 Retired 59 of his 73 1st batters faced (81%).
- 🔴 Did not allow a HR over his final 37 games of the season (40.1 IP).
- 🔴 In 36 games against AL East teams, went 3-1, 0.50 ERA (2 ER/36.1 IP), 3 BB, 49 SO.

### LOWEST SINGLE-SEASON ERA IN RED SOX HISTORY

Pitcher	Year	ER/IP	ERA
Jonathan Papelbon	2006	7/68.1	0.92
Dutch Leonard	1914	25/224.2	0.96
<b>Koji Uehara</b>	<b>2013</b>	<b>9/74.1</b>	<b>1.09</b>
<i>Minimum 50.0 IP</i>			

### BEST SINGLE-SEASON WHIP IN MAJOR LEAGUE HISTORY

Pitcher	Team	Year	WHIP
<b>Koji Uehara</b>	<b>BOS</b>	<b>2013</b>	<b>0.57</b>
Dennis Eckersley	OAK	1987	0.61
Dennis Eckersley	OAK	1990	0.61
<b>Craig Kimbrel</b>	<b>ATL</b>	<b>2012</b>	<b>0.65</b>
<i>Minimum 40.0 IP</i>			

**POSTSEASON:** Went 1-1 with 7 saves, a 0.66 ERA (1 ER/13.2 IP), 0 BB, and 16 SO for BOS in the 2013 postseason...Along with Junichi Tazawa set a Red Sox single-postseason record with 13 appearances...His 7 saves were a Red Sox single-postseason record and tied the MLB all-time record (5th time, and 1st since PHI's Brad Lidge in 2008)...Was 7-for-7 in save opportunities, which included 4 multi-inning saves...Recorded the save in his postseason debut in ALDS Game 2 vs. TB on 10/5 (1.0 IP, 2 SO)...Took the loss in ALDS Game 3 at TB on 10/7 after allowing a walk-off HR to Jose Lobaton with 2 outs in the 9th inning...After allowing that HR, he made 11 consecutive scoreless appearances with 6 SV, 14 SO, and only 6 hits allowed in 40 AB (.150 AVG)...Threw a perfect 1.2 IP in his longest multi-inning SV to preserve a 4-3 victory in ALCS Game 5 at DET on 10/17...Named ALCS MVP after going 1-0 with 3 SV, 0.00 ERA (6.0 IP), 0 BB, and 9 SO in 5 games...Was the 1st Red Sox reliever to ever win the award, and the 2nd pitcher (Josh Beckett in 2007)...Ended World Series Game 4 at STL on 10/27 by picking Kolten Wong off 1st base...Was on the mound to close out each series-clinching game, all via SO, in the ALDS vs. TB (Longoria), ALCS vs. DET (Iglesias), and World Series vs. STL (Carpenter).

**2012: Posted a then-career-low 1.75 ERA (7 ER/36.0 IP) in 37 relief appearances for TEX, 5th lowest among AL pitchers with at least 30.0 IP.**

- Posted the 3rd-highest SO/BB ratio (14.3; 43 SO/3 BB) and the then-4th-lowest WHIP (0.64) since 1900 in MLB history (WHIP mark surpassed by Uehara in 2013)...Marked the lowest WHIP in Rangers history (min. 30.0 IP).

- His 14.3 SO/BB ratio trailed only Dennis Eckersley (18.33 in 1989, 18.25 in 1990) among all-time single-season leaders.

- Held right-handed batters to a .125 AVG (7-for-56), 4th lowest among major leaguers with at least 50 batters faced...Also ranked among AL hurlers against righties in opponent OPS (T-2nd, .369) and opponent SLG (6th, .214).

- Recorded more than 3 outs 6 times...Hurled a season-high 2.0 IP on 5/26 vs. TOR, with scoreless 10th and 11th innings in a 13-inning walk-off win.

- Had a 1.04 ERA (2 ER/17.1 IP) in his first 16 outings through 5/26...Gave up 3 runs in 4.0 IP over his next 4 games from 5/30-6/9 before landing on the DL.

- On the 15-day DL from 6/10-8/25 with a right latissimus strain...At the time he went on the DL, ranked among AL relief leaders in SO/BB ratio (2nd, 11.0), WHIP (3rd, 0.70), and opponent AVG (T-8th, .171)...Re-aggravated the original injury in mid-July, extending his time on the DL.

- Made 3 appearances with Triple-A Round Rock on rehab assignments, compiling 3.0 scoreless IP with 4 SO.

- After returning from the DL, compiled a 1.23 ERA (2 ER/14.2 IP) in his final 17 games.

- Did not allow a run over his last 14 outings beginning 9/1 (11.2 IP), with 19 SO against 1 BB and 2 hits allowed, both singles.

- Retired 25 consecutive batters faced from 9/12-10/1, the longest streak by a TEX pitcher since Jeff Zimmerman set down 25 in a row in 1999...Brandon Moss ended the streak with a 2-out single on 10/1 at OAK, the 1st batter to reach off Uehara since Casey Kotchman singled in the 8th inning on 9/11 vs. CL.

- Went a club-record 9 consecutive appearances without allowing a base runner from 9/12-30, spanning 7.2 IP with 15 SO.

- Lone save came 9/16 vs. SEA, filling in when bullpen was depleted.

**POSTSEASON:** Pitched the 8th inning, striking out all 3 batters faced, in the AL Wild Card game vs. BAL.

**2011: Was 2-3 with a 2.35 ERA (17 ER/65.0 IP) in 65 relief outings for the Orioles and Rangers.**

- Set ML career highs for games and SO (85) while issuing just 9 BB, all to left-handed batters.

- Led ML relief qualifiers with a .194 opponent OBP...Also ranked among AL relief leaders in opponent AVG (2nd, .164), SO (4th), and holds (10th, 22).

- Had a 9.4 SO/BB ratio, best among AL relievers and 2nd in MLB to SF's Sergio Romo (14.0).

- Had the majors' best WHIP (0.72) among pitchers with at least 50.0 innings.

- Held left-handed batters to a .130 AVG (15-for-115), the best mark in the majors (min. 100 BF).

- Posted a 1.99 ERA (7 ER/31.2 IP) in 33 road games between the 2 clubs.

- Issued 11 HR, tied for 2nd-most among AL relief pitchers...Of his 17 runs allowed, 12 came on HR.

- Was traded to TEX on 7/30 for 1B Chris Davis and RHP Tommy Hunter.

- Tossed 15.0 scoreless IP with just 2 BB and 23 SO over his final 13 outings with BAL from 6/22-7/29.

- Had at least 1 SO in his final 16 games with the O's, and fanned at least 1 batter in a career-high 18 straight games through 8/3 (31 total SO).

### ALL-TIME SINGLE-SEASON LEADERS SINCE 1900

Pitcher	Year	Team	WHIP
<b>Koji Uehara</b>	<b>2013</b>	<b>BOS</b>	<b>0.57</b>
Mike Adams	2009	SD	0.59
Dennis Eckersley	1989	OAK	0.61
Dennis Eckersley	1990	OAK	0.61
<b>Koji Uehara</b>	<b>2012</b>	<b>TEX</b>	<b>0.64</b>
<b>Craig Kimbrel</b>	<b>2012</b>	<b>ATL</b>	<b>0.65</b>

Pitcher	Year	Team	SO/BB
Dennis Eckersley	1989	OAK	18.3
Dennis Eckersley	1990	OAK	18.3
Evan Scribner	2015	OAK	16.0
<b>Koji Uehara</b>	<b>2012</b>	<b>TEX</b>	<b>14.3</b>
Sergio Romo	2011	SF	14.0

*Minimum 30.0 IP*

## Koji Uehara, Continued

**POSTSEASON:** Appeared in 3 postseason games in the Rangers' run to the AL Pennant, giving up 5 runs over 1.1 IP...Allowed a HR in each outing, to TB's Evan Longoria in ALDS Game 2, DET's Miguel Cabrera in ALCS Game 3, and DET's Ryan Raburn in ALCS Game 5...Was the 1st relief pitcher in ML history to issue homers in 3 straight postseason appearances...His walk to TB's Desmond Jennings in the ALDS was his 1st to a right-handed batter all year...Was not active for the World Series.

**2010: Moved to the bullpen and posted a 2.86 ERA (14 ER/44.0 IP) with 55 SO and just 5 BB in 43 outings for the Orioles.**

- 🍷 Among pitchers with at least 40.0 IP, led the AL in SO/BB ratio (11.0)...Ranked 2nd among that group in SO/9.0 IP (11.3) and BB/9.0 IP (1.0).
- 🍷 Had a 0.95 WHIP, 6th-best among AL pitchers with at least 40.0 IP.
- 🍷 Held right-handed batters to a .185 AVG (17-for-92), 11th lowest in the AL (min. 85 BF).
- 🍷 Did not allow any of 14 inherited runners to score...Retired his 1st batter faced in 37 of 43 outings.
- 🍷 Was limited by 2 stints on the 15-day DL...Was out from the start of the year through 5/5 with a left hamstring strain...Landed on the DL again from 5/20-6/26 with a right forearm strain.
- 🍷 Took over as closer in mid-August after never before recording a ML save...Finished the year with 13 saves in 15 opportunities beginning 8/21, topping the AL in saves and save chances during that span.
- 🍷 Set a franchise record with 32 consecutive appearances without a walk from 7/19 through the end of the season (34.0 IP).
- 🍷 Recorded 1st ML relief win on 7/20 vs. TB with the final 1.2 scoreless IP in a 13-inning walk-off.

**2009: Worked as a starter for the Orioles in his 1st ML season.**

- 🍷 Signed with BAL on 1/13 and became the Orioles' 1st-ever Japanese-born player.
- 🍷 All 12 appearances came as a starter...Allowed 3 ER or less in each of his 6 outings of at least 6.0 IP...Gave up more than 3 ER just 3 times.
- 🍷 Opened the season as BAL's No. 2 starter...Won each of his first 2 starts, his only victories of the season, including his big league debut on 4/8 vs. NYY and 4/13 at TEX.
- 🍷 Became 3rd native of Japan to win his first 2 ML games, joining Kaz Ishii (first 6 in 2002) and Hideki Irabu (first 2 in 1997).
- 🍷 Was 0-4 in last 10 starts despite a 3.49 ERA (22 ER/56.2 IP) in that span...Left with the lead in 4 of those outings.
- 🍷 On DL from 5/24-6/10 with a left hamstring strain...Sidelined again from 6/24 through the remainder of the season with right elbow tendinitis.

**2008: In final season in Japan, posted his 2nd-lowest innings total in Giants career (89.2).**

- 🍷 Made 14 starts and had 12 relief appearances...Won 6 games in the regular season...The Giants lost to the Seibu Lions in the Japan Series.
- 🍷 Pitched for Japan in the Summer Olympic Games in Beijing, allowing 1 earned run in 2.0 IP.

**2007: Named an All-Star in lone full season as a reliever in NPB.**

- 🍷 Posted a career-high 32 saves in 55 relief appearances.
- 🍷 Also established career bests with a 16.5 SO/BB ratio (66 SO/4 BB) and 9.5 SO/9.0 IP.

**2006: Posted a 3.21 ERA (60 ER/168.1 IP) with 151 SO in 24 starts for Yomiuri.**

- 🍷 Also went 2-0 with a 1.59 ERA (3 ER/17.0 IP) with no BB and 16 SO in 3 starts for Japan in the inaugural World Baseball Classic in March...Combined with Daisuke Matsuzaka (3-0, 1.38 ERA) to record all 5 wins for the WBC champions.
- 🍷 Topped the WBC pitchers in IP and SO (5 more than the next-highest total)...Compiled the WBC's best ERA among hurlers with at least 15.0 IP.
- 🍷 Earned wins on 3/3 vs. China (1st round) and 3/18 at Korea in SD's Petco Park (semi-finals).

### PLAYERS BORN IN JAPAN WHO HAVE PLAYED FOR THE RED SOX

PLAYER	POSITION	YEARS	BORN	BIRTHPLACE
Tomo Ohka	RHP	1999-2001	March 18, 1976	Kyoto
Hideo Nomo	RHP	2001	August 31, 1968	Osaka
Dave Roberts	OF	2004	May 31, 1972	Okinawa
Daisuke Matsuzaka	RHP	2007-12	September 13, 1980	Tokyo
Hideki Okajima	LHP	2007-11	December 25, 1975	Kyoto
Takashi Saito	RHP	2009	February 14, 1970	Miyagi
<b>Junichi Tazawa</b>	<b>RHP</b>	<b>2009, '11-15</b>	<b>June 6, 1986</b>	<b>Yokohama</b>
<b>Koji Uehara</b>	<b>RHP</b>	<b>2013-15</b>	<b>April 3, 1975</b>	<b>Osaka</b>

## Koji Uehara, Continued

**2005: Tied a career high with 27 starts and earned NPB All-Star honors for 7th straight year.**

✦ Also suffered a career-high 12 losses...Marks his only season with double-digit losses as a pro.

✦ Was his 1st losing season after posting winning records in each of his first 6 campaigns.

**2004: Led NPB's Central League in ERA (2.60) and was an All-Star selection.**

✦ Posted his 5th and final season of double-digit wins.

✦ Won a bronze medal with Japan in the Summer Olympic Games in Athens, going 1-0 with a 2.08 ERA (3 ER/13.0 IP) in 2 outings...Win came in a 12-0 victory on 8/15 against Italy (6.0 IP, 4 H, 0 R) in the preliminary round.

**2003: Was an NPB All-Star and Gold Glove winner.**

✦ Led the Central League in SO (194), IP (207.1), and complete games (11).

✦ Established career highs in IP and SO while matching his most starts in a season (27).

**2002: Won the Sawamura Award as NPB's top pitcher and the Top Nine Award as NPB's best all-around starting pitcher, each for the 2nd time (also 1999).**

✦ Was also an NPB All-Star as the Giants won the Japan Series for the 2nd time in a 3-year span.

✦ Led the league in wins (17) and complete games (8), posting a career-high 3 shutouts.

✦ Surpassed 200.0 IP for the 1st time in his career.

✦ Following the season, made 2 exhibition starts against MLB All-Stars, going 1-1 with a 2.45 ERA and 13 SO... Fanned Barry Bonds 3 times in the 1st game of the series.

**2001: Went 10-7 and earned an NPB All-Star selection.**

✦ Was his 2nd double-digit win season.

**2000: Earned NPB All-Star honors in his 2nd pro campaign.**

✦ Yomiuri beat the Fukuoka Daiei Hawks of the Pacific League for the Japan Series title.

**1999: Won the Sawamura Award as NPB's top pitcher, won the Top Nine Award as NPB's best starting pitcher, and was an All-Star in his rookie season with the Giants.**

✦ Was also named Central League Rookie of the Year and won a Gold Glove.

✦ Won the Triple Crown in the Central League.

✦ Notched a career-best 20 wins to go along with a 2.09 ERA (46 ER/197.2 IP), his best mark in Japan, and 179 SO...Topped the league with a career-high 12 complete games.



# Koji Uehara, Continued

## Personal

- 🔴 Full name: Koji Uehara...Last name is pronounced "EW-eh-hara."
- 🔴 Signed by John Stockstill (Orioles).
- 🔴 Married to Miho...They have a son, Kazuma.
- 🔴 Went 1-0 and did not allow an ER in 11.2 IP for the Gold Medal-winning Japanese Team in the 1997 Intercontinental Cup...Was named to the All-Tournament Team.
- 🔴 Was 2-0 with a 2.13 ERA in 25.1 IP in the 1998 World Cup, leading the tournament in SO (33) and wins.
- 🔴 Selected by the Yomiuri Giants in the 1st round of 1998 draft after starring at Osaka University of Health and Sports Sciences...Graduated in 1998.
- 🔴 Became a pitcher in college after playing as an outfielder at Osaka's Tokaidai Gyosei High School.

## In the Community

In the last 3 years, Koji has participated in several events benefitting the Red Sox Foundation, including Casino Night, Picnic in the Park, and the Welcome Home Party...In 2015, participated in the Ice Bucket Challenge at Fenway Park and in the Fort Myers "Day of Service"...Has greeted fans at the gates before a home game in each of the last 2 years...Met with patients at Walter Reed Medical Center in 2014...In 2013, visited victims of the Boston Marathon bombings in the hospital, and met with Jimmy Fund patients during their visit to Fenway Park...Also participated in the Children's Hospital of Southwest Florida Golf Classic, and attended a BoSox Club Luncheon...Has visited the Tohoku region of Japan, the area devastated by the 2011 earthquake and tsunami, every off-season since the disaster...Participates in question-and-answer sessions and baseball clinics for children in the affected area...Since 2006, has supported awareness for bone marrow donation programs in Japan.

## Koji Uehara's Career Record

YEAR	CLUB	W-L	ERA	G	GS	CG	SHO	SV	IP	H	R	ER	HR	HB	BB	SO	WP	BK
1999	Yomiuri	20-4	2.09	25	25	12	1	0	197.2	153	49	46	12	4	24	179	3	0
2000	Yomiuri	9-7	3.57	20	20	6	1	0	131.0	112	53	52	20	1	22	126	1	0
2001	Yomiuri	10-7	4.02	24	22	4	1	0	138.2	133	66	62	18	5	28	108	2	0
2002	Yomiuri	17-5	2.60	26	26	8	3	0	204.0	173	65	59	18	6	23	182	2	0
2003	Yomiuri	16-5	3.17	27	27	11	1	0	207.1	190	76	73	28	5	23	194	0	0
2004	Yomiuri	13-5	2.60	22	22	2	0	0	163.0	135	54	47	24	5	23	153	1	0
2005	Yomiuri	9-12	3.31	27	27	6	2	0	187.1	164	73	69	24	0	22	145	0	1
2006	Yomiuri	8-9	3.21	24	24	5	0	0	168.1	157	67	60	24	1	21	151	0	1
2007	Yomiuri	4-3	1.74	55	0	0	0	32	62.0	47	12	12	4	1	4	66	1	0
2008	Yomiuri	6-5	3.81	26	14	2	0	1	89.2	90	43	38	11	0	16	72	0	0
2009	BALTIMORE	2-4	4.05	12	12	0	0	0	66.2	71	33	30	7	0	12	48	0	0
2010	Bowie	0-0	0.00	2	2	0	0	0	2.0	1	0	0	0	0	1	1	0	0
	BALTIMORE	1-2	2.86	43	0	0	0	13	44.0	37	15	14	5	0	5	55	1	0
	Norfolk	0-0	0.00	2	0	0	0	0	2.0	2	0	0	0	0	0	1	0	0
2011	BALTIMORE	1-1	1.72	43	0	0	0	0	47.0	25	9	9	6	0	8	62	0	0
	TEXAS	1-2	4.00	22	0	0	0	0	18.0	13	8	8	5	0	1	23	0	0
2012	Round Rock	0-0	0.00	3	0	0	0	0	3.0	3	0	0	0	0	0	4	0	0
	TEXAS	0-0	1.75	37	0	0	0	1	36.0	20	7	7	4	0	3	43	1	0
2013	BOSTON	4-1	1.09	73	0	0	0	21	74.1	33	10	9	5	1	9	101	1	0
2014	BOSTON	6-5	2.52	64	0	0	0	26	64.1	51	18	18	10	1	8	80	1	0
2015	BOSTON	2-4	2.23	43	0	0	0	25	40.1	28	14	10	3	0	9	47	4	0
	Greenville	0-0	9.00	1	0	0	0	0	1.0	3	1	1	0	0	0	1	0	0
<b>Japan Totals</b>		<b>112-62</b>	<b>3.01</b>	<b>276</b>	<b>207</b>	<b>56</b>	<b>9</b>	<b>33</b>	<b>1549.0</b>	<b>1354</b>	<b>558</b>	<b>518</b>	<b>183</b>	<b>28</b>	<b>206</b>	<b>1376</b>	<b>10</b>	<b>2</b>
<b>Major League Totals</b>		<b>17-19</b>	<b>2.42</b>	<b>337</b>	<b>12</b>	<b>0</b>	<b>0</b>	<b>86</b>	<b>390.2</b>	<b>278</b>	<b>114</b>	<b>105</b>	<b>45</b>	<b>2</b>	<b>55</b>	<b>459</b>	<b>8</b>	<b>0</b>
<b>Minor League Totals</b>		<b>0-0</b>	<b>1.13</b>	<b>8</b>	<b>2</b>	<b>0</b>	<b>0</b>	<b>0</b>	<b>8.0</b>	<b>9</b>	<b>1</b>	<b>1</b>	<b>0</b>	<b>0</b>	<b>1</b>	<b>7</b>	<b>0</b>	<b>0</b>
<b>Red Sox Totals</b>		<b>12-10</b>	<b>1.86</b>	<b>180</b>	<b>0</b>	<b>0</b>	<b>0</b>	<b>72</b>	<b>179.0</b>	<b>112</b>	<b>42</b>	<b>37</b>	<b>18</b>	<b>2</b>	<b>26</b>	<b>228</b>	<b>6</b>	<b>0</b>

- 2009 Signed by the Baltimore Orioles as an international free agent on 1/13
- 2009 On disabled list with a strained left hamstring, 5/24-6/10
- 2009 On disabled list with right elbow tendonitis, 6/24 through remainder of season
- 2010 On disabled list with a left hamstring strain, 3/26-5/5
- 2010 On disabled list with a right forearm strain, 5/20-6/26
- 2011 Acquired by the Texas Rangers with cash in exchange for INF Chris Davis and RHP Tommy Hunter on 7/30
- 2012 On disabled list with a strained right lat muscle, 6/10-8/25
- 2012 Signed by the Boston Red Sox as a free agent on 12/18
- 2015 On disabled list with a left hamstring strain, 3/27-4/12
- 2015 On disabled list with right wrist non-displaced distal radius fracture, 8/8 through remainder of season



## Koji Uehara, Continued

### Wild Card Record

YEAR	CLUB	W-L	ERA	G	GS	CG	SHO	SV	IP	H	R	ER	HR	HB	BB	SO	WP	BK
2012	TEX vs. BAL	0-0	0.00	1	0	0	0	0	1.0	0	0	0	0	0	0	3	0	0

### Division Series Record

YEAR	CLUB	W-L	ERA	G	GS	CG	SHO	SV	IP	H	R	ER	HR	HB	BB	SO	WP	BK
2011	TEX vs. TB	0-0	---	1	0	0	0	0	0.0	2	3	3	1	0	1	0	0	0
2013	BOS vs. TB	0-1	3.00	3	0	0	0	2	3.0	1	1	1	1	0	0	4	0	0
<b>Division Series Totals</b>		<b>0-1</b>	<b>4</b>	<b>0</b>	<b>0</b>	<b>0</b>	<b>0</b>	<b>2</b>	<b>3.0</b>	<b>3</b>	<b>4</b>	<b>4</b>	<b>2</b>	<b>0</b>	<b>12</b>	<b>4</b>	<b>0</b>	<b>0</b>

### League Championship Series Record

YEAR	CLUB	W-L	ERA	G	GS	CG	SHO	SV	IP	H	R	ER	HR	HB	BB	SO	WP	BK
2011	TEX vs. DET	0-0	13.50	2	0	0	0	0	1.1	3	2	2	2	0	1	1	0	0
2013	BOS vs. DET	1-0	0.00	5	0	0	0	3	6.0	4	0	0	0	0	0	9	0	0
<b>LCS Totals</b>		<b>1-0</b>	<b>2.45</b>	<b>7</b>	<b>0</b>	<b>0</b>	<b>0</b>	<b>3</b>	<b>7.1</b>	<b>7</b>	<b>2</b>	<b>2</b>	<b>2</b>	<b>0</b>	<b>1</b>	<b>10</b>	<b>0</b>	<b>0</b>

### World Series Record

YEAR	CLUB	W-L	ERA	G	GS	CG	SHO	SV	IP	H	R	ER	HR	HB	BB	SO	WP	BK
2013	BOS vs. STL	0-0	0.00	5	0	0	0	2	4.2	2	0	0	0	0	0	3	0	0

### All-Star Game Record

YEAR	CLUB	W-L	ERA	G	GS	CG	SHO	SV	IP	H	R	ER	HR	HB	BB	SO	WP	BK
2014	AL at MIN	0-0	0.00	1	0	0	0	0	0.1	0	0	0	0	0	0	1	0	0

### World Baseball Classic Record

YEAR	CLUB	W-L	ERA	G	GS	CG	SHO	SV	IP	H	R	ER	HR	HB	BB	SO	WP	BK
2006	Japan	2-0	1.59	3	3	0	0	0	17.0	17	3	3	2	1	0	1		

### Career Fielding Record

YEAR	CLUB	POS	PCT.	G	GS	PO	A	E	TC	DP
2009	BALTIMORE	P	1.000	12	12	0	5	0	5	1
2010	BALTIMORE	P	1.000	43	0	2	3	0	5	0
2011	BALTIMORE	P	1.000	43	0	1	2	0	3	0
	TEXAS	P	1.000	22	0	1	2	0	3	0
2012	TEXAS	P	.833	37	0	4	1	1	6	0
2013	BOSTON	P	1.000	73	0	2	7	0	9	0
2014	BOSTON	P	1.000	64	0	3	7	0	10	0
2015	BOSTON	P	1.000	43	0	2	2	0	4	0
<b>Career Totals</b>		<b>P</b>	<b>.978</b>	<b>337</b>	<b>12</b>	<b>15</b>	<b>29</b>	<b>1</b>	<b>45</b>	<b>1</b>

### Career Batting Totals

	AVG	G	AB	R	H	2B	3B	HR	RBI	SH	SF	HB	BB	SO	SB	CS	E
Major League Totals	.000	337	2	0	0	0	0	0	0	0	0	0	1	1	0	0	1

### Career Single-Game Highs

<b>INNINGS PITCHED</b>	2.0, 15 times, last 7/24/15 vs. DET
<b>STRIKEOUTS</b>	4, 8/16/10 vs. SEA
<b>HITS ALLOWED</b>	5, 8/22/14 vs. SEA
<b>RUNS ALLOWED</b>	5, 8/22/14 vs. SEA
<b>WALKS ALLOWED</b>	2, 3 times, last 5/23/15 vs. LAA
<b>HOME RUNS ALLOWED</b>	2, 3 times, last 9/4/14 at NYY
<b>EJECTIONS</b>	None
<b>SCORELESS INNINGS STREAK</b>	30.1, 7/9/13-9/13/13

Koji  
Uehara

# 43 ANTHONY VARVARO

RHP



**Bats:** Right • **Throws:** Right • **Height:** 6-0 • **Weight:** 190

**Opening Day Age:** 31 • **MLB Service:** 3 years, 121 days

**Born:** 10/31/1984 in Staten Island, NY

**Resides:** Staten Island, NY

**Acquired:** From Atlanta in exchange for RHP Aaron Kurcz and cash on 12/17/14

**Contract Status:** Signed through 2016

## Non-Roster Invitee

### Career Highlights

- ✦ Entering his 11th professional season, his 2nd with BOS after being acquired from ATL via trade on 12/17/14.
- ✦ Was limited to only 9 games with the Sox in 2015 due to a right flexor strain...Underwent successful surgery to remove elbow calcification in his right arm on 5/26/15 in New York City (Dr. David Altchek).
- ✦ Spent 4 years (2011-14) in the Braves organization and was originally a 12th-round selection by SEA in the 2005 June Draft...Made his ML debut with the Mariners in 2010.
- ✦ Was 1 of only 18 ML relievers with at least 50.0 IP and an ERA of 2.85 or lower in each of the 2013 and 2014 seasons...Overall since 2013, has a 6-5 record with a 2.85 ERA (44 ER/139.0 IP) in 132 relief appearances.
- ✦ For his ML career, has held LHB to a .201 AVG (58-for-289) compared to a .268 AVG (107-for-400) against RHB.
- ✦ Appeared in 60 or more games in both the 2013 and 2014 seasons, including a career-high 62 outings for ATL in 2013...Also set a career best for IP in 2013 with 73.1.
- ✦ Over a 2-year span from 2013-14, induced 14 opponent GDP, 12th most among all NL relievers in that time.
- ✦ Underwent Tommy John surgery on his right elbow on 6/27/05.
- ✦ Named to the Southern League All-Star team while at Double-A West Tennessee in both 2008 and 2009...Pitched for Peoria in the Arizona Fall League in 2009.

### 2015: Was limited to just 9 games in his 1st season with the Red Sox due to right flexor strain.

- ✦ Made his 3rd career Opening Day roster and 1st with the Red Sox.
- ✦ Debuted with the Sox on 4/10 at NYY, throwing 1.1 scoreless IP in the club's 6-5 victory in 19 innings.
- ✦ 5 of his 9 appearances were scoreless, including each of his first 3 outings of the season (2.2 IP).
- ✦ Was designated for assignment on 4/29 and claimed off waivers by CHC on 5/3.
- ✦ Added to the Cubs roster on 5/5 but did not appear in a game...Was designated for assignment on 5/6.
- ✦ Was returned to the Red Sox on 5/24 and placed on the 15-day DL (retro to 4/29) with a right flexor strain... Since the severity of his medical condition was not known by the Red Sox at the time of his outright assignment, both clubs agreed that it would be appropriate for him to be returned to BOS and placed on the DL in accordance with MLB rules.
- ✦ Underwent successful surgery to remove elbow calcification in his right arm on 5/26...Procedure was performed by Dr. David Altchek at the Hospital for Special Surgery in New York City.
- ✦ Transferred to the 60-day DL on 5/27 and missed the remainder of the season.

### 2014: Matched career bests in ERA (2.63), WHIP (1.08), and wins (3).

- ✦ Established career bests in SO (50), BB/9.0 IP ratio (2.1), and hits/9.0 IP ratio (7.6).
- ✦ Allowed no runs in 48 of his 61 appearances (79%).
- ✦ Held opponents to a .228 AVG (46-for-202)...Allowed only 16 XBH (10 2B, 3B, 5 HR).
- ✦ Induced 7 GDP, 2nd most among Braves relievers.

### 2013: Set career highs in appearances (62) and IP (73.1) in his 1st full year with ATL.

- ✦ Allowed no runs in 47 of his 62 appearances (76%).
- ✦ Finished 30 games, a career high and the 2nd most on the team behind Craig Kimbrel.
- ✦ Recorded his 1st ML save on 8/30 vs. MIA...Threw 2.0 scoreless innings and allowed just 1 hit.
- ✦ Posted a 1.38 ERA (2 ER/13.0 IP) in 11 games in September.
- ✦ Had a 2.34 ERA (11 ER/42.1 IP) in 34 games at Turner Field and a 3.48 ERA (12 ER/31.0 IP) in 28 games on the road.

## Anthony Varvaro, Continued

### 2012: Spent the majority of the season with Triple-A Gwinnett and made 12 appearances for ATL.

- 🌀 Led Gwinnett relievers in ERA (2.23) while finishing 2nd on the club in holds (5) and 3rd in saves (6).
- 🌀 Held International League hitters to a .231 AVG (39-for-169).
- 🌀 Held right-handers in the IL to a .178 AVG (16-for-90) with 1 HR and 5 RBI, while left-handers hit .291 (23-for-79) with 7 RBI.
- 🌀 Recalled by ATL on 6/13 and appeared in 12 games before being optioned to Gwinnett on 7/23.
- 🌀 Did not allow an ER in the month of August (11 G, 13.2 IP)...Was also 4-for-4 in save opportunities for the month.
- 🌀 Overall, did not allow an ER over a span of 12 appearances from 7/31-8/29 (14.2 IP)...The streak was snapped in his final outing of the year, 9/1 at Norfolk (1 ER in 1.2 IP).

### 2011: In his 1st year in the Braves organization, made 56 appearances between Gwinnett (38) and ATL (18).

- 🌀 Finished 2nd among International League relievers in opponent AVG (.185, 37-for-200).
- 🌀 Ranked 4th in the IL in SO/9.0 IP ratio (10.5, 69 SO/59.0 IP).
- 🌀 Recalled by ATL from Gwinnett on 7/28 and made his Braves debut that night vs. PIT (2.0 IP, 0 H, 0 R, 4 SO)...Struck out the first 3 batters he faced in his 1st inning of work (6th inning).
- 🌀 Optioned back to Gwinnett on 8/14.
- 🌀 Was recalled a second time on 9/1 and stayed with the club for the rest of the season.

### 2010: Spent the majority of the season in the minors...Also made his ML debut with the Mariners, appearing in 4 games as a reliever.

- 🌀 Began the season with Double-A West Tennessee and was named a Southern League mid-season All-Star.
- 🌀 Promoted to Triple-A Tacoma on 7/14.
- 🌀 Recalled from Tacoma on 9/22 after the Pacific Coast League playoffs.
- 🌀 Made his ML debut on 9/24 at TB, striking out 2 in 1.0 scoreless IP.

### 2009: Combined to make 44 relief appearances between High-A High Desert and Double-A West Tennessee.

- 🌀 Named a Southern League midseason All-Star.
- 🌀 Allowed no runs in 26 of his 36 games for West Tennessee.
- 🌀 Played for Peoria in the Arizona Fall League...Went 1-0, 4.05 ERA in 10 relief appearances.
- 🌀 Started the AFL Championship game (2.0 IP, R, 3 SO).

### 2008: Made 24 starts for High-A High Desert and struck out 113 in his last season working as a starter.

- 🌀 At the end of the regular season was transferred to Double-A West Tennessee on 9/2 for the playoffs...Made 1 relief appearance in the postseason.

### 2007: Led Single-A Wisconsin in SO (112) in his 1st full season...SO total was 4th highest among all SEA minor leaguers.

- 🌀 Was on the DL from 6/20-7/8 with a right elbow strain.
- 🌀 Struck out a career-high 11 batters in 5.0 IP on 7/27 vs. Great Lakes.
- 🌀 Recorded his 1st professional save on 8/17 vs. Clinton.

### 2006: Made his professional debut with the Rookie-level Arizona League Mariners.

- 🌀 Held opponents to a .184 AVG (7-for-38).

## Personal

- 🌀 Full name: Anthony Michael Varvaro.
- 🌀 Signed by David May (Mariners).
- 🌀 Married to Kerry...Two sons, A.J. and Johnny.
- 🌀 Attended St. John's University...As a junior went 9-3 with a 2.32 ERA...Led the Big East in SO (115) and ranked 6th in the NCAA in SO/9.0 IP...Named a 3rd-team All-American by Collegiate Baseball.
- 🌀 Graduated from Curtis (NY) High School in June 2002...Was captain of the baseball team his junior and senior years...Earned first-team All-City honors in baseball as a senior...Threw a no-hitter in the City Playoffs with 15 SO.

## In the Community

During spring training in 2015, Anthony attended the Red Sox Foundation Casino Night, as well as the Diamond Dinner benefitting the Children's Hospital of Southwest Florida.

# Anthony Varvaro, Continued

## Anthony Varvaro's Career Record

YEAR	CLUB	W-L	ERA	G	GS	CG	SHO	SV	IP	H	R	ER	HR	HB	BB	SO	WP	BK
2006	AZL Mariners	0-2	1.64	5	3	0	0	0	11.0	7	3	2	0	2	5	15	1	0
2007	Wisconsin	4-11	4.69	22	21	0	0	1	103.2	94	67	54	7	9	51	112	16	0
2008	High Desert	3-9	7.12	30	24	0	0	0	122.2	154	105	97	22	13	82	113	10	0
2009	High Desert	0-0	7.04	8	0	0	0	4	7.2	9	6	6	0	0	6	10	1	0
	West Tennessee	4-3	2.82	36	0	0	0	8	54.1	30	23	17	1	6	44	63	3	1
2010	West Tennessee	1-3	3.20	31	0	0	0	9	39.1	27	15	14	2	0	21	46	2	0
	Tacoma	0-0	5.26	19	0	0	0	0	25.2	24	17	15	1	4	14	26	3	0
	SEATTLE	0-1	11.25	4	0	0	0	0	4.0	6	5	5	2	0	6	5	1	0
2011	Gwinnett	2-8	2.90	38	0	0	0	1	59.0	37	23	19	3	2	35	69	2	0
	ATLANTA	0-2	2.63	18	0	0	0	0	24.0	15	7	7	3	0	11	23	1	0
2012	Gwinnett	0-2	2.23	33	1	0	0	6	44.1	39	12	11	1	1	24	47	1	0
	ATLANTA	1-1	5.40	12	0	0	0	0	16.2	16	11	10	2	2	9	21	3	0
2013	ATLANTA	3-1	2.82	62	0	0	0	1	73.1	68	25	23	3	1	25	43	7	0
2014	ATLANTA	3-3	2.63	61	0	0	0	0	54.2	46	18	16	5	0	13	50	5	0
2015	BOSTON	0-1	4.09	9	0	0	0	0	11.0	14	5	5	0	0	6	8	1	0
	<b>Major League Totals</b>	<b>7-9</b>	<b>3.23</b>	<b>166</b>	<b>0</b>	<b>0</b>	<b>0</b>	<b>1</b>	<b>183.2</b>	<b>165</b>	<b>71</b>	<b>66</b>	<b>15</b>	<b>3</b>	<b>70</b>	<b>150</b>	<b>18</b>	<b>0</b>
	<b>Minor League Totals</b>	<b>14-38</b>	<b>4.52</b>	<b>222</b>	<b>49</b>	<b>0</b>	<b>0</b>	<b>29</b>	<b>467.2</b>	<b>421</b>	<b>271</b>	<b>235</b>	<b>37</b>	<b>37</b>	<b>282</b>	<b>501</b>	<b>39</b>	<b>1</b>
	<b>Red Sox Totals</b>	<b>0-1</b>	<b>4.09</b>	<b>9</b>	<b>0</b>	<b>0</b>	<b>0</b>	<b>0</b>	<b>11.0</b>	<b>14</b>	<b>5</b>	<b>5</b>	<b>0</b>	<b>0</b>	<b>6</b>	<b>8</b>	<b>1</b>	<b>0</b>

- 2005 Signed by the Seattle Mariners as a 12th-round selection in the June Draft  
 2011 Claimed off waivers by the Atlanta Braves on 1/13  
 2012 On disabled list with a strained right pectoral, 3/26-4/24  
 2014 Acquired by the Boston Red Sox in exchange for RHP Aaron Kurcz and cash on 12/17  
 2015 On disabled list with right flexor strain, 4/29 through remainder of season

## Career Fielding Record

YEAR	CLUB	POS	PCT.	G	GS	PO	A	E	TC	DP
2010	SEATTLE	P	1.000	4	0	0	1	0	1	0
2011	ATLANTA	P	1.000	18	0	2	2	0	4	0
2012	ATLANTA	P	1.000	12	0	0	1	0	1	0
2013	ATLANTA	P	.957	62	0	13	9	1	23	2
2014	ATLANTA	P	1.000	61	0	1	4	0	5	0
2015	BOSTON	P	1.000	11	0	2	1	0	3	0
	<b>Career Fielding</b>	<b>P</b>	<b>.973</b>	<b>166</b>	<b>0</b>	<b>18</b>	<b>18</b>	<b>1</b>	<b>37</b>	<b>2</b>

## Career Batting Totals

	AVG	G	AB	R	H	2B	3B	HR	RBI	SH	SF	HB	BB	SO	SB	CS	E
Major League Totals	.000	166	1	0	0	0	0	0	0	0	0	0	0	1	0	0	1

## Career Single-Game Highs

<b>INNINGS PITCHED</b>	3.1, 2 times, last 8/17/13 vs. WSH
<b>STRIKEOUTS</b>	4, 3 times, last 5/24/13 at NYM
<b>HITS ALLOWED</b>	5, 8/17/13 vs. WSH
<b>RUNS ALLOWED</b>	4, 2 times, last 6/18/13 vs. NYM
<b>WALKS ALLOWED</b>	3, 2 times, last 7/18/12 vs. SF
<b>HOME RUNS ALLOWED</b>	1, 15 times, last 8/8/14 vs. WSH
<b>EJECTIONS</b>	None
<b>SCORELESS INNINGS STREAK</b>	12.1, 8/30-9/18/13

# 7 CHRISTIAN VAZQUEZ

## CATCHER



**Bats:** Right • **Throws:** Right • **Height:** 5-9 • **Weight:** 195

**Opening Day Age:** 25 • **MLB Service:** 1 year, 82 days

**Born:** 8/21/1990 in Bayamon, PR

**Resides:** Dorado, PR

**Acquired:** Selected in the ninth round of the 2008 June Draft

**Contract Status:** Signed through 2016

### Career Highlights

- ✦ Missed all of 2015 recovering from Tommy John surgery performed on his right elbow last April.
- ✦ Made ML debut in 2014, taking over as Boston's regular catcher in July...Threw out a ML-best 51.7% of attempted base stealers (15 of 29), the best single-season rate in Red Sox history (min. 50 G).
- ✦ Was named *Baseball America's* best defensive catcher in his primary league in 4 straight years from 2011-14: International League in 2014, Eastern League in 2013, Carolina League in 2012, South Atlantic League in 2011.
- ✦ Also tabbed as BOS' top defensive catcher by *Baseball America* in each of his last 3 minor league seasons (entering 2012, 2013, and 2014).
- ✦ In 2013 was named MVP of the Double-A Sea Dogs when he led the team in AVG (.289) and had the best caught stealing percentage among Eastern League catchers (46.5).
- ✦ Named Red Sox Minor League Defensive Player of the Year in 2011.

**2015: Missed the season recovering from Tommy John surgery on his right elbow...Procedure was performed on 4/2 by Dr. James Andrews in Pensacola, FL.**

- ✦ Was originally placed on the 60-day DL on 3/30 with a right elbow sprain...Sustained injury in spring training.
- ✦ Returned to game action in the Fall Instructional League in September/October...Served only as DH (did not catch).
- ✦ Following the season, hit .254 (32-for-126, 6 2B, 3B, 12 RBI) in 34 games between Mayaguez and Santurce of the Puerto Rican Winter League, including the postseason...Served only as a DH (did not catch).

**2014: Played 55 games for the Red Sox, his 1st career ML action, including 54 games at catcher (50 starts)...Took over as the club's regular catcher after July recall.**

- ✦ Reached base safely in 40 of his 50 starts for BOS.
- ✦ Threw out 51.7% of attempted base stealers (15 of 29), best in the majors among catchers with at least 50 games behind the plate...Was the best such mark in Red Sox history (since CS began being tracked in the AL in 1920).
- ✦ Did not benefit from a pitcher caught stealing, making his 51.7% catcher caught stealing rate the best among major leaguers with at least 50 games behind the plate since STL's Yadier Molina in 2005 (54.8%; 17 of 31)...Was the best such mark by a rookie catcher since CCS began being tracked in 1974.
- ✦ Posted a team-best 4.04 catcher's ERA...His 54 games, 50 starts, and 458.1 innings at catcher all ranked 2nd on the team to A.J. Pierzynski (64 games, 60 starts, 540.0 inn.).
- ✦ Had 4 pickoffs, the most by a Red Sox catcher in a season since Rich Gedman had 4 in 1985.
- ✦ Hit .286 (20-for-70) at Fenway Park...Was 7-for-24 (.292) with 5 BB with 2 out and RISP.
- ✦ Began the year with 66 games for Triple-A Pawtucket...Threw out 40% of attempted base stealers (19 of 48).

✦ Named a Mid-Season International League All-Star and was also selected to the 2014 SiriusXM All-Star Futures Game...Did not participate in either contest due to call-up.

✦ Recalled 7/9 and made his ML debut that night, starting behind the plate in a 5-4 win vs. CWS...Started 50 of Boston's 72 remaining games.

✦ The Red Sox won his first 5 career starts from 7/9-21, over which Red Sox pitchers allowed only 9 runs...Was the 1st Red Sox ever to start as a catcher and win each of his first 5 ML games, the 1st AL player to do it since MIL's Bill Schroeder in 1983 (Source: Elias).

✦ Recorded 1st ML hits on 7/11 at HOU in a 3-for-4 effort (2 R, 2 2B, 3 RBI).

✦ Went 4-for-4 with a double and his 1st ML home run on 9/25 vs. TB...The homer was a 2-run, go-ahead shot off Jeremy Hellickson in the 2nd inning...Was the 1st rookie Red Sox catcher with 4 or more hits in a game since Scott Hatteberg on 8/8/97 vs. KC (4).

#### BEST SINGLE-SEASON ROOKIE CATCHER CAUGHT STEALING RATE (SINCE 1987)

Rk.	Player	Year	Team	CCS%	CCS/SB
1.	Christian Vazquez	2014	BOS	51.7	15/14
2.	Ivan Rodriguez	1991	TEX	48.6	34/36
3.	Yadier Molina	2004	STL	47.1	8/9

*Min. 200.0 innings caught*

## Christian Vazquez, Continued

2016  
Red Sox

Following the season, played 33 games for San Juan of the Puerto Rican Winter League...Ranked 9th among qualifiers with a .288 AVG (32-for-111) and had 6 2B, HR, 12 RBI, 10 BB, and a .365 OBP...Tied for the league lead among catchers with 10 CS (21 attempts, 47.6%).

Was named by *Baseball America* as the best defensive catcher in the International League in 2014.

**2013: Led Double-A Portland with a .289 AVG (99-for-342) and was named team MVP.**

Including 1 game with Triple-A Pawtucket, ranked 5th among full-season Red Sox minor league qualifiers with a career-best .287 AVG (99-for-345)...Also posted a career-high .375 OBP.

Ranked 9th in AVG among Eastern League qualifiers...Had the 4th-highest PA/SO ratio (9.1).

Topped EL backstops by throwing out 47% of attempted base stealers (47 of 101)...Also led EL catchers in total chances (871), putouts (781), and assists (tied, 80).

Named Red Sox Minor League Defensive Player of the Month for April (11 CS in 16 G).

Reached in all 5 PA on 5/22 vs. New Hampshire (4-for-4, 2 2B, 3B, HR, 2 RBI, BB).

Started behind the plate for the Eastern Division in the EL All-Star Game on 7/10 in New Britain.

Posted a season-long 12-game hit streak from 7/31-8/16 (.429, 21-for-49, 3 2B, 7 RBI).

Hit .347 (50-for-144) after the All-Star break...Promoted to Triple-A Pawtucket on 9/1 and made Triple-A debut the next day in the PawSox' regular season finale.

Hit .273 (3-for-11) with 2 RBI and 2 BB in 3 playoff games for Pawtucket.

After the season, played for Santurce of the Puerto Rican Winter League and led the league with 32 games behind the plate...Threw out a league-best 63% (17 of 27) of attempted base stealers.

Following the season, ranked by *Baseball America* as the best defensive catcher in the Red Sox farm system for a 3rd straight year...Also named the best defensive catcher in the EL.

**2012: Played the majority of the year with High-A Salem, where he was a Carolina League post-season All-Star...Also made his Double-A debut with 20 games for Portland.**

Combined to throw out 49 of 122 base stealers (40%), including a Carolina League-best 42% (44 of 105)...Also topped the CL with 110 assists as catcher.

Led the Red Sox system with 96 games caught.

Named Red Sox Minor League Defensive Player of the Month for June after throwing out 10 of 23 attempted base stealers (44%).

Promoted to Double-A on 8/3...At time of transfer, ranked 13th in the Carolina League with a .360 OBP.

Over his last 28 games with Salem from 6/23-8/2, led the Carolina League in AVG (.353) and OBP (.455), and ranked among CL leaders in SLG (.598) and OPS (3rd, 1.053).

Batted .291 (51-for-175) over his final 48 games beginning 6/23.

Following the season, hit .257 (9-for-35), 8 BB in 10 games for Surprise in the Arizona Fall League...Also played 9 games for Manati of the Puerto Rican Winter League (.292, 7-for-24, 2 2B, 3B, HR).

Ranked as the Red Sox' No. 2 catching prospect according to *Baseball America* after the season...Also ranked as the No. 1 catching prospect in the Carolina League by *BA*.

**2011: Spent the year with Single-A Greenville and was named Red Sox Minor League Defensive Player of the Year.**

Threw out 37 of 111 (33%) opposing base stealers and posted a .991 fielding percentage (9 E/904 TC)...Led South Atlantic League catchers in chances (904), putouts (788), and assists (108).

Reached single-season career highs in HR (18) and RBI (84)...His 84 RBI led the Drive and ranked 4th among Red Sox minor leaguers.

Also paced the Drive in HR and ranked among club leaders in AB (3rd, 392), hits (2nd, 111), 2B (T-2nd, 27), and BB (T-2nd, 43).

Named SAL Player of the Week from 6/20-26 (.467, 7-for-15, 4 HR) and 8/29-9/4 (.381, 8-for-21, 3 HR).

Selected as the Red Sox Minor League Defensive Player of the Month for July.

Following the season, rated by *Baseball America* as the best defensive catcher in the SAL as well as in the Red Sox system.

Added to the Red Sox' 40-man roster on 11/20.

After the season, played 3 games with Indios de Mayaguez of the Puerto Rican Winter League.

**2010: Played his 1st full season with Single-A Greenville and led the club with 60 games behind the plate.**

Threw out 31 of 76 (41%) attempted base stealers.

Made his 1st pro appearances at 1B (3 games) and 2B (1).

Hit 1st career grand slam on 4/17 at Lexington.

Hit .370 (20-for-54) during a 14-game hit streak from 5/31-7/3.

Went 5-for-21 (.238) with 3 2B and 2 RBI in 6 playoff games for the Drive.

## Christian Vazquez, Continued

### 2009: Split the year with 31 games between the Rookie-level Gulf Coast Red Sox and Short-A Lowell.

- 🍀 Combined for 21 games at catcher, 9 at 3B, and 1 at DH...Threw out 6 of 26 (23%) attempted base stealers.
- 🍀 Began the year in the GCL before transferring to Lowell on 7/8...His 1st hit for the Spinners was a game-tying, pinch-hit homer in the 9th inning on 7/9 vs. Tri-City.

### 2008: Led the Gulf Coast League Red Sox with 21 games caught in his pro debut.

- 🍀 Threw out 5 of 32 (16%) attempted base stealers.

## Personal

- 🍀 Full name: Christian Rafael Vazquez.
- 🍀 Signed by Edgar Perez (Red Sox).
- 🍀 Graduated from Puerto Rico Baseball Academy High School in 2008.

## In the Community

Christian interacted with fans at Red Sox Winter Weekend in January 2015 and 2016...Has attended events benefitting the Red Sox Foundation, including Casino Night and Picnic in the Park...In 2015, participated in a Red Sox Destinations event, the Play Campaign, BoSox Family Day, and the Ice Bucket Challenge...Also posed for pictures at a selfie station before a home game and met with Jimmy Fund patients in 2015...In 2014, participated in the Red Sox Destinations program and a Health and Wellness Workshop at Fenway Park...Also participated in a player/fan photo session, and greeted fans at the gates before a home game...Was involved in local community outreach as part of the Red Sox Rookie Development Programs in 2013 and 2014, making visits to the Jimmy Fund and Boston Children's Hospital, and painting murals at the McKinley Middle School in Boston with members of the Red Sox Scholars program.

## Christian Vazquez's Career Record

YEAR	CLUB	AVG	G	AB	R	H	2B	3B	HR	RBI	SH	SF	HB	BB	SO	SB	CS	E
2008	GCL Red Sox	.190	21	58	7	11	1	0	0	5	1	0	0	6	17	0	0	3
2009	Lowell	.123	21	65	4	8	2	0	2	9	0	0	11	16	0	0	3	
	GCL Red Sox	.278	10	36	5	10	5	0	0	7	0	0	1	4	7	0	0	1
2010	Greenville	.259	79	270	34	70	11	0	3	32	0	2	4	23	62	3	1	7
	Greenville	.283	105	392	71	111	27	3	18	84	0	4	5	43	84	1	1	8
2012	Salem	.266	81	293	43	78	17	0	7	41	3	2	4	40	70	2	2	9
	Portland	.205	20	73	11	15	4	0	0	5	0	1	0	8	9	0	0	3
2013	Portland	.289	96	342	48	99	19	1	5	48	3	4	3	47	44	7	5	10
	Pawtucket	.000	1	3	0	0	0	0	0	0	0	0	0	1	0	0	0	0
2014	Pawtucket	.279	66	244	35	68	17	0	3	20	2	2	1	21	52	0	1	2
	BOSTON	.240	55	175	15	42	9	0	1	20	3	4	0	19	33	0	0	5
2015	BOSTON								Did Not Play									
<b>Major League Totals</b>		<b>.240</b>	<b>55</b>	<b>175</b>	<b>15</b>	<b>42</b>	<b>9</b>	<b>0</b>	<b>1</b>	<b>20</b>	<b>3</b>	<b>4</b>	<b>0</b>	<b>19</b>	<b>33</b>	<b>0</b>	<b>0</b>	<b>5</b>
<b>Minor League Totals</b>		<b>.265</b>	<b>500</b>	<b>1776</b>	<b>258</b>	<b>471</b>	<b>103</b>	<b>4</b>	<b>38</b>	<b>251</b>	<b>9</b>	<b>15</b>	<b>18</b>	<b>204</b>	<b>361</b>	<b>13</b>	<b>10</b>	<b>46</b>

- 2008 Signed by the Boston Red Sox as a ninth-round selection in the June Draft
- 2015 On disabled list recovering from Tommy John surgery, 3/30 through remainder of season

## Additional Batting Statistics

YEAR	CLUB	OBP	SLG	OPS	TB	GDP
2014	BOSTON	.308	.309	.617	54	4
2015	BOSTON					Did Not Play

## Career Fielding Record

YEAR	CLUB	POS	PCT.	G	GS	PO	A	E	TC	DP
2014	BOSTON	C	.987	54	50	338	32	5	375	4
2015	BOSTON									Did Not Play

## Career Single-Game Highs

HITS	4, 9/25/14 vs. TB
DOUBLES	2, 7/11/14 at HOU
HOME RUNS	1, 9/25/14 vs. TB
RBI	3, 2 times, last 9/25/14 vs. TB
RUNS SCORED	2, 3 times, last 9/25/14 vs. TB
WALKS	2, 2 times, last 9/24/14 vs. TB
STRIKEOUTS	2, 7 times, last 9/27/14 vs. NYY
STOLEN BASES	None
HITTING STREAK	6, 8/31/14-9/6/14
EJECTIONS	None

## Home Run Notes

MULTI-HOME RUN GAMES (0)
LEADOFF HOME RUNS (0)
GRAND SLAMS (0)
PINCH-HIT HOME RUNS (0)
EXTRA-INNING HOME RUNS (0)
GAME-ENDING HOME RUNS (0)
INSIDE-THE-PARK HOME RUNS (0)

# 67 BRANDON WORKMAN

RHP



**Bats:** Right • **Throws:** Right • **Height:** 6-5 • **Weight:** 235

**Opening Day Age:** 27 • **MLB Service:** 2 years, 18 days

**Born:** 8/13/1988 in Arlington, TX

**Resides:** Austin, TX

**Acquired:** Selected in the second round of the 2010 June Draft

**Contract Status:** Signed through 2016

## Career Highlights

- ✦ Entering his 6th year in professional baseball, all in the Red Sox organization.
- ✦ Missed the entire 2015 season due to a right elbow injury...Underwent Tommy John surgery on his right elbow on 6/15/15 in Pensacola, FL (Dr. James Andrews).
- ✦ Has appeared in a total of 39 ML games, all for the Red Sox over the 2013 and 2014 seasons, working as both a starter (18 starts) and a reliever (21 games).
- ✦ Made his ML debut with BOS in 2013, his 3rd year as a professional...Appeared primarily as a reliever, pitching in 20 regular season games, including 3 starts, over his 2 ML stints with BOS.
- ✦ Earned 6 wins in 20 appearances for BOS in 2013...Finished T-5th among all AL rookie pitchers in wins.
- ✦ Pitched out of the bullpen in the 2013 postseason as the Red Sox won the World Series...Made 7 appearances between the ALDS, ALCS, and World Series, going 0-1 with a 0.00 ERA (1 R, 0 ER, 8.2 IP) in 7 games.
- ✦ Named Red Sox Minor League Pitcher of the Year in 2012 after combining to go 10-8 with a 3.50 ERA (54 ER/138.2 IP) and 130 SO in 25 starts between High-A Salem and Double-A Portland...Finished T-2nd among Red Sox minor leaguers in SO...Following the 2012 season, was rated by *Baseball America* as having the best curveball and best control in the Red Sox system.

**2015: Missed entire season due to right elbow injury...Underwent successful Tommy John surgery on 6/15, performed by Dr. James Andrews in Pensacola, FL.**

- ✦ Optioned to Triple-A Pawtucket on 4/3 to begin the year, but had option reversed and was instead placed on the 15-day DL with a right elbow strain beginning 4/3.
- ✦ On 6/3, was transferred to the 60-day DL with a partially torn right elbow ligament.

**2014: Spent majority of the season with the Red Sox, making 19 appearances (15 starts) over 4 ML stints...Also made 11 starts for Triple-A Pawtucket.**

- ✦ Made 1st career Opening Day roster and pitched 3 times out of the bullpen (1.42 ERA, 1 ER/6.1 IP) before being optioned to the PawSox.
- ✦ Rejoined the Red Sox on 5/25 and moved into the rotation, starting that day at TB...Posted a 3.21 ERA (10 ER/28.0 IP) in his first 5 starts through 6/15.
- ✦ Ejected from the game on 5/30 vs. TB for throwing behind Evan Longoria after warnings were issued...Was suspended by MLB for 6 games.
- ✦ Earned the win in a 1-0 victory on 6/10 at BAL, limiting the Orioles to 1 hit over 6.2 scoreless IP.
- ✦ Held opponents to 3 runs or less and lasted at least 5.0 IP in the first 8 starts of his career through 6/15... It marked the 2nd-longest such streak to begin a Red Sox career behind Boo Ferriss, who did it in his first 9 starts in 1945.
- ✦ Ended the season on a 10-game losing streak that began on 6/27 and spanned 10 starts and 1 relief outing, including 3 shutout losses...Dropped 8 straight appearances (7 starts) from 6/27-8/23.
- ✦ The Red Sox scored only 18 runs while he was in the game over the 10-game streak.
- ✦ Left with a lead in his last 2 no-decisions, 6/15 vs. CLE (was ahead 2-1) and 9/4 at NYY (was ahead 4-3).
- ✦ Went 7-1 with a 4.11 ERA (28 ER/61.1 IP) for Pawtucket, earning the win in each of his last 6 Triple-A starts beginning 5/12.

**2013: Split the 1st half of his season between Double-A Portland and Triple-A Pawtucket before being added to the Red Sox ML roster in July...Appeared in 20 games, including 3 starts, with BOS.**

- ✦ Finished with 6 wins, T-5th most among all AL rookie pitchers...His 5 relief wins were the 3rd-most among all AL rookie relievers (T-5th in MLB).
- ✦ Averaged 10.2 SO/9.0 IP (47 SO/41.2 IP) with the Sox, 4th best among AL rookie hurlers with at least 20.0 IP.
- ✦ Went more than 1.0 IP in 8 of his 17 relief appearances for BOS, and 2.0 IP or more 4 times.
- ✦ Selected to the active ML roster by BOS on 7/9...Made ML debut in relief the next day, 7/10 at SEA (2.0 IP, 4 H, 3 ER, 4 SO).



## Brandon Workman, Continued

- 🔥 Made next 3 appearances out of the Red Sox rotation from 7/14-30, going 1-1 with a 2.45 ERA (5 ER/18.1 IP)...Worked at least 6.0 IP and allowed 2 runs or fewer in each outing to become the 1st Red Sox pitcher to do so in his first 3 ML starts since Rick Jones in 1976.
- 🔥 Took a no-hitter into the 7th inning of his 1st ML start (2nd ML appearance) on 7/14/13 at OAK (ND)...Bid was broken up by Josh Donaldson's 2-run HR in the 7th inning.
- 🔥 Optioned to Pawtucket on 7/31...Recalled for 2nd ML stint on 8/6 and spent remainder of the year with BOS.
- 🔥 Between Double-A and Triple-A, combined to hold opponents to a .140 AVG (13-for-93) with RISP.
- 🔥 Recorded a season-high 9 SO on 4 separate occasions in the minors: 4/5 vs. Trenton, 4/17 at Binghamton, 5/27 at Binghamton with Portland, and 6/15 vs. Buffalo with Pawtucket.
- 🔥 Began the year with Portland, where he worked out of the starting rotation...Earned wins in each of his first 3 starts (3.00 ERA, 6 ER/18.0 IP)...Went 5-0 with a 2.80 ERA (11 ER/35.1 IP) over his first 6 games (5 starts).
- 🔥 Went at least 5.0 IP in all 11 of his games for the Sea Dogs, including 5.0 IP in relief on 4/23 vs. Binghamton...Allowed 3 ER or fewer in 9 of his 11 appearances (10 starts).
- 🔥 Made 6 starts for Pawtucket after early June promotion.
- 🔥 Earned the win in his Triple-A debut, 6/9 at Syracuse (5.2 IP, 8 H, 3 ER, 3 BB, 4 SO).
- 🔥 Threw 7.0 scoreless IP for the win on 6/20 vs. Columbus.
- 🔥 Following the season, rated as BOS' No. 8 prospect according to *Baseball America*.

**POSTSEASON:** Made his postseason debut with BOS, going 0-1 with a 0.00 ERA (1 R, 0 ER, 8.2 IP) in 7 games between the ALDS, ALCS, and World Series...Worked more than 1.0 IP in 3 of his 7 appearances...Got his 1st post-season experience in ALDS Game 3 at TB on 10/7 (0.2 IP, 1 H)...Threw 1.0 scoreless IP and stranded 1 inherited runner in ALCS Game 2 vs. DET on 10/13...Hurled 1.2 scoreless IP of relief in ALCS Game 6 vs. DET on 10/19...Ended a DET scoring threat in the 6th by stranding 2 inherited runners after beginning the inning with 2 men on and no outs with the Sox trailing, 2-1...Appeared in 3 World Series games...Was charged with the loss in Game 3 at STL on 10/26...Struck out in his 1st career postseason at-bat also in Game 3 at STL...Retired the side in order in a scoreless 8th inning in World Series Game 6 vs. STL on 10/30.

**2012: Named Red Sox Minor League Pitcher of the Year after going 10-8 with a 3.50 ERA (54 ER/138.2 IP) and 130 SO in 25 starts between High-A Salem and Double-A Portland.**

- 🔥 Ranked among organizational minor league leaders in SO (T-2nd) and wins (4th).
- 🔥 Placed among Carolina League qualifiers in ERA (4th, 3.40), WHIP (2nd, 1.09), opponent AVG (2nd, .244), SO/9.0 IP (2nd, 8.5), BB/9.0 IP (2nd, 1.6), and fewest base runners per 9.0 IP (1st, 9.9).
- 🔥 Named Pitcher of the Week in the CL for 4/23-29 after tossing a 6.0-IP, 3-hit shutout on 4/27.
- 🔥 Went 3-1 with a 1.20 ERA (4 ER/30.0 IP) over 5 starts from 5/31-6/24, the 2nd-lowest ERA in the CL in that span.
- 🔥 Recorded a season-high 10 SO on 7/16 at Frederick.
- 🔥 Was promoted to Portland on 8/8 and won each of his first 3 starts with the Sea Dogs, allowing just 3 runs over 18.0 IP (1.50 ERA) with 15 SO.
- 🔥 Following the season, rated by *Baseball America* as having the best curveball and best control in the Red Sox system.

**2011: Made professional debut with Single-A Greenville.**

- 🔥 Ranked 2nd on the Drive and 13th among South Atlantic League qualifiers with a 3.71 ERA (54 ER/131.0 IP).
- 🔥 Also placed among club leaders in starts (2nd, 26), IP (3rd, 131.0), and SO (2nd, 115).
- 🔥 Went 1-0 with a 2.67 ERA (9 ER/30.1 IP) and 27 SO in 6 starts in May.
- 🔥 Landed on the DL on 6/20 and fanned a season-high 9 batters in his 1st start back on 7/2 vs. Hickory.

### Personal

---

- 🔥 Full name: Brandon Carlin Workman.
- 🔥 Signed by Jim Robinson (Red Sox).
- 🔥 Married to Taylor.
- 🔥 Graduated from Bowie (TX) High School in 2007.
- 🔥 Went 12-2 with a 3.35 ERA as a junior for the University of Texas in 2010...Led the Big 12 Conference in wins and ranked among conference leaders in IP (4th, 104.2), SO (5th, 101), ERA (9th), and opponent AVG (9th, .247)...Pitched in the 2009 College World Series against LSU.
- 🔥 Rated by *Baseball America* as the No. 8 right-hander available in the 2010 June Draft.
- 🔥 Was selected by Philadelphia in the 3rd round of the 2007 June Draft but did not sign.

## Brandon Workman, Continued

### In the Community

In January 2015 and 2016, Brandon interacted with fans at Red Sox Winter Weekend...Over the past 3 seasons, has also attended multiple events benefitting the Red Sox Foundation, including Casino Night, Picnic in the Park, and the Welcome Home Party...Took part in fan/player photo sessions and greeted fans at the gates during September home games...In 2013, was involved in the Covidien Double Play Health and Fitness Workshop, and met with inner-city children as part of Sox Talks...Met Jimmy Fund patients during their visit to Fenway Park in 2013, and participated in a player/fan photo session...Visited Mass General Hospital for Children, Shriners Hospital, the Jimmy Fund, Boston Children's Hospital, and Beth Israel Deaconess Medical Center during the Red Sox Holiday Caravan.

### Brandon Workman's Career Record

YEAR	CLUB	W-L	ERA	G	GS	CG	SHO	SV	IP	H	R	ER	HR	HB	BB	SO	WP	BK
2011	Greenville	6-7	3.71	26	26	0	0	0	131.0	128	67	54	10	5	33	115	6	1
2012	Portland	3-1	3.96	5	5	0	0	0	25.0	23	12	11	2	0	5	23	0	0
	Salem	7-7	3.40	20	20	0	0	0	113.2	104	47	43	10	1	20	107	6	1
2013	BOSTON	6-3	4.97	20	3	0	0	0	41.2	44	23	23	5	0	15	47	1	0
	Portland	5-1	3.43	11	10	0	0	0	65.2	51	29	25	6	1	17	74	3	0
	Pawtucket	3-1	2.80	6	6	0	0	0	35.1	39	13	11	6	2	13	34	1	0
2014	BOSTON	1-10	5.17	19	15	0	0	0	87.0	88	57	50	11	1	36	70	2	0
	Pawtucket	7-1	4.11	11	11	0	0	0	61.1	61	28	28	10	0	17	55	1	0
2015	BOSTON								Did Not Pitch									
<b>Major League Totals</b>		<b>7-13</b>	<b>5.11</b>	<b>39</b>	<b>18</b>	<b>0</b>	<b>0</b>	<b>0</b>	<b>128.2</b>	<b>132</b>	<b>80</b>	<b>73</b>	<b>16</b>	<b>1</b>	<b>51</b>	<b>117</b>	<b>3</b>	<b>0</b>
<b>Minor League Totals</b>		<b>31-18</b>	<b>3.58</b>	<b>79</b>	<b>78</b>	<b>0</b>	<b>0</b>	<b>0</b>	<b>432.0</b>	<b>406</b>	<b>196</b>	<b>172</b>	<b>44</b>	<b>9</b>	<b>105</b>	<b>408</b>	<b>17</b>	<b>2</b>

2007 Selected by the Philadelphia Phillies in the third round of the June Draft (did not sign)

2010 Signed by the Boston Red Sox as a second-round selection in the June Draft

2015 On disabled list with a right elbow strain, 4/3 through remainder of season

### Division Series Record

YEAR	CLUB	W-L	ERA	G	GS	CG	SHO	SV	IP	H	R	ER	HR	HB	BB	SO	WP	BK
2013	BOS vs. TB	0-0	0.00	1	0	0	0	0	0.2	1	0	0	0	0	0	0	0	0

### League Championship Series Record

YEAR	CLUB	W-L	ERA	G	GS	CG	SHO	SV	IP	H	R	ER	HR	HB	BB	SO	WP	BK
2013	BOS vs. DET	0-0	0.00	3	0	0	0	0	4.2	3	0	0	0	0	2	3	0	0

### World Series Record

YEAR	CLUB	W-L	ERA	G	GS	CG	SHO	SV	IP	H	R	ER	HR	HB	BB	SO	WP	BK
2013	BOS vs. STL	0-1	0.00	3	0	0	0	0	3.1	3	1	0	0	0	1	1	0	0

### Career Fielding Record

YEAR	CLUB	POS	PCT.	G	GS	PO	A	E	TC	DP
2013	BOSTON	P	1.000	20	3	0	1	0	1	0
2014	BOSTON	P	.929	19	15	8	5	1	14	0
2015				Did Not Play						
<b>Career Totals</b>		<b>P</b>	<b>.933</b>	<b>39</b>	<b>18</b>	<b>8</b>	<b>6</b>	<b>1</b>	<b>15</b>	<b>0</b>

### Career Single-Game Highs

<b>INNINGS PITCHED</b>	7.0, 3 times, last 8/18/14 vs. LAA (start) 4.2, 8/6/13 at HOU (relief)
<b>STRIKEOUTS</b>	9, 7/30/13 vs. SEA (start)
<b>HITS ALLOWED</b>	4, 3 times, last 9/11/13 at TB (relief)
<b>RUNS ALLOWED</b>	10, 8/23/14 vs. SEA (start)
<b>RUNS ALLOWED</b>	9, 8/6/13 at HOU (relief)
<b>RUNS ALLOWED</b>	7, 8/23/14 vs. SEA (start)
<b>RUNS ALLOWED</b>	6, 8/6/13 at HOU (relief)
<b>WALKS ALLOWED</b>	4, 7/30/14 vs. TOR (start)
<b>WALKS ALLOWED</b>	3, 8/29/13 vs. BAL (relief)
<b>HOME RUNS ALLOWED</b>	2, 3 times, last 7/2/14 vs. CHC (start)
<b>HOME RUNS ALLOWED</b>	2, 8/6/13 at HOU (relief)
<b>EJECTIONS (1)</b>	5/30/14 vs. TB (HP, Dan Bellino)
<b>SCORELESS INNINGS STREAK</b>	7.0, 2 times, last 8/18-23/14

# 35 STEVEN WRIGHT

RHP



**Bats:** Right • **Throws:** Right • **Height:** 6-2 • **Weight:** 216  
**Opening Day Age:** 31 • **MLB Service:** 1 year, 89 days  
**Born:** 8/30/1984 in Torrance, CA  
**Resides:** Moreno Valley, CA  
**Acquired:** From Cleveland in exchange for 1B/OF Lars Anderson on 7/31/2012  
**Contract Status:** Signed through 2016

## Career Highlights

- Enters his 3rd full season in the Red Sox organization in 2016...Made his ML debut for BOS in 2013 after being acquired from CLE via trade on 7/31/12.
- Is 7-5 with a 3.95 ERA (47 ER/107.0 IP) in 26 ML games for his career, all with BOS over the last 3 seasons (15 relief appearances, 11 starts).
- Has allowed 3 ER or fewer in 10 of his 11 starts in the majors...Owns a .226 opponent AVG (51-for-226) as a starter...Has a 2.83 ERA (9 ER/28.2 IP) in 5 career starts at Fenway Park.
- Has held opponents to a .243 AVG (100-for-411) in his ML career, 2nd best among Red Sox pitchers since 2013 (min. 75.0 IP).
- Is the only Red Sox pitcher to appear as a starter and out of the bullpen in each of the last 3 seasons, the only pitcher to do that for the same AL team in 2013, 2014, and 2015.
- Began the 2014 season on the DL recovering from sports hernia surgery that was performed on 2/10/14...Ended the 2015 season on the DL with a concussion.
- Was the 2013 recipient of the Lou Gorman Award, which is annually given to a BOS minor league player that has demonstrated dedication and perseverance in overcoming obstacles while working his way to the major league team.
- Led the International League in shutouts (3) in 2013, and was tied for the league lead in complete games (3).
- Spent the first 5-and-a-half years of his pro career in the Indians system after being selected by CLE in the 2nd round of the 2006 June Draft.
- Converted to a knuckleball pitcher to begin the 2011 season.

**2015: Went 5-4 with a 4.09 ERA (33 ER/72.2 IP) over 16 ML appearances, including 9 starts over 6 stints with the Red Sox...Had his season cut short due to a concussion suffered in mid-August.**

- Held opponents to a .239 AVG (67-for-280), 2nd lowest by a Red Sox rookie since 1994 (Justin Masterson, .216 in 2009) and best among Red Sox pitchers with at least 70.0 IP...His .307 opponent OBP was the best by a Red Sox rookie since Luis Aponte in 1982 (.299).
- Went 3-4 with a 3.96 ERA (23 ER/52.1 IP) in 9 starts, surrendering 2 ER or less in 6 of those outings...Allowed more than 3 ER just once as a starter all year.
- Went 2-0 with a 4.43 ERA (10 ER/20.1 IP) in 7 relief outings...Had 5 multi-inning efforts out of the bullpen, posting a 3.86 ERA (8 ER/18.2 IP) in those contests.
- Made his 1st career Opening Day roster...Earned the win in relief in his season debut on 4/10 at NYY...Entered in the 15th inning and pitched the last 5.0 frames of BOS' 19-inning victory, allowing 2 runs...Optioned to Triple-A Pawtucket the next day.
- Returned to BOS for a day on 4/27 but did not appear in that night's game.
- Was recalled to the Red Sox again from 5/10-6/22...In that time, made 10 appearances (2-2, 4.23 ERA, 18 ER/38.1 IP), including 4 starts (1-2, 3.91 ERA, 10 ER/23.0 IP).
- Recorded 1st career win as a starter in his 1st career quality start on 5/23 vs. LAA...Allowed 2 ER on 4 hits over 6.1 IP, using just 75 pitches.
- Recalled again from 7/4-6 but did not see any game action.
- Returned to BOS to start the 2nd game of a doubleheader as the team's 26th man on 7/20 at LAA and took the loss (6 ER in 5.0 IP).
- Rejoined BOS for the final time on 7/25 and made 4 starts, going 2-1 with a 2.59 ERA (7 ER/24.1 IP) before the start of a season-ending DL stint...Held opponents to a .217/.301/.348 line with 9.2 SO/9.0 IP (25 SO).
- Threw a career-high 12.0 consecutive scoreless IP from 7/30-8/5.
- Established new career highs in SO in back-to-back starts on 7/30 vs. CWS (8 SO) and 8/5 at NYY (9 SO in career-high 8.0 IP)...Was the 1st Red Sox rookie with at least 8 SO in consecutive starts since Daisuke Matsuzaka did it in 6 straight from 6/5-7/3/07.
- On 8/5, became the 1st rookie to win at NYY with at least 8.0 IP and 9 SO since TEX's Ed Correa on 5/2/86...Was the 1st Red Sox pitcher with at least 9 SO and 8.0 IP in a game in the Bronx since fellow knuckleballer Tim Wakefield on 9/11/05 (12 SO in an 8.0 IP, CG, 1-0 loss).

## Steven Wright, Continued

🔥 With wins on 4/10 at NYY (relief) and 8/5 at NYY (starter), became the 1st rookie to defeat NYY as both a starter and reliever in the same season since Jason Dickson of the 1997 Angels...No Red Sox rookie had done it since Dave Sisler in 1956 (Source: Elias).

🔥 Suffered a concussion during batting practice prior to the game on 8/11 at MIA...Placed on the 7-day concussion DL on 8/15 (effective 8/14) and missed the rest of the season...Transferred to 15-day DL on 8/28.

🔥 Made 8 starts at Triple-A Pawtucket, going 2-5 with a 5.37 ERA (22 ER/52.0 IP), 42 SO, and 15 BB...Suffered a complete-game loss on 6/26 vs. Gwinnett, allowing 1 ER on 4 hits and fanning 5.

**2014: Appeared in 21 games between the Red Sox and Triple-A Pawtucket after beginning the year on the DL recovering from sports hernia surgery.**

🔥 Had sports hernia surgery performed on 2/10 in Boston, MA...Placed on the 15-day DL on 3/27 (retro to 3/21)...Transferred to the 60-day DL on 4/7.

🔥 Went 1-1 with a 3.27 ERA (4 ER/11.0 IP) and 10 SO over 2 rehab starts between Double-A Portland and Triple-A Pawtucket...Activated from the DL and optioned to Pawtucket on 6/4.

🔥 Posted a 1.80 ERA (6 ER/30.0 IP) over his first 5 starts with the PawSox, including a 10-SO effort over 7.0 IP on 6/12 vs. Charlotte.

🔥 Named International League Pitcher of the Week for 7/7-13...Allowed only 2 hits over 8.0 scoreless IP and earned the win in his only appearance in that span, 7/9 at Columbus.

🔥 Went at least 6.0 IP in 12 of his 15 starts for Pawtucket and at least 7.0 IP in 8 of the 15.

🔥 Tossed at least 7.0 IP in 5 straight starts from 6/23-7/18, going 4-0, 2.61 ERA (11 ER/38.0 IP) in that span.

🔥 Appeared in 6 games (1 start) over his 3 ML stints of the season with BOS...Was recalled 3 times: 8/3, 8/17, and 9/1.

🔥 Made his Red Sox season debut on 8/17 vs. HOU, allowing 1 run on 4 hits over 4.0 IP to finish the game.

🔥 Did not allow a run in either of his next 2 games (8.0 IP), both multi-inning appearances...Threw 5.0 scoreless IP on 9/7 vs. TOR (2 H, 6 SO) and 3.0 scoreless on 9/13 at KC (3 H, 2 SO).

🔥 His final ML appearance of the year came in a start, 9/26 vs. NYY...Took the loss despite allowing 2 runs (0 ER) over 5.0 IP of work in a 3-2 Red Sox loss.

**2013: Spent 1st full season in the Red Sox organization...Made ML debut and appeared in 4 games (1 start) over 3 stints with BOS.**

🔥 Made big league debut in relief on 4/23 vs. OAK (5 R/ER, 3.2 IP).

🔥 Earned first 2 ML wins in consecutive appearances, 7/11 at SEA (5.2 IP, 0 R) and 8/1 vs. SEA (3.0 IP, 0 R)...Became the 1st Red Sox pitcher to win in back-to-back relief outings with at least 3.0 scoreless IP since Bob Stanley from 5/6-9/82...On 7/11 at SEA, became 2nd BOS pitcher to throw at least 5.2 scoreless IP of relief since 2000 (also Justin Germano, 5.2 IP on 7/7/12 vs. NYY - G1).

🔥 Made his 1st and only start of the season for BOS on 8/6 at HOU (ND, 1.0 IP/3 ER).

🔥 Received the Lou Gorman Award, given annually to a BOS minor league player that has demonstrated dedication and perseverance in overcoming obstacles while working his way to the major league team.

🔥 Spent the majority of the season with Triple-A Pawtucket, where he led the International League in shutouts (3) and was tied for the league lead in complete games (3).

🔥 Allowed 3 ER or fewer in 17 of his 24 starts with Pawtucket.

🔥 Threw a pair of 9.0-IP shutouts: 7/1 vs. Scranton/Wilkes-Barre and 7/28 vs. Lehigh Valley...3rd shutout was a rain-shortened 5.0-IP game on 9/1 at Lehigh Valley (3 H, 2 BB, 2 SO).

🔥 Went 5-2 with a 2.04 ERA (14 ER/61.2 IP) over final 10 regular season starts for the PawSox.

🔥 Allowed only 1 HR over final 13 starts (80.2 IP).

🔥 Made 2 starts for the PawSox in the International League playoffs and went 1-1 with a 0.00 ERA (2 R/0 ER/13.0 IP)...In Game 3 of the IL Semifinals, earned the win vs. Rochester (6.1 IP, 0 R, 4 BB, 5 SO)...Took the loss in Game 2 of the IL's Governor's Cup Finals at Durham (6.2 IP, 2 R, 0 ER, 3 BB, 6 SO).

**2012: Pitched for Double-A Portland and Triple-A Pawtucket after being acquired from CLE on 7/31.**

🔥 Held opponents to 1 or fewer ER in 17 of his 25 starts between 2 organizations...Totaled a 10-7 record with a 2.54 ERA (40 ER/141.2 IP) and 119 SO.

🔥 Held opponents to a .213 AVG (110-for-517)...Matched single-season career-highs in wins (also 2009) and strikeouts (also 2008).

🔥 Started 20 games for CLE's Double-A Akron club before being acquired by BOS in exchange for 1B/OF Lars Anderson on 7/31...Made 1 start for Portland before an 8/8 promotion to Pawtucket for his final 4 starts of the year.

🔥 Led all Double-A qualifiers in opponent AVG (.208) and finished 2nd in ERA (2.44) over 21 starts...Selected to the EL's mid-season All-Star team.

🔥 His 2.44 ERA (32 ER/115.2 IP) while with Akron led Indians minor leaguers.

🔥 Had a 19.2-IP scoreless streak from 4/25-5/11...Named EL Pitcher of the Week for 4/30-5/6, during which he tossed 15.1 IP between back-to-back scoreless starts on 4/30 (6.1 IP) and 5/6 (9.0 IP).

🔥 Threw his 1st career complete-game 9.0-IP shutout at Bowie (BAL), allowing just 5 hits.

## Steven Wright, Continued

🦁 Was on the DL with the PawSox from 8/14-23 due to right shoulder tightness.  
🦁 Made 1 playoff appearance for Pawtucket...Allowed 2 runs and fanned 5 for the win in a 7.0-IP start in Game 1 of the Governors' Cup vs. Charlotte on 9/11.

🦁 During the off-season, posted a 2.48 ERA (8 ER/29.0 IP) in 5 starts for Escogido of the Dominican Winter League.  
**2011: Pitched at 4 different levels in his 1st season as a knuckleballer and last full season in the CLE organization...Combined to go 4-8 with a 4.58 ERA (68 ER/133.2 IP) in 25 outings (20 starts).**

🦁 Began the season in extended spring training...Joined Single-A Lake County on 4/21 and spent most of the season's 1st half with the Captains, where he posted a 3.13 ERA (16 ER/46.0 IP) in 9 starts.

🦁 Did not allow an ER in 3 straight starts for the Captains from 5/12-28, including back-to-back 6.0-IP scoreless outings on 5/12 at Dayton (3 H) and 5/18 vs. Fort Wayne (1 H).

🦁 After an outing for Double-A Akron on 6/11, moved to High-A Kinston on 6/16...Closed out the year with 7 starts for the Aeros.

🦁 Also made a relief appearance for Triple-A Columbus on 5/22.

**2010: Made a career-high 48 appearances between CLE's Double-A Akron and Triple-A Columbus, pitching mostly in relief.**

🦁 Ranked 3rd among Indians minor leaguers in appearances...Made a career-low 2 starts.

🦁 Allowed runs in 5 of 9 relief outings for the Clippers to begin the year.

🦁 Transferred to Akron on 5/1 and remained with the Aeros for the duration of the season.

🦁 Recorded saves in 5 of his 6 chances with Akron.

🦁 Allowed 7 runs in 3.2 IP over his first 3 outings with the Aeros...Posted a 3.54 ERA (24 ER/61.0 IP) and converted all 5 saves over the duration of the season.

**2009: Went 10-0 with a 2.48 ERA (24 ER) in a season spent mostly in relief for Double-A Akron.**

🦁 Allowed just 1 HR over 87.0 IP.

🦁 Earned all 10 wins with Akron, including 9 in relief...Tied for the 2nd-most wins without a loss among minor league pitchers.

🦁 Ranked 2nd on Akron in wins...His 2.32 ERA (21 ER/81.1 IP) also ranked 2nd on the club (min. 50.0 IP).

🦁 Led the Aeros with a 1.61 ERA (11 ER/61.1 IP) in relief...Paced Eastern League relief qualifiers in fewest unintentional walks per 9.0 IP (1.9), fewest base runners per 9.0 IP (9.4), and fewest HR/9.0 IP (0.1).

🦁 Went at least 2.0 IP in 23 of 31 relief outings.

🦁 Made Triple-A debut with 2 outings (1 start) for Triple-A Columbus in late May.

🦁 Totaled 18.0 scoreless IP with just 11 hits allowed over 9 appearances (1 start) from 6/5-7/5.

🦁 Made 3 playoff appearances as the Aeros won the Eastern League Championship.

**2008: Split season between High-A Kinston and Double-A Akron, making 14 starts for each club.**

🦁 Ranked 4th among full-season Indians minor leaguers in ERA (3.66)...Overall finished 2nd in the Indians system in IP (147.2) and was 4th in SO (119).

🦁 Began the year in Kinston and was named to the Carolina League's mid-season All-Star team.

🦁 Ranked among Carolina League qualifiers in WHIP (3rd, 1.05), opponent AVG (7th, .205), and ERA (8th, 2.99) at the time of his 6/16 promotion to Akron.

🦁 Allowed 1 ER or none in 9 of 14 starts for Kinston, including each of his first 3 contests through 4/17.

🦁 Tossed his 1st career shutout, a 7.0-IP 2-hitter, on 5/29 vs. Frederick.

🦁 Went 3-2 with a 3.16 ERA (18 ER/51.1 IP) over his last 9 starts of the season with Akron.

**2007: Registered 114 SO in 114.1 IP between Single-A Lake County and High-A Kinston in his 1st pro season.**

🦁 Ranked 4th in the Indians minor league system in SO.

🦁 Fanned 75 batters in 66.1 IP for the Captains, including a career-high 10 SO in a 4.0-IP start on 5/22 at Delmarva.

### Personal

🦁 Full name: Steven Richard Wright.

🦁 Signed by Don Lyle (Indians).

🦁 Married to Shannon...The couple has a daughter, Ella Grace, and a son, Lucas.

🦁 Lettered in baseball at the University of Hawaii in 3 seasons from 2004-06...Selected as Western Athletic Pitcher of the Year after going 11-2 with a 2.30 ERA and 123 strikeouts in 109.2 innings as a junior in 2006.

🦁 As a junior, earned All-American honors by the National Baseball Foundation, *Baseball America* (2nd team), and Collegiate Baseball (3rd team).

🦁 Graduated from Valley View (CA) High School in 2003.

# Steven Wright, Continued

## In the Community

In December 2015, Steven participated in a USO Tour, visiting service members and their families in Italy, Djibouti, Afghanistan, Bahrain, and Germany...Also in 2015, attended a BoSox Luncheon, participated in the Ice Bucket Challenge, met with Jimmy Fund patients in Fort Myers and at Fenway Park, and greeted fans at the gates and posed for pictures at a selfie station before a home game...Has participated in several events in Fort Myers during spring training, including the Children's Hospital of Southwest Florida Golf Classic and the JetBlue Park Open House... Interacted with fans at Red Sox Winter Weekend in January 2015...Has attended events benefitting the Red Sox Foundation, such as Casino Night and Picnic in the Park...Participated in the Red Sox Holiday Caravan in 2014, visiting the Jimmy Fund, Boston Children's Hospital, Beth Israel Deaconess Medical Center, The Base, Shriners Hospital, Mass General Hospital for Children, and Spaulding Rehab...Attended Christmas at Fenway, read to children at the Teddy Bear Tea, and participated in a player/fan photo session...Participated in the Play Campaign at Fenway Park, and greeted fans at the gates before a 2014 home game...Took part in local community outreach with the 2013 Red Sox Rookie Development Program, including visiting the Jimmy Fund and Boston Children's Hospital...Also visited the hospital to spend time with victims of the Boston Marathon bombings.

## Steven Wright's Career Record

YEAR	CLUB	W-L	ERA	G	GS	CG	SHO	SV	IP	H	R	ER	HR	HB	BB	SO	WP	BK
2007	Lake County	4-7	4.61	14	14	0	0	0	66.1	61	37	34	9	5	15	75	2	2
	Kinston	3-2	7.13	13	13	0	0	0	48.0	64	47	38	3	3	22	39	2	0
2008	Kinston	2-4	2.99	14	14	1	1	0	72.1	59	30	24	6	6	17	61	1	0
	Akron	4-3	4.30	14	14	0	0	0	75.1	80	38	36	14	8	17	58	1	0
2009	Columbus	0-0	4.76	2	1	0	0	0	5.2	5	3	3	0	1	0	4	0	0
	Akron	10-0	2.32	36	5	0	0	2	81.1	72	24	21	1	2	20	64	0	0
2010	Columbus	0-1	7.59	9	0	0	0	0	10.2	13	9	9	2	0	5	10	0	0
	Akron	2-2	4.31	39	2	0	0	5	64.2	73	33	31	4	3	21	48	2	1
2011	Lake County	1-2	3.13	9	9	0	0	0	46.0	48	30	16	3	3	24	33	5	0
	Columbus	0-0	6.75	1	0	0	0	0	2.2	5	2	2	0	0	0	2	1	0
2012	Akron	2-4	5.98	8	7	0	0	0	46.2	47	32	31	8	5	28	35	14	0
	Kinston	1-2	4.46	7	4	0	0	0	38.1	47	28	19	7	1	16	27	7	0
2013	Akron	9-6	2.49	20	20	1	1	0	115.2	86	44	32	8	5	62	101	9	0
	Portland	1-0	1.50	1	1	0	0	0	6.0	5	1	1	0	1	2	2	0	0
2014	Pawtucket	0-1	3.15	4	4	0	0	0	20.0	19	10	7	1	2	5	16	1	0
	BOSTON	2-0	5.40	4	1	0	0	0	13.1	12	8	8	0	1	9	10	2	0
2015	Pawtucket	8-7	3.46	24	24	3	3	0	135.1	130	64	52	10	4	65	99	14	0
	Portland	1-0	3.60	1	1	0	0	0	5.0	5	3	2	1	0	1	4	0	0
2016	Pawtucket	5-5	3.41	15	15	1	0	0	95.0	86	43	36	9	1	22	68	5	0
	BOSTON	0-1	2.57	6	1	0	0	0	21.0	21	8	6	2	0	4	22	1	0
2017	BOSTON	5-4	4.09	16	9	0	0	0	72.2	67	38	33	12	1	27	52	0	2
	Pawtucket	2-5	3.81	8	8	1	0	0	52.0	55	31	22	2	2	15	42	5	0
<b>Major League Totals</b>		<b>7-5</b>	<b>3.95</b>	<b>26</b>	<b>11</b>	<b>0</b>	<b>0</b>	<b>0</b>	<b>107.0</b>	<b>100</b>	<b>54</b>	<b>47</b>	<b>12</b>	<b>2</b>	<b>40</b>	<b>84</b>	<b>5</b>	<b>0</b>
<b>Minor League Totals</b>		<b>55-51</b>	<b>3.79</b>	<b>239</b>	<b>156</b>	<b>7</b>	<b>5</b>	<b>7</b>	<b>987.0</b>	<b>960</b>	<b>509</b>	<b>416</b>	<b>88</b>	<b>52</b>	<b>357</b>	<b>788</b>	<b>69</b>	<b>3</b>

- 2003 Selected by the San Diego Padres in the 26th round of the June Draft (did not sign)
- 2006 Signed by the Cleveland Indians as a second-round selection in the June Draft
- 2012 Acquired by the Boston Red Sox in exchange for 1B/OF Lars Anderson on 7/31
- 2014 On disabled list recovering from sports hernia surgery, 3/21-6/3
- 2015 On disabled list with a concussion, 8/14 through remainder of the season

## Career Fielding Record

YEAR	CLUB	POS	PCT.	G	GS	PO	A	E	TC	DP
2013	BOSTON	P	1.000	4	1	0	1	0	1	0
2014	BOSTON	P	1.000	6	1	2	4	0	6	1
2015	BOSTON	P	.941	16	9	4	12	1	17	1
<b>Career Totals</b>		<b>P</b>	<b>.958</b>	<b>26</b>	<b>11</b>	<b>6</b>	<b>17</b>	<b>1</b>	<b>24</b>	<b>2</b>

## Career Batting Totals

	AVG	G	AB	R	H	2B	3B	HR	RBI	SH	SF	HB	BB	SO	SB	CS	E
Major League Totals	.000	26	1	0	0	0	0	0	0	1	0	0	0	0	0	0	1

## Career Single-Game Highs

- INNINGS PITCHED** 8.0, 8/5/15 vs. NYY (start)
- 5.2, 2 times, last 5/12/15 at OAK (relief)
- LOW-HIT COMPLETE GAME STRIKEOUTS** None
- 9, 8/5/15 at NYY (start)
- 6, 2 times, last 9/20/14 at BAL (relief)
- HITS ALLOWED** 6, 3 times, last 7/30/15 vs. CWS (start)
- 6, 3 times, last 5/12/15 at OAK (relief)
- RUNS ALLOWED** 6, 7/20/15 at LAA (start)
- 5, 4/23/13 vs. OAK (relief)
- WALKS ALLOWED** 5, 8/11/15 at MIA (start)
- 4, 4/23/13 vs. OAK (relief)
- HOME RUNS ALLOWED** 2, 2 times, last 7/20/15 at LAA (start)
- 1, 5 times, last 6/14/15 vs. TOR (relief)
- WINNING STREAK EJECTIONS** None
- SCORELESS INNINGS STREAK** 12.0, 7/30-8/5/15

# 30 CHRIS YOUNG

OF



**Bats:** Right • **Throws:** Right • **Height:** 6-2 • **Weight:** 200

**Opening Day Age:** 32 • **MLB Service:** 9 years, 39 days

**Born:** 9/5/1983 in Houston, TX

**Resides:** Houston, TX

**Acquired:** Signed as a free agent on 12/2/2015

**Contract Status:** Signed through 2017

## Career Highlights

- ✦ Entering 1st season in Red Sox organization...Signed a 2-year contract with the Red Sox in December 2015.
- ✦ Is 1 of only 16 major leaguers to hit at least 10 HR in each of the last 9 seasons (2007-15)...The only other OF on that list are Jose Bautista and Torii Hunter.
- ✦ Of his 977 career hits, 446 (256 2B, 21 3B, 169 HR) have gone for extra bases (45.6%)...It marks the 6th-highest such percentage among all active major leaguers (min. 500 H), trailing only Giancarlo Stanton (49.1), David Ortiz (48.0), Chris Davis (47.1), Mark Reynolds (46.1), and Ryan Howard (45.7).
- ✦ Has a career .263/.363/.475 batting line against LHP (314-for-1,192, 83 2B, 5 3B, 53 HR).
- ✦ Has played all 3 OF positions in his ML career, totaling only 28 E in 2,744 TC...His .990 fielding percentage as an OF ranks 11th among active major leaguers (min. 1,000 games in the OF).
- ✦ In 2014, became the 2nd player ever to homer for both the Mets and Yankees in the same season (also Dave Kingman in 1977).
- ✦ Was an All-Star for the Diamondbacks in 2010, when he hit 27 HR with a career-high 91 RBI and 28 SB...Hit a career-best 32 HR as a rookie in 2007...Had 30 HR and 25 SB through his 134th game of the 2007 season (on 9/12), becoming the fastest rookie in ML history to reach those marks in a single season.
- ✦ Hit both a leadoff HR and a walk-off HR on 8/7/10 vs. SD, becoming the 1st player in ARI franchise history to accomplish the feat.
- ✦ Has appeared in the postseason 3 times (2007 and 2011 with ARI, 2015 with NYY), combining to hit .311 (14-for-45) with a .446 OBP and .689 SLG...Holds the ARI franchise record for HR in a single postseason series (3 in 2011 NLDS vs. MIL)...Is the only player in D-Backs history with a multi-homer postseason game (2011 NLDS Game 4 at MIL).

### 2015: Helped NYY reach the postseason in his 1st full season with the club, appearing in 140 games and making 77 starts.

- ✦ Among qualified AL batters, ranked 6th against LHP in SLG (.575) and 9th in AVG (.327, 50-for-153) and OBP (.397)...His .972 OPS against LHP ranked 10th in the majors and was his highest single-season mark since 2006.
- ✦ Became the 1st Yankee to hit in every spot in the starting lineup in a single season since Ken Griffey in 1983.
- ✦ Was 1 of only 2 Yankees (also Mark Teixeira) and 17 major leaguers with at least 2 grand slams in 2015.
- ✦ Became only the 5th Yankee since 1914 to record multiple games in a season with at least 4 R, 3 H, and 3 RBI (7/28 at TEX and 8/4 vs. BOS)...The other Yankees to accomplish the feat were Alex Rodriguez (2007), Tino Martinez (1997), Lou Gehrig (1929, 1933, 1934), and Babe Ruth (1926).
- ✦ Recorded 4 assists and a .994 fielding percentage, committing only 1 error in 171 chances while making 46 starts in LF, 22 in RF, and 9 in CF.
- ✦ Hit his 3rd career grand slam on 4/18 at TB, his 1st since 4/9/10 with ARI vs. PIT.
- ✦ Collected his 500th career RBI on 6/6 vs. LAA.
- ✦ Hit safely in a career-high 10 straight games from 6/18-27 (.459, 17-for-37, 3 2B, 3 HR, 10 RBI, 11 R).
- ✦ On 7/28 at TEX, tied a career high with 4 runs scored (also matched on 8/4 vs. BOS) and 5 RBI...It marked the 1st game by a Yankee with at least 4 runs and 5 RBI since Curtis Granderson on 8/25/11 vs. OAK...Hit his 2nd grand slam of the season in the 3rd inning.

**POSTSEASON:** Started in LF in the Yankees' 3-0 loss to HOU in the AL Wild Card Game (0-for-2, BB).

### 2014: Combined with the Mets and Yankees to hit .222 (72-for-325) in 111 games.

- ✦ Began the season with the Mets...Was on the 15-day DL from 4/3-17 with a right quad strain...Appeared in 3 rehab games with Triple-A Las Vegas (8-for-12, 7 R, 2 2B, 2 HR, 5 RBI)...Reinstated on 4/18.
- ✦ Each of his 3 hits against his former club, OAK, was a HR...Homered twice vs. OAK on 6/24 and added another the following day.
- ✦ Designated for assignment on 8/9 and released by the Mets on 8/15.
- ✦ Signed by the Yankees as a minor league free agent on 8/28...Played in 4 games with Triple-A Scranton/Wilkes-Barre before being selected to the ML roster on 9/2...Made Yankees debut in that night's loss vs. BOS as a 9th-inning PH (0-for-1).

## Chris Young, Continued

- 🔥 Homered in a career-high-tying 3 consecutive games from 9/10-12 (G1).
- 🔥 Hit 1st HR as a Yankee and went 3-for-4 in a 9/10 win vs. TB...According to Elias, became only the 2nd player ever to homer for both the Mets and Yankees in the same season, joining Dave Kingman (9 HR with NYM and 4 HR with NYY in 1977)...Was his 1st HR since 7/12 vs. MIA.
- 🔥 Hit a walk-off, 3-run HR in the 9th inning on 9/11 vs. TB...Also recorded the Yankees' 1st hit of that game, a 1-out double in the 8th inning...According to Elias, became the 1st Yankee to break up a no-hitter in the 8th inning or later and then produce a game-ending RBI since Horace Clarke on 6/4/70 vs. KC.
- 2013: Made his AL debut, appearing in 107 games with OAK...Posted a .992 fielding percentage (2 E/244 TC), appearing in 26 games in RF, 24 in LF, and 24 in CF.**
- 🔥 On 4/3 vs. SEA, became the 20th player in OAK history to hit a HR in his 1st game with the club...Also homered in his 4th game on 4/7 at HOU...Scored at least 1 run in each of his first 4 games of the season.
- 🔥 Hit 2 HR on 4/24 at BOS, a 3-run shot in the 4th and a solo homer in the 8th.
- 🔥 Started in LF on 4/4 vs. SEA, his 1st appearance at a position other than CF since playing in 1 game in LF for Double-A Birmingham in 2005...Made his RF professional debut on 4/9 at LAA.
- 🔥 Placed on the 15-day DL on 5/4 (retro to 4/30) with a strained left quad...Played in 1 rehab game with Triple-A Sacramento on 5/16 (1-for-1, 2 BB, SB)...Reinstated on 5/18.
- 🔥 Recorded 3 hits in consecutive games from 5/24-25 at HOU (6-for-10, 5 RBI, 3 R, 2B, HR).
- 2012: Limited to 101 games due to a month-long DL stint in his final season with ARI.**
- 🔥 Hit .267 (32-for-120) with a .343 OBP and .467 SLG against LHP.
- 🔥 Reached base in each of his 11 games prior to going on the DL, posting a .410/.500/.897 line from 4/6-17 (16-for-39, 4 2B, 5 HR, 13 RBI, 6 BB)...Placed on the 15-day DL with a right shoulder contusion from 4/18-5/17.
- 🔥 Combined to appear in 4 rehab games with High-A Visalia and Triple-A Reno, batting .267 (4-for-15) with 3 R, 3 2B, HR, and 8 RBI.
- 🔥 Returned from the DL on 5/18 and posted a .206/.284/.371 line for the remainder of the season (90 G, 59-for-286).
- 🔥 Hit 6 HR in a 20-game span from 6/27-7/24.
- 🔥 Hit .267 (40-for-150) with a .333 OBP and .480 SLG in his final 51 games beginning 7/14.
- 2011: Played in 156 games and helped ARI reach the postseason, leading the club in BB (80) and SB (22) and ranking among leaders in runs (2nd, 89), 2B (2nd, 38), HR (2nd, 20), RBI (3rd, 71), and game-winning RBI (2nd, 14).**
- 🔥 Finished 2nd in Rawlings Gold Glove Award voting as a CF...Ranked 2nd among NL CF with a .993 fielding percentage (3 E/401 TC).
- 🔥 Recorded his 3rd career 20-HR/20-SB season...Joined BOS' Dustin Pedroia as the only major leaguers with at least 20 HR, 20 SB, 35 2B, and 80 BB on the year.
- 🔥 Posted a .285/.392/.546 batting line vs. LHP (37-for-130, 7 2B, 9 HR).
- 🔥 Hit 7 HR in April...Scored at least 1 run in 8 consecutive games from 4/5-13 (11 R).
- 🔥 Batted .300 (30-for-100) with a .386 OBP and .540 SLG in 27 games in June.
- 🔥 Hit .346 (18-for-52, 8 2B, HR) with a .500 OBP in his final 17 regular season games beginning 9/9.
- POSTSEASON:** Batted .389 (7-for-18) with 3 HR, 2B, 4 RBI and 5 NLDS games vs. MIL...The 3 HR set an ARI post-season record for a single playoff series...Hit 2 HR in Game 4 at Chase Field, becoming the 1st player in franchise history with multiple HR in a postseason game.
- 2010: Named an All-Star...Led ARI in games (156), runs (94), and SB (28), also ranking among club leaders in hits (3rd, 150), 2B (T-3rd, 33), HR (2nd, 27), RBI (2nd, 91), and BB (3rd, 74).**
- 🔥 Joined COL's Carlos Gonzalez as the only players in the majors with at least 25 2B, 25 HR, and 25 SB on the year...Was his 2nd time reaching those marks in a single season (also 2007)...The only other player in ARI franchise history to reach those figures is Eric Byrnes in 2006 (37 2B, 26 HR, 25 SB).
- 🔥 Led NL outfielders with 6 DP, tied with BAL's Adam Jones for the ML lead...Also ranked T-8th in the majors with a career-best 10 assists...Played no position other than CF.
- 🔥 Was 1 of 7 players with as many as three 5+ RBI games in 2010, and 1 of only 6 with at least six 4+ RBI games.
- 🔥 Posted a .299/.366/.494 line in his first 45 games through 5/25.
- 🔥 Was part of the NL team that won its 1st All-Star Game since 1996, going 0-for-2 as a defensive replacement in a 3-1 win over the AL on 7/13 at Angel Stadium.
- 🔥 Reached base safely in a career-best 21 consecutive games from 7/21-8/12.
- 🔥 Hit both a leadoff HR (off Clayton Richard) and a walk-off HR (off Luke Gregerson) on 8/7 vs. SD, becoming the 1st player in ARI franchise history to accomplish the feat.
- 2009: Ranked 4th among National League CF in fielding percentage, posting a .993 mark (2 E, 292 TC) for the 2nd consecutive season...Hit .262 (28-for-107) with a .406 OBP and .514 SLG against LHP.**
- 🔥 Reached base in 9 of 10 PA during a 2-game stretch at KC from 6/17-18 (5-for-6, 4 BB, 5 R, 2 2B, 3B).
- 🔥 Optioned to Triple-A Reno on 8/10 and recalled on 8/29...In 13 games with the Aces, batted .370 (20-for-54) with 17 R, 5 2B, 3 HR, and 9 RBI.



## Chris Young, Continued

☛ Became the 1st player in ML history to hit 3 HR in a game while owning a sub-.200 AVG (min. 300 AB), going 3-for-3 with 2 BB and 3 solo HR on 9/6 at COL after entering the game with a .191 AVG...Tied the ARI franchise record for HR in a game (8th time).

☛ In his final 26 games beginning 9/4, hit .297 (30-for-101) with a .377 OBP and .584 SLG (5 2B, 8 HR)...Went 4-for-4 with 4 R, 2B, HR, BB on 10/2 at CHC.

**2008: Led ARI in games (160) and steals (14) and ranked 2nd in 2B (42), 3B (7), HR (22), XBH (71), RBI (85), game-winning RBI (11), and BB (62).**

☛ Hit 16 of his 22 HR against RHP, but posted a .285 AVG/.361 OBP/.525 SLG line vs. LHP (45-for-158, 18 2B, 6 HR).

☛ Homered on Opening Day at CIN and had 4 HR within his first 7 games...Homered in 3 straight games from 5/7-9.

☛ Scored 7 runs in a 3-game series vs. COL from 5/13-15...Tied the ARI franchise record for runs scored in a 3-game series (6th time).

☛ Hit 1st career grand slam on 8/16 at HOU off Brandon Backe.

☛ Went 3-for-5 with 4 R, 4 RBI, 2B, 3B on 9/21 at COL.

**2007: In 1st full ML season, set single-season rookie records for ARI in HR (32), runs (85), and steals (27)...Finished 4th in NL Rookie of the Year voting.**

☛ Ranked among ML rookie leaders in HR (2nd), XBH (2nd, 64), SLG (2nd, .467), SB (T-2nd), runs (4th), BB (5th, 43), RBI (6th, 68), and hits (7th, 135).

☛ Led ARI in HR and ranked among club leaders in games (3rd, 148), runs (2nd), hits (3rd), 2B (T-2nd, 29), RBI (2nd), and SB (2nd).

☛ Was 1 of only 6 major leaguers with as many as 5 multi-HR games...Only Alex Rodriguez had more (8).

☛ Hit a pair of 10th-inning, walk-off HR within 14 days of each other (6/5 vs. SF and 6/19 vs. TB).

☛ Hit 9 leadoff HR, including 3 in July and 4 in August.

☛ Led the majors with 9 HR in a 12-game span from 8/14-26, recording 3 multi-HR games in that time...No other player had more than 6 HR during that stretch.

☛ Had 30 HR and 25 SB through his 134th game of the season (on 9/12), becoming the fastest rookie in ML history to reach those marks in a single season.

**POSTSEASON:** Made his postseason debut, combining to hit .280 (7-for-25) with 2 HR and a .455 OBP and .560 SLG in 7 games...Reached base at least twice in 6 of his 7 games, and at least once in all 7...Homered in ARI's Game 2 and Game 3 victories against CHC.

**2006: Made ML debut, batting .243 (17-for-70) with 2 HR in 30 games with ARI in his 1st season with the Diamondbacks organization...Named a *Baseball America* Triple-A All-Star after spending a majority of the season with Tucson.**

☛ Selected to ML roster on 8/18 and made his debut that night at SD, going 1-for-3 with a run as the starting CF...Recorded his 1st ML hit off Woody Williams in the 8th inning (single).

☛ Hit 1st major league HR on 8/23 at SF off Jason Schmidt.

☛ Hit .409 (9-for-22) in his first 9 ML games...Went 3-for-5 with 2 2B and 5 RBI on 9/2 at WSH (G1).

☛ Hit at least 20 HR and 30 2B while slugging above .500 in the minors for the 3rd consecutive season.

☛ Hit grand slams on 7/9 vs. Las Vegas and 7/23 at Salt Lake.

☛ Following the season, ranked by *Baseball America* as the 12th-best prospect in baseball...Also rated the best defensive OF and 2nd-best prospect in the Diamondbacks organization.

**2005: Spent entire season with Double-A Birmingham and led the Southern League in HR (tied, 26), 2B (41), XBH (70), runs (100), and total bases (254) in final season in the White Sox system... Also ranked 2nd in SLG (.545).**

☛ Recorded a 16-game hitting streak from 4/26-5/12.

☛ Homered in 3 consecutive games from 6/24-26, hitting 2 HR on 6/26 at Carolina.

☛ Played in the All-Star Futures Game on 7/10 at Comerica Park (1-for-2, BB).

☛ Went 4-for-6 with 6 RBI and 2 2B on 8/11 vs. Huntsville.

☛ Following the season, named a *Baseball America* Minor League and Double-A All-Star...Ranked the 23rd-best prospect in baseball...Also rated the Southern League's best defensive OF.

☛ Traded to ARI with RHPs Orlando Hernandez and Luis Vizcaino in exchange for RHP Javier Vazquez on 12/20.

**2004: Spent entire season with Single-A Kannapolis, hitting .262 (122-for-465) with 83 R, 31 2B, 24 HR, 56 RBI, and 31 SB in 135 games.**

☛ Following the season, ranked by *Baseball America* as the 7th-best prospect in the White Sox organization and the 15th-best prospect in the South Atlantic League...Also rated fastest base runner and best athlete in the Sox system.

**2003: Combined with Rookie-level Bristol and Rookie-level Great Falls to hit .276 (75-for-272) with a .339 OBP and .452 SLG in 74 games...Named an *Appalachian League* All-Star.**

☛ Following the season, ranked by *Baseball America* as the 2nd-best prospect in the Appalachian League and the 9th-best prospect in the White Sox organization.

## Chris Young, Continued

**2002: Made his professional debut with the Rookie-level Arizona League White Sox, batting .217 (40-for-184) with 26 R, 13 2B, 5 HR, and 17 RBI in 55 games...Ranked by Baseball America as the 13th-best prospect in the Arizona League.**

### Personal

- Full name: Christopher Brandon Young.
- Signed by Joe Butler and Paul Provas (White Sox).
- Graduated from Bellaire (TX) High School...Participated in MLB's RBI program while growing up in the Houston area.
- Hosted and narrated MLB's primetime special "Hitting Home with RBI," which aired on ESPN 2 in September 2010...Was a studio analyst for MLB Network during the 2010 postseason.

### In the Community

Chris attended the TEChminds Charity Golf Classic in December 2015 in Scottsdale, Arizona, benefitting the Phoenix Children's Hospital and the G1ve a Buck Fund...In 2014, met with students from the Nike Alternative High School Program and helped plant a garden as part of a Hurricane Sandy restoration effort...Throughout the 2012 campaign, hosted members of the Boys and Girls Club of Metro Phoenix for games at Chase Field... Also in 2012, showed social media support for Strike Out Sarcoma and passed out wristbands to the Diamondbacks team to raise awareness and support for Ewing's Sarcoma research.

### Chris Young's Career Record

YEAR	CLUB	AVG	G	AB	R	H	2B	3B	HR	RBI	SH	SF	HB	BB	SO	SB	CS	E
2002	AZL White Sox	.217	55	184	26	40	13	1	5	17	2	0	5	19	54	7	8	3
2003	Bristol	.290	64	238	47	69	18	3	7	28	3	4	4	23	40	21	7	1
	Great Falls	.176	10	34	5	6	3	0	0	0	0	0	0	1	10	0	0	0
2004	Kannapolis	.262	135	465	83	122	31	5	24	56	6	3	11	66	145	31	9	11
2005	Birmingham	.277	126	466	100	129	41	3	26	77	7	3	7	70	129	32	6	3
2006	Tucson	.276	100	402	78	111	32	4	21	77	1	5	6	52	71	17	5	5
	ARIZONA	.243	30	70	10	17	4	0	2	10	0	1	1	6	12	2	1	0
2007	ARIZONA	.237	148	569	85	135	29	3	32	68	1	5	6	43	141	27	6	6
2008	ARIZONA	.248	160	625	85	155	42	7	22	85	6	5	1	62	165	14	5	3
2009	ARIZONA	.212	134	433	54	92	28	4	15	42	3	2	4	59	133	11	4	2
	Reno	.370	13	54	17	20	5	1	3	9	0	0	0	9	13	2	2	0
2010	ARIZONA	.257	156	584	94	150	33	0	27	91	1	3	2	74	145	28	7	7
2011	ARIZONA	.236	156	567	89	134	38	3	20	71	1	7	4	80	139	22	9	3
2012	ARIZONA	.231	101	325	36	75	24	0	14	41	0	0	2	36	79	8	3	2
	Visalia	.308	3	13	3	4	3	0	1	7	0	0	0	4	0	0	0	0
	Reno	.000	1	2	0	0	0	0	0	1	0	0	0	1	0	0	0	0
2013	OAKLAND	.200	107	335	46	67	18	3	12	40	0	2	2	36	93	10	3	2
	Sacramento	1.000	1	1	1	1	0	0	0	0	0	0	0	2	0	1	0	0
2014	NEW YORK-NL	.205	88	254	31	52	12	0	8	28	1	3	4	25	54	7	3	1
	Las Vegas	.667	3	12	7	8	2	0	2	5	0	0	0	2	2	1	0	0
	Scranton/WB	.200	4	15	1	3	0	0	1	2	0	0	0	1	6	0	0	0
	NEW YORK-AL	.282	23	71	9	20	8	0	3	10	0	1	1	7	16	1	0	1
2015	NEW YORK-AL	.252	140	318	53	80	20	1	14	42	3	2	3	30	73	3	1	1
<b>Major League Totals</b>		<b>.235</b>	<b>1243</b>	<b>4151</b>	<b>592</b>	<b>977</b>	<b>256</b>	<b>21</b>	<b>169</b>	<b>528</b>	<b>16</b>	<b>30</b>	<b>30</b>	<b>458</b>	<b>1050</b>	<b>133</b>	<b>42</b>	<b>28</b>
<b>Minor League Totals</b>		<b>.272</b>	<b>515</b>	<b>1886</b>	<b>368</b>	<b>513</b>	<b>148</b>	<b>17</b>	<b>90</b>	<b>279</b>	<b>19</b>	<b>15</b>	<b>33</b>	<b>245</b>	<b>475</b>	<b>112</b>	<b>37</b>	<b>23</b>

- 2001 Signed by the Chicago White Sox as a 16th-round selection in the June Draft
- 2005 Acquired by the Arizona Diamondbacks with RHPs Orlando Hernandez and Luis Vizcaino in exchange for RHP Javier Vazquez on 12/20
- 2012 On disabled list with a right shoulder contusion, 4/18-5/17
- 2012 Acquired by the Oakland Athletics with cash considerations in a 3-team trade on 10/20...Oakland sent minor league INF Yordy Cabrera to Miami and INF Cliff Pennington to Arizona...Miami sent RHP Heath Bell to Arizona.
- 2013 On disabled list with a strained left quad, 4/30-5/17
- 2013 Signed by the New York Mets as a free agent on 11/26
- 2014 On disabled list with a right quad strain, 4/3-17
- 2014 Signed by the New York Yankees as a minor league free agent on 8/27
- 2015 Signed by the Boston Red Sox as a free agent on 12/2

### Additional Batting Statistics

YEAR	CLUB	OBP	SLG	OPS	TB	GDP
2006	ARIZONA	.308	.386	.693	27	0
2007	ARIZONA	.295	.467	.763	266	5
2008	ARIZONA	.315	.443	.758	277	10
2009	ARIZONA	.311	.400	.711	173	3
2010	ARIZONA	.341	.452	.793	264	10
2011	ARIZONA	.331	.420	.751	238	3
2012	ARIZONA	.311	.434	.745	141	4
2013	OAKLAND	.280	.379	.659	127	7
2014	NEW YORK-NL	.283	.346	.630	88	3
	NEW YORK-AL	.354	.521	.876	37	0
2015	NEW YORK-AL	.320	.453	.773	144	6
<b>Major League Totals</b>		<b>.314</b>	<b>.429</b>	<b>.743</b>	<b>1782</b>	<b>51</b>

**Wild Card Record**

YEAR	CLUB	AVG	G	AB	R	H	2B	3B	HR	RBI	SH	SF	HB	BB	SO	SB	CS	E
2015	NY Yankees	.000	1	2	0	0	0	0	0	0	0	0	0	1	1	0	0	0

**Division Series Record**

YEAR	CLUB	AVG	G	AB	R	H	2B	3B	HR	RBI	SH	SF	HB	BB	SO	SB	CS	E
2007	ARI vs. CHC	.273	3	11	3	3	0	0	2	4	0	0	0	3	8	1	0	0
2011	ARI vs. MIL	.389	5	18	5	7	1	0	3	4	0	0	0	2	5	2	0	0
<b>Division Series Totals</b>		<b>.345</b>	<b>8</b>	<b>29</b>	<b>8</b>	<b>10</b>	<b>1</b>	<b>0</b>	<b>5</b>	<b>8</b>	<b>0</b>	<b>0</b>	<b>0</b>	<b>5</b>	<b>13</b>	<b>3</b>	<b>0</b>	<b>0</b>

**League Championship Series Record**

YEAR	CLUB	AVG	G	AB	R	H	2B	3B	HR	RBI	SH	SF	HB	BB	SO	SB	CS	E
2007	ARI vs. COL	.286	4	14	1	4	1	0	0	1	0	0	1	4	5	0	2	0

**All-Star Game Record**

YEAR	CLUB	AVG	G	AB	R	H	2B	3B	HR	RBI	SH	SF	HB	BB	SO	SB	CS	E
2010	NL at LAA	.000	1	2	0	0	0	0	0	0	0	0	0	0	1	0	0	0

**Career Fielding Record**

YEAR	CLUB	POS	PCT.	G	GS	PO	A	E	TC	DP
2006	ARIZONA	OF	1.000	24	15	50	1	0	51	0
2007	ARIZONA	OF	.984	146	144	354	6	6	366	2
2008	ARIZONA	OF	.993	159	157	393	5	3	401	2
2009	ARIZONA	OF	.993	124	117	287	3	2	292	1
2010	ARIZONA	OF	.984	156	153	418	10	7	435	6
2011	ARIZONA	OF	.993	155	155	394	4	3	401	2
2012	ARIZONA	OF	.990	87	84	201	4	2	207	1
2013	OAKLAND	OF	.992	96	78	240	2	2	244	0
2014	NEW YORK-NL	OF	.993	78	63	133	5	1	139	3
	NEW YORK-AL	OF	.973	19	17	35	1	1	37	0
2015	NEW YORK-AL	OF	.994	129	77	166	4	1	171	0
<b>Career Totals</b>		<b>OF</b>	<b>.990</b>	<b>1173</b>	<b>1060</b>	<b>2671</b>	<b>45</b>	<b>28</b>	<b>2744</b>	<b>17</b>

**Career Single-Game Highs**

<b>HITS</b>	4, 3 times, last 8/18/12 at HOU
<b>DOUBLES</b>	3, 7/23/08 vs. CHC
<b>HOME RUNS</b>	3, 9/6/09 at COL
<b>RBI</b>	5, 5 times, last 7/28/15 at TEX
<b>RUNS SCORED</b>	4, 5 times, last 8/4/15 vs. BOS
<b>WALKS</b>	3, 5 times, last 9/17/11 at SD
<b>STRIKEOUTS</b>	4, 6 times, last 6/14/14 for NYM vs. SD
<b>STOLEN BASES</b>	3, 6/5/10 vs. COL
<b>HITTING STREAK</b>	10, 6/18-27/15
<b>EJECTIONS (1)</b>	8/8/12 at PIT (HP, L. Vanover)

**Home Run Notes**

**MULTI-HOME RUN GAMES (12)**

**3-HOME RUN GAMES (1)**

9/6/09 at COL

**2-HOME RUN GAMES (11)**

- 4/30/07 at LAD
- 5/11/07 at HOU
- 8/14/07 at FLA
- 8/17/07 at ATL
- 8/26/07 vs. CHC
- 4/5/08 at COL
- 6/13/10 vs. STL
- 8/7/10 vs. SD
- 4/27/11 vs. PHI
- 4/24/13 at BOS
- 6/24/14 for NYM vs. OAK

**LEADOFF HOME RUNS (14)**

- 4/30/07 at LAD off Randy Wolf
- 7/16/07 at MIL off Dave Bush
- 7/25/07 vs. FLA off Scott Olsen
- 7/28/07 vs. ATL off John Smoltz
- 8/14/07 at FLA off Dontrelle Willis
- 8/16/07 at FLA off Daniel Barone
- 8/22/07 vs. MIL off Jeff Suppan
- 8/26/07 vs. CHC off Jason Marquis
- 9/22/07 vs. LAD off David Wells
- 4/5/08 at COL off Jeff Francis
- 5/25/08 at ATL off Tom Glavine
- 7/21/10 vs. NYM off Jon Niese
- 8/7/10 vs. SD off Clayton Richard
- 8/12/13 at TOR off J.A. Happ

**GRAND SLAMS (4)**

- 8/16/08 at HOU off Brandon Backe
- 4/9/10 vs. PIT off Charlie Morton
- 4/18/15 at TB off Grant Balfour
- 7/28/15 at TEX off Wandy Rodriguez

**PINCH-HIT HOME RUNS (2)**

- 6/27/12 at ATL off Jonny Venters
- 7/12/14 for NYM vs. MIA off Bryan Morris

**EXTRA-INNING HOME RUNS (5)**

- 6/5/07 vs. SF off Kevin Correia (10th)
- 6/19/07 vs. TB off Alberto Reyes (10th)
- 8/11/11 vs. HOU off Sergio Escalona (10th)
- 4/10/12 at SD off Micah Owings (11th)
- 9/12/14 for NY Yankees at BAL off Brad Brach (G1) (11th)

**GAME-ENDING HOME RUNS (6)**

- 6/5/07 vs. SF off Kevin Correia (10th)
- 6/19/07 vs. TB off Alberto Reyes (10th)
- 6/13/10 vs. STL off Kyle McClellan
- 8/7/10 vs. SD off Luke Gregerson
- 8/11/11 vs. HOU off Sergio Escalona (10th)
- 9/11/14 for NY Yankees vs. TB off Jake McGee

**INSIDE-THE-PARK HOME RUNS (0)**

# 2016 Red Sox 40-Man Roster

**COACHING STAFF:** Manager, John Farrell (53); Bench Coach, Tony Lovullo (17); First Base Coach, Ruben Amaro Jr. (20); Hitting Coach, Chili Davis (44); Pitching Coach, Carl Willis (54); Third Base Coach, Brian Butterfield (55); Assistant Hitting Coach, Victor Rodriguez (57); Bullpen Coach, Dana LeVangie (58)

No.	PITCHERS (22)	B	T	Ht.	Wt.	Born	Birthplace	2015 Club	W-L	ERA	G	GS	CG	SV	IP	H	R	ER	BB	SO
68	Bames, Matt	R	R	6-4	210	6/17/90	Danbury, CT	Pawtucket (AAA)	1-1	4.06	17	5	0	0	37.2	36	17	17	22	41
		R	R	6-4	210	6/17/90	Danbury, CT	Pawtucket (AAA)	3-4	5.44	32	2	0	0	43.0	56	28	26	15	39
11	Buchholz, Clay	L	R	6-3	190	8/14/84	Nederland, TX	BOSTON	7-7	3.26	18	18	1	0	113.1	114	48	41	23	107
29	Elias, Roenis	L	L	6-1	204	8/1/88	Guantanamo, Cuba	Tacoma (AAA)	4-2	7.34	12	12	0	0	61.1	80	54	50	18	47
		L	L	6-1	204	8/1/88	Guantanamo, Cuba	SEATTLE	5-8	4.14	22	20	0	0	119.1	106	57	53	44	97
51	Escobar, Edwin	L	L	6-2	225	4/22/92	La Sabana, VZ	Pawtucket (AAA)	3-3	5.07	29	6	0	0	49.2	52	29	28	25	24
37	Hembree, Heath	R	R	6-4	210	1/13/89	Spartanburg, SC	Pawtucket (AAA)	0-0	3.55	22	0	0	0	8	31.2	23	10	8	32
		R	R	6-4	210	1/13/89	Spartanburg, SC	BOSTON	2-0	3.55	22	0	0	0	0	25.1	25	10	10	9
76	Jerez, Williams	L	L	6-4	200	5/16/92	Brooklyn, NY	Greenville (A)	3-1	2.06	14	0	0	0	3	39.1	43	16	9	10
		L	L	6-4	200	5/16/92	Brooklyn, NY	Salem (A)	1-0	0.73	5	0	0	0	0	12.1	11	2	1	4
		L	L	6-4	200	5/16/92	Brooklyn, NY	Portland (AA)	1-2	3.65	22	0	0	0	1	37.0	34	15	15	17
61	Johnson, Brian	L	L	6-4	235	12/7/90	Lakeland, FL	Pawtucket (AAA)	9-6	2.53	18	18	1	0	0	96.0	74	34	27	32
		L	L	6-4	235	12/7/90	Lakeland, FL	BOSTON	0-1	8.31	1	1	0	0	0	4.1	3	4	4	3
56	Kelly, Joe	R	R	6-1	188	6/9/88	Anaheim, CA	Pawtucket (AAA)	1-1	2.84	4	4	0	0	0	19.0	14	7	6	6
		R	R	6-1	188	6/9/88	Anaheim, CA	BOSTON	10-6	4.82	25	25	0	0	0	134.1	145	76	72	49
46	Kimbrel, Craig	R	R	6-0	210	5/28/88	Huntsville, AL	SAN DIEGO	4-2	2.58	61	0	0	0	39	59.1	40	19	17	22
59	Layne, Tommy	L	L	6-2	195	11/2/84	St. Louis, MO	Pawtucket (AAA)	0-0	3.52	7	0	0	0	3	7.2	8	3	3	2
		L	L	6-2	195	11/2/84	St. Louis, MO	BOSTON	2-1	3.97	64	0	0	0	1	47.2	41	22	21	27
78	Light, Pat	R	R	6-5	195	3/29/91	Colts Neck, NJ	Portland (AA)	1-1	2.43	21	0	0	0	3	29.2	18	11	8	11
		R	R	6-5	195	3/29/91	Colts Neck, NJ	Pawtucket (AAA)	3-8	3.16	21	21	0	0	2	33.0	31	19	19	26
60	Owens, Henry	L	L	6-6	220	7/21/92	Huntington Beach, CA	Pawtucket (AAA)	4-4	4.57	11	11	0	0	0	122.1	84	47	43	56
		L	L	6-6	220	7/21/92	Huntington Beach, CA	BOSTON	4-4	4.57	11	11	0	0	0	63.0	62	35	32	24
22	Porcello, Rick	R	R	6-5	215	12/27/88	Morristown, NJ	Lowell (A)	0-0	0.00	1	1	0	0	0	3.2	3	0	0	1
		R	R	6-5	215	12/27/88	Morristown, NJ	Pawtucket (AAA)	0-0	4.76	1	1	0	0	0	5.2	3	3	3	0
		R	R	6-5	215	12/27/88	Morristown, NJ	BOSTON	9-15	4.92	28	28	0	0	0	172.0	196	103	94	38
24	Piase, David	L	L	6-6	210	8/26/85	Murfreesboro, TN	DETROIT	9-4	2.53	21	21	3	0	0	146.0	133	50	41	29
		L	L	6-6	210	8/26/85	Murfreesboro, TN	TORONTO	9-1	2.30	11	11	0	0	0	74.1	57	20	19	18
66	Ramirez, Noe	R	R	6-3	205	12/22/89	Los Angeles, CA	Pawtucket (AAA)	4-1	2.32	30	1	0	0	3	42.2	33	13	11	18
		R	R	6-3	205	12/22/89	Los Angeles, CA	BOSTON	0-1	4.15	17	0	0	0	0	13.0	13	12	6	7
52	Rodriguez, Eduardo	L	L	6-2	220	4/7/93	Valencia, VZ	Pawtucket (AAA)	4-3	2.98	8	8	0	0	0	48.1	46	22	16	7
		L	L	6-2	220	4/7/93	Valencia, VZ	BOSTON	10-6	3.85	21	21	0	0	0	121.2	120	55	52	37
28	Ross Jr., Robbie	L	L	5-11	215	6/24/89	Lexington, KY	Pawtucket (AAA)	0-0	3.86	4	0	0	0	0	7.0	5	3	3	4
		L	L	5-11	215	6/24/89	Lexington, KY	BOSTON	2-5	3.86	54	0	0	0	0	60.2	59	28	26	20
39	Smith, Carson	R	R	6-6	215	10/19/89	Dallas, TX	SEATTLE	2-5	2.31	70	0	0	0	13	70.0	49	19	18	22
36	Tazawa, Junichi	R	R	5-11	200	6/6/86	Yokohama, Japan	BOSTON	2-7	4.14	61	0	0	0	3	58.2	65	28	27	13
19	Uehara, Koji	R	R	6-2	195	4/3/75	Osaka, Japan	Greenville (A)	0-0	9.00	1	0	0	0	0	1.0	3	1	0	0
		R	R	6-2	195	4/3/75	Osaka, Japan	BOSTON	2-4	2.23	43	0	0	0	0	25	40.1	28	14	10
67	Workman, Brandon	R	R	6-5	235	8/13/88	Arlington, TX	Pawtucket (AAA, 2014)	7-1	4.11	11	11	0	0	0	61.1	61	28	28	17
		R	R	6-5	235	8/13/88	Arlington, TX	BOSTON (2014)	1-10	5.17	19	15	0	0	0	87.0	88	57	50	36
35	Wright, Steven	R	R	6-2	216	8/30/84	Torrance, CA	Pawtucket (AAA)	2-5	3.81	8	8	1	0	0	52.0	55	31	22	15
		R	R	6-2	216	8/30/84	Torrance, CA	BOSTON	5-4	4.09	16	9	0	0	0	72.2	67	38	33	27

## 2016 Red Sox 40-Man Roster, Continued

No.	CATCHERS (3)	B	T	Ht.	Wt.	Born	Birthplace	2015 Club	AVG	G	AB	R	H	2B	3B	HR	RBI	BB	SO	SB	
10	Hanigan, Ryan	R	R	6-0	220	8/16/80	Washington, DC	Portland (AA) Pawtucket (AAA)	.250 .182	3 4	8 11	0 2	2 2	0 0	0 0	0 0	0 0	0 0	3 3	1 0	0
23	Swithart, Blake	S	R	6-1	200	4/3/92	Bedford, TX	Portland (AA) Pawtucket (AAA)	.429 .311	2 20	7 74	1 7	3 23	0 3	0 0	0 0	0 0	0 0	0 0	2 14	1
7	Vazquez, Christian	R	R	5-9	195	8/21/90	Bayamon, PR	Pawtucket (AAA, 2014) BOSTON (2014)	.279 .240	66 55	244 175	35 15	68 42	17 9	0 0	3 1	20 20	21 19	52 33	0	0
No.	INFELDERS (10)	B	T	Ht.	Wt.	Born	Birthplace	2015 Club	AVG	G	AB	R	H	2B	3B	HR	RBI	BB	SO	SB	
2	Bogaerts, Xander	R	R	6-1	212	10/1/92	Oranjestad, Aruba	BOSTON	.320	156	613	84	196	35	3	7	81	32	101	10	
80	Coyle, Sean	R	R	5-8	175	1/17/92	Sellersville, PA	Lowell (A) Pawtucket (AAA)	.250 .159	3 39	12 126	2 21	3 20	1 3	0 0	0 5	1 16	1 20	1 44	4	
79	Hernandez, Marco	L	R	6-0	200	9/6/92	Santiago, DR	Portland (AA) Pawtucket (AAA)	.326 .271	68 46	282 181	30 27	92 49	21 9	4 2	4 2	31 22	9 8	49 39	4	
12	Holt, Brock	L	R	5-10	180	6/11/88	Fort Worth, TX	BOSTON	.280	129	454	56	127	27	6	2	45	46	97	8	
16	Marrero, Deven	R	R	6-1	194	8/25/90	Miami, FL	Pawtucket (AAA) BOSTON	.256 .226	102 25	375 53	49 8	96 12	13 0	1 0	6 1	29 3	33 3	87 19	12	
34	Ortiz, David	L	L	6-3	230	11/18/75	Santo Domingo, DR	BOSTON	.273	146	528	73	144	37	0	37	108	77	95	0	
15	Pedroia, Dustin	R	R	5-9	175	8/17/83	Woodland, CA	BOSTON	.291	93	381	46	111	19	1	12	42	38	51	2	
13	Ramirez, Hanley	R	R	6-2	235	12/23/83	Samana, DR	BOSTON	.249	105	401	59	100	12	1	19	53	21	71	6	
48	Sandoval, Pablo	S	R	5-11	255	8/11/86	Puerto Cabello, VZ	BOSTON	.245	126	470	43	115	25	1	10	47	25	73	0	
47	Shaw, Travis	L	R	6-4	230	4/16/90	Washington Ct, House OH	Pawtucket (AAA) BOSTON	.249 .270	77 65	289 226	29 31	72 61	12 10	2 0	5 13	30 36	26 18	54 57	0	
No.	OUTFIELDERS (5)	B	T	Ht.	Wt.	Born	Birthplace	2015 Club	AVG	G	AB	R	H	2B	3B	HR	RBI	BB	SO	SB	
50	Betts, Mookie	R	R	5-9	180	10/7/92	Nashville, TN	Portland (AA) BOSTON	.500 .291	1 145	4 597	1 92	2 174	0 42	0 8	1 18	77 77	46 82	0 21	0	
25	Bradley Jr., Jackie	L	R	5-10	200	4/19/90	Richmond, VA	Pawtucket (AAA) BOSTON	.305 .249	71 74	282 221	38 43	86 55	18 17	1 4	9 10	29 43	29 27	44 69	4	
64	Brentz, Bryce	R	R	6-0	210	12/30/88	Crossville, TN	Pawtucket (AAA)	.232	59	220	28	51	9	0	8	26	24	74	0	
38	Castillo, Rusney	R	R	5-9	196	7/9/87	Ciego de Avila, Cuba	Pawtucket (AAA) BOSTON	.282 .253	40 80	156 278	17 35	44 69	7 10	2 5	3 29	17 42	14 30	28 54	10 4	
30	Young, Chris	R	R	6-2	200	9/6/83	Houston, TX	NEW YORK (AL) BOSTON	.252 .270	140 113	318 363	53 41	80 98	20 21	1 0	14 4	29 37	13 33	54 81	3 4	

# 2016 Red Sox Non-Roster Invitees (16)

No.	PITCHERS (7)	B	T	Ht.	Wt.	Born	Birthplace	2015 Club	W-L	ERA	G	GS	CG	SV	IP	H	R	ER	BB	SO
75	Cuevas, William	R	R	6-2	215	10/14/90	Caracas, VZ	Portland (AA)	8-5	3.40	19	19	0	0	95.1	84	43	36	41	91
								Pawtucket (AAA)	3-2	2.63	7	7	0	0	41.0	29	12	12	14	37
41	Marmol, Carlos	R	R	6-1	235	10/14/82	Bonao, DR	Columbus (AAA)	3-1	2.03	28	0	0	13	31.0	19	7	7	27	48
81	Martin, Kyle	R	R	6-7	220	1/18/91	Austin, TX	GCL Red Sox (Rookie)	2-0	0.00	3	0	0	0	4.0	3	0	0	0	4
								Portland (AA)	2-1	4.50	27	0	0	5	42.0	43	22	21	16	48
72	Mendez, Roman	R	R	6-3	235	7/25/90	San Pedro de Macoris, DR	Round Rock (AAA)	3-2	2.78	30	0	0	5	35.2	31	11	11	9	33
								TEXAS	0-1	5.40	12	0	0	0	11.2	11	7	7	7	9
								BOSTON	0-0	4.50	3	0	0	0	2.0	3	1	1	1	1
62	O'Sullivan, Sean	R	R	6-1	245	9/1/87	San Diego, CA	Lehigh Valley (AAA)	5-2	3.20	9	9	0	0	56.1	48	23	20	19	4
								PHILADELPHIA	1-6	6.08	13	13	0	0	71.0	94	49	48	20	35
73	Rosenbaum, Danny	R	L	6-2	220	10/10/87	Cincinnati, OH	Lowell (A)	0-1	5.29	4	4	0	0	17.0	18	12	10	9	10
								PORTLAND	0-7	6.02	11	11	0	0	40.1	49	37	27	28	26
43	Vanaro, Anthony	R	R	6-0	190	10/31/84	Staten Island, NY	BOSTON	0-1	4.09	9	0	0	0	11.0	14	5	5	6	8
No.	CATCHERS (3)	B	T	Ht.	Wt.	Born	Birthplace	2015 Club	AVG	G	AB	R	H	2B	3B	HR	RBI	BB	SO	SB
77	Butler, Dan	R	R	5-10	210	10/17/86	Phoenix, AZ	Syracuse (AAA)	.227	83	282	28	64	20	1	1	26	32	65	0
3	Leon, Sandy	S	R	5-10	225	3/31/89	Maracaibo, VZ	Pawtucket (AAA)	.263	26	99	8	26	4	0	1	13	10	23	0
								BOSTON	.184	41	114	8	21	2	0	0	3	7	28	0
71	Solis, Ali	R	R	6-10	200	9/29/87	Mexicali, MX	Tulsa (AA)	.145	69	220	8	32	8	0	1	16	7	61	0
								Oklahoma City (AAA)	.143	7	14	2	2	1	0	0	0	2	5	0
No.	INFELDERS (3)	B	T	Ht.	Wt.	Born	Birthplace	2015 Club	AVG	G	AB	R	H	2B	3B	HR	RBI	BB	SO	SB
70	Dominguez, Chris	R	R	6-4	235	11/22/86	Los Angeles, CA	Louisville (AAA)	.223	96	296	32	66	19	0	9	36	16	92	5
								CINCINNATI	.261	14	23	2	6	1	1	1	3	0	12	0
32	Rutledge, Josh	R	R	6-1	190	4/21/89	Birmingham, AL	Salt Lake (AAA)	.274	78	310	45	85	19	3	5	32	19	67	2
								BOSTON	.284	39	74	11	21	1	0	1	10	5	26	0
74	Travis, Sam	R	R	6-0	205	8/27/93	Chicago, IL	Salem (A)	.313	66	246	35	77	15	4	5	40	26	43	10
								Portland (AA)	.300	65	243	35	73	17	2	4	38	33	34	9
No.	OUTFIELDERS (3)	B	T	Ht.	Wt.	Born	Birthplace	2015 Club	AVG	G	AB	R	H	2B	3B	HR	RBI	BB	SO	SB
31	Boesch, Brennan	L	L	6-4	225	4/12/1985	Santa Monica, CA	Louisville (AAA)	.326	51	187	17	61	9	0	4	30	19	41	0
								CINCINNATI	.146	51	89	4	13	2	0	1	5	4	30	1
5	Craig, Allen	R	R	6-2	215	7/18/84	Mission Viejo, CA	Pawtucket (AAA)	.274	93	343	29	94	14	0	4	30	49	70	0
								BOSTON	.152	36	79	6	12	1	0	1	3	7	26	0
65	LaMaire, Ryan	R	L	6-1	210	11/21/88	Royal Oak, MI	Louisville (AAA)	.257	91	300	33	77	17	1	8	18	18	88	11
								CINCINNATI	.080	21	25	2	2	0	0	0	0	0	9	0

# 2016 Red Sox Roster

Major League Roster (40), Non-Roster Invitees (16) as of February 16, 2016

## Numerical

2-Xander Bogaerts, SS  
3-Sandy Leon, C\*  
5-Allen Craig, OF\*  
7-Christian Vazquez, C  
10-Ryan Hanigan, C  
11-Clay Buchholz, RHP  
12-Brock Holt, INF/OF  
13-Hanley Ramirez, 1B  
15-Dustin Pedroia, 2B  
16-Deven Marrero, INF  
17-Torey Lovullo, Bench Coach  
19-Koji Uehara, RHP  
20-Ruben Amaro Jr., First Base Coach  
22-Rick Porcello, RHP  
23-Blake Swihart, C  
24-David Price, LHP  
25-Jackie Bradley Jr., OF  
28-Robbie Ross Jr., LHP  
29-Roenis Elias, LHP  
30-Chris Young, OF  
31-Brennan Boesch, OF\*  
32-Josh Rutledge, INF\*  
34-David Ortiz, DH/1B  
35-Steven Wright, RHP  
36-Junichi Tazawa, RHP  
37-Heath Hembree, RHP  
38-Rusney Castillo, OF  
39-Carson Smith, RHP  
41-Carlos Marmol, RHP\*  
43-Anthony Varvaro, RHP\*  
44-Chili Davis, Hitting Coach  
46-Craig Kimbrel, RHP  
47-Travis Shaw, 1B/3B  
48-Pablo Sandoval, 3B  
50-Mookie Betts, OF  
51-Edwin Escobar, LHP  
52-Eduardo Rodriguez, LHP  
53-John Farrell, Manager  
54-Carl Willis, Pitching Coach  
55-Brian Butterfield, Third Base Coach  
56-Joe Kelly, RHP  
57-Victor Rodriguez, Asst. Hitting Coach  
58-Dana LeVangie, Bullpen Coach  
59-Tommy Layne, LHP  
60-Henry Owens, LHP  
61-Brian Johnson, LHP  
62-Sean O'Sullivan, RHP\*  
64-Bryce Brentz, OF  
65-Ryan LaMarre, OF\*  
66-Noe Ramirez, RHP  
67-Brandon Workman, RHP  
68-Matt Barnes, RHP  
70-Chris Dominguez, 3B\*  
71-Ali Solis, C\*  
72-Roman Mendez, RHP\*  
73-Danny Rosenbaum, LHP\*  
74-Sam Travis, 1B\*  
75-William Cuevas, RHP\*  
76-Williams Jerez, LHP  
77-Dan Butler, C\*  
78-Pat Light, RHP  
79-Marco Hernandez, INF  
80-Sean Coyle, INF  
81-Kyle Martin, RHP\*

## Alphabetical

20-Ruben Amaro Jr., First Base Coach  
68-Matt Barnes, RHP  
50-Mookie Betts, OF  
31-Brennan Boesch, OF\*  
2-Xander Bogaerts, SS  
64-Bryce Brentz, OF  
25-Jackie Bradley Jr., OF  
11-Clay Buchholz, RHP  
77-Dan Butler, C\*  
55-Brian Butterfield, Third Base Coach  
38-Rusney Castillo, OF  
80-Sean Coyle, INF  
5-Allen Craig, OF\*  
75-William Cuevas, RHP\*  
44-Chili Davis, Hitting Coach  
70-Chris Dominguez, 3B\*  
29-Roenis Elias, LHP  
51-Edwin Escobar, LHP  
53-John Farrell, Manager  
10-Ryan Hanigan, C  
37-Heath Hembree, RHP  
79-Marco Hernandez, INF  
12-Brock Holt, INF/OF  
76-Williams Jerez, LHP  
61-Brian Johnson, LHP  
56-Joe Kelly, RHP  
46-Craig Kimbrel, RHP  
65-Ryan LaMarre, OF\*  
59-Tommy Layne, LHP  
3-Sandy Leon, C\*  
58-Dana LeVangie, Bullpen Coach  
78-Pat Light, RHP  
17-Torey Lovullo, Bench Coach  
41-Carlos Marmol, RHP\*  
16-Deven Marrero, INF  
81-Kyle Martin, RHP\*  
72-Roman Mendez, RHP\*  
34-David Ortiz, DH/1B  
62-Sean O'Sullivan, RHP\*  
60-Henry Owens, LHP  
15-Dustin Pedroia, 2B  
22-Rick Porcello, RHP  
24-David Price, LHP  
13-Hanley Ramirez, 1B  
66-Noe Ramirez, RHP  
52-Eduardo Rodriguez, LHP  
57-Victor Rodriguez, Asst. Hitting Coach  
73-Danny Rosenbaum, LHP\*  
28-Robbie Ross Jr., LHP  
32-Josh Rutledge, INF\*  
48-Pablo Sandoval, 3B  
47-Travis Shaw, 1B/3B  
39-Carson Smith, RHP  
71-Ali Solis, C\*  
23-Blake Swihart, C  
36-Junichi Tazawa, RHP  
74-Sam Travis, 1B\*  
19-Koji Uehara, RHP  
43-Anthony Varvaro, RHP\*  
7-Christian Vazquez, C  
54-Carl Willis, Pitching Coach  
67-Brandon Workman, RHP  
35-Steven Wright, RHP  
30-Chris Young, OF

## By Position

### Coaching Staff

53-John Farrell, Manager  
17-Torey Lovullo, Bench Coach  
20-Ruben Amaro Jr., First Base Coach  
44-Chili Davis, Hitting Coach  
54-Carl Willis, Pitching Coach  
55-Brian Butterfield, Third Base Coach  
57-Victor Rodriguez, Asst. Hitting Coach  
58-Dana LeVangie, Bullpen Coach

### Pitchers (22+3 NRI)

11-Clay Buchholz, RHP  
19-Koji Uehara, RHP  
22-Rick Porcello, RHP  
24-David Price, LHP  
28-Robbie Ross Jr., LHP  
29-Roenis Elias, LHP  
35-Steven Wright, RHP  
36-Junichi Tazawa, RHP  
37-Heath Hembree, RHP  
39-Carson Smith, RHP  
41-Carlos Marmol, RHP\*  
43-Anthony Varvaro, RHP\*  
46-Craig Kimbrel, RHP  
51-Edwin Escobar, LHP  
52-Eduardo Rodriguez, LHP  
56-Joe Kelly, RHP  
59-Tommy Layne, LHP  
60-Henry Owens, LHP  
61-Brian Johnson, LHP  
62-Sean O'Sullivan, RHP\*  
66-Noe Ramirez, RHP  
67-Brandon Workman, RHP  
68-Matt Barnes, RHP  
72-Roman Mendez, RHP\*  
73-Danny Rosenbaum, LHP\*  
75-William Cuevas, RHP\*  
76-Williams Jerez, LHP\*  
78-Pat Light, RHP  
81-Kyle Martin, RHP\*

### Catchers (3+3 NRI)

3-Sandy Leon\*  
7-Christian Vazquez  
10-Ryan Hanigan  
23-Blake Swihart  
71-Ali Solis\*  
77-Dan Butler\*

### Infielders (10+3 NRI)

2-Xander Bogaerts  
12-Brock Holt  
13-Hanley Ramirez  
15-Dustin Pedroia  
16-Deven Marrero  
32-Josh Rutledge\*  
34-David Ortiz  
47-Travis Shaw  
48-Pablo Sandoval  
70-Chris Dominguez\*  
74-Sam Travis\*  
79-Marco Hernandez  
80-Sean Coyle

### Outfielders (5+3 NRI)

5-Allen Craig\*  
25-Jackie Bradley Jr.  
30-Chris Young  
31-Brennan Boesch\*  
38-Rusney Castillo  
50-Mookie Betts  
64-Bryce Brentz  
65-Ryan LaMarre\*

\* - Non-Roster Invitee

# Pronunciation Guide

**Ruben Amaro** (ah-MAR-o) Jr.

**Brennan Boesch** (BOSH)

**Xander Bogaerts** (BOH-gahrts)

**Clay Buchholz** (BUK-holtz)

**Rusney** (roos-NAY) **Castillo**

**William Cuevas** (QUAY-vas)

**Roenis** (roh-EN-ees) **Elias** (eh-LEE-us)

**Ryan Hanigan** (HAN-i-gan)

**Williams Jerez** (her-EZZ)

**Craig Kimbrel** (KIM-brehl)

**Ryan LaMarre** (la-MAR)

**Sandy Leon** (lay-OHN)

**Torey Lovullo** (luh-VEL-oh)

**Carlos Marmol** (MAR-mohl)

**Deven Marrero** (muh-RAIR-oh)

**Roman** (roh-MAHN) **Mendez**

**Dustin Pedroia** (puh-DROY-uh)

**Rick Porcello** (poer-SEHL-oh)

**Noe** (no-EH) **Ramirez**

**Daniel Rosenbaum** (ROW-zen-balm)

**Pablo Sandoval** (san-doh-VAHL)

**Ali** (ah-LEE) **Solis** (soh-LEES)

**Blake Swihart** (SWY-hart)

**Junichi Tazawa** (tah-ZAH-wah)

**Koji Uehara** (oo-uh-HAH-rah)

**Anthony Varvaro** (vahr-VAHR-oh)

**Christian Vazquez** (VAZ-kehzh)





**2015 in Review**

# 2015 Season Recap & Highlights

## Standings and Record

**IN THE STANDINGS:** Despite climbing out of 5th place for much of the final week of the season, Boston ended the year in last place...The Red Sox finished 15.0 games behind the division-winning Blue Jays, the team's smallest ever deficit for a last-place campaign...They stood a season-high 15.5 games back on 9/18.

🔴 The Sox ended the year in last place for the 3rd time in 4 years, all with the exception of their 1st-place finish en route to the 2013 World Series title...Boston has finished in last place in back-to-back seasons for the first time since 6 straight years in the cellar from 1925-30.

**ON THE RECORD:** Boston went 78-84 (.481), winning 7 more games than in 2014 (71-91)...The Sox finished with a sub-.500 record for a 2nd straight season, something that hadn't happened since a 3-year stretch from 1992-94.

**FIRST AMONG LAST:** The Sox finished last in the AL East with a .481 win pct....It marked the best record while finishing last in a division larger than 4 teams since the 2005 NL East (all 5 teams at least .500), best in the AL since 1991 (Angels finished .500 but 7th of 7 in the West Division), and best in the AL East since 1982 (Indians and Blue Jays both .481 at bottom of 7-team division).

**SERIES MATTERS:** Despite finishing 6 games under .500, the Sox posted a 25-21-6 record in series play...Boston went 30-22 (.577) in the first game of a series...In the AL, only the Blue Jays won more series openers (31).

**SEASON STREAKS:** Boston was the last AL team to win 5 straight games when they posted a season-long 6-game win streak from 9/25-30...The club lost a season-high 8 in a row from 7/12-23, including 7 straight losses out of the All-Star break in which they scored just 13 runs and fell from 7.5 GB to 12.0 GB in the division.

**LONGEST GAME:** In the 4th game of the year on 4/10, Boston won a 6-5 decision in the Bronx in 19 innings that ended at 2:13 a.m....The 6-hour, 49-minute game set a new record as the longest in Red Sox history (prev. 6:35 on 8/25/2001 at TEX)...Boston took the next day's afternoon contest, a 1:05 p.m. start, 8-4.

## In-Season Changes

**DOMBROWSKI ABOARD:** On 8/18, David Dombrowski was hired as President of Baseball Operations...Ben Cherington declined the opportunity to continue as GM...On 9/24, Mike Hazen was named Senior Vice President/GM.

**FARRELL UNDERGOES TREATMENT:** John Farrell announced on 8/14 that he was diagnosed with stage 1 non-Hodgkin's Burkitt lymphoma...Bench Coach Torey Lovullo served as interim manager from that point forward, while Farrell was on medical leave...In addition, Bullpen Coach Dana LeVangie took over as interim bench coach and Triple-A Pawtucket Pitching Coach Bob Kipper joined the team as interim bullpen coach.

🔴 On 10/4 it was announced that Farrell would return as manager and Lovullo would return as bench coach for the 2016 season...Lovullo waived the right to pursue managerial openings in the 2015-16 offseason.

**WILLIS JOINS STAFF:** On 5/7, Juan Nieves was relieved of his duties as major league pitching coach...On 5/9, it was announced that Carl Willis would take over...His tenure began the next day.

## Turning It Around

**THE TURNAROUND:** The Red Sox went 34-26 (.567) from 7/30 through the end of the season, 4th best in the AL, after posting an AL-worst 44-58 (.431) record prior to that point (T-3rd worst in MLB)...From 7/30 through the end of the season, the Sox offense led MLB in AVG (.282) and ranked 2nd in runs per game (5.5)...From 8/18 on, the Sox went 26-18 (.591), trailing only the Blue Jays (.651, 28-15) and Rangers (.622, 28-17) in the AL.

### BEST AL RECORD BEGINNING AUGUST 18

RK	TEAM	W-L	PCT.
1.	Blue Jays	28-15	.651
2.	Rangers	28-17	.622
T-3.	<b>Red Sox</b>	<b>26-18</b>	<b>.591</b>
T-3.	Indians	26-18	.591
T-5.	2 teams	24-20	.545

### BEST AL RECORD BEGINNING JULY 30

RK	TEAM	W-L	PCT.
1.	Blue Jays	42-18	.700
2.	Rangers	40-22	.645
3.	Indians	35-26	.574
4.	<b>Red Sox</b>	<b>34-26</b>	<b>.567</b>
5.	Royals	34-28	.548

**FINISHING STRONG:** Despite losing their last 4 games, Boston's 17-12 record (.586) from 9/4 through the end of the season ranked tied for 3rd best in the AL, trailing only the Angels (.621, 18-11) and Rangers (.600, 18-12).

**MONTH BY MONTH:** After a 12-10 April, the Sox went an AL-worst 10-19 in May, falling into 5th place...The Sox' May average of 2.83 runs per game was their lowest in any single month since April 1964 (2.67)...At 22-29 (.431), Boston entered June with its worst record since starting 22-29 in 1997...After a 14-14 (.500) June and a 10-15 (.400) July, the club was over .500 in August (.556, 15-12) and September/October (.548, 17-14).

**PLUS/MINUS:** From 8/14 through the end of the season, Boston posted the 2nd-best run differential in MLB at +70, with 266 runs scored (2nd in MLB) and 196 runs allowed...Only Toronto ranked higher in that time (+81).

## 2015 Season Recap & Highlights, Continued

### Season Breakdown

**HOME IMPROVEMENT:** With 18 wins in their last 29 games at Fenway, the Sox finished the year at 43-38 (.531) at home, T-8th in the AL and 9 wins better than 2014 (34-47)...Boston ended the year a season-high 5 games over .500 at home, their highest point in any season since concluding 2013 with a 53-28 record at home.

- 👉 Boston threw 5 shutouts at home in 2015, including each of their last 3 games on Yawkey Way from 9/25-27 vs. BAL...Elias says the Red Sox became the 3rd team in ML history to shut out their opponent in each of their last 3 or more home games of a season, along with the 1976 Pirates (last 3 games) at Three Rivers Stadium and the 1995 Orioles (last 4 games) at Camden Yards.

**ON THE ROAD:** The Red Sox' 35-46 (.432) record on the road marked a 2-game slide compared to 2014 (37-44)...The .432 win pct. in away games matched 2012 (also 35-46) for Boston's worst mark since 1992 (.358, 29-52)...The team has finished under .500 on the road in 3 of the last 4 years (all but 2013).

- 👉 The club lost its first 8 road games following the All-Star break to fall to 20-32 on the road...After that point, Boston won 15 of its final 29 games away from Fenway Park despite dropping their last 4.

**INTERLEAGUE INTRIGUE:** Boston went 13-7 (.650) against NL teams compared to 65-77 (.458) against the AL...In MLB, only Houston (.800, 16-4) and Tampa (.700, 14-6) posted better Interleague marks than the Sox.

- 👉 The Red Sox have at least a .500 record against the NL in 12 of 13 years since 2003, the only exception being 2014 (9-11)...Boston owns MLB's top Interleague record since 2003 (.633, 152-88) and has the 2nd-best all-time record in Interleague play at 197-146 (.574), trailing only the Yankees (.594, 203-139).

**EASTERN WOES:** The Red Sox went 35-41 (.461) against the AL East compared to 43-43 (.500) against all other opponents...After starting the year 10-22 against divisional rivals, Boston led the AL East with 25 wins against divisional opponents beginning on 6/24 (.568, 25-19).

### Youth on the Field

**YOUNG BOGEY AND BETTS:** Mookie Betts and Xander Bogaerts, born within a week of each other from 10/1-7/92, led the Red Sox in starts (Bogaerts, 154; Betts, 141)...From 5/19 on, Bogaerts (.335) and Betts (.315) ranked 1 and 2 in the AL in AVG...Betts was the 1st ever AL player to record as many as 42 2B, 18 HR, and 21 SB in a season at 22 or younger, while Bogaerts ranked 3rd in MLB with 196 hits, most by a Red Sox in an age-22 season or younger.

- 👉 Betts and Bogaerts were the 1st ML teammates to each hit at least .290 in an age-22 season or younger and qualify for the batting title since Ted Williams and Bobby Doerr for the 1940 Red Sox...They were the 1st Red Sox teammates, both in their age-22 season or younger, to each total at least 174 hits in a season.
- 👉 Betts and Bogaerts were just the 3rd pair of Red Sox to each appear in at least 145 games of the same season before turning 23...The others were Tony Conigliaro and George Scott in 1966, and Jim Tabor and Ted Williams in 1939...This had not been accomplished by any ML team since the 2005 Mets (Jose Reyes, David Wright) and had last happened in the AL for the 2003 Devil Rays (Rocco Baldelli, Carl Crawford).

**YOUTH UP THE MIDDLE:** With Betts (133 games in CF, all at age 22) and Bogaerts (152 games at SS at age 22), the 2015 Red Sox became the first ever AL team to feature at least 130 games at both CF and SS by players not yet 23 years old...The only other major league team with players that young making at least 130 appearances at those two positions was the 1949 Phillies (CF Richie Ashburn, SS Granny Hamner).

- 👉 With 23-year-old Blake Swihart (83 G at C), Boston became the 1st team since the 1974 Brewers (C Darrell Porter, CF Bob Coluccio, SS Robin Yount) with a C, SS, and CF who all played at least 75 games at those up-the-middle positions before turning 24.

**STARTING YOUNG:** Between Eduardo Rodriguez (21 starts) and Henry Owens (11 starts), the Red Sox had an AL-high 32 games started by pitchers 23 years old or younger, the club's most since 1986, when 40 starts were made by Rogers Clemens (21 starts), Jeff Sellers (13 starts), and Rob Woodward (6 starts).

- 👉 This was the 1st Red Sox team with as many as 32 starts by LHP age 23 or younger since 1951 (60 starts).

**ROOKIE STARTS:** Boston had 44 of its games started by rookie pitchers, passing 2007 (43) to match the 1984 and 1972 squads for the most by any Red Sox team since the 1969 squad featured 51 starts by a rookie pitcher.

- 👉 The Sox had 3 different rookies (Henry Owens, Eduardo Rodriguez, and Steven Wright) each make at least 3 starts for the first time since 1977 (Don Aase, Mike Paxton, and Bob Stanley).
- 👉 33 of Boston's 44 starts by rookie pitchers were thrown by left-handers, more than any other year in team history (previous mark was 31 starts by rookie lefties in 1949).

**HOMEGROWN TALENT:** The 2015 Red Sox received major league contributions from all 4 of their first-round selections from the 2011 June Draft: Matt Barnes (19th overall), Blake Swihart (26th), Henry Owens (36th), and Jackie Bradley Jr. (40th)...Including Noe Ramirez (4th round), Mookie Betts (5th) and Travis Shaw (9th), Boston was the only team in 2015 featuring at least 7 players from its 2011 draft class.

## 2015 Season Recap & Highlights, Continued

### Batting

**BACK ON TRACK:** The Red Sox scored 748 runs and 4.62 runs per game in 2015, 4th most in the majors after the Blue Jays, Yankees, and Rangers...Boston scored 114 more runs than the team's 2014 total (634).

- On the year, the Red Sox ranked 4th in the AL in AVG (.265), up from 3rd-worst in 2014 (.244)...Their 488 extra-base hits were 63 more than the previous year (425), the club's largest increase since improving by 91 from 2002 (558) to 2003 (649)...That included 38 more homers in 2015 (161) than 2014 (123).

**AUGUST BRINGS OFFENSE:** From April through July, Boston ranked T-10th in the AL with 4.15 runs scored per game and had the AL's 3rd-fewest extra-base hits (277)...But from August through the end of the season, the Red Sox led the majors with a .281 AVG and 580 hits, ranked 2nd in MLB with 5.45 runs per game (TOR, 5.88), and topped the AL with 211 extra-base hits and 133 doubles.

- 7 Red Sox hit at least .300 in August (min. 50 PA): Swihart (.373), Bradley (.354), Ortiz (.352), Castillo (.338), Bogaerts (.324), Betts (.314), Shaw (.310)...It was the club's most hitters with a .300 AVG or better in a month since May 1999 (8): Daubach, Garciaparra, Lewis, Jefferson, Nixon, Offerman, O'Leary, Valentin.

**OFFENSIVE OUTBURST:** On 8/14, the Red Sox recorded 26 hits in a 22-10 win over Felix Hernandez and the Mariners at Fenway Park...It marked Boston's most runs in a game since 6/27/03 vs. FLA (25) and most hits since 5/28/05 at NYY (27)...Boston's 60 hits against Seattle from 8/14-16 were the most for any ML team in a 3-game series since the 1950 Red Sox had 62 hits against the St. Louis Browns from 6/7-9 at Fenway Park...The Sox' 45 runs were their most in a 3-game set since the 2003 Sox scored 45 against the Marlins from 6/27-29.

- From 8/14 through the end of the season, 5 Red Sox ranked among the top 25 AL batters in total bases: Betts (3rd, 112), Ortiz (T-7th, 99), Shaw (T-13th, 92), Bradley (T-19th, 88), Bogaerts (22nd, 86).

**PATIENCE CONTINUED:** Boston batters saw 24,657 pitches in 2015, leading MLB for a 2nd straight year...The team's 3.95 pitches per PA was the highest rate for any AL team, 2nd in the majors to the Cubs (3.97)...Among qualifiers, Brock Holt (4.09), David Ortiz (4.05), and Mookie Betts (4.01) all averaged at least 4 pitches per PA.

- For a 2nd consecutive year, the Red Sox topped the majors in 2-strike hits (610)...As far back as records exist (since 1988), the only MLB team with more hits in 2-strike counts was the 2013 Red Sox (613).
- The Red Sox were among the hardest teams to strike out, fanning just once every 5.43 PA (3rd lowest in AL)... Boston took the first pitch 76.8% of the time, the highest rate in MLB.

**BEATING THE BEST:** Pitchers who finished the year among the top 15 in the AL in ERA went a combined 10-12 (.455) with a 4.18 ERA (81 ER/174.1 IP) against the Red Sox compared to 183-133 (.579) with a 3.13 ERA (983 ER/2,831.0 IP) against all other opponents.

- Boston handed losses to Sonny Gray (3rd in AL in ERA), Scott Kazmir (4th), Marco Estrada (5th), Chris Archer twice (6th), Wei-Yin Chen twice (7th), Chris Sale (10th), Yovanni Gallardo (11th), Corey Kluber (13th), and Felix Hernandez twice (14th), as well as NYM's Jacob deGrom (4th in NL) and ATL's Shelby Miller (11th in NL).
- The Red Sox went 9-6 when opposing a former Cy Young Award winner, having faced Justin Verlander (2-0), Felix Hernandez (2-0), Corey Kluber (1-1), R.A. Dickey (4-2), and CC Sabathia (0-3)...Those pitchers were a combined 2-7 with a 4.38 ERA (44 ER/90.1 IP) in 15 starts against Boston this season.

**QUICK HITS:** The Red Sox saw only 67 opponents toss a quality start, 2nd fewest in the majors to Toronto's 62.

- The Red Sox recorded 33 triples, the team's most since 2011 (35)...Those 33 triples accounted for 6.8% of the team's 488 extra-base hits, the club's highest percentage of triples as XBH since 1999 (7.6%).
- The Sox hit .261 with a ML-best .788 OPS with 2 out and RISP...Their .353 2-out OBP ranked well ahead of the next-highest team in 2-out OBP (KC, .340).
- In day games, Boston led the majors with a .286 AVG and scored 5.4 runs per game, 2nd in MLB only to the Blue Jays (5.6)...3 Red Sox ranked among the AL's top 8 in AVG during the day (min. 100 PA): Dustin Pedroia (1st, .368), Brock Holt (6th, .340), and Xander Bogaerts (8th, .335).
- The Red Sox hit an AL-best .290 at home, 2nd in the majors to Colorado (.302) and the club's best mark since 2011 (.296)...Xander Bogaerts hit .347 at Fenway Park, and his 109 hits at home led the majors.
- Mookie Betts (117 G), Dustin Pedroia (25), Brock Holt (18), Rusney Castillo (1), and Alejandro De Aza (1) hit leadoff in the Red Sox lineup...The Sox hit a combined .298/.345/.478 from the first spot in the batting order, pacing MLB with 112 runs, 95 RBI, 334 total bases, and an .823 OPS.
- The Red Sox offense scored a major league-leading 82 unearned runs...The club saw 73 batters reach base via opposing team's defensive errors, also most in MLB.

### 2015 MAJOR LEAGUE LEADERS IN RUNS SCORED & RUNS/GAME

Only three active players have more career walks than strikeouts (min. 1,500 PA):

RK	TEAM	R	R/G
1.	Blue Jays	891	5.50
2.	Yankees	764	4.72
3.	Rangers	751	4.64
4.	<b>Red Sox</b>	<b>748</b>	<b>4.62</b>
5.	Rockies	737	4.55

## 2015 Season Recap & Highlights, Continued

**ON THE BASES:** Boston finished 9th in the AL with 71 SB in 98 attempts (72.4%)...According to Elias, Boston's 12 successful SB conversions to begin the year were the club's most since CS began being tracked in 1920.

- 🔴 Mookie Betts led the team with 21 SB, T-10th in the AL and the club's most since 2013 (Jacoby Ellsbury, 52 SB)...Since 1915, the only other Red Sox with at least 21 SB in an age-22 season or younger was Ellis Burks in 1987 (27 SB).

**BROCK STAR:** Brock Holt was the only Red Sox to earn All-Star honors in 2015, selected as an infielder by AL manager Ned Yost...The first-time All-Star was the only AL player to appear defensively at every position other than pitcher and catcher all year, making starts at all 7 of those spots for a 2nd straight season...The Red Sox went 63-53 (.543) in his 116 starts compared to 15-31 (.326) when he was not in the starting lineup.

- 🔴 Holt became the first player ever to be named an All-Star after appearing at 1B, 2B, 3B, SS, LF, CF, and RF prior to the All-Star break.

**500RTIZ:** David Ortiz hit a team-high 37 homers, 9th in the AL and most by a Red Sox since he set a club record with 54 HR in 2006...On 9/12 at TB, he hit career homers number 499 and 500 to become the 27th member of the 500-HR club...4 different players have now hit their 500th homer as a Red Sox, more than any other team (all on the road)...Ortiz joined Jimmie Foxx on 9/24/40, Ted Williams on 6/17/60, and Manny Ramirez on 5/31/08.

- 🔴 Ortiz set Red Sox records with his 9th career 30-HR season (Ted Williams had 8) and his 6th career 35-HR campaign (Jimmie Foxx, Manny Ramirez, and Williams each had 5)...With a team-leading 108 RBI (5th in AL), it also marked his 6th season with 30 HR and 100 RBI...He joined Babe Ruth (12 with NYY) and Lou Gehrig (10 with NYY) as the only players with 6 different 30-HR/100-RBI seasons for a single AL team.

### Pitching

**RANKINGS:** Boston finished 14th out of 15 AL teams with a 4.31 ERA, up from 4.01 in 2014...The Sox recorded 1,218 SO, 9th in the AL and 5 more than 2014 (1,213)...Carl Willis guided Boston to a 4.15 ERA after joining the team as pitching coach on 5/10...They had a 4.86 ERA when Juan Nieves was relieved of his duties on 5/7.

**STARTERS:** Boston starters posted a 4.39 ERA, 13th in the AL, but ranked 4th in the AL with a 3.58 ERA from August on after posting an AL-worst 4.89 starters ERA over the first 4 months of the season...Beginning in August, Sox starters were 2nd in the AL in SO/BB ratio (3.12) and 3rd in innings pitched (362.0).

- 🔴 Starters gave up 3 ER or less in 34 of Boston's final 44 games beginning on 8/18 (78%)...In that time, Boston led the AL with a 3.12 starters ERA, 2nd best in the majors behind only the Cubs (3.10).

**LEANING LEFT:** Boston had 12 different pitchers each make at least 1 start, tied for the AL lead and the team's most since 2006 (14)...Boston had 6 different left-handed pitchers each make at least 1 start (Miley, Rodriguez, Owens, Hill, Breslow, Johnson) for just the 2nd time in club history...7 lefties started in 1934: Lefty Grove, George Hockette, Spike Merena, Fritz Ostermueller, Herb Pennock, Rube Walberg, Bob Weiland.

**RELIEVERS:** The Sox bullpen went 19-24 (.442) with 40 saves...It matched the 2010 team for their fewest wins in relief since 2002 (also 2010)...Sox relievers posted a 4.17 ERA, ahead of only 2 AL teams...297 of Boston's relief appearances included at least 1 strikeout, most in club history.

### Attendance

**PACK THE HOUSE:** The Red Sox sold out 34 of their 81 home games and welcomed 2,880,694 fans to Fenway Park...They placed 3rd in the AL in home attendance for a 2nd straight year, behind only the Yankees (3,193,795) and Angels (3,012,765)...This season was Boston's 21st in a row with at least 2 million in attendance, extending the longest streak in AL history according to research by David Kronheim.

- 🔴 Boston's road attendance of 2,613,343 was the highest in the AL, 4th-highest in the majors behind the Dodgers (2,796,585), Giants (2,763,811), and Cubs (2,753,766).

### On the Farm

**BACK-TO-BACK CHAMPS:** The Rookie-level Gulf Coast League Red Sox won a 2nd straight GCL title to become the first Red Sox minor league affiliate to win back-to-back league titles since Boston's Triple-A affiliate, the Toronto Maple Leafs of the International League, did it in 1965 and 1966.

**PLAYERS OF THE YEAR:** *Baseball America's* season-ending rankings placed Red Sox minor leaguers as the top prospects in 3 different leagues in 2015: INF Yoan Moncada in the Single-A South Atlantic League, OF Andrew Benintendi in the Short-A New York-Penn League, and RHP Anderson Espinoza in the Rookie-level Gulf Coast League...Espinoza was also named *Baseball America's* Rookie-level Pitcher of the Year.

# 2015 Statistical Summary

## 2015 Batting Statistics

PLAYER	AVG	G	AB	R	H	2B	3B	HR	RBI	SH	SF	HP	BB	SO	SB	CS	E	SLG	OBP
Betts,M	.291	145	597	92	174	42	8	18	77	3	6	2	46	82	21	6	5	.479	.341
Bianchi,J	.000	3	2	0	0	0	0	0	0	0	0	0	0	0	0	0	0	.000	.000
Bogaerts,X	.320	156	613	84	196	35	3	7	81	3	3	3	32	101	10	2	11	.421	.355
Bradley,J	.249	74	221	43	55	17	4	10	43	1	3	3	27	69	3	0	1	.498	.335
Buchholz,C	.000	18	6	0	0	0	0	0	0	0	0	0	0	2	0	0	2	.000	.000
*Castillo,R	.253	80	273	35	69	10	2	5	29	1	1	1	13	54	4	5	5	.359	.288
*Cecchini,G	.000	2	4	0	0	0	0	0	0	0	0	0	0	3	0	0	0	.000	.000
Craig,A	.152	36	79	6	12	1	0	1	3	0	0	2	7	26	0	0	0	.203	.239
De Aza,A	.261	90	264	39	69	13	6	7	32	2	1	4	19	70	5	3	1	.436	.319
Dos	.292	60	161	23	47	9	5	4	25	2	1	2	12	36	3	1	0	.484	.347
Hanigan,R	.247	54	174	28	43	8	0	2	16	1	1	4	20	39	0	0	3	.328	.337
Holt,B	.280	129	454	56	127	27	6	2	45	4	2	3	46	97	8	1	9	.379	.349
Jimenez,L	.000	1	1	0	0	0	0	0	0	0	0	0	0	0	0	0	0	.000	.000
Kelly,J	.200	25	5	0	1	0	0	0	1	0	0	0	0	2	0	0	4	.200	.200
Leon,S	.184	41	114	8	21	2	0	0	3	6	0	1	7	28	0	1	1	.202	.238
RIGHT	.059		34		2		0		0	1		2		0				.059	.059
LEFT	.238		80		19		2		0	2		4		0				.263	.307
*Marrero,D	.226	25	53	8	12	0	0	1	3	0	0	0	3	19	2	1	1	.283	.268
Masterson,J	.667	18	3	0	2	0	0	0	1	0	0	0	0	1	0	0	0	1.667	.667
Miley,W	.000	32	2	0	0	0	0	0	0	0	0	0	0	0	0	0	0	.000	.000
Napoli,M	.224	133	407	46	91	20	1	18	50	0	1	4	57	118	3	3	9	.410	.324
BOS	.207	98	329	37	68	18	1	13	40	0	1	3	45	99	3	1	6	.386	.307
Nava,D	.194	60	139	13	27	4	0	1	10	1	1	5	20	36	1	0	1	.245	.315
BOS	.152	29	66	6	10	2	0	0	7	1	1	2	8	17	0	0	0	.182	.260
Ortiz,D	.273	146	528	73	144	37	0	37	108	0	9	0	77	95	0	1	1	.553	.360
*Owens,H	.000	11	2	0	0	0	0	0	0	0	0	0	0	2	0	0	0	.000	.000
Pedroia,D	.291	93	381	46	111	19	1	12	42	1	3	2	38	51	2	2	6	.441	.356
Pedroia,C	.187	34	75	11	14	4	0	4	9	0	1	1	13	37	2	0	0	.400	.311
BOS	.200	4	5	1	1	0	0	0	0	0	0	0	1	1	0	0	0	.200	.333
Porcello,R	.000	28	2	0	0	0	0	0	0	0	0	0	0	2	0	0	0	.000	.000
Ramirez,H	.249	105	401	59	100	12	1	19	53	0	4	4	21	71	6	3	4	.426	.291
*Rodriguez,E	.000	21	2	0	0	0	0	0	0	1	0	0	0	2	0	0	0	.000	.000
Rutledge,J	.284	39	74	11	21	1	0	1	10	1	3	2	5	26	0	0	4	.338	.333
Sandoval,P	.245	126	470	43	115	25	1	10	47	1	2	7	25	73	0	0	15	.366	.292
RIGHT	.049		41		2		0		1		0	0	1	1				.049	.093
LEFT	.263		429		113		25		10		46	1	2	6				.396	.310
*Shaw,T	.270	65	226	31	61	10	0	13	36	0	2	2	18	57	0	1	3	.487	.327
*Swihart,B	.274	84	288	47	79	17	1	5	31	2	0	1	18	77	4	2	3	.392	.319
RIGHT	.225		80		18		3		1		6		2	0				.300	.303
LEFT	.293		208		61		14		1		4		25	0				.428	.326
Victorino,S	.230	71	178	19	41	4	2	1	7	3	2	5	16	32	7	0	2	.292	.308
BOS	.245	33	94	10	23	2	0	1	4	1	0	2	9	14	5	0	0	.298	.324
Weeks,J	.333	3	9	1	3	0	0	0	0	1	0	0	0	2	0	0	0	.333	.333
RIGHT	.667		3		2		0		0		1		0	0				.667	.667
LEFT	.167		6		1		0		0		0		0	2				.167	.167
*Wright,S	.000	16	1	0	0	0	0	0	0	0	0	0	0	0	0	0	0	.000	.000
<b>BOSTON</b>	<b>.265</b>	<b>162</b>	<b>5640</b>	<b>748</b>	<b>1495</b>	<b>294</b>	<b>33</b>	<b>161</b>	<b>706</b>	<b>30</b>	<b>42</b>	<b>46</b>	<b>478</b>	<b>1148</b>	<b>71</b>	<b>27</b>	<b>97</b>	<b>.415</b>	<b>.325</b>
<b>OPPONENTS</b>	<b>.264</b>	<b>162</b>	<b>5623</b>	<b>753</b>	<b>1486</b>	<b>299</b>	<b>32</b>	<b>178</b>	<b>714</b>	<b>23</b>	<b>37</b>	<b>62</b>	<b>478</b>	<b>1218</b>	<b>75</b>	<b>38</b>	<b>108</b>	<b>.424</b>	<b>.327</b>

## 2015 Pitching Statistics

PLAYER	W-L	ERA	G	GS	CG	SHO	SV	IP	H	R	ER	HR	HB	BB	SO	WP	BK	AVG
*Aro,J	0-1	6.97	6	0	0	0	0	10.1	15	8	8	2	0	4	8	0	0	.341
*Barnes,M	3-4	5.44	32	2	0	0	0	43.0	56	28	26	9	2	15	39	4	0	.311
Breslow,C	0-4	4.15	45	2	0	0	1	65.0	69	33	30	12	2	23	46	2	0	.279
Buchholz,C	7-7	3.26	18	18	1	0	0	113.1	114	48	41	6	5	23	107	3	0	.260
*Cook,R	0-2	18.69	9	0	0	0	0	8.2	20	19	18	4	0	7	6	1	0	.426
BOS	0-0	27.00	5	0	0	0	0	4.1	13	14	13	4	0	4	3	1	0	.481
*Hembree,H	2-0	3.55	22	0	0	0	0	25.1	25	10	10	5	0	9	15	1	0	.258
Hill,R	2-1	1.55	4	4	1	1	0	29.0	14	5	5	2	2	5	36	0	0	.141
*Hinojosa,D	0-0	0.00	1	0	0	0	0	1.2	0	0	0	0	1	3	2	0	0	.000
*Johnson,B	0-1	8.31	1	1	0	0	0	4.1	3	4	4	0	0	4	3	0	0	.214
Kelly,J	10-6	4.82	25	25	0	0	0	134.1	145	76	72	15	6	49	110	9	0	.276
Layne,T	2-1	3.97	64	0	0	0	1	47.2	41	22	21	3	2	27	45	1	0	.234
Machi,J	1-0	5.09	26	0	0	0	4	23.0	21	14	13	5	0	8	20	2	0	.236
Masterson,J	4-2	5.61	18	9	0	0	0	59.1	68	38	37	7	10	27	49	7	1	.289
# Mendez,R	0-1	5.27	15	0	0	0	0	13.2	14	8	8	2	1	8	10	0	0	.286
BOS	0-0	4.50	3	0	0	0	0	2.0	3	1	1	1	0	1	1	0	0	.375
Miley,W	11-11	4.46	32	32	1	0	0	193.2	201	98	96	17	4	64	147	10	1	.265
# Mujica,E	3-5	4.75	49	0	0	0	1	47.1	52	28	25	10	1	7	30	1	3	.284
BOS	1-1	4.61	11	0	0	0	0	13.2	15	7	7	3	1	3	8	0	2	.294
Ogando,A	3-1	3.99	64	0	0	0	0	65.1	59	29	29	12	3	28	53	1	2	.242
*Owens,H	4-4	4.57	11	11	0	0	0	63.0	62	35	32	7	3	24	50	4	1	.255
Porcello,R	9-15	4.92	28	28	0	0	0	172.0	196	103	94	25	10	38	149	12	1	.287
*Ramirez,N	0-1	4.15	17	0	0	0	0	13.0	13	12	6	3	2	7	13	1	0	.250
*Rodriguez,E	10-6	3.85	21	21	0	0	0	121.2	120	55	52	13	4	37	98	4	1	.255
Ross,R	0-2	3.86	54	0	0	0	0	60.2	59	28	26	7	3	20	53	1	0	.254
Tazawa,J	2-7	4.14	61	0	0	0	3	58.2	65	28	27	5	1	13	56	9	1	.280
Uehara,K	2-4	2.23	43	0	0	0	0	25	40	18	14	10	3	0	9	47	0	.188
Varvaro,A	0-1	4.09	9	0	0	0	0	11.0	14	5	5	0	0	6	8	1	0	.311
*Wright, S	5-4	4.09	16	9	0	0	0	72.2	67	38	33	12	1	27	52	2	0	.239
<b>BOSTON</b>	<b>78-84</b>	<b>4.31</b>	<b>162</b>	<b>162</b>	<b>3</b>	<b>10</b>	<b>40</b>	<b>1448.1</b>	<b>1486</b>	<b>753</b>	<b>694</b>	<b>178</b>	<b>62</b>	<b>478</b>	<b>1218</b>	<b>79</b>	<b>10</b>	<b>.264</b>
<b>OPPONENTS</b>	<b>84-78</b>	<b>4.14</b>	<b>162</b>	<b>162</b>	<b>1</b>	<b>9</b>	<b>44</b>	<b>1449.0</b>	<b>1496</b>	<b>748</b>	<b>666</b>	<b>161</b>	<b>46</b>	<b>478</b>	<b>1148</b>	<b>71</b>	<b>5</b>	<b>.265</b>

\*Rookie

2015  
in Review

# 2015 Statistical Summary, Continued

## 2015 Fielding Statistics

PLAYER	POS.	PCT.	G	GS	PO	A	E	TC	DP	TP
Betts,M	OF	.987	144	141	358	10	5	373	2	0
Bianchi,J	3B	1.000	2	0	0	2	0	2	0	0
	SS	1.000	1	0	1	1	0	2	1	0
Bogaerts,X	SS	.984	156	154	236	429	11	676	95	0
Bradley,J	OF	.994	73	66	159	4	1	164	2	0
*Castillo,R	OF	.969	75	67	152	6	5	163	0	0
*Cecchini,G	1B	1.000	1	0	4	1	0	5	1	0
Craig,A	1B	1.000	6	3	29	3	0	32	3	0
	OF	1.000	16	9	26	0	0	26	0	0
De Aza,A	OF	1.000	52	41	64	2	0	66	0	0
Hanigan,R	C	.993	53	51	411	25	3	439	4	0
Holt,B	1B	1.000	8	5	46	3	0	49	6	0
	2B	.981	58	49	67	137	4	208	32	0
	3B	.955	33	24	16	47	3	66	2	0
	SS	.950	11	7	11	27	2	40	7	0
	OF	1.000	35	30	67	1	0	68	0	0
Leon,S	C	.997	37	33	258	28	1	287	4	0
	3B	.000	1	0	0	0	0	0	0	0
*Marrero,D	2B	1.000	3	1	1	5	0	6	2	0
	3B	.955	13	10	3	18	1	22	4	0
	SS	1.000	6	1	3	6	0	9	2	0
Napoli,M	1B	.993	96	90	748	65	6	819	64	0
Nava,D	1B	1.000	6	5	47	1	0	48	6	0
	OF	1.000	21	13	30	1	0	31	1	0
Ortiz,D	1B	.982	9	9	51	5	1	57	2	0
Pedroia,D	2B	.986	92	92	165	272	6	443	61	0
Peguero,C	OF	1.000	4	1	5	0	0	5	0	0
Ramirez,H	3B	.000	1	0	0	0	0	0	0	0
	OF	.969	92	92	120	3	4	127	1	0
Rutledge,J	2B	.966	30	18	33	53	3	89	14	0
	3B	.875	5	1	1	6	1	8	0	0
Sandoval,P	3B	.949	123	122	78	200	15	293	19	0
*Shaw,T	1B	.993	55	50	419	36	3	458	50	0
	3B	1.000	8	5	5	14	0	19	0	0
	OF	.000	1	0	0	0	0	0	0	0
*Swihart,B	C	.995	83	78	570	39	3	612	4	0
Victorino,S	OF	1.000	32	26	57	1	0	58	1	0
Weeks,J	2B	1.000	3	2	6	7	0	13	2	0
<b>PITCHER</b>										
*Aro,J	P	1.000	6	0	1	0	0	1	0	0
*Barnes,M	P	1.000	32	2	4	3	0	7	0	0
*Hembree,H	P	1.000	22	0	0	1	0	1	0	0
*Hinojosa,D	P	.000	1	0	0	0	0	0	0	0
*Johnson,B	P	.000	1	1	0	0	0	0	0	0
*Owens,H	P	1.000	11	11	1	6	0	7	1	0
*Ramirez,N	P	1.000	17	0	2	0	0	2	0	0
*Rodriguez,E	P	.917	21	21	5	17	2	24	0	0
*Wright,S	P	.941	16	9	4	12	1	17	1	0
Breslow,C	P	.889	45	2	3	5	1	9	1	0
Buchholz,C	P	.882	18	18	9	6	2	17	0	0
Cook,R	P	.000	5	0	0	0	1	1	0	0
Hill,R	P	.750	4	4	1	2	1	4	0	0
Kelly,J	P	.915	25	25	20	23	4	47	1	0
Layne,T	P	1.000	64	0	5	7	0	12	0	0
Machi,J	P	1.000	26	0	2	3	0	5	0	0
Masterson,J	P	.933	18	9	6	8	1	15	1	0
Mendez,R	P	1.000	3	0	0	1	0	1	0	0
Miley,W	P	.974	32	32	7	30	1	38	1	0
Mujica,E	P	1.000	11	0	0	1	0	1	0	0
Ogando,A	P	.875	64	0	8	6	2	16	0	0
Porcello,R	P	.906	28	28	10	19	3	32	3	0
Ross,R	P	1.000	54	0	5	10	0	15	0	0
Tazawa,J	P	1.000	61	0	1	4	0	5	2	0
Uehara,K	P	1.000	43	0	2	2	0	4	0	0
Varvaro,A	P	1.000	9	0	2	1	0	3	0	0

2015  
in Review

\*Rookie

# 2015 Statistical Summary, Continued

## 2015 Batting Profile

	AVG	G	AB	R	H	2B	3B	HR	RBI	SH	SF	HP	BB	SO	SB	CS	E	SLG	OBP
<b>TOTALS</b>	.265	162	5640	748	1496	294	33	161	706	30	42	46	478	1148	71	27	81	.415	.325
<b>vs. LHP</b>	.272		1576	206	428	75	12	45	190	13	12	12	139	350	27	8		.420	.333
<b>vs.RHP</b>	.263		4064	542	1067	219	21	116	516	17	30	34	339	798	44	19		.412	.322
<b>HOME</b>	.290	81	2785	433	809	176	15	80	401	16	26	26	239	541	31	9	46	.451	.349
<b>ROAD</b>	.240	81	2855	315	686	118	18	81	305	14	16	20	239	607	40	18	35	.379	.302
<b>DAY</b>	.286	53	1873	287	535	109	15	57	265	11	20	10	161	380	35	8	25	.451	.342
<b>NIGHT</b>	.255	109	3767	461	960	185	18	104	441	19	22	36	317	768	36	19	56	.396	.317
<b>GRASS</b>	.268	143	4967	675	1331	268	26	141	637	28	37	43	425	1001	58	20	75	.418	.329
<b>TURF</b>	.244	19	673	73	164	26	7	20	69	2	5	3	53	147	13	7	6	.392	.300
<b>RUNNERS ON</b>	.274	162	2420	659	662	136	15	72	617	30	42	17	232	487	71	27		.431	.336
<b>NONE ON</b>	.259	162	3220	89	833	158	18	89	89	0	0	29	246	661	0	0		.402	.317
<b>RISP</b>	.271	162	1367	547	370	73	12	36	510	16	42	8	158	284	27	6		.421	.340
<b>RISP/2 OUTS</b>	.261	160	666	243	174	37	8	19	221	0	0	1	104	149	17	0		.426	.362
<b>INNINGS 1-6</b>	.275	162	3816	525	1051	226	23	113	500	15	30	29	297	715	40	20		.436	.330
<b>INNINGS 7+</b>	.243	161	1824	223	444	68	10	48	206	15	12	17	181	433	31	7		.371	.316
<b>DH</b>	.256	152	585	80	150	38	1	37	111	0	10	1	77	116	1	2		.515	.339
<b>vs AL</b>	.264	142	4950	637	1306	263	23	138	605	27	38	41	419	1001	59	25		.410	.324
<b>vs NL</b>	.274	20	690	111	189	31	10	23	101	3	4	5	59	147	12	2		.448	.334
<b>ATL</b>	.321	4	140	18	45	9	4	3	16	1	0	0	8	24	1	1	2	.507	.358
<b>BAL</b>	.236	19	632	86	149	29	0	18	76	5	3	8	66	142	3	2	9	.367	.315
<b>CLE</b>	.227	6	194	20	44	10	1	6	20	0	0	3	15	43	1	2	3	.381	.292
<b>CWS</b>	.273	7	242	34	66	13	0	6	31	0	2	6	15	57	3	2	2	.401	.328
<b>DET</b>	.305	6	223	34	68	8	2	5	34	3	1	1	16	37	0	0	0	.426	.353
<b>MIA</b>	.250	4	132	20	33	5	2	3	16	2	0	0	11	28	2	0	0	.386	.308
<b>HOU</b>	.271	6	210	28	57	15	0	4	27	2	1	1	22	38	1	1	4	.400	.342
<b>KC</b>	.332	7	256	44	85	25	5	7	41	3	1	2	17	38	2	1	7	.551	.377
<b>LAA</b>	.248	7	230	23	57	7	0	5	23	1	2	1	16	49	0	0	5	.343	.297
<b>MIN</b>	.242	7	231	18	56	9	0	5	16	1	0	0	8	32	5	1	4	.346	.268
<b>NYN</b>	.249	19	702	83	175	38	1	21	82	2	7	6	59	152	11	2	11	.396	.310
<b>NYM</b>	.229	3	109	13	25	5	1	5	13	0	1	0	5	34	4	0	2	.431	.261
<b>OAK</b>	.274	6	201	24	55	12	0	3	21	1	2	1	17	43	3	1	0	.378	.330
<b>PHI</b>	.270	6	204	38	55	9	2	8	36	0	2	0	27	42	2	1	3	.451	.352
<b>SEA</b>	.340	7	265	52	90	20	3	12	51	3	6	2	28	42	4	2	2	.574	.399
<b>TB</b>	.243	19	651	74	158	31	2	19	70	3	8	4	59	160	18	5	7	.384	.306
<b>TEX</b>	.264	7	239	18	63	12	1	5	17	0	1	3	23	43	5	1	9	.385	.335
<b>TOR</b>	.272	19	674	99	183	34	8	22	96	3	4	3	58	125	3	5	9	.444	.330
<b>WSH</b>	.295	3	105	22	31	3	1	4	20	0	1	5	8	19	3	0	2	.457	.370

2015  
in Review



## 2015 Statistical Summary, Continued

### 2015 Pitching Profile

	W-L	ERA	G	GS	CG	SHO	SV	IP	H	R	ER	HR	HB	BB	SO	WP	BK	AVG
<b>TOTALS</b>	78-84	4.34	162	162	3	1	40	1448.1	1486	753	698	178	62	478	1218	79	10	.264
<b>vs. LHB</b>	---	---	---	---	---	---	---	---	580	---	---	68	29	176	499	30	10	.254
<b>vs. RHB</b>	---	---	---	---	---	---	---	---	906	---	---	110	33	302	719	49	10	.271
<b>HOME</b>	43-38	4.30	81	81	3	1	20	736.0	755	383	352	87	36	219	631	35	8	.263
<b>ROAD</b>	35-46	4.37	81	81	0	0	20	712.1	731	370	346	91	26	259	587	44	2	.265
<b>DAY</b>	27-26	4.86	53	53	2	0	12	472.2	507	276	255	64	11	153	394	24	1	.272
<b>NIGHT</b>	51-58	4.09	109	109	1	1	28	975.2	979	477	443	114	51	325	824	55	9	.261
<b>GRASS</b>	W-L	ERA	G	GS	CG	SHO	SV	IP	H	R	ER	HR	HB	BB	SO	WP	BK	AVG
<b>TURF</b>	67-76	4.33	143	143	3	1	31	1280.0	1317	669	616	155	52	420	1061	67	10	.264
	11-8	4.38	19	19	0	0	9	168.1	169	84	82	23	10	58	157	12	0	.264
<b>vs AL</b>	W-L	ERA	G	GS	CG	SHO	SV	IP	H	R	ER	HR	HB	BB	SO	WP	BK	AVG
<b>vs NL</b>	65-77	4.37	142	142	2	1	33	1271	1314	667	617	169	56	414	1055	71	9	.266
	13-7	4.11	20	20	1	0	7	177.1	172	86	81	9	6	64	163	8	1	.250
<b>ATL</b>	W-L	ERA	G	GS	CG	SHO	SV	IP	H	R	ER	HR	HB	BB	SO	WP	BK	AVG
<b>BAL</b>	2-2	3.34	4	4	0	0	1	35.0	35	15	13	0	2	11	31	3	0	.255
<b>CLE</b>	8-11	3.98	19	19	1	1	2	167.1	174	79	74	16	4	46	149	7	2	.269
<b>CWS</b>	2-4	4.24	6	6	0	0	1	51.0	54	26	24	7	0	17	45	2	0	.271
<b>DET</b>	3-4	5.23	7	7	0	0	2	62.0	82	39	36	6	4	15	52	2	0	.317
<b>MIA</b>	4-2	2.62	6	6	0	0	1	55.0	45	18	16	7	1	18	50	4	0	.222
<b>HOU</b>	2-2	6.37	4	4	0	0	2	35.1	46	25	25	3	0	14	34	1	0	.313
<b>KC</b>	2-4	5.50	6	6	1	0	1	52.1	59	34	32	10	4	19	50	6	0	.281
<b>LAA</b>	4-3	3.63	7	7	0	0	1	62.0	66	29	25	7	5	14	32	4	2	.275
<b>MIN</b>	2-5	4.68	7	7	0	0	0	59.2	48	38	31	12	4	25	42	1	2	.215
<b>NYM</b>	2-5	3.75	7	7	0	0	1	60.0	55	28	25	6	1	15	43	2	0	.243
<b>OAK</b>	8-11	4.78	19	19	0	0	3	179.0	186	103	95	30	8	69	140	10	4	.268
<b>PHI</b>	2-1	3.00	3	3	0	0	2	27.0	24	10	9	0	0	17	18	1	0	.240
<b>SEA</b>	5-1	3.44	6	6	0	0	4	55.0	54	21	21	5	1	20	42	3	0	.254
<b>TB</b>	5-1	2.38	6	6	1	0	1	53.0	41	15	14	2	2	11	55	2	0	.207
<b>TOR</b>	4-3	4.18	7	7	0	0	2	64.2	63	31	30	13	0	18	61	3	0	.250
<b>WSH</b>	9-10	3.92	19	19	0	0	8	172.1	177	79	75	21	16	59	160	13	0	.267
	2-5	3.41	7	7	0	0	1	60.2	62	28	23	5	1	16	50	3	0	.261
	10-9	5.82	19	19	0	0	6	170.0	189	114	110	24	7	63	139	11	8	.284
	2-1	6.67	3	3	0	0	1	27.0	26	21	20	4	2	11	25	1	2	.245

2015  
in Review

# 2015 Statistical Summary, Continued

## 2015 Day-By-Day

GM	DATE	DAY	D/N	OPP.	SCORE	REC.	POS.	GA/GB	PITCHERS: W / L / SV	ATTEND.	H/R NO.	H/R TOTAL
	6-Apr	Mon	D	at PHI	W8-0	1-0	T-1st	--	BUCHHOLZ(1-0)/Hamels (0-1)	45,549	1	45,549
	7-Apr	Tue	N	at PHI	1-1	1-0	T-2nd	-0.5	Off Day			
2	8-Apr	Wed	N	at PHI	L2-4	1-1	T-2nd	-0.5	Harang (1-0)/PORCELLO (0-1)/Papellon (1)	26,465	2	72,014
3	9-Apr	Thur	N	at PHI	W6-2	2-1	T-1st	--	MASTERSOHN (1-0)/Buchanan (0-1)	23,418	3	95,432
4	10-Apr	Fri	N	at NYY	W6-5 (19)	3-1	T-1st	--	WRIGHT (1-0)/Rogers (0-1)	41,292	4	136,724
5	11-Apr	Sat	D	at NYY	W8-4	4-1	1st	1.0	KELLY (1-0)/Warren (0-1)	46,678	5	183,402
6	12-Apr	Sun	N	at NYY	L4-14	4-2	T-1st	--	Tanaka (1-1)/BUCHHOLZ (1-1)	43,019	6	226,421
7	13-Apr	Mon	D	WAS	W9-4	5-2	1st	1.0	PORCELLO (1-1)/Zimmerman (1-1)	37,203	1	37,203
8	14-Apr	Tue	N	WAS	W8-7	6-2	1st	1.0	MUJICA (1-0)/Treinen (0-1)/UEHARA (1)	35,258	2	72,561
9	15-Apr	Wed	D	WAS	L5-10	6-3	1st	1.0	Gonzalez (1-1)/MILEY (0-1)	33,493	3	105,954
	16-Apr	Thur	N			6-3	1st	0.5	Off Day			
10	17-Apr	Fri	N	BAL	W3-2	7-3	1st	1.5	UEHARA (1-0)/Matusz (1-1)	34,341	4	140,295
11	18-Apr	Sat	D	BAL	L1-4	7-4	1st	1.0	Tillman (2-1)/BUCHHOLZ (1-2)/Britton (4)	37,655	5	177,550
12	19-Apr	Sun	D	BAL	L3-8	7-5	T-1st	--	Gonzalez (2-1)/PORCELLO (1-2)	37,761	6	215,711
13	20-Apr	Mon	D	BAL	W7-1 (7)	8-5	1st	1.0	MASTERSOHN (2-0)/Chen (0-1)	36,829	7	252,540
14	21-Apr	Tue	N	at TB	W1-0	9-5	1st	2.0	MILEY (1-1)/Archer (2-2)/UEHARA (2)	14,307	7	240,728
15	22-Apr	Wed	N	at TB	L5-7	9-6	1st	1.0	Boxberger (1-1)/MUJICA (1-1)/Geltz (1)	12,733	8	253,461
16	23-Apr	Thur	N	at TB	L1-2	9-7	T-1st	--	Boxberger (2-1)/VARVARO (0-1)	13,834	9	267,295
17	24-Apr	Fri	N	at BAL	W7-5	10-7	T-1st	--	OGANDO (1-0)/Matusz (0-2)/UEHARA (3)	37,359	10	304,654
18	25-Apr	Sat	N	at BAL	L4-5 (10)	10-8	T-1st	--	Matusz (1-2)/UEHARA (1-1)	36,757	11	341,411
19	26-Apr	Sun	D	at BAL	L7-18	10-9	3rd	-1.0	Norris (2-1)/MILEY (1-2)	43,802	12	385,213
20	27-Apr	Mon	N	TOR	W6-5	11-9	T-2nd	-1.0	UEHARA (2-1)/Castro (0-2)	34,739	8	387,279
21	28-Apr	Tue	N	TOR	L8-11	11-10	T-2nd	-2.0	Estrada (1-0)/BUCHHOLZ (1-3)/Cecil (1)	33,920	9	321,199
22	29-Apr	Wed	N	TOR	W4-11	12-10	T-2nd	-1.0	PORCELLO (2-2)/Dickey (0-3)/UEHARA (4)	34,220	10	355,419
	30-Apr	Thur	N			12-10	T-2nd	-1.0	Off Day			
23	1-May	Fri	N	NYN	L2-3	12-11	3rd	-2.0	Rogers (1-1)/TAZAWA (0-1)/Miller (9)	35,444	11	390,863
24	2-May	Sat	D	NYN	L2-4	12-12	T-3rd	-3.0	Evoldi (2-0)/KELLY (1-3)/Betanc (1)	36,611	12	427,474
25	3-May	Sun	N	NYN	L5-8	12-13	4th	-4.0	Warren (2-1)/KELLY (1-1)/Miller (20)	33,198	13	460,672
26	4-May	Mon	N	TB	L1-5	12-14	5th	-4.0	Odorizzi (3-2)/BUCHHOLZ (1-4)	34,541	14	495,213
27	5-May	Tue	N	TB	W2-0	13-14	4th	-4.0	PORCELLO (3-2)/Smily (0-1)/UEHARA (5)	33,688	15	528,901
28	6-May	Wed	N	TB	L3-5	13-15	5th	-4.0	Colome (2-0)/MASTERSOHN (2-1)/Boxberger (7)	35,060	16	563,961
	7-May	Thur	N			13-15	4th	-4.5	Off Day			
29	8-May	Fri	N	at TOR	L 0-7	13-16	4th	-5.5	Sanchez (3-2)/MILEY (1-4)	30,430	13	415,643
30	9-May	Sat	D	at TOR	L 1-7	13-17	5th	-5.5	Hutchison (3-0)/KELLY (1-2)	42,917	14	458,560
31	10-May	Sun	D	at TOR	W6-3	14-17	4th	-5.5	BUCHHOLZ (2-4)/Dickey (1-4)/UEHARA (6)	42,419	15	500,979
32	11-May	Mon	N	at OAK	W5-4 (11)	15-17	4th	-5.5	BARNES (1-0)/Castro (0-1)	19,743	16	520,722
33	12-May	Tue	N	at OAK	L2-7	15-18	4th	-5.5	Pomeranz (2-3)/MASTERSOHN (2-2)	24,605	17	545,327
34	13-May	Wed	D	at OAK	W2-0	16-18	4th	-4.5	MILEY (2-4)/Gray (4-1)/UEHARA (7)	22,389	18	567,716
35	14-May	Thur	N	at SEA	W2-1	17-18	3rd	-3.5	BARNES (2-0)/Rodney (1-2)/UEHARA (8)	20,172	19	587,888
36	15-May	Fri	N	at SEA	L1-7	17-19	3rd	-3.5	Wilhelmsen (1-0)/LAYNE (0-1)	39,477	20	627,365
37	16-May	Sat	N	at SEA	W4-2	18-19	3rd	-3.5	PORCELLO (4-2)/Hernandez (6-1)/UEHARA (9)	45,055	21	672,420
38	17-May	Sun	D	at SEA	L0-5	18-20	3rd	-3.5	Paxton (2-0)/WRIGHT (1-1)	39,936	22	712,356
	18-May	Mon	N			18-20	3rd	-3.5	Off Day			
39	19-May	Tue	N	TEX	W4-3	19-20	3rd	-2.5	MILEY (3-4)/Gallardo (3-6)/UEHARA (10)	36,580	17	600,541
40	20-May	Wed	N	TEX	L1-2	19-21	3rd	-2.5	Klein (1-0)/KELLY (1-3)/Tolleson (1)	35,726	18	636,267
41	21-May	Thur	N	TEX	L1-3	19-22	4th	-3.5	Rodriguez (2-2)/BUCHHOLZ (2-5)/Tolleson (2)	34,945	19	671,212
42	22-May	Fri	N	LAA	L5-12	19-23	4th	-4.5	Richards (4-2)/PORCELLO (4-3)	36,150	20	707,362
43	23-May	Sat	N	LAA	W8-3	20-23	4th	-3.5	WRIGHT (2-1)/Wilson (2-3)	37,735	21	745,097
44	24-May	Sun	D	LAA	W6-1	21-23	3rd	-2.5	MILEY (4-4)/Santiago (3-3)	37,742	22	782,839
45	25-May	Mon	D	at MIN	L2-7	21-24	4th	-2.5	Nolasco (5-1)/KELLY (1-4)	29,472	23	741,828
46	26-May	Tue	N	at MIN	L1-2	21-25	5th	-3.0	Pelfrey (4-1)/BUCHHOLZ (2-6)/Perkins (17)	23,268	24	765,096
47	27-May	Wed	D	at MIN	L4-6	21-26	4th	-4.0	Hughes (4-4)/PORCELLO (4-4)/Perkins (18)	30,027	25	795,123
48	28-May	Thur	N	at TEX	W5-1	22-26	4th	-3.0	RODRIGUEZ (1-0)/Martinez (4-1)	34,085	26	829,208
49	29-May	Fri	N	at TEX	L4-7	22-27	5th	-3.0	Gallardo (5-6)/WRIGHT (2-2)/Tolleson (6)	38,176	27	867,384
50	30-May	Sat	N	at TEX	L0-8	22-28	5th	-4.0	Gonzalez (1-0)/MILEY (4-5)	42,831	28	910,215
51	31-May	Sun	D	at TEX	L3-4	22-29	5th	-4.0	Ohlendorf (1-0)/UEHARA (2-2)	32,848	29	943,063
	1-Jun	Mon	N	MIN		22-29	5th	-4.5	PPD (Rain)			
52	2-Jun	Tue	N	MIN	W1-0	23-29	4th	-4.5	BUCHHOLZ (3-6)/Pelfrey (4-2)/UEHARA (11)	32,622	23	815,461
53	3-Jun	Wed	D	MIN	W6-3	24-29	4th	-5.0	RODRIGUEZ (2-0)/Hughes (4-5)	31,704	24	847,165
54	4-Jun	Thur	N	MIN	L0-2	24-30	4th	-5.0	May (4-3)/PORCELLO (4-5)/Perkins (20)	32,291	25	880,456
55	4-Jun	Thur	D	MIN	L4-4	24-31	5th	-5.0	Thompson (1-1)/UEHARA (2-3)	33,615	26	914,071
56	5-Jun	Fri	N	OAK	W4-2	25-31	5th	-5.5	MILEY (5-5)/Kazmir (2-4)/UEHARA (12)	34,910	27	948,981
57	6-Jun	Sat	D	OAK	W4-2	26-31	4th	-5.5	KELLY (2-4)/Xavier (2-6)/UEHARA (13)	36,713	28	985,694
58	7-Jun	Sun	D	OAK	W7-4	27-31	4th	-5.5	WRIGHT (3-2)/Ciappard (0-3)/LAYNE (1)	36,913	29	1,022,607
	8-Jun	Mon	N			27-31	4th	-5.5	Off Day			
59	9-Jun	Tue	N	at BAL	L0-1	27-32	5th	-6.5	Roe (1-0)/BARNES (2-1)/Britton (16)	28,460	30	971,523
60	10-Jun	Wed	N	at BAL	L2-5	27-33	5th	-6.5	Chen (2-4)/PORCELLO (4-6)/O'Day (2)	22,201	31	993,724
61	11-Jun	Thur	N	at BAL	L5-6	27-34	5th	-7.0	Tillman (4-0)/MILEY (5-6)/Britton (17)	22,840	32	1,016,564
62	12-Jun	Fri	N	TOR	L10-13	27-35	5th	-7.0	Delabar (2-0)/WRIGHT (5-6)/Cecil (3)	37,750	30	1,060,182
63	13-Jun	Sat	D	TOR	L4-5 (11)	27-36	5th	-7.0	Loup (2-3)/BARNES (2-2)/Cecil (4)	37,158	31	1,097,340
64	14-Jun	Sun	D	TOR	L5-13	27-37	5th	-8.0	Estrada (4-3)/RODRIGUEZ (2-1)	36,296	32	1,133,636
65	15-Jun	Mon	N	ATL	L2-4	27-38	5th	-9.0	Perez (3-0)/PORCELLO (4-7)/Grilli (17)	34,439	33	1,168,075
66	16-Jun	Tue	D	ATL	W9-4	28-38	5th	-9.0	MILEY (6-6)/Teheran (4-3)	35,662	34	1,203,737
67	17-Jun	Wed	N	at ATL	L2-5	28-39	5th	-9.0	Masset (2-1)/TAZAWA (0-3)/Grilli (18)	28,982	33	1,045,546
68	18-Jun	Thur	N	at ATL	W5-2	29-39	5th	-9.0	BUCHHOLZ (4-6)/Miller (5-3)/UEHARA (14)	31,783	34	1,077,329
69	19-Jun	Fri	N	at KC	W7-3	30-39	5th	-9.0	RODRIGUEZ (2-1)/Pino (0-2)	38,190	35	1,115,519
70	20-Jun	Sat	N	at KC	L4-7	30-40	5th	-10.0	Volquez (7-4)/PORCELLO (4-8)/Holland (18)	39,115	36	1,154,634
71	21-Jun	Sun	D	at KC	W13-2	31-40	5th	-9.0	MILEY (7-6)/Young (6-3)	37,975	37	1,192,609
	22-Jun	Mon	N			31-40	5th	-8.5	Off Day			
72	23-Jun	Tue	N	BAL	L4-6	31-41	5th	-9.5	Jimenez (6-3)/KELLY (2-5)/Britton (20)	36,508	35	1,240,245
73	24-Jun	Wed	N	BAL	W5-1	32-41	5th	-8.5	BUCHHOLZ (5-8)/Norris (2-6)	37,762	36	1,278,007
74	25-Jun	Thur	D	BAL	L6-8	32-42	5th	-9.0	Gonzalez (6-4)/RODRIGUEZ (3-2)/Britton (21)	37,706	37	1,315,713
75	26-Jun	Fri	N	at TB	W4-3 (10)	33-42	5th	-8.0	OGANDO (2-0)/Geltz (1-3)/UEHARA (15)	17,508	38	1,210,117
76	27-Jun	Sat	D	at TB	L1-4	33-43	5th	-9.0	Andriese (3-2)/MILEY (7-7)/Boxberger (20)	23,876	39	1,233,993
77	28-Jun	Sun	D	at TB	W5-3	34-43	5th	-8.0	MASTERSOHN (3-2)/Archer (9-5)/UEHARA (16)	21,963	40	1,255,956
78	29-Jun	Mon	N	at TOR	W3-1	35-43	5th	-7.0	BUCHHOLZ (6-6)/Dickey (3-8)/UEHARA (17)	27,107	41	1,282,063
79	30-Jun	Tue	N	at TOR	W4-3	36-43	5th	-6.0	RODRIGUEZ (4-2)/Estrada (5-4)/UEHARA (18)	28,942	42	1,312,005
80	1-Jul	Wed	D	at TOR	L2-11	36-44	5th	-7.0	Buehrle (9-4)/PORCELLO (4-9)	45,392	43	1,357,397
81	2-Jul	Thur	N	at TOR	W12-6	37-44	5th	-6.0	MILEY (8-7)/Boyd (0-2)	29,758	44	1,387,155
82	3-Jul	Fri	N	HOU	L8-12 (10)	37-45	5th	-7.0	Hernandez (5-8)/RAMIREZ (0-1)	37,837	38	1,353,550

# 2015 Statistical Summary, Continued

## 2015 Day-By-Day

GM	DATE	DAY	D/N	OPP.	SCORE	REC.	POS.	GA/GB	PITCHERS: W / L / SV	ATTEND.	H/R NO.	H/R TOTAL
86	8-Jul	Wed	N	MIA	W6-3	41-45	5th	-5.0	PORCELLO (5-9)/KoeHLer (7-5)/UEHARA (21)37,009	42		1,500,606
	9-Jul	Thur	N			41-45	5th	-5.5	Off Day			
87	10-Jul	Fri	N	YYY	L1-5	41-46	5th	-6.5	Pineda (9-5)/BUCHHOLZ (7-7)	37,984	43	1,538,590
88	11-Jul	Sat	N	YYY	W5-3	42-46	5th	-5.5	RODRIGUEZ (5-2)/Nova (1-3)/UEHARA (22)	38,047	44	1,576,637
89	12-Jul	Sun	D	YYY	L6-8	42-47	5th	-6.5	Evoldi (9-2)/MILEY (8-8)	37,283	45	1,613,920
	13-Jul	Mon	N						ALL-STAR BREAK			
	14-Jul	Tue	N						ALL-STAR BREAK			
	15-Jul	Wed	N						ALL-STAR BREAK			
	16-Jul	Thur	N						ALL-STAR BREAK			
90	17-Jul	Fri	N	at LAA	L0-1	42-48	5th	-7.5	Smith (4-2)/UEHARA (2-4)	43,234	45	1,430,389
91	18-Jul	Sat	N	at LAA	L0-3	42-49	5th	-7.5	Richards (10-6)/PORCELLO (5-10)	43,631	46	1,474,020
	19-Jul	Sun	N	at LAA		42-49	5th	-8.0	PPD (Rain)			
92	20-Jul	Mon	D	at LAA	L1-11	42-50			Santiago (7-4)/RODRIGUEZ (5-3)	42,503	47	1,516,523
93			N	at LAA	L3-7	42-51	5th	-9.0	Heaney (4-0)/WRIGHT (3-3)/Smith (1)	38,042	48	1,554,565
94	21-Jul	Tue	N	at HOU	L3-8	42-52	5th	-10.0	Velasquez (1-1)/JOHNSON (0-1)	26,913	49	1,581,478
95	22-Jul	Wed	N	at HOU	L2-4	42-53	5th	-11.0	McHugh (11-5)/KELLY (2-6)/Gregerson (20)	31,104	50	1,612,582
96	23-Jul	Thur	N	at HOU	L4-5	42-54	5th	-12.0	Fields (3-1)/BRESLOW (0-1)	30,748	51	1,643,330
97	24-Jul	Fri	N	DET	W2-1 (11)	43-54	5th	-11.0	MASTERSON (4-2)/Hardy (3-2)	37,650	46	1,651,570
98	25-Jul	Sat	D	DET	L1-5	43-55	5th	-12.0	Simon (9-6)/WRIGHT (3-4)	37,256	47	1,688,826
99	26-Jul	Sun	D	DET	W11-1	44-55	5th	-12.0	RODRIGUEZ (6-3)/Greene (4-8)	35,582	48	1,724,408
100	27-Jul	Mon	N	CWS	L8-10	44-56	5th	-13.0	Albers (1-0)/ROSS (0-1)/Robertson (22)	37,401	49	1,761,809
101	28-Jul	Tue	N	CWS	L4-9	44-57	5th	-14.0	Samardzija (8-5)/MILEY (8-9)	38,063	50	1,799,872
102	29-Jul	Wed	N	CWS	L2-9	44-58	5th	-14.0	Quintana (6-9)/PORCELLO (5-11)	37,104	51	1,836,976
103	30-Jul	Thur	N	CWS	W8-4	45-58	5th	-13.0	WRIGHT (4-4)/Sale (9-6)	36,215	52	1,873,191
104	31-Jul	Fri	N	TB	W7-5	46-58	5th	-13.0	TAZAWA (2-3)/McGehee (0-1)/UEHARA (23)	36,715	53	1,909,906
105	1-Aug	Sat	D	TB	W11-7	47-58	5th	-12.0	KELLY (3-6)/Moore (1-3)/MACHI (1)	35,944	54	1,945,850
106	2-Aug	Sun	D	TB	L3-4	47-59	5th	-13.0	Geltz (2-4)/TAZAWA (2-6)/Boxberger (26)	35,699	55	1,981,549
	3-Aug	Mon	N			47-59	5th	-13.0	Off Day			
107	4-Aug	Tue	N	at NYY	L3-13	47-60	5th	-14.0	Tanaka (8-4)/OWENS (0-1)	48,522	52	1,691,852
108	5-Aug	Wed	N	at NYY	W2-1	48-60	5th	-13.0	WRIGHT (0-1)/Severino (0-1)/UEHARA (24)	47,489	53	1,739,341
109	6-Aug	Thur	N	at NYY	L1-2	48-61	5th	-14.0	Wilson (4-0)/RODRIGUEZ (6-4)/Miller (24)	48,608	54	1,787,949
110	7-Aug	Fri	N	at DET	W7-2	49-61	5th	-13.0	KELLY (4-6)/Norris (2-2)/UEHARA (25)	38,132	55	1,826,081
111	8-Aug	Sat	N	at DET	L6-7	49-62	5th	-13.0	Hardy (4-2)/TAZAWA (2-5)/Rondon (1)	42,098	56	1,868,179
112	9-Aug	Sun	D	at DET	W7-2	50-62	5th	-12.0	OWENS (1-1)/Verlander (1-5)	38,766	57	1,906,945
	10-Aug	Mon	N			50-62	5th	-12.0	Off Day			
113	11-Aug	Tue	N	at MIA	L4-5 (10)	50-63	5th	-12.0	Morris (4-3)/BRESLOW (0-2)	31,951	58	1,938,896
114	12-Aug	Wed	D	at MIA	L6-14	50-64	5th	-12.5	Barraclough (1-0)/RODRIGUEZ (6-5)	26,041	59	1,964,937
	13-Aug	Thur	N			50-64	5th	-13.0	Off Day			
115	14-Aug	Fri	N	SEA	W15-1	51-64	5th	-12.5	KELLY (5-6)/Montgomery (4-5)	37,678	56	2,019,227
116	15-Aug	Sat	D	SEA	W22-10	52-64	5th	-12.5	MILEY (9-9)/Hernandez (14-7)	36,027	57	2,055,254
117	16-Aug	Sun	D	SEA	L8-10 (12)	52-65	5th	-12.5	Rasmussen (2-1)/BRESLOW (0-3)/Farquhar (135)26,500	58		2,090,514
118	17-Aug	Mon	N	CLE	L2-8	52-66	5th	-13.5	Salazar (11-6)/BARNES (3-3)	32,701	59	2,123,215
119	18-Aug	Tue	N	CLE	W9-1	53-66	5th	-13.5	RODRIGUEZ (7-5)/Bauer (9-10)	31,997	60	2,155,122
120	19-Aug	Wed	N	CLE	W6-4	54-66	5th	-13.5	KELLY (6-6)/Kluber (8-13)/TAZAWA (1)	32,465	61	2,189,587
121	20-Aug	Thur	N	KC	W4-1	55-66	5th	-12.5	MILEY (10-9)/Dufty (6-6)/TAZAWA (2)	35,458	62	2,223,045
122	21-Aug	Fri	N	KC	W7-2	56-66	5th	-11.5	OWENS (2-1)/Coco (2-2)	35,203	63	2,258,248
123	22-Aug	Sat	N	KC	L3-6	56-67	5th	-12.5	Ventura (8-7)/BARNES (3-4)/Holland (28)	37,135	64	2,295,383
124	23-Aug	Sun	D	KC	L6-8	56-68	5th	-13.0	Young (9-6)/TAZAWA (2-6)/Davis (11)	36,151	65	2,331,534
125	24-Aug	Mon	N	at CWS	W5-4	57-68	5th	-12.5	KELLY (7-6)/Samardzija (8-10)/MACHI (2)	18,051	60	1,982,988
126	25-Aug	Tue	N	at CWS	L4-5	57-69	5th	-13.5	Petricka (4-3)/MILEY (10-10)/Robertson (26)	14,393	61	1,997,381
127	26-Aug	Wed	N	at CWS	W3-0	58-69	5th	-13.5	PORCELLO (6-11)/Jones (1-1)/TAZAWA (3)	17,812	62	2,015,193
	27-Aug	Thur	N			58-69	5th	-13.0	Off Day			
128	28-Aug	Fri	N	at NYM	W6-4 (10)	59-69	5th	-13.0	LAYNE (1-1)/Torres (5-6)/BRESLOW (1)	39,401	63	2,054,594
129	29-Aug	Sat	N	at NYM	W3-1	60-69	5th	-13.0	KELLY (8-6)/deGrom (12-7)/MACHI (3)	43,255	64	2,097,849
130	30-Aug	Sun	D	at NYM	L4-5	60-70	5th	-14.0	Clippard (2-0)/ROSS (0-2)/Familia (35)	38,938	65	2,136,787
131	31-Aug	Mon	N	YYY	W4-3	61-70	5th	-13.0	RODRIGUEZ (8-5)/Nova (5-7)/MACHI (4)	36,148	66	2,367,682
132	1-Sep	Tue	N	YYY	L1-3	61-71	5th	-14.0	Pineda (10-8)/PORCELLO (6-12)/Miller (29)35,077	67		2,402,759
133	2-Sep	Wed	D	YYY	L8-13	61-72	5th	-15.0	Tanaka (11-6)/OWENS (2-2)	34,416	68	2,437,175
	3-Sep	Thur	N			61-72	5th	-15.0	Off Day			
134	4-Sep	Fri	N	PHI	W7-5	62-72	5th	-14.0	KELLY (9-6)/Morgan (5-5)/ROSS (1)	33,674	69	2,470,849
135	5-Sep	Sat	D	PHI	W9-2	63-72	5th	-14.0	MILEY (11-10)/Asher (0-2)	36,534	70	2,507,383
136	6-Sep	Sun	D	PHI	W6-2	64-72	5th	-14.0	RODRIGUEZ (9-5)/Rickoff (1-3)	34,708	71	2,542,091
137	7-Sep	Mon	D	TOR	W11-4	65-72	T-4th	-13.0	PORCELLO (7-12)/Buehle (14-7)	33,659	72	2,575,570
138	8-Sep	Tue	N	TOR	L1-5 (10)	65-73	5th	-14.0	Sanchez (2-5)/OGANDO (2-1)	33,432	73	2,609,182
139	9-Sep	Wed	N	TOR	W10-0	66-73	5th	-13.0	KELLY (10-6)/Hutchison (13-4)	34,464	74	2,643,646
	10-Sep	Thur	N			66-73	5th	-13.0	Off Day			
140	11-Sep	Fri	N	at TB	L4-8	66-74	5th	-14.0	Bellatti (3-1)/TAZAWA (2-7)	14,796	66	2,151,583
141	12-Sep	Sat	N	at TB	W10-4	67-74	5th	-14.5	PORCELLO (8-12)/Moore (1-4)	20,698	67	2,172,281
142	13-Sep	Sun	D	at TB	W 2-0 (13)	68-74	5th	-13.5	HEMBREE (1-0)/Romero (0-1)/ROSS (2)	15,402	68	2,187,683
143	14-Sep	Mon	N	at BAL	L0-2	68-75	5th	-14.0	Gausman (3-6)/RODRIGUEZ (9-6)/Britton (33)	19,669	69	2,207,349
144	15-Sep	Tue	N	at BAL	L5-6 (13)	68-76	5th	-14.0	Roe (3-2)/ARO (0-1)	21,260	70	2,228,609
145	16-Sep	Wed	N	at BAL	W10-1	69-76	5th	-14.0	OWENS (3-2)/Wright (2-5)	22,642	71	2,251,251
	17-Sep	Thur	N			69-76	5th	-14.5	Off Day			
146	18-Sep	Fri	N	at TOR	L1-6	69-77	5th	-15.5	Stroman (2-0)/PORCELLO (8-13)	47,126	72	2,298,377
147	19-Sep	Sat	D	at TOR	W7-6	70-77	5th	-14.5	LAYNE (2-1)/Osuna (1-5)/ROSS (3)	47,415	73	2,345,792
148	20-Sep	Sun	D	at TOR	W4-3	71-77	5th	-13.5	HILL (1-0)/Cecil (3-5)/ROSS (4)	46,743	74	2,392,535
149	21-Sep	Mon	N	TB	W8-7	72-77	4th	-13.5	MACHI (10-7)/Gomes (2-6)/ROSS (5)	33,673	75	2,677,319
150	22-Sep	Tue	N	TB	L2-5	72-78	5th	-13.5	Moore (2-4)/OWENS (3-3)/Boxberger (36)33,673	76		2,710,992
151	23-Sep	Wed	N	TB	L2-6	72-79	5th	-14.5	Smyly (4-2)/PORCELLO (8-14)/Boxberger (37)32,753	77		2,743,745
152	24-Sep	Thur	N	TB	L2-4	73-80	5th	-15.0	Ramirez (11-6)/MILEY (11-11)/Boxberger (38)34,916	78		2,776,661
153	25-Sep	Fri	N	BAL	W7-0	73-80	5th	-15.0	HILL (2-0)/Gausman (3-7)	32,411	79	2,811,072
154	26-Sep	Sat	D	BAL	W8-0	74-80	5th	-15.0	HEMBREE (2-0)/Chen (10-8)	36,316	80	2,847,388
155	27-Sep	Sun	D	BAL	W2-0	75-80	4th	-15.0	OWENS (4-3)/Jimenez (12-10)/ROSS (6)	33,306	81	2,880,694
156	28-Sep	Mon	N	at NYM	W5-1	76-80	T-3rd	-15.0	RODRIGUEZ (10-6)/Nova (6-10)	39,476	75	2,432,011
157	29-Sep	Tue	N	at NYM	W10-1	77-80	3rd	-14.5	PORCELLO (9-14)/Pineda (12-9)	38,512	76	2,470,523
158	30-Sep	Wed	N	at NYM	W9-5 (11)	78-80	3rd	-14.0	OGANDO (3-1)/Bailey (0-1)	39,328	77	2,509,851
159	1-Oct	Thur	N	at NYM	L1-4	78-81	T-3rd	-14.0	Sabathia (6-10)/HILL (2-4)/Betances (9)	40,033	78	2,549,884
160	2-Oct	Fri	N	at CLE	L2-8	78-82	T-4th	-15.0	Tomlin (7-2)/OWENS (4-4)	28,273	79	2,578,157
161	3-Oct	Sat	N	at CLE	L0-2	78-83	5th	-15.0	Kluber (9-16)/BRESLOW (0-4)/Allen (33)	17,342	80	2,595,499
162	4-Oct	Sun	D	at CLE	L1-3	78-84	5th	-15.0	Salazar (14-10)/PORCELLO (9-15			

# 2015 Statistical Breakdown

## 2015 Major League Standings

A.L. EAST	W-L	PCT.	GB	LAST 10	STREAK	HOME	ROAD	vs EAST	vs CENT	vs WEST	vs N.L.
* Toronto	93-69	.574	-	6-4	L2	53-28	40-41	42-34	20-14	19-13	12-8
y New York	87-75	.537	6.0	3-7	L3	45-36	42-39	38-38	21-12	17-16	11-9
Baltimore	81-81	.500	12.0	5-5	W5	47-31	34-50	39-37	15-18	15-18	12-8
Tampa Bay	80-82	.494	13.0	6-4	W2	42-42	38-40	36-40	13-19	17-17	14-6
Boston	78-84	.481	15.0	6-4	L4	43-38	35-46	35-41	15-18	15-18	13-7

A.L. CENTRAL	W-L	PCT.	GB	LAST 10	STREAK	HOME	ROAD	vs EAST	vs CENT	vs WEST	vs N.L.
* Kansas City	95-67	.586	-	6-4	W5	51-30	44-37	18-16	44-32	20-12	13-7
Minnesota	83-79	.512	12.0	5-5	L3	46-35	37-44	19-14	40-36	16-17	8-12
Cleveland	81-80	.503	13.5	6-4	W3	39-41	42-39	18-15	32-43	19-14	12-8
Chicago	76-86	.469	19.0	4-6	L1	40-41	36-45	14-19	32-44	21-12	9-11
Detroit	74-87	.460	20.5	4-6	W1	38-43	36-44	12-20	41-34	12-22	9-11

A.L. WEST	W-L	PCT.	GB	LAST 10	STREAK	HOME	ROAD	vs EAST	vs CENT	vs WEST	vs N.L.
* Texas	88-74	.543	-	5-5	W1	43-38	45-36	23-11	18-14	36-40	11-9
y Houston	86-76	.531	2.0	6-4	L1	53-28	33-48	18-16	14-18	38-38	16-4
Los Angeles	85-77	.525	3.0	7-3	L1	49-32	36-45	16-16	17-17	44-32	8-12
Seattle	76-86	.469	12.0	2-8	W1	36-45	40-41	15-17	14-20	39-37	8-12
Oakland	68-94	.420	20.0	4-6	L1	34-47	34-47	10-23	14-19	33-43	11-9

N.L. EAST	W-L	PCT.	GB	LAST 10	STREAK	HOME	ROAD	vs EAST	vs CENT	vs WEST	vs A.L.
* New York	90-72	.556	-	5-5	W1	49-32	41-40	47-29	13-20	21-12	9-11
Washington	83-79	.512	7.0	5-5	L1	46-35	37-44	44-32	14-19	17-16	8-12
Miami	71-91	.438	19.0	6-4	L1	41-40	30-51	35-41	13-19	16-18	7-13
Atlanta	67-95	.414	23.0	6-4	W3	42-39	25-56	34-42	15-18	12-21	6-14
Philadelphia	63-99	.389	27.0	6-4	W1	37-44	26-55	30-46	11-23	14-18	8-12

N.L. CENTRAL	W-L	PCT.	GB	LAST 10	STREAK	HOME	ROAD	vs EAST	vs CENT	vs WEST	vs A.L.
* St. Louis	100-62	.617	-	4-6	L3	55-26	45-36	20-12	46-30	23-11	11-9
y Pittsburgh	98-64	.605	2.0	6-4	W1	53-28	45-36	24-9	34-42	27-6	13-7
Chicago	97-65	.599	3.0	8-2	W8	49-32	48-33	22-12	46-30	19-13	10-10
Milwaukee	68-94	.420	32.0	4-6	L4	34-47	34-47	17-16	31-45	12-21	8-12
Cincinnati	64-98	.395	36.0	1-9	L1	34-47	30-51	16-17	33-43	8-25	7-13

N.L. WEST	W-L	PCT.	GB	LAST 10	STREAK	HOME	ROAD	vs EAST	vs CENT	vs WEST	vs A.L.
* Los Angeles	92-70	.568	-	5-5	W4	55-26	37-44	19-13	17-17	46-30	10-10
San Francisco	84-78	.519	8.0	5-5	L1	47-34	37-44	18-15	15-18	38-38	13-7
Arizona	79-83	.488	13.0	6-4	W1	39-42	40-41	15-18	14-19	39-37	11-9
San Diego	74-88	.457	18.0	3-7	L3	39-42	35-46	17-16	15-18	35-41	7-13
Colorado	68-94	.420	24.0	5-5	W1	36-45	32-49	16-18	15-17	32-44	5-15

\* - Clinched Division Title

y - Clinched Playoff Berth

## 2015 Wild Card Standings

	W-L	PCT.	GB
Toronto	93-69	.574	-
Kansas City	95-67	.586	-
Texas	88-74	.543	-

	W-L	PCT.	GB
z New York	87-75	.537	-
z Houston	86-76	.531	-
Los Angeles	85-77	.525	1.0
Minnesota	83-79	.512	3.0
Cleveland	81-80	.503	4.5
Baltimore	81-81	.500	5.0
Tampa Bay	80-82	.494	6.0
Boston	78-84	.481	8.0
Chicago	76-86	.469	10.0
Seattle	76-86	.469	10.0

	W-L	PCT.	GB
New York	90-72	.556	-
St. Louis	100-62	.617	-
Los Angeles	92-70	.568	-

	W-L	PCT.	GB
z Pittsburgh	98-64	.605	-
z Chicago	97-65	.599	-

z - Clinched Wild Card

## 2015 Statistical Breakdown, Continued

### Red Sox By Months

April (12-10), May (10-19), June (14-14), July (10-15), August (15-12), September (17-10), October (0-4)

### Red Sox Record When...

Overall .....	78-84	AL East Standing.....	5th, 15.0 GB	At home.....	43-38
On road.....	35-46	In day games.....	27-25	In night games .....	51-59
vs. AL East.....	35-41	vs. AL Central.....	15-18	vs. AL West.....	15-18
vs. National League.....	13-7	vs. RH starter .....	57-60	vs. LH starter.....	21-24
Leading after 6 innings .....	61-9	Tied after 6 innings.....	9-13	Trailing after 6 innings.....	8-62
Leading after 7 innings .....	64-5	Tied after 7 innings.....	12-10	Trailing after 7 innings.....	2-71
Leading after 8 innings .....	67-3	Tied after 8 innings.....	9-9	Trailing after 8 innings.....	1-71
Red Sox score 1st.....	56-24	Opponent scores 1st.....	22-60	Shutouts .....	10-9
Scoring less than 3 runs.....	9-43	Scoring 3 or 4 runs.....	15-22	Scoring 5 or more runs.....	54-19
Red Sox Hit HR.....	59-44	Red Sox hit 0 HR.....	19-40	One-run games.....	20-19
Two-run games .....	16-20	Walk-offs .....	3-8	Extra innings (home) .....	1-4
Extra innings (road).....	6-3	Extra innings (total) .....	7-7	Series openers .....	30-22
Series finales.....	25-27	Series W-L-T (home).....	13-9-4	Series W-L-T (road) .....	12-12-2
Series W-L-T (total).....	25-21-6	Series sweeps (home).....	4-1	Series sweeps (road).....	0-6
Series sweeps (total).....	4-7	Come-from-behind wins.....	27	Innings batting around.....	24
Games decided, last AB .....	11-15				

### Runs By Innings

	1	2	3	4	5	6	7	8	9	10+	TOTAL
<b>Red Sox</b>	78	84	102	79	86	96	92	80	35	16	748
<b>Opponents</b>	88	83	75	95	88	93	94	64	55	18	753

### Pitching Breakdown

	W-L	ERA	IP	H	R	ER	BB	SO	HR
<b>Starters</b>	59-60	4.39	947.1	975	495	462	288	785	102
<b>Relievers</b>	19-24-40	4.17	501	511	258	232	190	433	76

### Catching Breakdown

	CS	SBA	CS%	PB	PICKOFFS
<b>Hanigan</b>	9	33	27.3%	4	0
<b>Leon</b>	10	20	50.0%	2	1
<b>Swihart</b>	13	54	24.1%	16	1

### Red Sox Manager Challenges

TOTAL	OVERTURNED	CONFIRMED	STOOD
52	20	18	14

### Outfield Assists (28)

Mookie Betts.....	10
Rusney Castillo.....	6
Jackie Bradley Jr. ....	4
Hanley Ramirez.....	3
Alejandro De Aza .....	2
Brock Holt.....	1
Daniel Nava.....	1
Shane Victorino.....	1

### Ejections (10)

4/19/15 vs. BAL (5th inning), David Ortiz by HP umpire John Tumpane  
 5/29/15 at TEX (8th inning), Mike Napoli by HP umpire Todd Tichenor  
 5/29/15 at TEX (8th inning), John Farrell by HP umpire Todd Tichenor  
 6/17/15 at ATL (7th inning), John Farrell by 1B umpire Larry Vanover  
 6/20/15 at KC (7th inning), David Ortiz by HP umpire Bruce Dreckman  
 6/23/15 vs. BAL (7th inning), John Farrell by HP umpire Tim Timmons  
 6/28/15 at TB (2nd inning), Mike Napoli by HP umpire Tripp Gibson  
 7/27/15 vs. DET (2nd inning), Mike Napoli by HP umpire Toby Basner  
 8/28/15 at NYM (8th inning), Pablo Sandoval by HP umpire John Hirschbeck  
 9/23/15 vs. TB (9th inning), Jean Machi by HP umpire Bill Welke

## 2015 Statistical Breakdown, Continued

### Starts By Batting Order (Total, Red Sox W-L)

**1st:** Betts (117, 57-60), Castillo (1, 0-1), De Aza (1, 1-0), Holt (18, 12-6), Pedroia (25, 8-17)  
**2nd:** Betts (14, 7-7), Bogaerts (9, 4-5), Bradley (1, 0-1), Castillo (3, 2-1), De Aza (1, 0-1), Holt (51, 26-25), Pedroia (62, 30-32), Ramirez (2, 0-2), Rutledge (3, 0-3), Sandoval (14, 8-6), Victorino (2, 1-1)  
**3rd:** Bogaerts (40, 40-40), Ortiz (54, 27-27), Pedroia (6, 3-3), Ramirez (14, 6-8), Sandoval (8, 2-6)  
**4th:** Bogaerts (1, 1-0), Craig (1, 0-1), Napoli (9, 4-5), Ortiz (87, 43-44), Ramirez (55, 25-30), Sandoval (3, 1-2), Shaw (6, 4-2)  
**5th:** Bogaerts (11, 5-6), Castillo (7, 3-4), De Aza (1, 1-0), Holt (4, 3-1), Napoli (32, 10-22), Nava (1, 0-1), Ortiz (2, 0-2), Ramirez (29, 14-15), Sandoval (40, 22-18), Shaw (35, 20-15)  
**6th:** Betts (1, 1-0), Bogaerts (6, 4-2), Castillo (24, 13-11), Craig (8, 5-3), De Aza (5, 3-2), Holt (10, 6-4), Marrero (1, 1-0), Napoli (33, 17-16), Nava (6, 2-4), Ramirez (3, 1-2), Sandoval (51, 17-34), Shaw (6, 3-3), Swihart (2, 1-1), Victorino (6, 4-2)  
**7th:** Betts (6, 1-5), Bogaerts (16, 6-10), Bradley (2, 2-0), Castillo (14, 8-6), Craig (6, 1-5), De Aza (17, 8-9), Hanigan (7, 3-4), Holt (24, 11-13), Marrero (3, 1-2), Napoli (13, 5-8), Nava (9, 7-2), Rutledge (1, 1-0), Sandoval (6, 3-3), Shaw (5, 4-1), Swihart (19, 10-9), Victorino (14, 7-7)  
**8th:** Betts (3, 0-3), Bogaerts (31, 12-19), Bradley (12, 7-5), Castillo (6, 2-4), De Aza (16, 10-6), Hanigan (17, 10-7), Holt (8, 4-4), Leon (12, 8-4), Marrero (7, 3-4), Napoli (5, 1-4), Nava (2, 0-2), Rutledge (6, 3-3), Shaw (2, 1-1), Swihart (31, 15-16), Victorino (4, 2-2)  
**9th:** Bradley (51, 29-22), Buchholz (2, 2-0), Castillo (12, 6-6), Hanigan (27, 14-13), Holt (1, 1-0), Kelly (2, 1-1), Leon (21, 8-13), Marrero (1, 1-0), Masterson (1, 1-0), Miley (1, 0-1), Owens (1, 1-0), Peguero (1, 0-1), Porcello (1, 0-1), Rodriguez (1, 0-1), Rutledge (9, 5-4), Shaw (1, 0-1), Swihart (26, 9-17), Weeks (2, 0-2), Wright (1, 0-1)

### Starts By Position (Total, Red Sox W-L)

**C:** Hanigan (51, 27-24), Leon (33, 16-17), Swihart (78, 35-43)  
**1B:** Craig (3, 2-1), Holt (5, 1-4), Napoli (90, 37-53), Nava (5, 4-1), Ortiz (9, 6-3), Shaw (50, 28-22)  
**2B:** Holt (49, 30-19), Marrero (1, 0-1), Pedroia (92, 40-52), Rutledge (18, 8-10), Weeks (2, 0-2)  
**SS:** Bogaerts (154, 72-82), Holt (7, 5-2), Marrero (1, 1-0)  
**3B:** Holt (24, 15-9), Marrero (10, 5-5), Rutledge (1, 1-0), Sandoval (122, 53-69), Shaw (5, 4-1)  
**LF:** Bradley (13, 7-6), Castillo (24, 13-11), Craig (4, 1-3), De Aza (19, 14-5), Holt (8, 2-6), Nava (1, 1-0), Peguero (1, 0-1), Ramirez (92, 40-52)  
**CF:** Betts (130, 60-70), Bradley (25, 15-10), Castillo (4, 2-2), De Aza (1, 0-1), Holt (2, 1-1)  
**RF:** Betts (11, 6-5), Bradley (28, 16-12), Castillo (39, 19-20), Craig (5, 1-4), De Aza (21, 9-12), Holt (20, 9-11), Nava (12, 4-8), Victorino (26, 14-12)  
**DH:** Craig (3, 2-1), Napoli (2, 0-2), Ortiz (134, 64-70), Pedroia (1, 1-0), Ramirez (11, 6-5), Holt (1, 0-1)

### Miscellaneous Team Statistics

vs. Baltimore	<b>HOME</b> 6-4	<b>ROAD</b> 2-7	<b>TOTAL</b> 8-11	Double Plays	<b>BOS</b> 148	<b>OPP.</b> 135
vs. New York	2-7	6-4	8-11	Triple Plays	0	0
vs. Tampa Bay	4-6	5-4	9-10	Left on Base	1142	1127
vs. Toronto	4-5	6-4	10-9	Grand Slam HR	2	1
<b>Totals vs. East</b>	<b>16-22</b>	<b>19-19</b>	<b>35-41</b>	Home Runs - Home	80	87
				Home Runs - Road	81	91
vs. Cleveland	<b>HOME</b> 2-1	<b>ROAD</b> 0-3	<b>TOTAL</b> 2-4			
vs. Chicago	1-3	2-1	3-4	<b>HOME</b>	<b>ROAD</b>	<b>TOTAL</b>
vs. Detroit	2-1	2-1	4-2	Shutouts	5-1	5-8
vs. Kansas City	2-2	2-1	4-3	SO - Individual	1-0	0-1
vs. Minnesota	2-2	0-3	2-5	Extra Innings	1-4	6-3
<b>Totals vs. Central</b>	<b>9-9</b>	<b>6-9</b>	<b>15-18</b>	One-Run Decisions	10-4	10-15
				Two-Run Decision	8-13	8-7
vs. Houston	2-1	0-3	2-4	vs. LH Starters	12-9	9-16
vs. Los Angeles	2-1	0-4	2-5	vs. RH Starters	31-29	26-30
vs. Oakland	3-0	2-1	5-1	Grass Fields	43-38	24-38
vs. Seattle	2-1	2-2	4-3	Artificial Turf	0-0	11-8
vs. Texas	1-2	1-3	2-5	Day Games	16-14	11-12
<b>Totals vs. West</b>	<b>10-5</b>	<b>5-13</b>	<b>15-18</b>	Night Games	27-24	24-34
<b>Totals vs. AL</b>	<b>35-36</b>	<b>30-41</b>	<b>65-77</b>	<b>W-L</b>		
				Starters	59-60	
vs. Atlanta	<b>HOME</b> 1-1	<b>ROAD</b> 1-1	<b>TOTAL</b> 2-2	Relievers	19-24	
vs. Miami	2-0	0-2	2-2	Streaks	6-8	
vs. Washington	2-1	0-0	2-1			
vs. New York	0-0	2-1	2-1	<b>WON</b>	<b>LOST</b>	<b>SPLIT</b>
vs. Philadelphia	3-0	2-1	5-1	Doubleheaders (Home)	0	0
<b>Totals vs. NL</b>	<b>8-2</b>	<b>5-5</b>	<b>13-7</b>	Doubleheaders (Road)	0	1
						0
<b>Overall Totals</b>	<b>43-38</b>	<b>35-46</b>	<b>78-84</b>	<b>ATTENDANCE</b>		<b>AVG</b>
				Home	2,880,694 ( 81 Dates)	35,564
				Road	2,613,343 ( 81 Dates)	32,263

# 2015 Home Run Notes

## 2015 Home Run Breakdown

<b>Homers at Home:</b> ..... 80	<b>Solo Homers:</b> ..... 89	<b>3-Run Homers:</b> ..... 21
<b>Homers on the Road:</b> ..... 81	<b>2-Run Homers:</b> ..... 49	<b>Grand Slams:</b> ..... 2

## 2-Home Run Games By Red Sox (15 In 2015)

Dustin Pedroia and Hanley Ramirez, 4/6/15 at PHI  
Hanley Ramirez, 4/26/15 at BAL  
Mookie Betts, 5/5/15 vs. TB  
Mike Napoli, 5/23/15 vs. LAA  
Dustin Pedroia, 5/27/15 at MIN  
David Ortiz, 7/26/15 vs. DET  
Travis Shaw, 8/1/15 vs. TB  
David Ortiz, 8/12/15 at MIA  
Travis Shaw, 8/14/15 vs. SEA  
Jackie Bradley Jr., 8/15/15 vs. SEA  
David Ortiz, 9/12/15 at TB  
Dustin Pedroia, 9/16/15 at BAL  
Blake Swihart, 9/29/15 at NYY  
Mookie Betts, 9/30/15 at NYY

## 3-Home Run Games By Red Sox (0 In 2015)

Last: Will Middlebrooks, 4/7/13 at TOR

## Pinch-Hit Home Runs By Red Sox (0 In 2015)

Last: Jonny Gomes, 7/18/14 vs. KC off Scott Downs

## Grand Slams By Red Sox (2 In 2015)

Hanley Ramirez, 4/6/15 at PHI off Jake Diekman  
Xander Bogaerts, 9/21/15 vs. TB off Brandon Gomes

## First-Inning Leadoff Home Runs By Red Sox (1 In 2015)

Mookie Betts, 6/20/15 at KC off Edinson Volquez

## Walk-Off Home Runs (0 In 2015)

Last: Mike Napoli, 6/18/14 vs. MIN off Casey Fien (10th)

## Inside-The-Park Home Runs By Red Sox (1 In 2015)

Blake Swihart, 8/28/15 at NYM off Carlos Torres (10th inning)

## Inside-The-Park Home Runs At Fenway Park (0 In 2015)

Last: Jacoby Ellsbury, 9/19/11 vs. BAL (G2) off Jeremy Accardo

## Back-To-Back Home Runs By Red Sox (7 In 2015)

David Ortiz and Hanley Ramirez, 4/24/15 at BAL (5th)  
Pablo Sandoval and Hanley Ramirez, 4/26/15 at BAL (7th)  
Pablo Sandoval and Mookie Betts, 6/12/15 vs. TOR (1st)  
David Ortiz and Hanley Ramirez, 7/2/15 at TOR (1st)  
David Ortiz and Travis Shaw, 8/19/15 vs. CLE (2nd)  
Jackie Bradley Jr. and Ryan Hanigan, 8/19/15 vs. CLE (4th)  
Mookie Betts and Dustin Pedroia, 9/12/15 at TB (3rd)

## Back-To-Back-To-Back Home Runs (0 In 2015)

Last: David Ortiz, Josh Reddick and Jarrod Saltalamacchia, 7/7/11 vs. BAL (7th)

## Walk-Off Wins (3)

4/17/15 vs. BAL (9th inning), Xander Bogaerts RBI single  
4/27/15 vs. TOR (9th inning), Mookie Betts RBI single  
7/24/15 vs. DET (11th inning), Xander Bogaerts RBI single

# 2015 Highs and Lows

## Team Batting

Most runs, game	22, 8/15 vs. SEA
Most runs, inning	8, 2 times, last 9/5 vs. PHI (4th)
Most hits, game (9 innings)	26, 8/15 vs. SEA
Most hits, game (extra innings)	18, 4/10 at NYY (19 inn.)
Most hits, inning	9, 7/2 at TOR (1st)
Consecutive hits, inning	6, 2 times, last 8/14 vs. SEA (3rd)
Fewest hits, game	2, 3 times, last 7/18 at LAA
Most doubles, game	8, 6/21 at KC
Most triples, game	3, 6/16 vs. ATL
Most home runs, game	5, 2 times, last 9/12 at TB
Most home runs, inning	2, 12 times, last 9/12 at TB (3rd)
Most extra-base hits	13, 6/21 at KC
Most stolen bases, game	4, 5/31 at TEX
Most walks, game (9 innings)	7, 4 times, last 6/12 vs. TOR
Most walks, game (extra innings)	8, 2 times, last 8/16 vs. SEA (12 inn.)
Most strikeouts, game (9 innings)	16, 8/29 at NYM
Most strikeouts, game (extra innings)	19, 9/13 at TB (13 inn.)
Most hit by pitch, game	3, 4/14 vs. WSH
Most left on base (9 innings)	12, 4 times, last 7/4 vs. HOU
Most left on base (extra innings)	20, 4/10 at NYY (19 inn.)

## Individual Batting

Most hits	5, Bradley Jr., 8/15 vs. SEA
Most runs	5, 2 times, last Bradley Jr., 8/15 vs. SEA
Most doubles	3, 3 times, last Ortiz, 9/25 vs. BAL
Most triples	1, 33 times, last Pedroia, 9/19 at TOR
Most home runs	2, 15 times, last Betts, 9/30 at NYY
Most extra-base hits	5, Bradley Jr., 8/15 vs. SEA
Most total bases	14, Bradley Jr., 8/15 vs. SEA
Most RBI	7, 2 times, last Bradley Jr., 8/15 vs. SEA
Most stolen bases	2, 3 times, last Bogaerts, 9/13 at TB (13 inn.)
Most walks	3, 5 times, last Ortiz, 8/22 vs. KC
Most strikeouts	4, 5 times, last Leon, 9/13 at TB (13 inn.)
Longest hitting streak	18, Betts (8/24-9/13)

## Team Pitching

Most strikeouts (9 innings)	15, 9/1 vs. NYY
Most strikeouts (extra innings)	14, 2 times, last 9/13 at TB (13 inn.)
Most walks (9 innings)	9, 5/9 vs. TOR
Most walks (extra innings)	12, 8/28 at NYM (10 inn.)
Fewest walks	0, 11 times, last 9/20 at TOR
Most runs allowed, game	18, 4/26 at BAL
Most runs allowed, inning	10, 8/12 at MIA (6th)
Most hits allowed, game (9 innings)	20, 4/26 at BAL
Most hits allowed, game (extra innings)	18, 8/16 vs. SEA (12 inn.)
Fewest hits allowed, game	2, 2 times, last 9/25 vs. BAL
Most hits allowed, inning	10, 8/12 at MIA (6th)
Most home runs allowed, game	5, 2 times, last 9/2 vs. NYY
Most consecutive scoreless inn.	29.0, 9/24 (8th)-9/27 (9th)

## Individual Pitching

Most innings pitched, starter	9.0, 3 times, last Hill, 9/25 vs. BAL
Fewest innings pitched, starter	1.2, 3 times, last Owens, 9/2 vs. NYY
Most innings pitched, reliever	5.2, Wright, 5/12 at OAK
Most strikeouts, starter	13, Porcello, 9/1 vs. NYY
Most strikeouts, reliever	5, Barnes, 5/25 at MIN
Most walks allowed	7, 2 times, last Miley, 7/2 at TOR
Longest winning streak	8, Kelly, 8/1-present
Longest losing streak	7, Porcello, 5/22-7/1
Most consecutive scoreless inn. starter	16.0, Owens, 9/8-9/22
Most consecutive scoreless inn. reliever	14.2, Ogando, 6/10-7/5
Most runs allowed	10, Buchholz, 4/12 at NYY
Most earned runs allowed	9, 2 times, last Rodriguez, 6/14 vs. TOR
Most hits allowed	13, Miley, 8/25 at CWS
Fewest hits allowed, CG.	2, Hill, 9/25 vs. BAL
Most home runs allowed	3, 4 times, last Owens, 8/16 vs. SEA
Most pitches thrown	120, Miley, 8/2 vs. TB



## 2015 Highs and Lows, Continued

### Miscellaneous Team

Longest winning streak	6, 9/25-9/30
Longest losing streak	8, 7/12-7/23
Most games over .500	4, 3 times, last 4/22 at TB (9-5)
Most games under .500	14, 3 times, last 8/17 vs. CLE (52-66)
Longest game, innings	19, 4/10 at NYY
Longest game, time (9 innings)	4:01, 2 times, last 7/5 vs. HOU
Longest game, time (extra innings)	6:49, 4/10 at NYY
Shortest game, time	2:15, 6/3 vs. MIN (gm. 2)
Shortest game, time (9 innings)	2:15, 6/3 vs. MIN (gm. 2)
Largest crowd, Fenway Park	38,063, 7/28 vs. CWS
Smallest crowd, Fenway Park	31,704, 6/3 vs. MIN (gm. 1)
Largest crowd, road	48,608, 8/6 at NYY
Smallest crowd, road	12,733, 4/22 at TB
Largest winning margin	12, 8/15 vs. SEA (22-10)
Largest losing margin	11, 4/26 at BAL (18-7)
Largest deficit overcome to win	4, 6/7 vs. OAK
Largest lead relinquished to lose	7,6/12 vs. TOR
Most double plays turned	4, 9/7 vs. TOR
Most double plays turned by an opponent	5, 2 times, last 6/19 at KC
Most errors	3, 5 times, last 8/23 vs. KC

## The Last Time The Sox

### Individual Batting

5 hits in a game	Jackie Bradley Jr., 8/15/15 vs. SEA
6 hits in a game	Nomar Garciaparra, 6/21/03 at PHI (13 innings)
6 RBI in a game	David Ortiz, 5/18/13 at MIN
7 or more RBI in a game	Jackie Bradley Jr. (7), 8/15 vs. SEA
10 RBI in a game (ties club record)	Nomar Garciaparra, 5/10/99 vs. SEA
3 home runs in a game	Will Middlebrooks, 4/7/13 at TOR
Game-ending home run	Mike Napoli, 6/18/14 vs. MIN (9th inning)
Pinch-hit grand slam	Mike Carp, 9/11/13 at TB
2 grand slams in a game	Bill Mueller, 7/29/03 at TEX
Home run in 1st ML game	Daniel Nava, 6/12/10 vs. PHI (grand slam)
HR in 1st Red Sox PA	Daniel Nava, 6/12/10 vs. PHI (grand slam)
Grand Slam in 1st Red Sox PA	Daniel Nava, 6/12/10 vs. PHI
Inside-the-park home run	Blake Swihart, 8/28 at NYM (10th inn.)
Homerod from both sides of the plate	Victor Martinez, 5/17/10 at NYY
Pitcher collected a hit	Joe Kelly, 6/17/15 at ATL, 1B off Alex Wood
Pitcher hit a home run	Josh Beckett, 6/14/09 at PHI off J.A. Happ
Hit for the cycle	Brock Holt, 6/16/15 vs. ATL
Hitting streak of at least 30 games	Nomar Garciaparra (30), 7/26-8/29/97
Hitting streak of at least 20 games	David Ortiz (27), 7/12-12-5/7/13
Single-season hit streak of at least 20 G	Dustin Pedroia (25), 6/29-7/28/11
Straight steal of home	Jacoby Ellsbury, 4/26/09 vs. NYY
Steal of home on double steal	Mike Napoli, 6/22/14 at OAK
5 steals in a game (club record)	Jacoby Ellsbury, 5/30/13 at PHI

### Individual Pitching

No-hitter	Jon Lester, 5/19/08 vs. KC (W, 7-0)
One-hitter	Jon Lester, 5/10/13 vs. TOR (W, 5-0)
15 or more strikeouts in a game	Jon Lester (15), 5/3/14 vs. OAK
Position player pitched	Mike Carp, 4/25/14 vs. NYY
Pitcher played another defensive position	Javier Lopez (RF), 4/30/09 at TB

### Team

Walk-off win	7/24/15 vs. DET (2-1 in 11 innings)
Scored 20 runs in a game	8/15/15 vs. SEA (22)
Had 20 hits in a game	8/15/15 vs. SEA (26, 9 innings)
Scored 10 runs in an inning	6/20/11 vs. SD (10 runs in 7th inning)
Hit 8 home runs in a game (club record)	2 times, last 9/4/13 vs. DET
Hit 4 consec. HR (club & MLB record)	4/22/07 vs. NYY (3rd inning): Manny Ramirez, J.D. Drew, Mike Lowell & Jason Varitek
Hit game-ending HR in back-to-back games	5/10-11/05 vs. OAK: 5/10 (9th inning, Kevin Millar off Octavio Dotel), 5/11 (9th inning, Jason Varitek off Octavio Dotel)
Turned a triple play	8/16/11 vs. TB (4th inning, G2): 3B Jed Lowrie to 2B Dustin Pedroia to 1B Adrian Gonzalez
Hit into a triple play	8/6/01 vs. TEX (4th inning, Scott Hatteberg)
Back-to-back 1-0 wins	7/18-19/06 vs. KC

# 2015 Transactions

## DATE TRANSACTIONS

March 18	INFs Sean Coyle and Travis Shaw optioned to Triple-A Pawtucket...RHPs Miguel Celestino, Keith Couch, and Noe Ramirez, and 1B/OF Bryan LaHair reassigned to minor league camp.
March 20	LHP Eduardo Rodriguez and C Blake Swihart optioned to Triple-A Pawtucket.
March 26	OF Bryce Brentz, 3B/OF Garin Cecchini, and RHPs Heath Hembree and Zeke Spruill optioned to Triple-A Pawtucket...LHP Henry Owens reassigned to minor league camp...RHP Mitchell Boggs released.
March 30	C Sandy Leon acquired from Washington Nationals in exchange for cash considerations...C Christian Vazquez placed on 60-day DL with a right elbow sprain.
March 31	RHP Felipe Paulino released.
April 2	OFs Jackie Bradley Jr. and Rusney Castillo optioned to Triple-A Pawtucket...RHP Dalier Hinojosa, SS Deven Marrero, and C Matt Spring reassigned to minor league camp.
April 3	RHPs Matt Barnes and Brandon Workman optioned to Triple-A Pawtucket...LHP Dana Eveland reassigned to minor league camp...RHP Joe Kelly placed on 15-day DL (retroactive to March 27) with a right biceps strain.
April 5	RHP Koji Uehara placed on 15-day DL (retroactive to March 27) with a left hamstring strain...LHP Edwin Escobar placed on 15-day DL (retroactive to March 29) with left elbow inflammation...LHP Brian Johnson, Cs Luke Montz and Humberto Quintero, INFs Jeff Bianchi and Jemile Weeks, and OF Quintin Berry reassigned to minor league camp.
April 6	RHP Rick Porcello signed 4-year contract extension through the 2019 season.
April 11	RHP Joe Kelly activated from 15-day DL...RHP Steven Wright optioned to Triple-A Pawtucket (4/10).
April 13	RHP Koji Uehara activated from 15-day DL...LHP Tommy Layne optioned to Triple-A Pawtucket (4/12)...RHP Brandon Workman option reversed and placed on 15-day major league DL (retroactive to April 3).
April 25	OF Shane Victorino placed on 15-day DL (retroactive to April 23) with a right hamstring strain...RHP Matt Barnes recalled from Triple-A Pawtucket.
April 26	RHP Heath Hembree recalled from Triple-A Pawtucket...RHP Matt Barnes optioned to Triple-A Pawtucket.
April 27	RHP Steven Wright recalled from Triple-A Pawtucket...RHP Heath Hembree optioned to Triple-A Pawtucket.
April 28	OF Jackie Bradley Jr. recalled from Triple-A Pawtucket...RHP Steven Wright optioned to Triple-A Pawtucket.
April 29	RHP Dalier Hinojosa selected to active ML roster from Triple-A Pawtucket...RHP Anthony Varvaro designated for assignment. LHP Tommy Layne recalled from Triple-A Pawtucket...OF Jackie Bradley Jr. optioned to Triple-A Pawtucket (4/28).
May 2	C Ryan Hanigan placed on 15-day DL...C Blake Swihart recalled from Triple-A Pawtucket.
May 3	INF Luis Jimenez claimed off waivers from the Milwaukee Brewers...C Ryan Hanigan transferred to the 60-day disabled list...RHP Anthony Varvaro claimed off waivers by the Chicago Cubs.
May 4	INF Luis Jimenez added to active ML roster...RHP Dalier Hinojosa optioned to Triple-A Pawtucket (5/3).
May 7	Juan Nieves relieved of duties as pitching coach.
May 8	RHP Edward Mujica designated for assignment...INF Travis Shaw recalled from Triple-A Pawtucket.
May 9	INF Travis Shaw optioned to Triple-A Pawtucket...RHP Matt Barnes recalled from Triple-A Pawtucket...Carl Willis named ML pitching coach.
May 10	OF Jackie Bradley Jr. and RHP Steven Wright recalled from Triple-A Pawtucket...OF Allen Craig and LHP Robbie Ross Jr. optioned to Pawtucket (5/9).
May 11	OF Shane Victorino activated from 15-day DL...INF Luis Jimenez designated for assignment.
May 14	RHP Justin Masterson placed on 15-day DL (retroactive to May 13)...Robbie Ross Jr. recalled from Triple-A Pawtucket.
May 20	RHP John Cornely acquired from Atlanta in exchange for cash considerations and optioned to Triple-A Pawtucket.
May 22	OF Rusney Castillo recalled from Triple-A Pawtucket...OF Jackie Bradley Jr. optioned to Pawtucket.
May 24	OF Shane Victorino on 15-day DL...INF Jeff Bianchi selected to the active major league roster from Triple-A Pawtucket... RHP Anthony Varvaro returned to Boston from Chicago (NL) and placed on the 15-day DL (retroactive to April 29).
May 27	OF Carlos Peguero acquired from Texas in exchange for cash considerations...RHP Anthony Varvaro transferred to the 60-day DL.
May 28	LHP Eduardo Rodriguez recalled from Triple-A Pawtucket...RHP Heath Hembree optioned to Pawtucket (5/27)...OF Daniel Nava placed on 15-day DL...LHP Robbie Ross Jr. recalled from Pawtucket...OF Carlos Peguero added to active ML roster...INF Jeff Bianchi designated for assignment.
May 31	INF Jeff Bianchi signed 1-year ML contract for 2015...LHP Robbie Ross Jr. optioned to Triple-A Pawtucket (5/30).
June 3	LHP Robbie Ross Jr. recalled from Triple-A Pawtucket as 26th man for the team's doubleheader against Minnesota...OF Alejandro De Aza and cash considerations acquired from Baltimore in exchange for minor league RHP Joe Gunkel...RHP Brandon Workman transferred to 60-day DL.
June 4	OF Alejandro De Aza added to the active ML roster...OF Carlos Peguero designated for assignment.
June 12	LHP Craig Breslow placed on paternity leave list...RHP Heath Hembree recalled from Triple-A Pawtucket.
June 13	LHP Edwin Escobar activated from the 15-day disabled list and optioned to Triple-A Pawtucket.
June 14	INF Travis Shaw recalled from Triple-A Pawtucket...RHP Matt Barnes optioned to Triple-A Pawtucket.
June 15	LHP Craig Breslow activated from paternity leave list...INF Travis Shaw optioned to Triple-A Pawtucket (6/14)...LHP Robbie Ross Jr. recalled from Triple-A Pawtucket...INF Jeff Bianchi designated for assignment.
June 18	RHP Heath Hembree placed on 15-day DL (retroactive to June 15)...INF Travis Shaw recalled from Triple-A Pawtucket.
June 21	C Erik Kratz claimed off waivers from Kansas City.
June 23	RHP Justin Masterson activated from 15-day DL...RHP Steven Wright optioned to Triple-A Pawtucket...C Erik Kratz added to the active ML roster...OF Rusney Castillo optioned to Pawtucket.
June 25	2B Dustin Pedroia placed on 15-day DL...INF Deven Marrero selected to active ML roster from Triple-A Pawtucket...OF Jackie Bradley Jr. recalled from Pawtucket...C Erik Kratz designated for assignment...RHP Joe Kelly optioned to Pawtucket...RHP Jonathan Aro selected to active ML roster from Pawtucket.
June 27	RHP Matt Barnes recalled from Triple-A Pawtucket...INF Travis Shaw optioned to Pawtucket.
July 2	C Ryan Hanigan activated from 60-day DL...RHP Jonathan Aro optioned to Triple-A Pawtucket.
July 3	OF Shane Victorino activated from the 15-day DL...OF Jackie Bradley Jr. optioned to Triple-A Pawtucket...C Blake Swihart placed on 15-day DL...RHP Noe Ramirez selected to the active ML roster...RHP Zeke Spruill designated for assignment.
July 4	RHP Steven Wright recalled from Triple-A Pawtucket...RHP Noe Ramirez optioned to Pawtucket.
July 7	INF Travis Shaw recalled from Triple-A Pawtucket...RHP Steven Wright optioned to Pawtucket (7/5).
July 11	RHP Clay Buchholz placed on 15-day DL...LHP Brian Johnson selected to active ML roster from Triple-A Pawtucket...RHP Dalier Hinojosa designated for assignment.
July 17	2B Dustin Pedroia activated from 15-day DL...RHP Matt Barnes optioned to Triple-A Pawtucket (7/12).
July 18	RHP Noe Ramirez recalled from Triple-A Pawtucket...INF Travis Shaw optioned to Pawtucket.

## 2015 Transactions, Continued

DATE	TRANSACTIONS
July 20	C Blake Swihart activated from 15-day DL...C Sandy Leon designated for assignment... RHP Steven Wright recalled from Triple-A Pawtucket as 26th man for the team's doubleheader against Los Angeles (AL).
July 21	OF Daniel Nava activated from 15-day DL...INF Deven Marrero optioned to Triple-A Pawtucket (7/20).
July 22	RHP Joe Kelly recalled from Triple-A Pawtucket...LHP Brian Johnson optioned to Pawtucket.
July 25	2B Dustin Pedroia placed on 15-day DL...RHP Steven Wright recalled from Triple-A Pawtucket...RHP Heath Hembree activated from 15-day DL and optioned to Pawtucket.
July 26	INF Jenile Weeks added to the active ML roster...RHP Noe Ramirez optioned to Triple-A Pawtucket (7/25).
July 27	OF Shane Victorino traded to Los Angeles with cash considerations in exchange for INF Josh Rutledge...OF Rusney Castillo recalled from Triple-A Pawtucket.
July 28	RHP Jean Machi claimed off waivers from San Francisco...RHP Clay Buchholz transferred to 60-day DL.
July 29	INF Josh Rutledge added to active ML roster...INF Jenile Weeks designated for assignment...CF Mookie Betts placed on concussion DL...OF Jackie Bradley Jr. recalled from Triple-A Pawtucket.
July 30	RHP Jean Machi added to active ML roster...OF/1B Daniel Nava designated for assignment...RHP Jonathan Aro recalled from Triple-A Pawtucket...LHP Tommy Layne optioned to Pawtucket.
July 31	RHP Ryan Cook acquired from Oakland in exchange for a player to be named later or cash considerations.
August 1	INF Travis Shaw recalled from Triple-A Pawtucket...RHP Jonathan Aro optioned to Pawtucket.
August 2	RHP Rick Porcello placed on 15-day DL...RHP Ryan Cook added to the active ML roster.
August 4	LHP Henry Owens selected to active ML roster from Triple-A Pawtucket...Ryan Cook optioned to Pawtucket (8/3).
August 7	1B Mike Napoli and cash considerations traded to Texas for a player to be named later or cash considerations.
August 8	INF Deven Marrero recalled from Triple-A Pawtucket.
August 11	LHP Tommy Layne recalled from Triple-A Pawtucket...RHP Justin Masterson designated for assignment...OF Mookie Betts activated from 7-day DL...INF Deven Marrero optioned to Pawtucket...RHP Ryan Cook recalled from Pawtucket...RHP Koji Uehara placed on 15-day DL.
August 15	RHP Steven Wright placed on concussion DL (8/14)...OF/INF Garin Cecchini recalled from Triple-A Pawtucket.
August 17	RHP Matt Barnes recalled from Triple-A Pawtucket...OF/INF Garin Cecchini optioned to Pawtucket...RHP Heath Hembree recalled from Pawtucket...RHP Ryan Cook was optioned to Pawtucket.
August 18	Dave Dombrowski hired as President of Baseball Operations.
August 19	RHP Justin Masterson released.
August 23	RHP Jonathan Aro recalled from Triple-A Pawtucket...RHP Matt Barnes optioned to Pawtucket.
August 26	RHP Rick Porcello activated from 15-day DL...RHP Jonathan Aro optioned to Triple-A Pawtucket.
August 28	RHP Steven Wright transferred to 15-day DL.
August 31	OF Alejandro De Aza and cash considerations traded to San Francisco in exchange for minor league LHP Luis Ysla.
September 1	RHPs Ryan Cook and Noe Ramirez recalled from Triple-A Pawtucket...OF/1B Allen Craig and C Sandy Leon selected to the active ML roster from Pawtucket.
September 5	LF Hanley Ramirez placed on 15-day DL...INF Deven Marrero recalled from Triple-A Pawtucket.
September 8	2B Dustin Pedroia activated from 15-day DL...RHPs Jonathan Aro and Matt Barnes recalled from Triple-A Pawtucket...LHP Rich Hill selected to active ML roster from Pawtucket.
September 11	RHP Roman Mendez claimed off waivers from Texas...RHP Koji Uehara transferred to 60-day DL.
September 24	Mike Hazen named Senior Vice President/General Manager.

2015  
in Review

## 2015 Disabled List

PLAYER	INJURY	ON DL (RETRO TO)	REINSTATED	GAMES MISSED
Christian Vazquez	Recovery from Tommy John surgery (60-day)	March 30	---	162 (78-84)
Joe Kelly	Right biceps strain	April 3 (March 27)	April 11	4 (3-1)
Koji Uehara	Left hamstring strain	April 5 (March 27)	April 13	6 (4-2)
Edwin Escobar	Left elbow inflammation	April 5 (March 29)	June 13	62 (27-35)
Brendon Workman	Recovery from Tommy John surgery (60-day)	April 13 (April 3)	---	162 (78-84)
Shane Victorino	Right hamstring strain	April 25 (April 23)	May 11	16 (5-11)
Ryan Hanigan	Fractured right hand (60-day)	May 2	July 2	57 (24-33)
Justin Masterson	Right shoulder tendinitis	May 14 (May 13)	June 23	38 (16-22)
Anthony Varvaro	Right flexor strain (60-day)	May 24 (April 29)	---	141 (67-74)
Shane Victorino	Left calf strain	May 24	July 3	38 (17-21)
Daniel Nava	Left thumb strain	May 26	July 21	48 (21-27)
Heath Hembree	Right shoulder strain	June 18 (June 15)	July 25	33 (16-17)
Dustin Pedroia	Right hamstring strain	June 25	July 17	16 (10-6)
Blake Swihart	Sprained left foot	July 3 (July 1)	July 20	12 (6-6)
Clay Buchholz	Right elbow strain (60-day)	July 11	---	75 (37-38)
Dustin Pedroia	Right hamstring strain	July 25 (July 23)	September 8	42 (23-19)
Mookie Betts	Concussion (7-day)	July 29	August 11	11 (6-5)
Rick Porcello	Right triceps strain	August 2 (July 30)	August 26	24 (13-11)
Koji Uehara	Right wrist non-displaced distal radius fracture (60-day)	August 11 (August 8)	---	52 (29-23)
Steven Wright	Concussion (15-day)	August 15 (August 14)	---	48 (28-20)
Hanley Ramirez	Right shoulder inflammation	September 5 (August 27)	---	35 (20-15)
<b>2015 Totals</b>	<b>19 Players</b>	<b>21 DL stints</b>		<b>1,082 Games Missed</b>

## THE GREAT FENWAY PARK WRITERS SERIES

THE GREAT FENWAY PARK WRITERS SERIES is the only literary series sponsored by a professional sports team. It is a series that unites Red Sox fans with authors of books on baseball, history, religion, society, politics and poetry.

Now in its 13th year, Writers Series guests have included U.S. Senator Elizabeth Warren; United States Supreme Court Associate Justice Stephen Breyer; former U.S. Senator Bill Bradley; *New York Times* executive editor Bill Keller; writer and feminist leader Gloria Steinem; former UMass President William Bulger; former Maryland Lt. Governor Kathleen Kennedy Townsend; Canada's former Liberal Party Leader Michael Ignatieff; Paul Reid, biographer of Winston Churchill; North Carolina poet Tim Peeler; Curt Smith, speech writer for President George H.W. Bush; *New York Times* military affairs correspondent Michael Gordon; Sally Ride biographer Lynn Sherr; Harvard President Drew Gilpin Faust; Washington Post columnist E.J. Dionne Jr.; MSNBC *Morning Joe Show* co-host Mika Brzezinski, and Claudia Williams, daughter of the immortal Ted.

The list of those who have written books on baseball and sports includes: ESPN's Linda Cohn, Jim Nantz of CBS Sports, Christine Brennan of *USA Today*, *Boys of Summer* author Roger Kahn, Frank Deford of *Sports Illustrated*, former *Boston Globe* columnists Jackie MacMullan, Dan Shaughnessy and Bob Ryan, Ted Williams' biographer Ben Bradlee Jr., and *New York Times* columnists George Vecsey and Dan Barry.

Luncheon and dinner events of The Writers Series are held at either Fenway Park, the Residence Inn Boston Back Bay/Fenway, and the Hotel Commonwealth.

For information regarding upcoming events, please visit: [www.fenwayparkwriters.org](http://www.fenwayparkwriters.org).

Inquiries about the series, may be obtained by email: [FenwayParkWriters@gmail.com](mailto:FenwayParkWriters@gmail.com).

Chairman of The Writers Series is George Mitrovich, president of two leading American public forums, The City Club of San Diego and The Denver Forum; organization that have presented, with The Writers Series, more than 1,800 programs in the public interest (collectively over 84-years).





**Opponents**



## BALTIMORE ORIOLES

Oriole Park at Camden Yards  
333 West Camden Street, Baltimore, MD 21202 | 410-547-6100

Managing General Partner ..... Peter Angelos  
Executive Vice President, Baseball Operations ..... Dan Duquette  
Director, Public Relations ..... Kristen Hudak  
Manager, Media Relations ..... Jim Misudek  
Director, Team Travel ..... Kevin Buck  
2015 Record ..... 81-81  
Stadium (First Season/Capacity) ..... Oriole Park at Camden Yards (1992/45,971)  
Media Relations Telephone/Fax ..... 410-547-6150/410-547-6272

### Series Facts (Since 1954)

Longest Red Sox Winning Streak ..... 13 (9/3/2005-5/16/2006)  
Longest Orioles Winning Streak ..... 8 (4/27-5/30/1960)  
Most consecutive series won by Red Sox ..... 12 (5/30/2008-4/25/2010)  
Most consecutive series won by Orioles ..... 6 (4/27/1960-8/21/1960)

### Last Sweeps

Red Sox 2-game in Boston ..... 9/8-9/9/2009  
Red Sox 3-game in Boston ..... 9/25-9/27/2015  
Red Sox 4-game in Boston ..... 7/7-7/10/2011  
  
Red Sox 2-game in Baltimore ..... 4/25-4/26/2007  
Red Sox 3-game in Baltimore ..... 9/18-9/20/2009  
Red Sox 4-game in Baltimore ..... 9/20-9/23/2002  
  
Orioles 2-game in Boston ..... 7/21-7/22/1999  
Orioles 3-game in Boston ..... 9/8-9/10/2014  
Orioles 4-game in Boston ..... 9/29-10/1/1980  
  
Orioles 2-game in Baltimore ..... 5/13-5/14/2008  
Orioles 3-game in Baltimore ..... 6/9-6/11/2015  
Orioles 4-game in Baltimore ..... 7/9-7/12/1998

2016  
Opponents



## CHICAGO WHITE SOX

U.S. Cellular Field  
333 West 35th Street, Chicago, IL 60616 | 312-674-1000

Chairman ..... Jerry Reinsdorf  
Senior Vice President/General Manager ..... Rick Hahn  
Senior Director of Media Relations ..... Bob Beghtol  
Assistant Director of Media Relations ..... Ray Garcia  
Coordinator of Media Relations ..... Joe Roti  
Director of Team Travel ..... Ed Cassin  
2015 Record ..... 76-86  
Stadium (First Season/Capacity) ..... U.S. Cellular Field (1991/40,615)  
Media Relations Telephone/Fax ..... 312-674-5300/312-674-5847

### Series Facts (Since 1901)

Longest Red Sox Winning Streak ..... 12 (8/5/1921-5/15/1922)  
Longest White Sox Winning Streak ..... 10 (2, last 8/2/1906-5/18/1907)  
Most consecutive series won by Red Sox ..... 7 (6/6/1941-5/14/1942)  
Most consecutive series won by White Sox ..... 17 (8/20/1963-7/3/1966)

### Last Sweeps

Red Sox 2-game in Boston ..... 8/12-8/13/2005  
Red Sox 3-game in Boston ..... 8/30-9/1/2013  
Red Sox 4-game in Boston ..... 7/21-7/24/1988  
  
Red Sox 2-game in Chicago ..... 9/2-9/3/2003  
Red Sox 3-game in Chicago ..... 8/20-8/22/2004  
Red Sox 4-game in Chicago ..... 8/24-8/26/2007  
  
White Sox 2-game in Boston ..... 7/24-7/25/1977  
White Sox 3-game in Boston ..... 9/4-9/5/2010  
White Sox 4-game in Boston ..... 6/2-6/6/1927  
  
White Sox 2-game in Chicago ..... 5/20-5/21/1997  
White Sox 3-game in Chicago ..... 6/30-7/2/2000  
White Sox 4-game in Chicago ..... 9/13-9/16/1990

### Buck Showalter, Manager

**Baltimore Record:** 458-409  
**Career Record:** 1,340-1,242

### Series Records

**All-Time Since 1954**  
543-471

**in Boston**  
276-228

**in Baltimore**  
267-243

**at Camden Yards**  
111-82

### Series Highs Since 1954

(Most Recent Occurrence)

#### Boston (in Boston)

Runs ..... 16 (5/30/1957)  
Hits ..... 20 (9/2/2008)  
Errors ..... 4 (6, 6/11/1993)

#### Boston (in Baltimore)

Runs ..... 18 (2, 8/2/2009)  
Hits ..... 23 (2, 8/2/2009)  
Errors ..... 5 (2, 10/3/1985)

#### Orioles (in Boston)

Runs ..... 17 (9/27/1960)  
Hits ..... 21 (2, 6/25/1970)  
Errors ..... 4 (2, 9/25/1998)

#### Orioles (in Baltimore)

Runs ..... 18 (4/26/2015)  
Hits ..... 20 (2, 4/26/2015)  
Errors ..... 6 (5/19/1974)

### Robin Ventura, Manager

**Chicago Record:** 297-351  
**Career Record:** 297-351

### Series Records

**All-Time Since 1901**  
973-934-11

**in Boston**  
560-394-7

**in Chicago**  
413-540-4

**at U.S. Cellular Field**  
55-52

### Series Highs Since 1901

(Most Recent Occurrence)

#### Boston (in Boston)

Runs ..... 19 (5/13/1947)  
Hits ..... 23 (6/5/1929)  
Errors ..... 10 (7/11/1906)

#### Boston (in Chicago)

Runs ..... 21 (8/30/1970)  
Hits ..... 22 (2, 8/30/1970)  
Errors ..... 6 (6/8/1975)

#### White Sox (in Boston)

Runs ..... 22 (5/31/1970)  
Hits ..... 25 (8/15/1922)  
Errors ..... 7 (2, 7/29/1913)

#### White Sox (in Chicago)

Runs ..... 21 (6/26/1960)  
Hits ..... 22 (6/26/1960)  
Errors ..... 8 (2, 7/29/1913)



# CLEVELAND INDIANS

Progressive Field  
2401 Ontario Street, Cleveland, OH 44115 | 216-420-4200

Owner & Chief Executive Officer ..... Paul J. Dolan  
 President, Baseball Operations ..... Chris Antonetti  
 General Manager ..... Mike Chemoff  
 Director of Baseball Information ..... Bart Swain  
 Asst. Director of Baseball Information ..... Court Berry-Tripp  
 Director of Team Travel ..... Mike Seghi  
 2015 Record ..... 81-80  
 Stadium (First Season/Capacity) ..... Progressive Field (1994/35,225)  
 Media Relations Telephone/Fax ..... 216-420-4380/216-420-4430

## Series Facts (Since 1954)

Longest Red Sox Winning Streak ..... 11 (9/7/1985-8/22/1986)  
 Longest Indians Winning Streak ..... 11 (4/12-6/25/1996)  
 Most consecutive series won by Red Sox ..... 7 (6/28/1983-9/2/1984)  
 Most consecutive series won by Indians ..... 9 (4/29/1954-5/2/1955)

## Last Sweeps

Red Sox 2-game in Boston ..... 7/15-7/16/1998  
 Red Sox 3-game in Boston ..... 4/13-4/15/1993  
 Red Sox 4-game in Boston ..... 5/25-5/28/1987

Red Sox 2-game in Cleveland ..... 4/14-4/15/2008  
 Red Sox 3-game in Cleveland ..... 4/16-4/18/2013  
 Red Sox 4-game in Cleveland ..... 8/27-8/30/1990

Indians 2-game in Boston ..... 5/6-5/7/2009  
 Indians 3-game in Boston ..... 6/23-6/25/1975  
 Indians 4-game in Boston ..... 4/12-4/15/1996

Indians 2-game in Cleveland ..... 6/8-6/9/1993  
 Indians 3-game in Cleveland ..... 10/2-10/4/2015  
 Indians 4-game in Cleveland ..... 10/1-10/4/2009



# DETROIT TIGERS

Comerica Park  
2100 Woodward Avenue, Detroit, MI 48201 | 313-471-2000

Owner/Director ..... Michael Illitch  
 Executive Vice President, Baseball Operations & General Manager ..... Al Avila  
 Vice President, Communications ..... Ron Colangelo  
 Director, Media Relations ..... Aileen Villarreal  
 Manager, Media Relations ..... Chad Crunk  
 Director, Team Travel ..... Brian Britten  
 2015 Record ..... 74-87  
 Stadium (First Season/Capacity) ..... Comerica Park (2000/41,297)  
 Media Relations Telephone/Fax ..... 313-471-2000/313-471-2138

## Series Facts (Since 1901)

Longest Red Sox Winning Streak ..... 11 (8/25/1989-4/11/1990)  
 Longest Tigers Winning Streak ..... 10 (2, last 8/16/1927-5/6/1928)  
 Most consecutive series won by Red Sox ..... 9 (8/28/1951-8/27/1952)  
 Most consecutive series won by Tigers ..... 9 (9/13/1921-6/16/1923)

## Last Sweeps

Red Sox 2-game in Boston ..... 5/18-5/19/2011  
 Red Sox 3-game in Boston ..... 9/17-9/19/1999  
 Red Sox 4-game in Boston ..... 8/26-8/29/2004

Red Sox 2-game in Detroit ..... 4/18-4/19/2000  
 Red Sox 3-game in Detroit ..... 6/2-6/4/2009  
 Red Sox 4-game in Detroit ..... 7/11-7/14/1996

Tigers 2-game in Boston ..... 6/15-6/16/1966  
 Tigers 3-game in Boston ..... 5/16-5/18/2014  
 Tigers 4-game in Boston ..... 6/6-6/9/1983

Tigers 2-game in Detroit ..... 7/26-7/27/1973  
 Tigers 3-game in Detroit ..... 4/5-4/8/2012  
 Tigers 4-game in Detroit ..... 8/18-8/20/1961

### Terry Francona, Manager

**Cleveland Record:** 258-227  
**Career Record:** 1,287-1,142

### Series Records

#### All-Time Series Since 1901

973-1,034-8

**in Boston**

528-478-5

**in Cleveland**

445-556-3

**at Progressive Field**  
46-48

#### Series Highs Since 1901

(Most Recent Occurrence)

#### Boston (in Boston)

Runs ..... 18 (5/5/1930)

Hits ..... 23 (3,5/5/1930)

Errors ..... 7 (7/24/1912)

#### Boston (in Cleveland)

Runs ..... 24 (8/21/1986)

Hits ..... 24 (8/21/1986)

Errors ..... 7 (9/19/1912)

#### Indians (in Boston)

Runs ..... 19 (2, 4/10/1977)

Hits ..... 24 (7/28/1925)

Errors ..... 6 (5, 5/8/1965)

#### Indians (in Cleveland)

Runs ..... 27 (7/17/1923)

Hits ..... 20 (3, 4/11/1992)

Errors ..... 6 (2, 6/2/1912)

### Brad Ausmus, Manager

**Detroit Record:** 164-159  
**Career Record:** 164-159

### Series Records

#### All-Time Series Since 1901

1,031-964-13

**in Boston**

564-436-6

**in Detroit**

467-528-7

**at Comerica Park**  
33-28

#### Series Highs Since 1901

(Most Recent Occurrence)

#### Boston (in Boston)

Runs ..... 23 (6/18/1953)

Hits ..... 27 (6/18/1953)

Errors ..... 8 (9/19/1917)

#### Boston (in Detroit)

Runs ..... 18 (2, 8/2/1956)

Hits ..... 22 (6/13/1934)

Errors ..... 8 (6/18/1921)

#### Tigers (in Boston)

Runs ..... 20 (7/7/1928)

Hits ..... 22 (6/13/1934)

Errors ..... 8 (6/18/1921)

#### Tigers (in Detroit)

Runs ..... 17 (3, 7/28/1990)

Hits ..... 22 (5/9/1927)

Errors ..... 8 (3, 7/16/1939)

2016  
Opponents



# HOUSTON ASTROS

Minute Maid Park  
501 Crawford Street, Houston, TX 77001 | 713-259-8000

Owner and Chairman.....	Jim Crane
President, Business Operations.....	Reid Ryan
General Manager.....	Jeff Luhnow
Vice President, Media Relations.....	Gene Dias
Media Relations Managers.....	Steve Grande and Dena Propis
Manager of Team Operations.....	Dan O'Neill
2015 Record.....	86-76
Stadium (First Season/Capacity).....	Minute Maid Park (2000/41,676)
Media Relations Telephone/Fax.....	713-259-8900/713-259-8032

## Series Facts

Longest Red Sox Winning Streak.....	7 (7/1/2011-4/28/2013)
Longest Astros Winning Streak.....	2 (6/28-6/29/2008)
Most consecutive series won by Red Sox.....	4 (7/1/2011-7/13/2014)
Most consecutive series won by Astros.....	1 (2 times, 7/21-7/23/2015)

## Last Sweeps

Red Sox 2-game in Boston.....	Never Played
Red Sox 3-game in Boston.....	6/13-6/15/2003
Red Sox 4-game in Boston.....	4/25-4/28/2013

Red Sox 2-game in Houston.....	Never Played
Red Sox 3-game in Houston.....	7/1-7/3/2011
Red Sox 4-game in Houston.....	Never Played

Astros 2-game in Boston.....	Never Played
Astros 3-game in Boston.....	N/A
Astros 4-game in Boston.....	Never Played

Astros 2-game in Houston.....	Never Played
Astros 3-game in Houston.....	7/21-7/23/2015
Astros 4-game in Houston.....	Never Played



# KANSAS CITY ROYALS

Kauffman Stadium  
One Royal Way, Kansas City, MO 64129 | 816-921-8000

Owner/Chief Executive Officer.....	David Glass
President.....	Dan Glass
Senior Vice President, Baseball Operations/General Manager.....	Dayton Moore
Vice President, Communications and Broadcasting.....	Mike Swanson
Assistant Director, Media Relations.....	Mike Cummings
Senior Director, Team Travel/Clubhouse Operations.....	Jeff Davenport
2015 Record.....	95-67
Stadium (First Season/Capacity).....	Kauffman Stadium (1973/37,903)
Media Relations Telephone/Fax.....	816-504-4713, 4368, 4369/816-921-5775

## Series Facts

Longest Red Sox Winning Streak.....	7 (2, 5/8-8/11/1998)
Longest Royals Winning Streak.....	12 (8/23/1970-8/25/1971)
Most consecutive series won by Red Sox.....	6 (2, last 4/19/2002-8/4/2005)
Most consecutive series won by Royals.....	8 (8/12/1970-6/15/1972)

## Last Sweeps

Red Sox 2-game in Boston.....	5/8-5/9/1978
Red Sox 3-game in Boston.....	7/18-7/20/2014
Red Sox 4-game in Boston.....	5/19-5/22/2008

Red Sox 2-game in Kansas City.....	N/A
Red Sox 3-game in Kansas City.....	4/19-4/21/2002
Red Sox 4-game in Kansas City.....	N/A

Royals 2-game in Boston.....	5/5-5/6/1997
Royals 3-game in Boston.....	4/26-4/28/1996
Royals 4-game in Boston.....	N/A

Royals 2-game in Kansas City.....	N/A
Royals 3-game in Kansas City.....	8/8-8/10/2006
Royals 4-game in Kansas City.....	N/A

### A.J. Hinch, Manager

**Houston Record:** 86-76

**Career Record:** 175-199

#### Series Records

##### All-Time Series

19-9

##### in Boston

11-3

##### in Houston

8-7

##### at Minute Maid Park

8-7

#### Series Highs

(Most Recent Occurrence)

##### Boston (in Boston)

Runs..... 8 (2, 4/27/2013)

Hits..... 17 (4/26/2013)

Errors..... 3 (2, 6/13/2003)

##### Boston (in Houston)

Runs..... 15 (8/6/2013)

Hits..... 16 (7/13/2014)

Errors..... 2 (7/23/2015)

##### Astros (in Boston)

Runs..... 12 (7/3/2015)

Hits..... 17 (7/3/2015)

Errors..... 2 (5, 7/5/2015)

##### Astros (in Houston)

Runs..... 11 (6/28/2008)

Hits..... 14 (6/28/2008)

Errors..... 3 (7/13/2014)

### Ned Yost, Manager

**Kansas City Record:** 468-469

**Career Record:** 925-971

#### Series Records

##### All-Time Series

231-227

##### in Boston

128-102

##### in Kansas City

103-125

##### at Kauffman Stadium

93-111

#### Series Highs

(Most Recent Occurrence)

##### Boston (in Boston)

Runs..... 17 (5/28/1977)

Hits..... 21 (8/14/1985)

Errors..... 5 (4/28/2001)

##### Boston (in Kansas City)

Runs..... 22 (4/12/1994)

Hits..... 20 (2, 5/8/1998)

Errors..... 4 (2, 8/15/1984)

##### Royals (in Boston)

Runs..... 13 (5, 6/1/2000)

Hits..... 20 (5/28/2010)

Errors..... 4 (3, 4/26/1985)

##### Royals (in Kansas City)

Runs..... 13 (4, 8/2/1987)

Hits..... 20 (8/2/1987)

Errors..... 6 (4/13/1983)





# LOS ANGELES ANGELS OF ANAHEIM

Angel Stadium  
2000 Gene Autry Way, Anaheim, CA 92806 | 714-940-2000

Owner .....	Arte and Carole Moreno
Chairman .....	Dennis Kuhl
President .....	John Carpino
General Manager .....	Billy Eppler
Vice President, Communications .....	Tim Mead
Traveling Secretary .....	Tom Taylor
2015 Record .....	85-77
Stadium (First Season/Capacity) .....	Angel Stadium of Anaheim (1966/45,493)
Media Relations Telephone/Fax .....	714-940-2014/714-940-2205

## Series Facts

Longest Red Sox Winning Streak .....	9 (2, 5/3-8/18/2010)
Longest Angels Winning Streak .....	9 (2, 5/4/2011-6/8/2013)
Most consecutive series won by Red Sox .....	5 (9/15/2009-4/24/2011)
Most consecutive series won by Angels .....	4 (8/25/1961-6/28/1962)

## Last Sweeps

Red Sox 2-game in Boston .....	5/14-5/15/1996
Red Sox 3-game in Boston .....	4/13-4/16/2007
Red Sox 4-game in Boston .....	4/21-4/24/2011
Red Sox 2-game in Anaheim .....	5/30-5/31/1988
Red Sox 3-game in Anaheim .....	7/26-7/28/2010
Red Sox 4-game in Anaheim .....	6/12-6/15/1980
Angels 2-game in Boston .....	5/26-5/28/1989
Angels 3-game in Boston .....	8/21-8/23/2012
Angels 4-game in Boston .....	8/18-8/21/2014
Angels 2-game in Anaheim .....	6/1-6/2/2004
Angels 3-game in Anaheim .....	8/28-8/30/2012
Angels 4-game in Anaheim .....	7/17-7/20/2015(DH)



# MINNESOTA TWINS

Target Field  
1 Twins Way, Minneapolis, MN 55403 | 612-659-3400

Chief Executive Officer .....	Jim Pohlad
President .....	Dave St. Peter
Executive Vice President, General Manager .....	Terry Ryan
Senior Director, Communications .....	Dustin Morse
Senior Manager, Communications .....	Mitch Hestad
Director, Team Travel .....	Mike Herman
2015 Record .....	83-79
Stadium (First Season/Capacity) .....	Target Field (2010/38,871)
Media Relations Telephone/Fax .....	612-659-3400/612-659-4029

## Series Facts (Since 1961)

Longest Red Sox Winning Streak .....	10 (8/27/1977-7/17/1978)
Longest Twins Winning Streak .....	17 (6/2/1965-5/7/1966)
Most consecutive series won by Red Sox .....	6 (5/30/1975-6/14/1976)
Most consecutive series won by Twins .....	6 (5/25-9/12/1965)

## Last Sweeps

Red Sox 2-game in Boston .....	5/19-5/20/2010
Red Sox 3-game in Boston .....	6/16-6/18/2014
Red Sox 4-game in Boston .....	8/14-8/17/1997
Red Sox 2-game in Minnesota .....	8/6-8/7/1997
Red Sox 3-game in Minnesota .....	5/25-5/27/2015
Red Sox 4-game in Minnesota .....	7/3-7/6/2000
Twins 2-game in Boston .....	7/24-7/25/2000
Twins 3-game in Boston .....	6/13-6/15/1994
Twins 4-game in Boston .....	7/18-7/21/1991
Twins 2-game in Minnesota .....	5/13-5/14/1998
Twins 3-game in Minnesota .....	6/13-6/15/2006
Twins 4-game in Minnesota .....	8/1-8/4/1966

### Mike Scioscia, Manager

**Los Angeles Record:** 1,416-1,176  
**Career Record:** 1,416-1,176

### Series Records

#### All-Time Series

334-298-1

**in Boston**

187-133-1

**in Los Angeles**

147-165

**at Angel Stadium**

131-135

### Series Highs

(Most Recent Occurrence)

**Boston (in Boston)**

Runs .....

Hits .....

Errors .....

**Boston (in Los Angeles)**

Runs .....

Hits .....

Errors .....

**Angels (in Boston)**

Runs .....

Hits .....

Errors .....

**Angels (in Los Angeles)**

Runs .....

Hits .....

Errors .....

### Paul Molitor, Manager

**Minnesota Record:** 83-79  
**Career Record:** 83-79

### Series Records

#### All-Time Series Since 1961

300-303

**in Boston**

174-127

**in Minnesota**

126-176

**at Target Field**

10-9

### Series Highs Since 1961

(Most Recent Occurrence)

**Boston (in Boston)**

Runs .....

Hits .....

Errors .....

**Boston (in Minnesota)**

Runs .....

Hits .....

Errors .....

**Twins (in Boston)**

Runs .....

Hits .....

Errors .....

**Twins (in Minnesota)**

Runs .....

Hits .....

Errors .....

2016  
Opponents



# NEW YORK YANKEES

Yankee Stadium  
One East 161st Street, Bronx, NY 10451 | 718-293-4300

Managing General Partner/Co-Chairperson .....	Harold Z. Steinbrenner
President .....	Randy Levine
Senior Vice President/General Manager .....	Brian Cashman
Executive Director, Communications & Media Relations .....	Jason Zillo
Director, Team Travel & Player Services .....	Ben Tuliebitz
2015 Record .....	87-75
Stadium (First Season/Capacity) .....	Yankee Stadium (2009/49,469)
Media Relations Telephone/Fax .....	718-579-4460/718-293-8414

## Series Facts (Since 1903)

Longest Red Sox Winning Streak .....	17 (10/03/1911-7/1/1912)
Longest Yankees Winning Streak .....	12 (2, 8/16/1952-4/23/1953)
Most consecutive series won by Red Sox .....	7 (10/3/1911-9/26/1912)
Most consecutive series won by Yankees .....	21 (9/28/1930-6/6/1933)

## Last Sweeps

Red Sox 2-game in Boston .....	9/19-9/21/1977
Red Sox 3-game in Boston .....	9/13-9/15/2013
Red Sox 4-game in Boston .....	6/4-6/7/1990

Red Sox 2-game in New York .....	8/2-8/3/1978
Red Sox 3-game in New York .....	6/7-6/9/2011
Red Sox 4-game or more in New York .....	(5-game) 6/19-6/22/1912

Yankees 2-game in Boston .....	4/20-4/21/2012
Yankees 3-game in Boston .....	5/1-5/3/2015
Yankees 4-game or more in Boston .....	(5-game) 8/18-8/21/2006

Yankees 2-game in New York .....	5/23-5/24/2001
Yankees 3-game in New York .....	10/1-10/3/2012
Yankees 4-game in New York .....	8/6-8/9/2009

**Joe Girardi,**  
Manager  
**New York Record:** 735-561  
**Career Record:** 813-645

**Series Records**  
**All-Time Series Since 1903**  
962-1,161-14  
**in Boston**  
525-539-7  
**in New York**  
437-622-7  
**at Yankee Stadium**  
34-31

**Series Highs Since 1903**  
(Most Recent Occurrence)  
**Boston (in Boston)**  
Runs .....

**Boston (in New York)**  
Runs .....

**Yankees (in Boston)**  
Runs .....

**Yankees (in New York)**  
Runs .....



# OAKLAND ATHLETICS

O.co Coliseum  
7000 Coliseum Way, Oakland, CA 94621 | 510-638-4900

Owner .....	Lewis Wolff
President .....	Michael Crowley
Executive Vice President of Baseball Operations .....	Billy Beane
Baseball Information Manager .....	Mike Selleck
Player and Media Relations Manager .....	Adam Loberstein
Director of Team Travel .....	Mickey Morabito
2015 Record .....	68-94
Stadium (First Season/Capacity) .....	O.co Coliseum (1968/35,067)
Media Relations Telephone/Fax .....	510-563-2207/510-562-1633

## Series Facts (Since 1968)

Longest Red Sox Winning Streak .....	11 (2, 7/10/1993-4/28/1994)
Longest Athletics Winning Streak .....	8 (5/1-9/2/2012)
Most consecutive series won by Red Sox .....	7 (4/14/1997-8/27/1998)
Most consecutive series won by Athletics .....	4 (2, 7/2/1987-5/29/1988)

## Last Sweeps (Since 1968)

Red Sox 2-game in Boston .....	9/25-9/26/2007
Red Sox 3-game in Boston .....	6/5-6/7/2015
Red Sox 4-game in Boston .....	7/22-7/25/1993

Red Sox 2-game at Athletics .....	4/1-4/2/2008
Red Sox 3-game at Athletics .....	9/6-9/8/2004
Red Sox 4-game at Athletics .....	8/4-8/7/1977

Athletics 2-game in Boston .....	N/A
Athletics 3-game in Boston .....	9/3-9/5/1990
Athletics 4-game in Boston .....	8/10-8/12/1971

Athletics 2-game at Athletics .....	4/27-4/28/1987
Athletics 3-game at Athletics .....	8/31-9/2/2012
Athletics 4-game at Athletics .....	N/A

**Bob Melvin,**  
Manager  
**Oakland Record:** 393-354  
**Career Record:** 886-862

**Series Records**  
**All-Time Series Since 1901**  
1,067-877-10  
**vs. Oakland Since 1968**  
286-235  
**in Boston**  
169-94  
**in Oakland**  
117-142  
**at O.co Coliseum**  
118-141

**Series Highs Since 1968**  
(Most Recent Occurrence)  
**Boston (in Boston)**  
Runs .....

**Boston (in Oakland)**  
Runs .....

**Athletics (in Boston)**  
Runs .....

**Athletics (in Oakland)**  
Runs .....



# SEATTLE MARINERS

Safeco Field  
1250 First Avenue S., Seattle, WA 98134 | 206-346-4000

Chairman and Chief Executive Officer..... Howard Lincoln  
 President and Chief Operating Officer..... Kevin Mather  
 Executive Vice President & General Manager of Baseball Operations..... Jerry Dipoto  
 Senior Director, Baseball Information..... Tim Hevly  
 Senior Managers, Baseball Information..... Kelly Munro/Fernando Alcalá  
 Director, Team Travel..... Ron Spelley  
 2015 Record..... 76-86  
 Stadium (First Season/Capacity)..... Safeco Field (1999/47,943)  
 Media Relations Telephone/Fax..... 206-346-4000/206-346-4400

## Series Facts

Longest Red Sox Winning Streak.....15 (5/4/1977-6/17/1978)  
 Longest Mariners Winning Streak.....5 (7/22/2006-8/27/2006)  
 Most consecutive series won by Red Sox.....6 (5/3/1977-6/18/1978)  
 Most consecutive series won by Mariners.....5 (5/29/1992-5/4/1993)

## Last Sweeps

Red Sox 2-game in Boston.....5/14-5/15/2012  
 Red Sox 3-game in Boston.....7/30-8/1/2013  
 Red Sox 4-game in Boston.....8/22-8/25/2003

Red Sox 2-game in Seattle.....5/7-5/8/1986  
 Red Sox 3-game in Seattle.....9/13-9/15/2010  
 Red Sox 4-game in Seattle.....N/A

Mariners 2-game in Boston.....5/3-5/4/1993  
 Mariners 3-game in Boston.....8/22-8/24/2014  
 Mariners 4-game in Boston.....N/A

Mariners 2-game in Seattle.....4/25-4/26/1994  
 Mariners 3-game in Seattle.....6/25-6/27/2007  
 Mariners 4-game in Seattle.....N/A



# TAMPA BAY RAYS

Tropicana Field  
One Tropicana Drive, St. Petersburg, FL 33705 | 727-825-3137

Principal Owner.....Stuart Sternberg  
 President.....Brian Auld  
 President, Baseball Operations.....Matt Silverman  
 Vice President, Communications.....Rick Vaughn  
 Senior Director, Communications.....Dave Haller  
 Director, Team Travel and Clubhouse Operations.....Chris Westmoreland  
 2015 Record.....80-82  
 Stadium (First Season/Capacity).....Tropicana Field (1998/31,042)  
 Media Relations Telephone/Fax.....727-825-3242/727-825-3111

## Series Facts

Longest Red Sox Winning Streak.....11 (4/6-6/26/2001)  
 Longest Rays Winning Streak.....6 (8/16-9/15/2011)  
 Most consecutive series won by Red Sox.....7 (4/28/2004-4/17/2005)  
 Most consecutive series won by Rays.....5 (9/17/2008-5/3/2009)

## Last Sweeps

Red Sox 2-game in Boston.....4/26-4/27/2002  
 Red Sox 3-game in Boston.....5/30-6/1/2014  
 Red Sox 4-game in Boston.....5/25-5/28/2006

Red Sox 2-game in Tampa Bay.....7/17-7/18/2002  
 Red Sox 3-game in Tampa Bay.....5/24-5/26/2010  
 Red Sox 4-game in Tampa Bay.....9/9-9/12/2002

Rays 2-game in Boston.....9/25-9/26/2012  
 Rays 3-game in Boston.....N/A  
 Rays 4-game in Boston.....4/16-4/19/2010

Rays 2-game in Tampa Bay.....8/4-8/5/2009  
 Rays 3-game in Tampa Bay.....5/23-5/25/2014  
 Rays 4-game in Tampa Bay.....N/A

**Scott Servais,**  
Manager

**Team Record:** 1st season  
**Career Record:** 1st season

### Series Records

**All-Time Series**  
231-171

**in Boston**  
121-75

**in Seattle**  
110-96

**at Safeco Field**  
37-43

### Series Highs

(Most Recent Occurrence)

#### Boston (in Boston)

Runs.....22 (8/15/2015)  
Hits.....26 (8/15/2015)  
Errors.....4 (5/19/1982)

#### Boston (in Seattle)

Runs.....14 (7/21/1983)  
Hits.....18 (3, 8/16/2015)  
Errors.....4 (4, 4/3/1998)

#### Mariners (in Boston)

Runs.....13 (2, 5/21/1996)  
Hits.....24 (9/3/1981)  
Errors.....5 (6/18/1980)

#### Mariners (in Seattle)

Runs.....15 (2, 5/24/1995)  
Hits.....18 (2, 7/20/2004)  
Errors.....3 (2, 5/12/2002)

**Kevin Cash,**  
Manager

**Team Record:** 80-82  
**Career Record:** 80-82

### Series Records

**All-Time Series**  
180-136

**in Boston**  
99-58

**in Tampa Bay**  
81-77

**at Tropicana Field**  
81-77

### Series Highs

(Most Recent Occurrence)

#### Boston (in Boston)

Runs.....22 (7/23/2002)  
Hits.....21 (7/5/2007)  
Errors.....3 (5/7/2000)

#### Boston (in Tampa Bay)

Runs.....15 (9/20/2005)  
Hits.....21 (9/20/2005)  
Errors.....2 (15, 9/19/2012)

#### Rays (in Boston)

Runs.....15 (7/24/2003)  
Hits.....21 (7/24/2003)  
Errors.....4 (2, 4/19/2006)

#### Rays (in Tampa Bay)

Runs.....13 (2, 9/19/2012)  
Hits.....19 (4/1/2003)  
Errors.....3 (3, 9/18/2012)

2016  
Opponents



## TEXAS RANGERS

Globe Life Park in Arlington  
1000 Ballpark Way, Ste. 400, Arlington, TX 76011 | 817-273-5222

Co-Chairmen.....Ray C. Davis, Bob R. Simpson  
President of Baseball Operations and General Manager.....Jon Daniels  
Executive Vice President, Communications.....John Blake  
Senior Director, Media Relations.....Rich Rice  
Director of Travel.....Josh Shelton  
2015 Record.....88-74  
Stadium (First Season/Capacity).....Globe Life Park in Arlington (1994/48,114)  
Media Relations Telephone/Fax.....817-273-5203/817-273-5110

### Series Facts (Since 1972)

Longest Red Sox Winning Streak.....9 (4/18-9/5/2008)  
Longest Rangers Winning Streak.....9 (7/21/1975-7/19/1976)  
Most consecutive series won by Red Sox.....6 (7/9/2004-4/5/2006)  
Most consecutive series won by Rangers.....5 (2, 8/24/1993-7/16/1995)

### Last Sweeps (Since 1972)

Red Sox 2-game in Boston.....8/18/1998 (DH)  
Red Sox 3-game in Boston.....8/12-8/14/2008  
Red Sox 4-game in Boston.....4/18-4/21/2008

Red Sox 2-game in Texas.....8/4-8/5/1997  
Red Sox 3-game in Texas.....5/25-5/27/2007  
Red Sox 4-game in Texas.....N/A

Rangers 2-game in Boston.....4/17-4/18/2012  
Rangers 3-game in Boston.....8/11-8/13/1997  
Rangers 4-game in Boston.....N/A

Rangers 2-game in Texas.....5/11-5/12/1998  
Rangers 3-game in Texas.....5/3-5/5/2013  
Rangers 4-game in Texas.....5/23-5/26/1985

2016 Opponents



## TORONTO BLUE JAYS

Rogers Centre  
1 Blue Jays Way, Ste. 3200, Toronto, ON M5V 1J1 Canada | 416-341-2000

Chairman, Toronto Blue Jays.....Edward Rogers  
Vice Chairman, Rogers Communications, Inc. ....Phil Lind  
President and Chief Executive Officer.....Mark Shapiro  
Executive Vice President, Baseball Operations/General Manager.....Ross Atkins  
Vice President, Communications.....Jay Stenhouse  
Manager, Baseball Information.....Mal Romanin  
Director Team Travel and Clubhouse Operations.....Mike Shaw  
2015 Record.....93-69  
Stadium (First Season/Capacity).....Rogers Centre (1989/49,282)  
Media Relations Telephone/Fax.....416-341-1301/416-341-1250

### Series Facts

Longest Red Sox Winning Streak.....11 (4/16-7/11/2002)  
Longest Blue Jays Winning Streak.....8 (8/11/1987-6/11/1988)  
Most consecutive series won by Red Sox.....6 (4/24/1977-5/31/1978)  
Most consecutive series won by Blue Jays.....7 (7/27/1987-6/4/1989)

### Last Sweeps

Red Sox 2-game in Boston.....9/17-9/18/1997  
Red Sox 3-game in Boston.....8/28-8/30/2009  
Red Sox 4-game or more in Boston.....(5-game) 7/1-7/4/2002

Red Sox 2-game in Toronto.....4/16-4/17/2002  
Red Sox 3-game in Toronto.....6/10-6/12/2011  
Red Sox 4-game in Toronto.....5/31-6/3/2001

Blue Jays 2-game in Boston.....8/16-8/17/2008  
Blue Jays 3-game in Boston.....6/12-6/14/2015  
Blue Jays 4-game in Boston.....6/2-6/5/1988

Blue Jays 2-game in Toronto.....5/10-5/11/2011  
Blue Jays 3-game in Toronto.....4/4-4/6/2008  
Blue Jays 4-game in Toronto.....9/3-9/6/1998

**Jeff Banister,**  
Manager

**Texas Record:** 88-74

**Career Record:** 88-74

**Series Records**  
**All-Time Series Since 1972**

227-222

**in Boston**

134-90

**in Texas**

93-132

**at Globe Life Park**

39-56

**Series Highs Since 1972**  
(Most Recent Occurrence)

**Boston (in Boston)**

Runs.....19 (8/12/2008)

Hits.....21 (7/10/2004)

Errors.....5 (3, 9/1/1993)

**Boston (in Texas)**

Runs.....17 (8/5/1997)

Hits.....24 (8/5/1997)

Errors.....4 (3, 4/4/1996)

**Rangers (in Boston)**

Runs.....18 (4/17/2012)

Hits.....22 (6/11/2006)

Errors.....4 (2, 8/22/2002)

**Rangers (in Texas)**

Runs.....19 (8/1/2002)

Hits.....20 (2, 8/1/2002)

Errors.....5 (7/19/1975)

**John Gibbons,**  
Manager

**Toronto Record:** 555-541

**Career Record:** 555-541

**Series Records**  
**All-Time Series**

316-262

**in Boston**

155-133

**in Toronto**

161-129

**at Rogers Centre**

117-96

**Series Highs**  
(Most Recent Occurrence)

**Boston (in Boston)**

Runs.....18 (9/13/2011)

Hits.....22 (10/4/1980)

Errors.....6 (9/24/1984)

**Boston (in Toronto)**

Runs.....16 (2, 6/11/2011)

Hits.....21 (8/9/1991)

Errors.....4 (3, 4/6/2008)

**Blue Jays (in Boston)**

Runs.....15 (3, 8/17/2008)

Hits.....22 (2, 8/17/2008)

Errors.....4 (2, 7/3/2002)

**Blue Jays (in Toronto)**

Runs.....13 (2, 9/24/2006)

Hits.....19 (2, 6/1/2003)

Errors.....4 (4, 8/11/1991)



# ARIZONA DIAMONDBACKS

Chase Field  
401 E. Jefferson Street, Phoenix, AZ 85004 | 602-462-6000

Managing General Partner .....	Ken Kendrick
President/Chief Executive Officer .....	Derrick Hall
Chief Baseball Officer .....	Tony La Russa
Sr. Vice President, Communications .....	Josh Rawitch
Sr. Director, Player and Media Relations.....	Casey Wilcox
Senior Director, Team Travel .....	Roger Riley
2015 Record.....	79-83
Stadium (First Season/Capacity) .....	Chase Field (1998/48,519)
Media Relations Telephone/Fax.....	602-462-6519/602-462-6527

## Last Sweeps

Red Sox 2-game in Boston .....	Never Played
Red Sox 3-game in Boston .....	6/15-6/17/2010
Red Sox 4-game in Boston .....	Never Played
Red Sox 2-game in Arizona .....	Never Played
Red Sox 3-game in Arizona .....	N/A
Red Sox 4-game in Arizona .....	Never Played
Diamondbacks 2-game in Boston .....	Never Played
Diamondbacks 3-game in Boston .....	6/7-6/9/2002
Diamondbacks 4-game in Boston .....	Never Played
Diamondbacks 2-game in Arizona .....	Never Played
Diamondbacks 3-game in Arizona .....	N/A
Diamondbacks 4-game in Arizona .....	Never Played



# ATLANTA BRAVES

Turner Field  
755 Hank Aaron Drive, Atlanta, GA 30302 | 404-522-7630

Chairman and CEO .....	Terence F. McGuirk
President.....	John Schuerholz
President, Baseball Operations .....	John Hart
Director of Media Relations .....	Brad Hainje
Manager, Media Relations .....	Adrienne Midgley
Traveling Secretary .....	Chris Van Zant
2015 Record.....	67-95
Stadium (First Season/Capacity) .....	Turner Field (1997/49,393)
Media Relations Telephone/Fax.....	404-614-1541/404-614-1391

## Last Sweeps

Red Sox 2-game in Boston .....	5/28-5/29/2014
Red Sox 3-game in Boston .....	N/A
Red Sox 4-game in Boston .....	Never Played
Red Sox 2-game in Atlanta .....	5/26-5/27/2014
Red Sox 3-game in Atlanta .....	6/16-6/18/2006
Red Sox 4-game in Atlanta .....	Never Played
Braves 2-game in Boston .....	Never Played
Braves 3-game in Boston .....	6/28-6/30/2002
Braves 4-game in Boston .....	Never Played
Braves 2-game in Atlanta.....	Never Played
Braves 3-game in Atlanta.....	N/A
Braves 4-game in Atlanta.....	Never Played

### Chip Hale, Manager

**Arizona Record:** 79-83  
**Career Record:** 79-83

**Series Records**  
**All-Time Series**  
9-6

**Series Highs**  
(Most Recent Occurrence)  
**Boston (in Boston)**  
Runs..... 8 (6/17/2010)  
Hits .....

12 (6/25/2008)  
Errors .....

1 (6, 8/4/2013)  
**Boston (in Arizona)**  
Runs..... 10 (6/8/2007)  
Hits .....

12 (6/8/2007)  
Errors .....

3 (6/10/2007)  
**Diamondbacks (in Boston)**  
Runs..... 7 (2, 8/2/2013)  
Hits .....

16 (8/2/2013)  
Errors .....

2 (6/17/2010)  
**Diamondbacks (in Arizona)**  
Runs..... 5 (6/10/2007)  
Hits .....

7 (2, 6/10/2007)  
Errors .....

1 (2, 6/10/2007)  
**Fredi Gonzalez,  
Manager**  
**Atlanta Record:** 425-385  
**Career Record:** 701-664

**Series Records**  
**All-Time Series**  
32-30

**Series Highs**  
(Most Recent Occurrence)  
**Boston (in Boston)**  
Runs..... 13 (5/19/2007)  
Hits .....

18 (2, 6/16/2015)  
Errors .....

4 (5/21/2005)  
**Boston (in Atlanta)**  
Runs..... 11 (6/20/2007)  
Hits .....

15 (6/20/2007)  
Errors .....

3 (2, 7/10/1999)  
**Braves (in Boston)**  
Runs..... 15 (8/30/1997)  
Hits .....

19 (8/30/1997)  
Errors .....

3 (5/29/2014)  
**Braves (in Atlanta)**  
Runs..... 10 (7/04/2004)  
Hits .....

15 (2, 6/18/2007)  
Errors .....

2016  
Opponents



## COLORADO ROCKIES

Coors Field  
2001 Blake Street, Denver, CO 80205 | 303-292-0200

Owner/Chairman and Chief Executive Officer ..... Richard Monfort  
Owner/General Partner ..... Charles Monfort  
Senior Vice President and General Manager ..... Jeff Bridich  
Vice President, Communications and Marketing ..... Jill Campbell  
Director, Communications ..... Warren Miller  
2015 Record ..... 68-94  
Stadium (First Season/Capacity) ..... Coors Field (1995/50,480)  
Media Relations Telephone/Fax ..... 303-312-2325/303-312-2319

### Last Sweeps

Red Sox 2-game in Boston ..... 6/25-6/26/2013  
Red Sox 3-game in Boston ..... N/A  
Red Sox 4-game in Boston ..... Never Played

Red Sox 2-game in Colorado ..... Never Played  
Red Sox 3-game in Colorado ..... N/A  
Red Sox 4-game in Colorado ..... Never Played

Rockies 2-game in Boston ..... Never Played  
Rockies 3-game in Boston ..... N/A  
Rockies 4-game in Boston ..... Never Played

Rockies 2-game in Colorado ..... Never Played  
Rockies 3-game in Colorado ..... N/A  
Rockies 4-game in Colorado ..... Never Played



## LOS ANGELES DODGERS

Dodger Stadium  
1000 Elysian Park Ave., Los Angeles, CA 90009 | 323-224-1500

Chairman ..... Mark Walter  
President and CEO ..... Stan Kasten  
President of Baseball Operations ..... Andrew Friedman  
Director, Public Relations ..... Joe Jareck  
Assistant Director, Public Relations ..... Yvonne Carrasco  
Director, Team Travel ..... Scott Akasaki  
2015 Record ..... 92-70  
Stadium (First Season/Capacity) ..... Dodger Stadium (1962/56,000)  
Media Relations Telephone/Fax ..... 323-224-1301/323-224-1459

### Last Sweeps

Red Sox 2-game in Boston ..... Never Played  
Red Sox 3-game in Boston ..... 6/18-6/20/2010  
Red Sox 4-game in Boston ..... Never Played

Red Sox 2-game in Los Angeles ..... Never Played  
Red Sox 3-game in Los Angeles ..... N/A  
Red Sox 4-game in Los Angeles ..... Never Played

Dodgers 2-game in Boston ..... Never Played  
Dodgers 3-game in Boston ..... N/A  
Dodgers 4-game in Boston ..... Never Played

Dodgers 2-game in Los Angeles ..... Never Played  
Dodgers 3-game in Los Angeles ..... 6/21-6/23/2004  
Dodgers 4-game in Los Angeles ..... Never Played

### Walt Weiss, Manager

**Colorado Record:** 208-278  
**Career Record:** 208-278

### Series Records All-Time Series 8-8

### Series Highs Since 1954 (Most Recent Occurrence)

**Boston (in Boston)**  
Runs ..... 11 (6/25/2013)  
Hits ..... 20 (6/25/2013)  
Errors ..... 3 (6/12/2002)

**Boston (in Colorado)**  
Runs ..... 15 (9/25/2013)  
Hits ..... 16 (9/25/2013)  
Errors ..... 2 (2, 6/24/2010)

**Rockies (in Boston)**  
Runs ..... 12 (6/13/2007)  
Hits ..... 14 (6/13/2007)  
Errors ..... 5 (6/12/2002)

**Rockies (in Colorado)**  
Runs ..... 11 (6/24/2010)  
Hits ..... 18 (6/24/2010)  
Errors ..... 2 (9/25/2013)

### Dave Roberts, Manager

**Los Angeles Record:** 1st season  
**Career Record:** 0-1

### Series Records All-Time Series 7-5

### Series Highs Since 1901 (Most Recent Occurrence)

**Boston (in Boston)**  
Runs ..... 10 (6/18/2010)  
Hits ..... 13 (6/18/2010)  
Errors ..... 4 (6/19/2010)

**Boston (in Los Angeles)**  
Runs ..... 8 (8/25/2013)  
Hits ..... 12 (8/25/2013)  
Errors ..... 2 (6/23/2002)

**Dodgers (in Boston)**  
Runs ..... 14 (6/12/2004)  
Hits ..... 55 (6/12/2004)  
Errors ..... 1 (3, 8/25/2013)

**Dodgers (in Los Angeles)**  
Runs ..... 9 (6/23/2002)  
Hits ..... 13 (6/23/2002)  
Errors ..... 2 (6/23/2002)



# SAN DIEGO PADRES

Petco Park  
100 Park Blvd., San Diego, CA 92112 | 619-795-5000

Executive Chairman ..... Ron Fowler  
 President/Chief Executive Officer ..... Mike Dee  
 Executive Vice President/General Manager ..... A.J. Preller  
 Director, Communications ..... Shana Wilson  
 Senior Manager, Media Relations ..... Josh Ishoo  
 Director, Team Travel/Equipment Manager ..... Brian Prilaman  
 2015 Record ..... 74-88  
 Stadium (First Season/Capacity) ..... PETCO Park (2004/41,162)  
 Media Relations Telephone/Fax ..... 619-795-5000/619-795-5266

## Last Sweeps

Red Sox 2-game in Boston ..... Never Played  
 Red Sox 3-game in Boston ..... 7/2-7/4/2014  
 Red Sox 4-game in Boston ..... Never Played

Red Sox 2-game in San Diego ..... Never Played  
 Red Sox 3-game in San Diego ..... N/A  
 Red Sox 4-game in San Diego ..... Never Played

Padres 2-game in Boston ..... Never Played  
 Padres 3-game in Boston ..... N/A  
 Padres 4-game in Boston ..... Never Played

Padres 2-game in San Diego ..... Never Played  
 Padres 3-game in San Diego ..... N/A  
 Padres 4-game in San Diego ..... Never Played

**Andy Green,**  
**Manager**  
**San Diego:** 1st season  
**Career Record:** 1st season

**Series Records**  
**All-Time Series**  
 10-5

**Series Highs**  
 (Most Recent Occurrence)  
**Boston (in Boston)**  
 Runs ..... 14 (6/20/2011)  
 Hits ..... 18 (7/4/2013)  
 Errors ..... 3 (6/9/2004)

**Boston (in San Diego)**  
 Runs ..... 5 (6/20/2002)  
 Hits ..... 11 (6/24/2007)  
 Errors ..... 0

**Padres (in Boston)**  
 Runs ..... 8 (6/9/2004)  
 Hits ..... 13 (6/20/2011)  
 Errors ..... 1 (2, 6/21/2011)

**Padres (in San Diego)**  
 Runs ..... 6 (2, 6/23/2007)  
 Hits ..... 11 (6/23/2007)  
 Errors ..... 1 (4, 6/24/2007)

## ALL-TIME OPPONENT HOME RUN LEADERS AT FENWAY PARK (Regular Season)

PLAYER	HR	YEARS	PLAYER	HR	YEARS
Babe Ruth (L)	38	1920-1934	Alex Rodriguez	27	1994-present
Mickey Mantle (S)	38	1951-1968	Rocky Colavito	26	1955-1968
Harmon Killebrew	37	1954-1975	Willie Horton	26	1963-1980
Al Kaline	30	1953-1974	Ken Keltner	25	1937-1944/1946-1949
Joe DiMaggio	29	1936-1951	Roy Sievers	25	1949-1965
Gus Zernial	28	1949-1959	Vic Wertz (L)	25	1947-1958/1961-1963
Lou Gehrig (L)	27	1923-1939	Reggie Jackson (L)	25	1967-1987
Joe Gordon	27	1938-1943/1946-1950			

## OPPONENTS LAST TIME (Regular Season)

### Batting

Stole home ..... Domingo Santana, 7/3/15 vs. HOU  
 ..... (10th-inning double steal off N. Ramirez)  
 Hit a pinch-hit home run ..... Colby Rasmus, 7/23/15 at HOU  
 Hit an inside-the-park grand slam ..... Junior Felix, 6/2/89 vs. TOR  
 Hit an extra-inning grand slam ..... Jason Kubel, 6/13/06 at MIN (12th inning off J. Tavaraz)  
 Hit a game-ending grand slam ..... Jason Kubel, 6/13/06 at MIN (12th inning off J. Tavaraz)

### Pitching

Pitched a No-hitter ..... Chris Bosio, 4/22/93 at SEA  
 Pitched a No-hitter at Fenway Park ..... Jim Bunning, 7/20/58 vs. DET (G1)  
 Held the Red Sox to 1 hit ..... Odorizzi, Beliveau, Yates, 8/30/14 at TB

2016  
Opponents



# SAN FRANCISCO GIANTS

AT&T Park  
24 Willie Mays Plaza, San Francisco, CA 94107 | 415-972-2000

President and Chief Executive Officer ..... Laurence M. Baer  
 Executive Vice President of Baseball Operations ..... Brian R. Sabean  
 Senior Director, Media Relations ..... Matt Chisholm  
 Manager, Media Relations ..... Liam Connolly  
 Director, Team Travel ..... Bret Alexander  
 2015 Record ..... 84-78  
 Stadium (First Season/Capacity) ..... AT&T Park (2004/41,915)  
 Media Relations Telephone/Fax ..... 415-972-2000/415-947-2800

## Last Sweeps

Red Sox 2-game in Boston ..... Never Played  
 Red Sox 3-game in Boston ..... 6/15-6/17/2007  
 Red Sox 4-game in Boston ..... Never Played

Red Sox 2-game in San Francisco ..... Never Played  
 Red Sox 3-game in San Francisco ..... N/A  
 Red Sox 4-game in San Francisco ..... Never Played

Giants 2-game in Boston ..... Never Played  
 Giants 3-game in Boston ..... N/A  
 Giants 4-game in Boston ..... Never Played

Giants 2-game in San Francisco ..... Never Played  
 Giants 3-game in San Francisco ..... N/A  
 Giants 4-game in San Francisco ..... Never Played

**Bruce Bochy,**  
**Manager**  
**San Francisco Record:** 751-707  
**Career Record:** 1,702-1,682

**Series Records**  
**All-Time Series**  
 8-4

**Series Highs**  
 (Most Recent Occurrence)  
**Boston (in Boston)**  
 Runs ..... 10 (4, 6/15/2007)  
 Hits ..... 11 (6/17/2007)  
 Errors ..... 0

**Boston (in San Francisco)**  
 Runs ..... 14 (6/18/2004)  
 Hits ..... 14 (6/18/2004)  
 Errors ..... 2 (3, 6/18/2004)

**Giants (in Boston)**  
 Runs ..... 5 (6/17/2007)  
 Hits ..... 9 (6/17/2007)  
 Errors ..... 1 (6/15/2007)

**Giants (in San Francisco)**  
 Runs ..... 9 (2, 6/18/2004)  
 Hits ..... 12 (6/25/2010)  
 Errors ..... 2 (2, 8/21/2013)

## ACTIVE OPPONENT HOME RUN LEADERS AT FENWAY PARK

(Regular Season)

PLAYER	HR	PLAYER	HR
Alex Rodriguez	27	Nick Swisher (S)	10
Jose Bautista	21	Nelson Cruz	8
Robinson Cano (L)	13	Curtis Granderson (L)	8
Evan Longoria	13	Mark Reynolds	8
Mark Teixeira (S)	12	Carlos Beltran (S)	7
Edwin Encarnacion	10	Mike Napoli	7
Adam Jones	10	Melvin Upton	7

## ACTIVE OPPONENT LEADERS VS. RED SOX

(Regular Season Career)

### BATTING

RANK/PLAYER	AVG*	RANK/PLAYER	HR	RANK/PLAYER	RBI
1. A. Gordon	.347	1. A. Rodriguez	57	1. A. Rodriguez	164
2. K. Suzuki	.342	2. J. Bautista	35	2. R. Cano	109
3. N. Cruz	.339	3. M. Teixeira	30	3. M. Teixeira	88
4. M. Cabrera	.324	4. E. Longoria	25	4. J. Bautista	85
5. J. Hamilton	.313	5. R. Cano	22	5. E. Longoria	83



\*Minimum 150 PA

### PITCHING

RANK/PLAYER	ERA*	RANK/PLAYER	W	RANK/PLAYER	SO
1. C. Wilson	2.62	1. C. Sabathia	12	1. C. Sabathia	188
2. C. Tillman	2.84	2. D. Price	11	2. S. Kazmir	164
3. J. Johnson	3.02	3. B. Colon	9	3. B. Colon	146
4. D. Price	3.08	S. Kazmir	9	4. J. Shields	142
5. J. Verlander	3.16	J. Shields	9	5. D. Price	139
		C. Tillman	9		

\*Minimum 50.0 IP





Jason Varitek, Tim Wakefield, Ira Flagstead, and Larry Lucchino will be inducted into the Red Sox Hall of Fame in May 2016.

## History & Records

# The History of the Red Sox

## 1901-1909

The American League was formed in **1901**, and Boston, Chicago, Detroit and Cleveland are the remaining charter members. The Boston American League Base Ball Club, officially known as the Americans, but also known by the media as the Somersets after owner **Charles Somers**, started the season on the road April 26 against the Baltimore Orioles (now the New York Yankees), but didn't get their 1st win until April 30 in Philadelphia, a 10-inning, 8-6 decision pitched by **Cy Young**. **Young** also won the Huntington Avenue Grounds home opener May 8 against Philadelphia, 12-4. In **1903**, the team finished 1st with a 91-47 record earning a berth in the 1st World Series against the National League Pittsburg Pirates. Game 1 was played at Huntington Avenue and pitched by **Young**, who lost but then won 2 games in the Series. Boston won 5 games to 3, in a best of 9 series, bolstered by **Bill Dinneen** who won 3 games. **1904** brought another successful year with **Young** pitching the 1st perfect game of the modern era in the Huntington Avenue Grounds against Philadelphia on May 5. With a 95-59 record, the 1904 Americans were set to play the New York Giants in the World Series, but Giants manager John McGraw and owner John Brush refused to play, making this the 1st of only 2 times since 1903 the World Series was not played. After **1907**, the cross-town National League Red Stockings adopted the name "Doves" and changed the team colors from red to blue. Americans owner **John I. Taylor** snapped up the popular color, and renamed his team the Red Sox. In the latter half of the decade, **Young** continued to dominate, throwing a no-hitter in New York in **1908** on the way to his record 511 career wins. The Red Sox, however, would not see postseason play again until the next decade.

## 1910-1919

**Taylor** decided the Red Sox needed a new ballpark. Fenway Park opened in **1912**, and a decade of dynasty began. The new park, named Fenway Park due to its location in the Fenway part of Boston, opened April 20, 1912, with the Red Sox taking a 7-6, 11-inning decision from the New York Highlanders (Yankees). With a 105-47 record, the Sox headed for the World Series led by fireballer **Smoky Joe Wood's** 34-5 record, and centerfielder **Tris Speaker's** .383 batting average. This time, John McGraw did bring the Giants to the World Series, and the Sox defeated them 4 games to 3 with one tie. The Red Sox picked up a young left-handed pitcher in **1914** by the name of **George Herman "Babe" Ruth**, who would figure prominently in the Red Sox World Series dynasty of the next several years. The Red Sox went to the World Series 3 more times in the teens and won each year. The **1915** Series was marked by the strong hitting and fielding performances of the legendary Sox outfield of **Duffy Lewis, Speaker**, and **Harry Hooper**. After dropping Game 1, the Sox won the next 4 to defeat the Philadelphia Phillies for the championship. In **1916**, **Ruth** was the season and Series hero, with a 23-12 regular-season record and a 1.75 ERA. In Game 2 of the World Series, **Ruth** pitched a 14-inning, CG 2-1 win against Brooklyn, while the Sox went on to take the Series 4 games to 1 for the 2nd straight year. The Red Sox played their World Series games in 1915 and 1916 in the new and larger capacity National League Braves Field on Commonwealth Ave., which held 40,000 fans. In **1918**, **Ruth** extended his streak to 29.2 scoreless World Series innings, a record that stood until 1961, and also tied for the league lead with 11 home runs. In the World Series against the Chicago Cubs, **Ruth** and **Carl Mays** each won 2 games to lead the Sox to their 4th World Championship in 7 years. Journeyman LF **George Whiteman** was the club's unsung Series hero.



**Cy Young pitched the first perfect game of the modern era on May 5, 1904.**


## 1920-1929

After Sox owner **Harry Frazee** sold **Ruth** and most of his best players to the Yankees, the "Roaring Twenties" were anything but for the Red Sox. The team did not make it to .500 in any year of the decade, losing over 100 games in 3 straight seasons from **1925-1927**. To add to the difficulty on the field, the ballpark itself suffered a setback. On May 8, **1926**, fire roared through Fenway Park, destroying much of the left-field bleacher sections. Then-owner **Bob Quinn** could not afford to rebuild the sections, and the difficult decade for the Sox continued. All was not gloomy, however, as there were several stand-out performances by individual players during the decade. Pitcher **Sam Jones** won 23 games in **1921**, and **Howard Ehmke** won 39 games for the Sox in **1923-1924**, including a no-hitter against Philadelphia in 1923. 1st baseman **Stuffey McInnis**, a member of the 1918 world champion team, set AL fielding records with a .999 fielding pct. in **1921** and still held the Red Sox career fielding pct. record at 1st base (.996) until Kevin Youkilis passed him in 2009.

## The History of the Red Sox, Continued

### 1930-1939

The 30's brightened for the Red Sox, and though the team did not make it back to the great years of the teens, a new dynasty of ownership began in **1933**, when 30-year-old millionaire **Tom Yawkey** bought the club. His 1st order of business was to rebuild the fire-scarred stadium. Ironically, on the night of Jan. 4, **1934**, during construction of the new Fenway Park, another fire raged through the ballpark, destroying much of the progress. The park was ready for Opening Day 1934, however, when the Sox lost to **Joe Cronin** and his Washington Senators on April 17. The Red Sox fielded far better teams than they had in the decade prior, and also saw attendance figures increase, especially after Fenway was refurbished. On August 12, 1934, 46,766 fans attended **Ruth's** farewell game at Fenway, spilling out onto the field. The next season, the Sox set their record single-day attendance which still stands, with 47,627 fans attending a doubleheader on September 22 against the Yankees. **1935** also saw shortstop **Cronin** traded to the Sox from Washington to become player-manager. **1938** was the high point of the decade, with **Cronin** leading the Sox to an 88-61 record, and MVP **Jimmie Foxx** hitting 50 home runs, a team record which stood until 2006, with 175 RBI and a league-high .349 average. Veteran **Lefty Grove** led the league in ERA for 4 of the last 5 years of the decade. **1939** also brought forth a new era in Red Sox baseball, when **Ted Williams** began his legendary career. That season, the Red Sox had 5 future Hall of Famers on the roster including **Williams, Cronin, Foxx, Grove** and **Bobby Doerr**, and they finished with a strong 89-62 record. In **1931**, the Red Sox took the field with numbers on their uniforms for the 1st time. For some Red Sox players, these were the numbers that would forever be associated with them as Boston legends.



**Ted Williams began his Hall of Fame career with the Red Sox in 1939.**

### 1940-1949

The 40's got even better for the Red Sox. **1941** was a landmark year for the team, with **Williams** hitting .406 and **Grove** picking up his 300th career win. **Williams** is the last player to hit over .400 for a season, and **Grove** is 1 of 2 pitchers to get his 300th win as a Red Sox, the other being **Cy Young**. **Williams** continued his consistent hitting by picking up his 1st Triple Crown in **1942**, and his 2nd of 4 batting titles in the 40's. Rookie **Dave Ferriss** was 21-10 in **1945**, and helped the team return to the World Series in **1946** when he was 25-6. The Sox won the pennant by a comfortable 12-game margin in 1946, winning 104 games in the process, but lost the World Series for the 1st time in franchise history to the St. Louis Cardinals in 7 games. Fenway also played host to the 1946 All-Star Game, in which **Williams** went 4-for-4 with 2 home runs and 5 RBI. Coming off the AL pennant year, **Williams** won a 2nd Triple Crown in **1947**. Lights were also installed that season to start the era of night baseball at Fenway. **1948** and **1949** were both tough seasons for the Red Sox. While collecting 96 wins in each year, they finished both seasons 1 game out of 1st place. They lost a 1-game playoff to the Cleveland Indians in 1948. Had the Sox won that game, they would have played the Boston Braves in the World Series. In 1949, they lost the final 2 games of the season in Yankee Stadium to finish 1 game behind the Yankees. The Sox teams of the late 40's were led by pitcher **Mel Parnell** who won 25 games and the ERA title in 1949, while **Ellis Kinder** also picked up 23 victories in 1949. By the end of the 1940's, however, **Williams** had clearly established himself as one of the greatest players in baseball. He had played 8 seasons of Major League baseball through 1949, during which time he amassed 2 MVPs, 2 Triple Crowns, 4 RBI titles (1 tied with teammate **Vern Stephens**), 4 home run titles, and 4 batting titles. **Dom DiMaggio**, one of baseball's greatest centerfielders, had a .298 career average, scored 100 runs 7 times, was a 7-time All-Star and led the AL in 1950 with 11 triples, 15 stolen bases, and 131 runs scored. In 1948, he had 503 putouts, playing in the AL's smallest park, a record that stood until 1977. He is 1 of only 5 outfielders to have 500 putouts in a season. **Johnny Pesky**, an excellent all-around shortstop, had 200 hits in each of his 1st 3 ML seasons, and had a .313 career average for the Red Sox. The decade, overall, was the most successful for the team since the teens.

### 1950-1959

The 50's were another decade of strong hitting for the Sox, starting off with the Rookie of the Year Award-winning performance by 1st baseman **Walter Dropo** in **1950**. **Dropo** was a part of perhaps the best hitting Red Sox team ever, with the starting lineup averaging .313, and the entire team hitting .302. Infielder **Billy Goodman** won the batting championship in 1950 with his .354 average, while the team amassed a 94-60 record,

## The History of the Red Sox, Continued


which would ultimately be their best for the decade. **Williams** broke his elbow in the All-Star Game and played in only 89 games (28 HR, 97 RBI). For the 2nd time in his career, **Williams** put off baseball for military service in the Korean War in **1952** and **1953**, after serving 3 years during World War II. Upon his return, he continued his usual impressive hitting with a tremendous league-leading .388 in **1957** with 38 home runs, and winning a 2nd straight title with a .328 average at the age of 40 in **1958**. Meanwhile, **Jackie Jensen** won the RBI title in 1955 (tied), 1958 and **1959**, and the MVP in 1958. Rookie 3rd baseman **Frank Malzone** joined the team full-time in 1957 and won 3 Gold Glove Awards in 1957, 1958, and 1959. Some Red Sox pitchers also fared well in the 1950's, as **Parnell** continued his successful pitching through the 1st half of the decade, winning 69 games for the Sox from **1950** to **1953** along with a no-hitter in **1956**. **Frank Sullivan** had 90 wins from 1954 to 1960, and **Ellis Kinder** became one of the League's best relief pitchers of the early 1950's. On July 21, **1959** infielder **Pumpsie Green** made his debut as the 1st Red Sox African-American major leaguer.

### 1960-1969

The end of the 50's also brought the end of the **Williams** era in Red Sox history. **Williams** hit his 521st and final home run into the Red Sox bullpen in his final at-bat on September 28, **1960**. The spot he vacated in left field was filled in **1961** by rookie **Carl Yastrzemski** who would later match some of **Williams'** feats, while pitcher **Don Schwall** would collect Rookie of the Year Pitcher honors after winning his 1st 10 straight decisions at Fenway on the way to a 15-7 record overall. Fenway Park also hosted the 1961 All-Star Game, a 1-1 tie, rained out after 9 innings. Sox pitching heroics continued in **1962** when both **Earl Wilson** and **Bill Monbouquette** tossed no-hitters, while **Monbouquette** went on to win 20 games in **1963**, and **Yaz** won his 1st batting title. **Dave Morehead** threw a no-hitter on September 16, **1965** against Cleveland at Fenway Park, but the Sox had their worst record of that decade, losing 100 games. One bright spot of 1965 was the emergence of Lynn, MA native **Tony Conigliaro**, who hit a league-leading 32 homers in his 2nd season, the 2nd of his 6 consecutive seasons of 20 or more home runs. After another losing season, finishing 9th in **1966**, the Red Sox overcame 100-1 odds and won the "Impossible Dream" pennant in **1967** with a 92-70 record. Though they did not win the World Series, that season lives on as one of the greatest in Red Sox history. 1967 proved to be career years for **Jim Lonborg**, who won the Cy Young Award with a 22-9 record plus 2 World Series wins, and **Yastrzemski**, who won the Triple Crown and MVP. 1st baseman **George Scott** and outfielder **Reggie Smith** were key performers in the pennant drive. **Ken Harrelson** led the league with 109 RBI in **1968**, while **Yaz** won his 3rd batting title. **Yaz** and **Rico Petrocelli** finished the 60's with 40-home run seasons in **1969**.

### 1970-1979

The era of **Yaz** continued into the 70's when he again hit 40 home runs while **Conigliaro** notched 36 home runs in **1970**. In **1972**, another young player made his mark by unanimously winning the Rookie of the Year Award. Catcher **Carlton Fisk**, a New Hampshire native, made his 1st full year in the majors count, leading the Red Sox to a 2nd-place finish, just 0.5 game out of 1st place, for their best finish since 1967. Pitcher **Luis Tiant** thrilled Sox fans and took home the ERA title that season. Two other famous rookies, **Jim Rice** and **Fred Lynn**, were added to the mix in **1975**, and made their mark on another AL championship season. **Lynn** won both MVP



**Yaz was inducted into the Hall of Fame in 1989.**

and Rookie of the Year honors, the 1st player ever to do so in the same year, while **Rice** hit 22 home runs and **Lynn** hit 21. **Tiant**, **Rick Wise**, and **Bill Lee** combined for 54 of the Red Sox 95 wins in 1975, with **Tiant** and **Wise** pitching all 3 of the Red Sox wins in the World Series. In Game 6, **Bernie Carbo's** 2-out, 3-run home run in the 8th inning tied the game at 6-6. **Fisk** left his mark on baseball history when he hit a 12th-inning pitch off the left-field foul pole for a dramatic finish for the Red Sox, in what many consider to be the greatest World Series game ever. Once again, however, the Sox came up short, and were defeated by Cincinnati in 7 games. On July 9, **1976**, owner **Tom Yawkey** passed away. **Mrs. Jean R. Yawkey**, **Haywood Sullivan** and **Edward "Buddy" LeRoux** were approved by the AL as the new owners in May, **1978**. The Sox continued to be successful through the end of the 1970's. In **1977**, they had 97 wins and finished just 2.5 games out of 1st. They finished **1978** with 99 wins, just 1 game out after losing, 5-4, in a 1-game playoff against the Yankees. Those 2 seasons were great years for **Rice**, who won the home run title

## The History of the Red Sox, Continued

in 1977, and took home MVP honors in 1978, after ending the season with the home run and RBI crowns. **Lynn** had a terrific **1979** season and won the batting championship, while **Yaz** got his 3,000th hit on September 12. That July, he also hit his 400th home run. **Dwight Evans** did his part, not only with his bat, but also in right field, picking up 3 Gold Glove Awards in the last 4 seasons of the decade. Versatile **Bob Stanley** made his entry upon the scene in 1977, and in his 12-year Red Sox career racked up what was then a club-record 132 saves and became the club's all-time leader in games pitched. Shortstop **Rick Burleson** teamed with 2nd baseman and Fall River, MA native **Jerry Remy** to form one of the club's best double-play combinations.

### 1980-1989

3rd baseman **Carney Lansford** won a batting championship in **1981**. **Evans** tied for the 1981 AL home run title, one of his seven 20-plus HR seasons in the decade. **Rice** won the HR title in **1983** with 39, followed closely by **Tony Armas**, who had 36. **Armas** then hit 43 in **1984** to lead the AL. The early 80's were not particularly successful for the Red Sox, however, and they failed to finish higher than 3rd until their AL championship in **1986**. **Evans** got 1986 off to an auspicious start, homering in Detroit on the 1st pitch of the season. **Roger Clemens**, who won the Cy Young and MVP Awards, dominated AL batters in 1986, winning 24 games, including his 1st 14 decisions, with a 2.48 ERA. He also broke a major league record, striking out 20 in a 3-1 win April 29 vs. Seattle. Under manager **John McNamara's** leadership, the team won 95 games and came from a 3 games to 1 deficit in the ALCS to a World Series matchup with the Mets, which the Sox lost in 7 games. Overall, the season was filled with many personal milestones, with **Rice** getting his 2,000th hit, **Don Baylor** hitting his 300th HR, **Clemens** winning 20 games for the 1st time, and **Wade Boggs** winning his 3rd of 5 batting titles in the decade. In **1987**, **Boggs** won another batting title, while **Clemens** had his 2nd 20-win season and Cy Young Award, but the Red Sox finished a disappointing 5th. The Red Sox returned to their winning ways in the late '80s, topping the AL East again in **1988** with **Joe Morgan's** miracle team. After **Morgan** took over from **McNamara** in July, the Sox won 12 straight and 19 of 20 games, to come from 9 games behind and move into 1st place in the AL East. "Morgan's Magic" became the team's slogan, but the Red Sox were overpowered by Oakland in the ALCS. Nevertheless, the successful teams of the late 80's ushered in a decade of milestones and achievements in the 1990's.

### 1990-1999

The Sox started the decade off on the right foot by winning the AL East in **1990** with strong performances by **Boggs**, **Evans**, **Clemens**, **Mike Boddicker**, and rightfielder **Tom Brunansky**, whose great diving catch saved the final game of the season. Again, the Sox played the A's in the ALCS, and met the same fate, losing in 4 games. The 1990 season saw the Red Sox put players' names on the back of their road jerseys for the 1st time in club history. **1991** brought the start of the **Mo Vaughn** era, and the hard-hitting 1st baseman became a fan favorite, while Dalton, MA native **Jeff Reardon** pitched his way to 40 saves as the Sox headed to a 2nd-place finish. In February **1992**, **Mrs. Yawkey** passed away leaving her majority general partnership to the continued direction of **John L. Harrington** with **Haywood C. Sullivan** as general partner. After the **1993** season, **Sullivan** sold his interest in the club to the Yawkey Trust and **Harrington** became CEO of the organization. The Sox fared well after the new division set-up was established in **1995**, reaching postseason play 3 times in the last 5 years of the decade, including back-to-back appearances in **1998** and **1999**, the 1st time the team accomplished that since 1915-1916. In 1995, the Red Sox and the Cleveland Indians started a Division Series rivalry that would last throughout the decade. Behind the powerful hitting of **Vaughn**, who led the AL in HR and picked up the MVP Award, and the stable pitching of **Clemens** and knuckleballer **Tim Wakefield**, the Sox won the East Division title and faced the Indians in the 1995 ALDS, only to be swept in 3 games. In **1996**, **Clemens** struck out 20 batters in a game for the 2nd time in his career, tying his own major league record. In **1997**, highly-touted shortstop **Nomar Garciaparra** made his way to Fenway and picked up the Rookie of the Year Award while leading the league with 209 hits. In **1998**, he was joined by another superstar, **Pedro Martinez**. The '98 Sox won the Wild Card for the 1st time. Strong pitching was the key to the team's success with **Martinez** going 19-7 with a 2.89 ERA, while **Tom Gordon** achieved a ML-record 43 consecutive saves on his way to 46 saves



**Dwight Evans patrolled Fenway's right field from 1972-1990.**

## The History of the Red Sox, Continued

in all. The Sox faced Cleveland in the Division Series, where they were defeated once again. The pitching would figure into another great season for the Sox in **1999**, a year in which Fenway hosted the final All-Star Game of the century, the 3rd in the history of the park. **Martinez** was MVP of the game, retiring all 6 batters he faced, 5 on strikeouts, ultimately winning the Cy Young Award unanimously, and falling just short of MVP honors with a 23-4, 2.07 ERA season. Once again, he led the Sox to a Wild Card berth and the Division Series against the Indians. This time, the Sox emerged victorious, coming back from losing the 1st two games to dramatically win the series behind six no-hit relief innings by **Martinez** and 2 HR and 7 RBI by **Troy O'Leary**, and traveled to the ALCS for the 1st time since 1986. The Sox met the Yankees in the series, and the high point was Game 3, where Sox ace **Martinez** met former Sox ace **Clemens** at Fenway Park. Riding HR by **Garcia**, **John Valentin** and **Brian Daubach**, the Sox cruised to a 13-1 win, their only win in the series.

### Since 2000

**2000** featured great efforts by **Martinez**, who unanimously won his 2nd straight Cy Young Award, and **Garcia**, who won his 2nd consecutive AL batting title (.372). **Derek Lowe** tied for the AL lead with 42 saves. The Sox finished 2nd at 85-77, 2.5 games behind the Yankees, and set a new Fenway Park attendance record of 2,586,024. On Dec. 13, 2000, the Red Sox signed OF **Manny Ramirez** to bolster the offense.

Despite major injuries to **Garcia**, **Martinez**, **Valentin** and catcher **Jason Varitek**, the Red Sox led the AL East for most of the 1st half in **2001**. Through Aug. 24, the Sox were only 3 games behind the Yankees before they went into a tailspin that resulted in 21 losses in 26 games and finished 2nd at 82-79. Mgr. **Jimmy Williams** was replaced by pitching coach **Joe Kerrigan** prior to the Aug. 16 game vs. Seattle. RHP **Hideo Nomo** made his Sox debut April 4 in Baltimore and won, 3-0, with the club's 1st no-hitter since 1965. **Nomo** pitched a 1-hitter May 25 vs. Toronto and led the AL with 220 strikeouts. The team set new attendance records at home, 2,625,333 in 81 dates with 69 sellouts and 2,700,811 on the road in 80 dates.

The 68-year Yawkey era came to a close when a new ownership group led by **John Henry**, **Tom Werner** and **Larry Lucchino** took control prior to the **2002** season. In March 2002, they replaced GM **Dan Duquette** with VP of Baseball Operations **Mike Port**, on an interim basis, and brought in **Grady Little** as manager to replace **Kerrigan**. The Sox led the AL East from April 15-June 22 but finished 2nd in the AL East at 93-69, including 51-30 on the road. **Lowe** pitched Fenway Park's 1st no-hitter since 1965, 10-0 vs. Tampa Bay on April 27. **Lowe** (21-8) and **Martinez** (20-4) gave the Sox a pair of 20-game winners for the 1st time since 1949. **Ramirez** led the AL with a .349 average. **Lowe**, **Martinez**, **Ramirez**, **Garcia**, **Shea Hillenbrand**, **Johnny Damon** and **Ugueth Urbina** were selected for the AL All-Star team and **Lowe**, **Hillenbrand** and **Ramirez** started the game. The team again set an attendance record (2,650,063 in 81 dates). On Nov. 25, 2002, **Theo Epstein** was named GM, making him the youngest in MLB history at 28 years, 10 months old.

The **2003** Red Sox had an exciting 95-67 regular season, their most wins since 1995, a 2nd-place East Division finish and the 16th trip to the postseason. The club won its 3rd Wild Card playoff berth and came from a 2-0 game deficit in the ALDS to win 3 straight vs. Oakland to advance to the ALCS vs. the Yankees. A dramatic 7-game



The Red Sox stormed the field in 2004 to celebrate the club's 1st World Series Championship since 1918.

series developed that wasn't resolved until Aaron Boone's 11th-inning HR stopped the Red Sox. **Epstein** made offseason moves to help the team become an offensive powerhouse that set many records. The additions of **David Ortiz**, **Kevin Millar**, **Bill Mueller** and **Todd Walker** solidified a batting order that produced 961 runs, 2nd-most in club history. A club-record 6 players hit 20 HR and the Sox set a new team mark with 238. They set new ML records of 2,822 TB, 649 XBH and a .491 slug. pct., while their 371 doubles fell 2 shy of the ML mark held by the Sox (1997) and the Cardinals (1930). They were 53-28 .654 at home. **Lowe**

## The History of the Red Sox, Continued

(17-7), **Martinez** (14-4), **John Burkett** (12-9) and **Wakefield** (11-7) led a staff whose 1,141 strikeouts topped the AL. **Mueller** (.326) edged **Ramirez** (.325) for the AL batting crown while **Garciaparra** (105), **Ramirez** (104) and **Ortiz** (101) gave the Sox 3 players with 100 RBI for the 1st time since 1984.

In his 1st year as manager, **Terry Francona** led the **2004** Red Sox to a 98-64 record and a Wild Card berth, entering the postseason for the 17th time in franchise history. The Sox swept the Anaheim Angels in the ALDS as **Ortiz's** dramatic HR in the 10th inning of Game 3 ensured a rematch with the Yankees for the AL pennant. After dropping the 1st 3 games to New York, the Red Sox rallied behind the bat of **Ortiz**, the baserunning of **Dave Roberts**, an RBI single by **Mueller**, an airtight bullpen, and the gritty performance of **Curt Schilling** to win the final 4 games of the series, completing the greatest comeback in ML history. The Red Sox then swept the STL Cardinals to win the World Series for the 6th time and the 1st since 1918. Led by Series MVP **Ramirez**, the Red Sox never trailed. **Lowe** became the 1st pitcher ever to win the clinching game of 3 playoff series in 1 postseason. Key acquisitions **Schilling** and **Keith Foulke** lived up to their billing, while the mid-season trade of **Garciaparra** for **Orlando Cabrera**, **Doug Mientkiewicz**, and the acquisition of **Roberts**, improved the club's defense and speed. **Schilling** (21) combined with **Martinez** (16) to win more games than any other pair in the AL. **Martinez** (227) and **Schilling** (203) also became the 1st Red Sox teammates ever to strike out 200 batters in the same season. Offensively, the Sox were led by **Ramirez** and **Ortiz**, who became the 1st AL teammates to bat .300, hit 30 HR and drive in 100 runs since 1931. They also became just the 2nd pair of Red Sox to hit over 40 HR in a single season. The Red Sox sold out their 81-game home schedule for the 1st time and 4th time in ML history.



**Jonathan Papelbon closed out the '07 World Series.**

The **2005** Red Sox were 95-67, winning the AL Wild Card reaching postseason for a club-record 3rd straight season. The Sox were swept in the ALDS by the eventual World Champion Chicago White Sox. During the regular season, **Ortiz** (47 HR, 148 RBI) and **Ramirez** (45 HR, 144 RBI) combined for 92 HR and 292 RBI, more than any other duo in baseball. The Red Sox led the ML in runs, batt. avg., BB, OBP and OPS. The pitching staff was led by **Wakefield** (16-12). **Mike Timlin** had a league-high and single-season club record 81 apps, and rookie **Jonathan Papelbon** was impressive down the stretch. **Varitek** earned his first Gold Glove Award. The club set a new attendance mark for the 6th straight season with a total of 2,847,888. On Nov. 25, 2005, **Mike Lowell** and **Josh Beckett** were acquired from the Marlins as part of a 7-player deal.

In **2006**, the Red Sox set a home attendance record (2,930,588) for the 7th straight season, a ML record. A host of late-season injuries contributed to the team falling to an 86-76 record to miss postseason play for the 1st time since 2002. The Red Sox were 53-33 (.616) at the All-Star break, their best winning pct. at that point since 1986 (56-31 .644), and led the AL East by 3 games. Boston set a ML fielding pct. record (.98910) (SEA .98887, 2003) with just 66 errors in 6,053 total chances. **Alex Gonzalez** led AL SS with a .985 fielding pct. (a club record). **Ortiz** led the AL with a club-record 54 HR and also led with 137 RBI, 355 TB and 119 BB. His 32 road HR tied Ruth (1927) for the AL record. He had 5 walk-off hits including 3 HR. **Papelbon** was a dominant closer until shoulder problems sidelined him after Sept. 1. He had 35 saves in 59 apps and held opps. to a .167 batting avg. He was the 2nd Sox rookie pitcher selected for the All-Star Game (Don Schwall 1961) but did not pitch. **Ramirez** hit .321 with 35 HR, 102 RBI and 100 BB but played in just 11 games the final 6 weeks due to right knee tendinitis. He received the most votes of any AL player to start the All-Star Game but his knee problem prevented him from playing. **Schilling** made a comeback from his injury-curtailed 2005 and was 15-7 in 31 games. **Beckett** led the staff in wins in his 1st Red Sox season (16).

In **2007**, the Red Sox clinched their 1st AL East title since 1995, going 96-66. After sweeping the Angels 3-0 in the ALDS, Boston went down 3 games to 1 in the ALCS vs. Cleveland. The Sox completed another comeback to clinch their 12th AL pennant. Boston swept the N.L. Champion Rockies to win their 2nd title in 4 years and 7th overall. The Red Sox offense was led by World Series MVP **Lowell** and the stellar pitching efforts of **Beckett**, **Schilling**, and **Papelbon**. **Francona** became the 1st Sox manager to take a team to the postseason in 3 different seasons (2004-

## The History of the Red Sox, Continued



**Dustin Pedroia earned AL MVP honors in 2008.**

also finished 2nd in the AL with a .986 fielding pct. led by the outstanding play of Gold Glove-winning **Kevin Youkilis** who handled a Red Sox record 1,586 straight errorless chances at 1B (1,079 chances in 2007). **Clay Buchholz** became just the 3rd player in ML history to throw a no-hitter in his 1st or 2nd ML start on Sept. 1, 2007 (his 2nd try).

The **2008** Red Sox began their World Series title defense on March 25, 2008 in Tokyo, Japan vs. the A's. The club finished with a 95-67 regular-season record (.586) to clinch their 6th AL Wild Card berth. After defeating the Los Angeles Angels 3 games to 1 in the 2008 ALDS, Boston lost the ALCS to Tampa in 7 games. The Red Sox were sparked by the stellar play of AL MVP **Pedroia** who led the team in avg., games, at-bats, runs, hits and doubles. His 54 doubles led the AL, he tied for the league lead with 213 hits and ranked among the top 5 with a .326 avg. (2nd), 653 AB (3rd), and 322 TB (4th). **Youkilis** saw a ML-record 238 consecutive errorless games (2,002 TC) streak end on June 7, and also led the team in HR, RBI, slug., and OBP to finish 3rd in AL MVP voting. The team sent 7 players to the 2008 All-Star Game: **Ramirez**, **Ortiz**, **Youkilis** and **Pedroia** were elected starters; **Varitek**, **Papelbon**, and All-Star Game MVP **J.D. Drew** were reserves. A 3-team deadline trade sent **Ramirez** to the LA Dodgers and brought OF **Jason Bay** from Pittsburgh. **Bay** was instrumental in the late-season playoff push as he hit .293 (54-184) with 54 RBI and 9 HR over 49 games. **Jacoby Ellsbury** (50) led the league in SB. The club led the ML with 16 SHO and was 1st in the AL with 1,185 strikeouts, 2nd most in team history (1,259 in 2001). **Matsuzaka** led starters with an 18-3 record and 2.90 ERA. **Papelbon** continued as a premier closer with 41 saves. **Jon Lester** threw the 18th no-hitter in Red Sox history vs. KC on May 19 at Fenway Park. For the 9th consecutive year, the Red Sox established a new club record for home attendance totalling 3,048,248 fans in 81 games, a new MLB mark.

The **2009** Red Sox finished 2nd in the AL East at 95-67 (.586), their 12th straight winning record. Boston won its 7th AL Wild Card. It was the 20th playoff appearance in the team's 109-year history. The Red Sox were swept 3-0 by the Angels. The Red Sox had 126 SB, the club's highest total since the 1916 squad stole 129. The team had 6 All-Stars (**Bay**, **Beckett**, **Papelbon**, **Pedroia**, **Wakefield**, and **Youkilis**). They acquired C/1B **Victor Martinez** from the Cleveland Indians at the trade deadline. **Martinez** logged a 25-game hit streak from Aug. 28-Sept. 26. **Beckett** and **Lester** combined as the only AL teammates with 15 wins, 200 innings and a sub-4.00 ERA. **Ellsbury** led the ML with a club-record 70 steals. **Papelbon's** 155 career saves passed Bob Stanley's club-record 132 saves. **Wakefield** also topped the Red Sox career starts list with 388 over Roger Clemens (382). For the 10th straight year, the Red Sox set a new club record for home attendance, an accomplishment unprecedented in MLB.

The **2010** Red Sox finished 3rd in the AL East at 89-73 (.549), their 13th consecutive winning season. The Sox offense led MLB in TB (2546), 2B (358), and OPS (.790). Red Sox pitchers led the AL with 1,207 strikeouts. **Buchholz** and **Lester** anchored the staff as the only pair of teammates in baseball to win 17 or more games and compile ERAs below 4.00. They each won AL Pitcher of the Month honors in 2010 (May and August, respectively). **Ortiz** captured AL Player of the Month honors in May (.363, 10 HR). He led the Sox with 32 HR and tied for the team RBI lead with **Adrian Beltre** (102 each). 6 Red Sox made the AL All-Star team (**Beltre**, **Buchholz**, **Lester**, **Martinez**, **Ortiz**, and **Pedroia**). **Wakefield** became the club's all-time IP leader during his June 8 start. On Aug. 3 vs. the Indians, **Lowell** made his 1st plate app. at Fenway Park in over a month and hit a HR into the Green




## The History of the Red Sox, Continued

Monster seats. He announced his retirement before the team's Oct. 2 game vs. New York. Several newcomers contributed: rookie **Daniel Nava** hit a grand slam on June 12 vs. Philadelphia on the 1st pitch he saw in the ML. On April 20 vs. Texas, **Darnell McDonald** hit an 8th-inning, PH HR in his 1st Red Sox at-bat, then drove a walk-off, GW hit off the Green Monster one inning later. Despite missing **Beckett, Buchholz, Mike Cameron, Ellsbury, Martinez, Pedroia, Varitek** and **Youkilis** for extended stretches, the Sox remained in the race battling in the only division in baseball with four 85-plus win teams.

The Red Sox finished **2011** at 90-72 (.556), the 14th straight year with a winning record. They started 0-6 but went on to post a ML-leading 81-42 (.659) record from April 16-Aug. 31, the most wins in any stretch of 123 games by a Red Sox team since 1949. Boston led the ML at 20-6 (.769) in July, the team's best record in any month since April 1952 (10-2, .833). The club began September with the AL's best record at 83-52 (.615) but went 7-20 (.259) the rest of the way. A loss in the final regular-season game, Boston's 1st all season when entering the 9th inning with a lead, ensured that they would not reach the playoffs. Their 9-game lead for a playoff spot was the largest ever relinquished in ML history entering September. The Sox led the ML in runs (875), hits (1,600), 2B (352), XBH (590), RBI (842), TB (2,631), OBP (.349), SLG (.461), OPS (.810), and 10+ run games (25). **Adrian Gonzalez** (213) and **Ellsbury** (212) were 2 of the 5 major leaguers with at least 200 hits. The Sox featured 4 of the top 7 hitters in the AL in batting avg.: **Gonzalez** (.338, 2nd), **Ellsbury** (.321, 5th), **Ortiz** (.309, 6th), and **Pedroia** (.307, 7th). On Aug. 16 vs. Tampa Bay, the club turned its 1st triple play since 1994. **Ellsbury** became the 1st Red Sox to lead the ML in total bases (364) since Tony Armas in 1984 and also led the ML with 83 XBH. He became the 1st ever Red Sox to record a 30-HR/30-SB season (32 HR/39 SB) and had the most errorless chances ever in a season by a Red Sox OF (394). **Pedroia** (21 HR/26 SB) joined him as the 1st Red Sox teammates ever to record 20-HR/20-SB seasons in the same year. **Gonzalez** and **Pedroia** each won a Gold Glove, the 1st time 3 Red Sox have won the award in one season. **Ortiz**, who hit 29 HR, was the 2011 recipient of the prestigious Roberto Clemente Award for positive contributions on and off the field. The Sox had 6 players selected to play for the AL in the All-Star Game: **Ortiz, Youkilis, Ellsbury, Gonzalez, Beckett** and **Lester**. **Wakefield** earned his 200th career win on Sept. 13 vs. Toronto and in his next app., Sept. 18 vs. Tampa Bay, became the 1st Red Sox to record 3,000 innings with the club. The Sox sold out all 81 home games with a home attendance of 3,054,001. The club ran its ML record streak to 712 consecutive games.

**2012** was the 100th Anniversary of Fenway Park and the year was filled with events, tributes and memorable moments. A free open house took place on April 19 with 54,000 fans visiting the ballpark. The next day, 212 alumni took part in pregame ceremonies prior to a game vs. the Yankees, exactly 100 years from Fenway's opening game, also vs. New York. Mr. Red Sox, **Johnny Pesky**, who spent 61 years with the club as a SS, mgr., coach, broadcaster, special assistant and ambassador, passed away on Aug. 13 at age 93. The Red Sox finished the season with a 69-93 (.426) record, their lowest winning pct. since 1965. Mgr. **Bobby Valentine**, hired to replace **Francona** after the 2011 season, was let go when the season ended. The club had not lost 90 games in a season since 1966 (the longest streak in the ML). It also ended 14 straight winning seasons, the second longest such streak in club history to a 16-year run, 1967-82. It was the first 5th-place (last) finish in the AL East since the current format began in 1994. 27 different players went on the DL for 34 separate stints, both of which were the most by a Sox team since at least 1971 (the most by any team since at least 1987). Injuries were a key for 26 pitchers being used (2 shy of club record in 2006) and 56 players appeared in a game (a new club mark). On Aug. 25, the Red Sox made a 9-player trade with the Dodgers (3rd time Sox were involved in a 9-player move, 2nd only to



The Red Sox celebrated the 100th anniversary of Fenway Park in 2012.

a 10-player trade with Milwaukee in 1971). The Sox did lead the ML with 339 doubles (3rd straight year). **Ortiz** (voted DH starter; only Red Sox on All-Star team) went on DL July 18 due to right Achilles strain and played in only one more game the rest of the season. Rookie 3B **Will Middlebrooks** debuted on May 2 and hit .288 with 15 HR and 54 RBI in 75 games before a season-ending right wrist fracture on Aug. 10. LHP **Felix Doubront**, 24, averaged 9.34 K/9 IP (167 K, 161 IP). **Lester** reached 1,060 career strikeouts to

## The History of the Red Sox, Continued

surpass Bruce Hurst (1,043) for most ever by a Sox lefty. **Jarrod Saltalamacchia's** 25 HR were 2nd for AL catchers, the first catcher to lead the Red Sox since Carlton Fisk (26) in 1973. On Sept. 26, the last day of the home season, the All-Fenway Team (as selected by fans via on-line vote, with input from historians and consultants) was introduced to the crowd. The Red Sox drew 3,043,003 fans at Fenway in 2012.



**The 2013 Red Sox clinched the World Series at home for the 1st time since 1918.**

The **2013** Red Sox had a story-book year going from last place to first place in the East, winning the AL pennant and capturing their 3rd World Series title in 10 years, 8th overall. The all-time home sellout streak in American sports history ended on April 10, the 2nd game of the season. The streak began on May 15, 2003 and reached 794 games plus 26 more in postseason play. New manager **John Farrell**, the club's pitching coach from 2007-10, who was named the team's 46th manager on Oct. 22, 2012, became the 7th to lead the Red Sox into the postseason in his first year and the 4th to win the World Series. At 97-65 (.599), they tied St. Louis for the best record in MLB. It was the 7th time the Red Sox won 97 or more games and only the 2nd time since 1978. They were an AL-best 53-29 (.654) at home. They were in first place an AL-high 158 days after failing to spend one day in first in 2012. For only the 2nd time in 113 years (1903), the Red Sox did not have more than a 3-game losing streak. An 18-8 April was followed by a 15-15 mark in May and then an over-.500 record every month. It all culminated in October with a 3-to-1 game margin over Tampa Bay, and 4-games-to-2 decisions over Detroit for the AL pennant and St. Louis in the World Series. It was the first time the Red Sox clinched a World Series title at home since 1918. Closer **Koji Uehara** was the ALCS MVP and **Ortiz** won the World Series MVP. **Ortiz** went 11-for-16 (.688) with 2 home runs and 8 walks. **Uehara** was 1-0, 0.00 ERA, 3 saves in 5 games vs. the Tigers. Overall in the postseason, he was 1-1 in 13 games with 7 saves, 16 strikeouts and no walks in 13.1 IP. **John Lackey** became the 1st pitcher ever to start and win the clinching game of a World Series

for two different teams. **Ortiz** (starting DH), **Pedroia** and **Buchholz** were on the AL All-Star team that defeated the NL, 3-0, in July. Rawlings Gold Glove honors for defensive excellence went to 2B **Pedroia** and RF **Shane Victorino**, and **Pedroia** was named the AL's Wilson Defensive Player of the Year. The Red Sox led the majors in batting average, runs, OBP, SLG, OPS, doubles, XBH, TB, BB, and grand slams. Seven PH HR led the AL and tied the club record (1953) with **Jonny Gomes'** 4 tying for the ML high. The club had 11 walk-off wins, 2nd in the AL and their most since 1961. Sox pitchers had a 3.79 ERA, 6th in the AL, their best since 2002. Sox staff set new club marks with 1,294 strikeouts and 47 double-figure games. **Uehara** set a team record with 37 consecutive batters retired, 8/17-9/13. **Uehara**, who didn't become the official closer until the end of June, was 4-1, 1.09 overall with 21 saves in 73 games, 101 K, 9 BB. **Pedroia** set all-time club marks with 159 starts and 160 games at 2B. **Ellsbury** led MLB with 52 SB in 56 tries (92.9%). He set a club record with 5 SB on May 30 at PHI. He also hit 3 leadoff home runs for a new team career record of 12. **Lester** reached 15 wins for the 5th time (15-8) and also went over 200 IP (213.1) for the 5th time. He set a team career record for LHP of 1,237 strikeouts.

In **2014** the Red Sox went 71-91 (.438) and returned to last place a year after winning the World Series, becoming the 1st team to go from last to a WS title and back to last place in 3 straight years. Due to numerous trades, including 4 within the last 4 hours of the 7/31 deadline, 55 players appeared for the team, 1 shy of Boston's 2012 record. By the deadline the Sox had dealt 4 members of its season-opening rotation in **Lester**, **Lackey**, RHP **Jake Peavy**, and **Doubont**. As a result 9 different pitchers made at least 10 starts. With 35 HR (T-5th in AL) and 104 RBI (6th), **Ortiz** notched his club-record 8th 30-HR/100-RBI season. **Pedroia** won his 4th Gold Glove and led the majors with a club record for fielding pct. at 2B (.997) but was hampered by injury. Sox OFs led the AL with 37 assists, and **Jackie Bradley Jr.** topped MLB with 13 assists and 8 double plays from CF. Rookie C **Christian Vazquez** posted 51.7 CS rate (15 of 29), best in club history (min. 15 games at C). 21-year-olds SS/3B **Xander Bogaerts** (led MLB rookies with 142 starts) and OF/2B **Mookie Betts** (debuted with a .291 AVG in 52 games), along with INF/OF **Brock Holt** (1st Red Sox ever to start at 1B, 2B, SS, 3B, LF, CF, RF in a season) were among 19 rookies to play for the Sox, the club's most since 1926 (21). **Lester** and **Uehara** pitched for the AL All-Star Team, led by **Farrell** and his coaches.

## The History of the Red Sox, Continued

Despite 7 more wins than 2014, the **2015** Red Sox finished last for a 2nd straight year, 15.0 games back, going 78-84 (.481). The team struggled after a 12-10 April, and opened the year an AL-worst 44-58 through July 29, but turned it around with a 34-26 record the rest of the way, 4th in the AL, leading the majors with a .281 AVG beginning in August. On Aug. 18, **David Dombrowski** was hired as President of Baseball Operations and **Ben Cherington** declined the opportunity to continue as GM. **Mike Hazen** was named Senior VP/GM on Sept. 24. From Aug. 18 on, **Farrell** was on medical leave after being diagnosed with stage 1 non-Hodgkin's Burkitt lymphoma and **Torey Lovullo** served as interim manager. **Ortiz** led MLB after the All-Star break with a .701 SLG and closed the year with 37 HR (9th in AL), most by a Red Sox since his club record 54 HR in 2006. He set new club records with his 9th 30-HR season and 6th 35-HR campaign and hit career homers 499 and 500 on Sept. 12 to become the 27th member of the 500-HR club. **Bogaerts**, the AL Silver Slugger winner at SS, finished 2nd in the AL in both hits (196, most ever by a Red Sox in age-22 season or younger) and AVG (.320). Fellow youngster **Betts** became the 1st ever AL player to reach 42 2B, 18 HR, and 21 SB in a season at 22 or younger. **Holt**, the Red Sox' lone All-Star, started at every position other than P and C for the 2nd straight year. The club saw rookie pitchers make 44 starts, most since 1984, led by **Eduardo Rodriguez's** 21.

### STATUES AT FENWAY PARK

Some of the greatest Red Sox players and stories are immortalized as three statues located just outside Fenway Park's Gate B on Van Ness Street.



#### TED WILLIAMS

The Red Sox honored Hall of Famer Ted Williams with the first statue in the ballpark's history, unveiled on April 16, 2004. An idea originally proposed by Mayor Thomas M. Menino after Williams' passing in 2002, the statue depicts the slugger, standing 8-feet, 6-inches tall, holding a bat and placing his cap on a child with cancer. The statue was moved a few feet down Van Ness St. in 2010, when the Teammates statue was installed.



#### TEAMMATES

On June 9, 2010, the Red Sox unveiled a statue dedicated to Bobby Doerr, Dom DiMaggio, Johnny Pesky, and Ted Williams. The statue recognizes the remarkable bonds of camaraderie that these four Red Sox legends enjoyed for over half a century, first as teammates, and then as life-long friends, the story of which was immortalized in David Halberstam's memorable book, *The Teammates – Portrait of a Friendship*.



#### CARL YASTRZEMSKI

Hall of Famer Carl Yastrzemski was on hand when a statue in his honor was dedicated on September 22, 2013. The statue captures a moment that took place on Sunday, October 2, 1983, when the lifelong Red Sox star tipped his helmet to fans at Fenway Park before the final at-bat of his 23-year career. Yaz retired that day having played the most games, 3,308, that any player had ever played to that point in the history of MLB.

# Ownership History

- 1901-02** Charles W. Somers of Ohio was one of the founders and financiers of the new American League who also owned the Cleveland team and made his fortune in the lumber and coal business.
- 1903-04** Henry J. Killilea was a Milwaukee lawyer and expert on baseball law who played an important role in the negotiations that ended the National League-American League war in early 1903.
- 1904-11** John I. Taylor was an avid sportsman and son of the owner, publisher and editor of *The Boston Globe*. He changed the team's nickname to "Red Sox" in 1907 and oversaw the land acquisition and construction of Fenway Park, which opened in 1912.
- 1912-13** James R. McAleer was a National League outfielder during the 1890s who came out of retirement to help form the new American League's St. Louis franchise in 1901 as a player-manager. In December 1911, he bought 50 percent of the Red Sox from Taylor and was named club president.
- 1914-16** Joseph J. Lannin was a Canadian-born hotel and real estate tycoon in New York and Boston. He was a zealous baseball fan with a minority share in the National League Boston Braves before he purchased McAleer's 50 percent controlling interest in the Red Sox in early 1914.
- 1917-23** Harry H. Frazee was a long-time flamboyant baseball fan who was born in Peoria, IL and became successful in real estate management, stock brokerage and as a Broadway theatrical producer. He purchased the Red Sox in late 1916 from Lannin in a deal that included Fenway Park.
- 1923-33** J.A. Robert Quinn was a career baseball executive who was business manager of the St. Louis Browns prior to putting together a syndicate that purchased the Red Sox from Frazee on August 1, 1923. He was appointed team president and presiding owner.
- 1933** Thomas A. Yawkey was a New York entrepreneur who bought the team on February 25, 4 days after his 30th birthday, and placed the club in a Trust.
- 7/9/1976** Tom Yawkey died leaving his widow, Jean, as the primary beneficiary.
- 1978** The Yawkey Estate sold the team to a partnership including Jean R. Yawkey, Edward G. (Buddy) LeRoux, Jr. and Haywood C. Sullivan. The sale was approved by the American League on May 23.
- 1981** Jean R. Yawkey moved to Boston, established the Jean R. Yawkey Trust, and transferred team ownership interests to it. She appointed John L. Harrington as co-Trustee.
- 1987** The Jean R. Yawkey Trust bought out Edward G. (Buddy) LeRoux, Jr., giving it 2 out of 3 General Partner votes.
- 1992** Jean R. Yawkey died in February and the Jean R. Yawkey Trust continued with John Harrington as Trustee with sole authority over Red Sox matters.
- 1993** The Jean R. Yawkey Trust bought out Haywood C. Sullivan's 1 General Partnership unit, giving it all 3 General Partnership units of the Red Sox, along with the three Red Sox limited partnership units previously acquired (53.49%).
- 2002** The Jean R. Yawkey Trust sold the club to a group led by John W. Henry, Tom Werner and Larry Lucchino on December 20, 2001. The sale was approved by Major League Baseball on January 16 and closed on February 27.

# Managerial History

	*G	W	L	T	PCT.	YEARS
Baker, Del	7	2	5		.286	1960
Barrow, Ed	418	213	203	2	.512	1918-20
Barry, Jack	157	90	62	5	.592	1917
Boudreau, Lou	463	229	232	2	.497	1952-54
Carrigan, Bill	1003	489	500	14	.494	1913 -16; '27-29
Chance, Frank	154	61	91	2	.401	1923
Collins, Jimmy	842	455	376	11	.548	1901-06
Collins, J. "Shano"	208	73	134	1	.353	1931-32
Cronin, Joe	2007	1071	916	20	.539	1935-47
Donovan, Patsy	311	159	147	5	.520	1910-11
Duffy, Hugh	308	136	172		.442	1921-22
Farrell, John	486	246	240		.506	2013-15
Fohl, Lee	463	160	299	3	.349	1924-26
Francona, Terry	1296	744	552		.574	2004-11
Harris, Bucky	153	76	76	1	.500	1934
Herman, Billy	310	128	182		.413	1964-66
Higgins, Mike	1119	560	556	3	.502	1955-59; '60-62
Hobson, Butch	439	207	232		.472	1992-94
Houk, Ralph	594	312	282		.525	1981-84
Huff, George	8	2	6		.250	1907
Johnson, Darrell	408	220	188		.539	1974-76
Jurges, Billy	122	59	63		.484	1959-60
Kasko, Eddie	640	345	295		.539	1970-73
Kennedy, Kevin	306	171	135		.559	1995-96
Kerrigan, Joe	43	17	26		.395	2001
Lake, Fred	192	110	80	2	.579	1908-09
Little, Grady	324	188	136		.580	2002-03
McCarthy, Joe	369	223	145	1	.606	1948-50
McGuire, Deacon	227	98	123	6	.443	1907-08
McManus, Marty	248	95	153		.383	1932-33
McNamara, John	571	297	273	1	.521	1985-88
Morgan, Joe	563	301	262		.535	1988-91
O'Neill, Steve	249	150	99		.602	1950-51
Pesky, Johnny	326	147	179		.451	1963-64; '80
Popowski, Eddie	10	6	4		.600	1969, '73
Runnels, Pete	16	8	8		.500	1966
Stahl, C. "Chick"	40	14	26		.350	1906
Stahl, Jake	235	144	88	3	.621	1912-13
Unglaub, Bob	29	9	20		.310	1907
Valentine, Bobby	162	69	93		.426	2012
Wagner, C. "Heinie"	154	52	102		.338	1930
Williams, Dick	477	260	217		.545	1967-69
Williams, Jimy	766	414	352		.540	1997-01
York, Rudy	1	0	1		.000	1959
Young, Cy	6	3	3		.500	1907
Zimmer, Don	715	411	304		.575	1976-80
<b>TOTALS</b>	<b>17,945</b>	<b>9,224</b>	<b>8,638</b>	<b>82</b>	<b>.516</b>	<b>1901-2015</b>

NOTE: The W-L-T columns total 1 game less than the 17,945 game total reflected above as a result of a protested game and a major league ruling. On 7/28/1924 the Red Sox played a 10-inning game vs. STL, a supposed 10-5 win. St. Louis protested the game and AL President Ban Johnson ordered the game replayed on 9/13 as the 2nd game of a doubleheader. The game of 7/28 was discounted and Red Sox Manager Lee Fohl and the STL manager were credited with a no decision. The Red Sox won the replay of the protested game 13-11.

Beginning with the 1920 season, the major league rule states: "If a protested game of at least 5 innings duration was ordered replayed in its entirety, then no win or loss is credited, but both managers are credited with a no-decision game."

# All-Time Roster

1,746 players have appeared in at least 1 game for the Red Sox since the team joined the American League in 1901. (**Bold-faced = living through 2/15/2016**)

## A

**Aardsma, David, rhp - 2008**  
**Aase, Don, rhp - 1977**  
**Abad, Andy, of-1b - 2003**  
**Aceves, Alfredo, rhp - 2011-13**  
 Adair, Jerry, inf - 1967-68  
 Adams, Bob, rhp - 1925  
**Adams, Terry, rhp - 2004**  
 Adkins, Doc, rhp - 1902  
**Agbayani, Benny, of - 2002**  
 Agganis, Harry, 1b - 1954-55  
 Agnew, Sam, c - 1916-18  
**Aguilera, Rick, rhp - 1995**  
**Albers, Matt, rhp - 2011-12**  
**Alcantara, Israel, of - 2000-01**  
 Alexander, Dale, 1b - 1932-33  
**Alexander, Manny, inf - 2000**  
**Alicea, Luis, 2b - 1995**  
**Allenson, Gary, c - 1979-84**  
 Almada, Mel, of - 1933-37  
**Almonte, Hector, rhp - 2003**  
 Altrock, Nick, lhp - 1902-03  
 Alvarado, Luis, inf - 1968-70  
**Alvarez, Abe, lhp - 2004-06**  
**Andersen, Larry, rhp - 1990**  
**Anderson, Brady, of - 1988**  
**Anderson, Brian, of - 2009**  
 Anderson, Fred, rhp - 1909, '13  
**Anderson, Jimmy, lhp - 2004**  
**Anderson, Lars, 1b - 2010-12**  
 Andres, Ernie, 3b - 1946  
**Andrew, Kim, 2b - 1975**  
 Andrews, Ivy, rhp - 1932-33  
**Andrews, Mike, 2b - 1966-70**  
**Andrews, Shane, inf - 2002**  
**Aparicio, Luis, ss - 1971-73**  
**Aponte, Luis, rhp - 1980-83**  
 Arellanes, Frank, rhp - 1908-10  
**Armas, Tony, cf - 1983-86**  
 Armbruster, Charley, c - 1905-07  
**Aro, Jonathan, rhp - 2015**  
**Arrojo, Rolando, rhp - 2000-02**  
**Arroyo, Bronson, rhp - 2003-05**  
 Asbjornson, Asby, c - 1928-29  
**Ashley, Billy, lf - 1998**  
**Aspromonte, Ken, 2b - 1957-58**  
**Astacio, Pedro, rhp - 2004**  
**Atchison, Scott, rhp - 2010-12**  
 Atkins, Jim, rhp - 1950, '52  
 Auker, Elden, rhp - 1939  
 Aulds, Doyle, c - 1947  
**Avery, Steve, lhp - 1997-98**  
 Avila, Bobby, 2b - 1959  
**Aviles, Mike, inf - 2011-12**  
**Aviles, Ramon, inf - 1977**  
**Azcue, Joe, c - 1969**

## B

**Badenhop, Burke, rhp - 2014**  
 Bader, Lore, rhp - 1917-18  
**Baerga, Carlos, 2b-3b - 2002**  
 Bagby, Jr., Jim, rhp - 1938-40, '46  
**Bailey, Andrew, rhp - 2012-13**  
**Bailey, Bob, inf-of - 1977-78**  
**Bailey, Cory, rhp - 1993-94**  
 Bailey, Gene, of - 1920  
**Bailey, Jeff, 1b-of - 2008-09**  
 Baker, Al, rhp - 1938  
 Baker, Floyd, inf - 1953-54  
**Baker, Jack, 1b - 1976-77**  
 Baker, Tracy, 1b - 1911  
**Baldelli, Rocco, of - 2009**

Ball, Neal, inf - 1912-13  
**Bankhead, Scott, rhp - 1993-94**  
**Banks, Willie, rhp - 2001-02**  
 Barbare, Walter, 3b - 1918  
 Barberich, Frank, rhp - 1910  
**Bard, Daniel, rhp - 2009-13**  
**Bard, Josh, c - 2006**  
**Bark, Brian, lhp - 1995**  
**Barkley, Brian, lhp - 1998**  
 Barna, Babe, of - 1943  
**Barnes, Matt, rhp - 2014-15**  
**Barr, Steve, lhp - 1974-75**  
 Barrett, Bill, of - 1929-30  
 Barrett, Bob, 3b - 1929  
 Barrett, Frank, rhp - 1944-45  
 Barrett, Jimmy, lf - 1907-08  
**Barrett, Marty, 2b - 1982-90**  
**Barrett, Tommy, 2b - 1992**  
 Barry, Ed, lhp - 1905-07  
 Barry, Jack, ss-2b - 1915-17, '19  
**Bates, Aaron, inf - 2009**  
 Batts, Matt, c - 1947-51  
**Baumann, Frank, lhp - 1955-59**  
**Bay, Jason, lf - 2008-09**  
**Baylor, Don, dh-of - 1986-87**  
 Bayne, Bill, lhp - 1929-30  
**Beato Pedro, rhp - 2012-13**  
 Beck, Rod, rhp - 1999-2001  
**Beckett, Josh, rhp - 2006-12**  
**Bedard, Erik, lhp - 2011**  
 Bedient, Hugh, rhp - 1912-14  
**Belinda, Stan, rhp - 1995-96**  
**Bell, Gary, rhp - 1967-68**  
**Bell, Juan, 3b - 1995**  
**Bellhorn, Mark, 2b - 2004-05**  
**Beltre, Adrian, 3b - 2010**  
**Beltre, Esteban, inf - 1996**  
**Beniquez, Juan, ss-lf - 1971-72, 74-75**  
**Benjamin, Mike, inf - 1997-98**  
 Bennett, Dennis, lhp - 1965-67  
 Bennett, Frank, rhp - 1927-28  
 Benton, Al, rhp - 1952  
**Benzing, Todd, of-1b - 1987-88**  
 Berberet, Lou, c - 1958  
 Berg, Moe, c - 1935-39  
 Berger, Boze, inf - 1939  
 Berry, Charley, c - 1928-32  
**Berry, Quintin, of - 2013**  
**Berry, Sean, 3b - 2000**  
**Berryhill, Damon, c - 1994**  
**Betts, Mookie, of-inf - 2014-15**  
 Bevan, Hal, 3b - 1952  
 Beville, Ben, rhp - 1901  
**Bianchi, Jeff, inf - 2015**  
**Bichette, Dante, dh-of - 2000-01**  
 Bigelow, Elliott, of - 1929  
**Billingham, Jack, rhp - 1980**  
**Bird, Doug, rhp - 1983**  
 Bischoff, John, c - 1925-26  
 Bishop, Max, inf - 1934-35  
 Black, Dave, lhp - 1923  
**Blackwell, Tim, c - 1974-75**  
 Blethen, Clarence, rhp - 1923  
**Blosser, Greg, of - 1993-94**  
 Bluhm, Red, ph - 1918  
**Boddicker, Mike, rhp - 1988-90**  
 Boemer, Larry, rhp - 1932  
**Bogaerts, Xander, ss - 2013-15**  
**Boggs, Wade, 3b - 1982-92**  
**Bolin, Bob, rhp - 1970-73**  
 Bolling, Milt, inf - 1952-57  
**Bolton, Tom, lhp - 1987-92**

**Bonser, Boof, rhp - 2010**  
 Boone, Ike, rf - 1923-25  
 Boone, Ray, 1b - 1960  
**Borland, Toby, rhp - 1997**  
 Borland, Tom, lhp - 1960-61  
 Boudreau, Lou, ss - 1951-52  
**Bowden, Michael, rhp - 2008-12**  
**Bowen, Sam, of - 1977-78, '80**  
 Bowers, Stew, rhp - 1935-37  
 Bowman, Joe, rhp - 1944-45  
**Bowsfield, Ted, lhp - 1958-60**  
**Boyd, Dennis, rhp - 1982-89**  
**Bradford, Chad, rhp - 2005**  
 Bradley, Herb, rhp - 1927-29  
 Bradley, Hugh, 1b - 1910-12  
**Bradley, Jr., Jackie, of - 2013-15**  
 Brady, Cliff, 2b - 1920  
 Brady, King, rhp - 1908  
**Bragg, Darren, of - 1996-98**  
**Brandenburg, Mark, rhp - 1996-97**  
**Brandon, Darrell, rhp - 1966-68**  
 Bratschi, Fred, of - 1926-27  
**Brentz, Bryce, of - 2014**  
**Breslow, Craig, lhp - 2006, '12-15**  
**Bressoud, Ed, ss - 1962-65**  
 Brett, Ken, lhp - 1967, 1969-71  
**Brewer, Tom, rhp - 1954-61**  
 Brickner, Ralph, rhp - 1952  
 Brillheart, Jim, lhp - 1931  
**Britton, Drake, lhp - 2013-14**  
**Brodowski, Dick, rhp - 1952, '55**  
**Brogna, Rico, 1b - 2000**  
**Brohmer, Jack, inf - 1978-80**  
**Brown, Adrian, of - 2003**  
**Brown, Corey, of - 2014**  
**Brown, Dusty, c - 2009-10**  
 Brown, Hal, rhp - 1953-55  
**Brown, Jamie, rhp - 2004**  
**Brown, Kevin, c - 2002**  
 Brown, Lloyd, lhp - 1933  
 Brown, Mace, rhp - 1942-43, '46  
**Brown, Mike, rhp - 1982-86**  
**Brumley, Mike, inf - 1991-92**  
**Brunansky, Tom, rf - 1990-92, '94**  
 Bucher, Jim, inf - 1944-45  
**Buchholz, Clay, rhp - 2007-15**  
**Buckner, Bill, 1b - 1984-87, '90**  
 Buddin, Don, ss - 1956, '58-61  
**Buford, Damon, of - 1998-99**  
**Bullinger, Kirk, rhp - 1999**  
 Burdell, Fred, lhp - 1907-09  
**Burda, Bob, 1b - 1972**  
**Burgmeier, Tom, lhp - 1978-82**  
 Burkett, Jesse, lhp - 1905  
**Burkett, John, rhp - 2002-03**  
**Burkhardt, Morgan, dh-1b - 2000-01**  
**Burks, Ellis, cf - 1987-92, '04**  
**Burleson, Rick, ss - 1974-80**  
 Burns, George, 1b - 1922-23  
**Burns, Mike, rhp - 2006**  
 Burton, Jim, lhp - 1975, '77  
 Busby, Jim, of - 1959-60  
 Bush, Joe, rhp - 1918-21  
 Bushelman, Jack, rhp - 1911-12  
 Bushey, Frank, rhp - 1927, '30  
 Butland, Bill, rhp - 1940, '42, '46-47  
**Butler, Dan, c - 2014**  
 Byerly, Bud, rhp - 1958  
**Byrd, Jim, inf - 1993**  
**Byrd, Marlon, of - 2012**  
**Byrd, Paul, rhp - 2008-09**

## C

**Cabrera, Fernando, rhp** - 2009-10  
**Cabrera, Orlando, ss** - 2004  
 Cady, Hick, c - 1912-17  
 Calderon, Ivan, of - 1993  
 Caldwell, Earl, rhp - 1948  
 Caldwell, Ray, rhp - 1919  
 Camilli, Dolf, 1b - 1945  
**Cameron, Mike, of** - 2010-11  
**Campbell, Bill, rhp** - 1977-81  
 Campbell, Paul, 1b - 1941-42, '46  
**Canseco, Jose, dh-of** - 1995-96  
**Capuano, Chris, lhp** - 2014  
**Carbo, Bernie, of** - 1974-78  
 Carey, Tom, inf - 1939-42, '46  
 Carlisle, Walter, of - 1908  
 Carlstrom, Swede, ss - 1911  
 Carlyle, Cleo, of - 1927  
 Carlyle, Roy, of - 1925-26  
**Carp, Mike, 1b-of** - 2013-14  
**Carpenter, Chris, rhp** - 2012  
**Carrasco, Hector, rhp** - 2000  
 Carrigan, Bill, c - 1906, '08-16  
 Carroll, Ed, rhp - 1929  
**Carter, Chris, of** - 2008-09  
**Casale, Jerry, rhp** - 1958-60  
 Cascarella, Joe, rhp - 1935-36  
**Casey, Sean, 1b-dh** - 2008  
**Cash, Kevin, c** - 2007-08, '10  
**Cassidy, Scott, rhp** - 2005  
**Castillo, Carlos, rhp** - 2001  
 Castillo, Frank, rhp - 2001-02, '04  
**Castillo, Rusney, of** - 2014-15  
**Cater, Danny, 1b-of** - 1972-74  
**Cecchini, Garin, 3b** - 2014-15  
 Cecil, Rex, rhp - 1944-45  
**Cepeda, Orlando, dh** - 1973  
**Cerone, Rick, c** - 1988-89  
**Cespedes, Yoenis, of** - 2014  
 Chadbourne, Chet, inf-of - 1906-07  
 Chakales, Bob, rhp - 1957  
**Chamberlain, Wes, rf** - 1994-95  
 Chaney, Esty, rhp - 1913  
 Chaplin, Ed, c - 1920-22  
 Chapman, Ben, of - 1937-38  
**Charton, Pete, rhp** - 1964  
 Chase, Ken, lhp - 1942-43  
 Chech, Charley, rhp - 1909  
**Checo, Robinson, rhp** - 1997-98  
**Chen, Bruce, lhp** - 2003  
 Chesbro, Jack, rhp - 1909  
**Chittum, Nels, rhp** - 1959-60  
**Cho, Jin Ho, rhp** - 1998-99  
**Christopher, Joe, of** - 1966  
 Christopher, Lloyd, of - 1945  
 Cicero, Joe, of - 1929-30  
 Cicotte, Ed, rhp - 1908-12  
**Ciriaco, Pedro, inf** - 2012-13  
**Cisco, Galen, rhp** - 1961-62, '67  
 Cissell, Bill, 2b - 1934  
 Clark, Danny, 3b - 1924  
**Clark, Jack, 1b-dh** - 1991-92  
 Clark, Otey, rhp - 1945  
**Clark, Phil, of** - 1996  
**Clark, Tony, 1b** - 2002  
**Clayton, Royce, inf** - 2007  
**Clear, Mark, rhp** - 1981-85  
**Clemens, Roger, rhp** - 1984-96  
**Clement, Matt, rhp** - 2005-06  
 Clemons, Lance, lhp - 1974  
**Cleveland, Reggie, rhp** - 1974-78  
**Clevenger, Tex, rhp** - 1954  
 Clinton, Lu, rf - 1960-64  
 Clowers, Bill, lhp - 1926  
 Cochran, George, 3b - 1918

**Coello, Robert, rhp** - 2010  
 Coffey, Jack, 3b - 1918  
**Cole, Jr., Alex, of** - 1996  
**Coleman, Dave, of** - 1977  
**Coleman, Michael, of** - 1997, '99  
**Collier, Lou, inf-of** - 2003  
 Collins, Jimmy, 3b - 1901-07  
 Collins, Ray, lhp - 1909-15  
 Collins, Rip, rhp - 1922  
 Collins, Shano, of - 1921-25  
**Colon, Bartolo, rhp** - 2008  
 Combs, Merrill, 3b - 1947, 1949-50  
 Comstock, Ralph, rhp - 1915  
**Cone, David, rhp** - 2001  
 Congalton, Bunk, rf - 1907  
**Conigliaro, Billy, of** - 1969-71  
 Conigliaro, Tony, rf - 1964-67, '69-70, '75  
**Conley, Gene, rhp** - 1961-63  
 Connolly, Bud, inf - 1925  
 Connolly, Sr., Ed, c - 1929-32  
 Connolly, Jr., Ed, lhp - 1964  
 Connolly, Joe, of - 1924  
 Conroy, Bill, c - 1942-44  
 Consolo, Billy, inf - 1953-59  
**Cook, Aaron, rhp** - 2012  
**Cook, Ryan, rhp** - 2015  
 Cooke, Dusty, of - 1933-36  
 Cooney, Jimmy, 2b - 1917  
**Cooper, Cecil, 1b** - 1971-76  
 Cooper, Guy, rhp - 1914-15  
**Cooper, Scott, 3b** - 1990-94  
**Cora, Alex, inf** - 2005-08  
**Cordero, Wilfredo, of** - 1996-97  
**Corey, Bryan, rhp** - 2006-08  
**Cormier, Rheel, lhp** - 1995, '99-00  
**Correll, Vic, c** - 1972  
**Corsi, Jim, rhp** - 1997-99  
**Coughtry, Marlan, 2b** - 1960  
 Coumbe, Fritz, lhp - 1914  
**Cox, Ted, dh** - 1977  
**Craig, Allen, of-1b**, 2014-15  
 Cramer, Doc, of - 1936-40  
 Cravath, Gavvy, of - 1908  
**Crawford, Carl, lf** - 2011-12  
**Crawford, Paxton, rhp** - 2000-01  
**Crawford, Steve, rhp** - 1980-82, '84-87  
 Creeden, Pat, 2b - 1931  
 Cremins, Bob, lhp - 1927  
**Crespo, Cesar, inf-of** - 2004  
 Criger, Lou, c - 1901-08  
**Crisp, Coco, cf** - 2006-08  
 Cronin, Joe, ss - 1935-45  
**Crouch, Zach, lhp** - 1988  
**Croushore, Rick, rhp** - 2000  
**Cruz, Jr., Jose, of** - 2005  
 Culberson, Leon, of - 1943-47  
**Culp, Ray, rhp** - 1968-73  
**Cummings, Midre, of** - 1998, '00  
 Cuppy, Nig, rhp - 1901  
**Curry, Steve, rhp** - 1988  
**Curtis, John, lhp** - 1970-73  
**Cuyler, Milt, of** - 1996

## D

Dahlgren, Babe, 1b - 1935-36  
**Daley, Pete, c** - 1955-59  
 Dallessandro, Dom, of - 1937  
**Damon, Johnny, cf** - 2002-05  
 Danzig, Babe, 1b - 1909  
**Darwin, Bobby, rhp** - 1976-77  
**Darwin, Danny, rhp** - 1991-94  
**Daubach, Brian, 1b-dh** - 1999-02, '04  
 Daughters, Bob, pr - 1937  
**Dawson, Andre, of-dh** - 1993-94  
 Deal, Cot, rhp - 1947-48

**Deer, Rob, rf** - 1993  
 Deiningger, Pep, lhp - 1902  
**De Aza, Alejandro, of** - 2015  
**De Jesus, Ivan, inf** - 2012  
**De La Rosa, Rubby, rhp** - 2013-14  
**De La Torre, Jose, rhp** - 2013  
**Delcarmen, Manny, rhp** - 2005-10  
**Delgado, Alex, inf** - 1996  
**Delock, Ike, rhp** - 1952-53, '55-63  
**Demeter, Don, of** - 1966-67  
**Dempster, Ryan, rhp** - 2013  
**Denman, Brian, rhp** - 1982  
 Dente, Sam, 3b - 1947  
 Derrick, Mike, of - 1970  
 Desautels, Gene, c - 1937-40  
 Deutsch, Mel, rhp - 1946  
 Devine, Mickey, c - 1920  
 Deviney, Hal, rhp - 1920  
 De Vermer, Al, c - 1923  
 Diaz, Bo, c - 1977  
**Diaz, Jonathan, inf** - 2013  
**Diaz, Juan, 1b-dh** - 2002  
 Dickney, George, c - 1935-36  
 Dickman, Emerson, rhp - 1936, '38-41  
**DiBie, Bob, c** - 1974  
**Dillard, Steve, inf** - 1975-77  
 DiMaggio, Dom, cf - 1940-42, '46-53  
**DiNardo, Lenny, lhp** - 2004-06  
 Dinneen, Bill, rhp - 1902-07  
 DiPietro, Bob, of - 1951  
 Dobens, Ray, lhp - 1929  
 Dobson, Joe, rhp - 1941-43, '46-50, '54  
 Dodge, Sam, rhp - 1921-22  
**Dodson, Pat, 1b** - 1986-88  
**Doerr, Bobby, 2b** - 1937-44, '46-51  
**Doherty, John, rhp** - 1996  
**Dominique, Andy, c** - 2004  
 Donahue, John, of - 1923  
 Donahue, Pat, c - 1908-10  
**Donnelly, Brendan, rhp** - 2007  
**Donnels, Chris, inf** - 1995  
 Donohue, Pete, rhp - 1932  
**Dopson, John, rhp** - 1989-93  
 Doran, Tom, c - 1904-06  
 Dorish, Harry, rhp - 1947-49, '56  
**Dorsey, Jim, rhp** - 1984-85  
**Doubront, Felix, lhp** - 2010-14  
 Dougherty, Patsy, lf - 1902-04  
 Dowd, Tommy, lf - 1901  
 Doyle, Danny, c - 1943  
**Doyle, Denny, 2b** - 1975-77  
**Drago, Dick, 2b** - 1974-75, '78-80  
 Dreisewerd, Clem, lhp - 1944-46  
**Drew, J.D., rf** - 2007-11  
**Drew, Stephen, ss** - 2013-14  
 Dropp, Walt, 1b - 1949-52  
 Dubuc, Jean, rhp - 1918  
**Duffy, Frank, inf** - 1978-79  
 Dugan, Joe, 3b - 1922  
**Duliba, Bob, rhp** - 1965  
 Dumont, George, rhp - 1919  
 Durham, Ed, rhp - 1929-32  
 Durst, Cedric, of - 1930  
**Dwyer, Jim, of** - 1979-80

## E

Earley, Arnold, lhp - 1960-65  
**Easley, Mike, dh-1b** - 1984-85  
**Eckersley, Dennis, rhp** - 1978-84, '98  
 Eggert, Elmer, 2b - 1927  
 Ehmke, Howard, rhp - 1923-26  
 Eibel, Hack, lhp - 1920  
**Ellsbury, Jacoby, of** - 2007-13  
**Ellsworth, Dick, lhp** - 1968-69  
**Ellsworth, Steve, lhp** - 1988

## All-Time Roster, Continued

**Embree, Alan, lhp - 2002-05**  
Engle, Clyde, inf-of - 1910-14  
**Erdos, Todd, rhp - 2001**  
**Esasky, Nick, 1b - 1989**  
**Escobar, Edwin, lhp - 2014**  
**Eshelman, Vaughn, lhp - 1995-97**  
Evans, Al, c - 1951  
Evans, Bill, rhp - 1951  
**Evans, Dwight, rf - 1972-90**  
**Everett, Carl, cf - 2000-01**  
Evers, Hoot, of - 1952-54  
Ezzell, Homer, inf - 1924-25

### F

**Fanzone, Carmen, 3b - 1970**  
**Farr, Steve, rhp - 1994**  
Farrell, Doc, 2b - 1935  
Farrell, Duke, c - 1903-05  
**Fassero, Jeff, lhp - 2000**  
Ferguson, Alex, rhp - 1922-25  
Ferrell, Rick, c - 1933-37  
Ferrell, Wes, rhp - 1934-37  
Ferris, Hobe, 2b - 1901-07  
**Ferriss, Dave, rhp - 1945-50**  
Fewster, Chick, inf - 1922-23  
**Finch, Joel, rhp - 1979**  
Fine, Tom, rhp - 1947  
Finney, Lou, 1b-of - 1939-42, '44-45  
**Finnvold, Gar, rhp - 1994**  
**Fiore, Mike, 1b - 1970-71**  
**Fischer, Hank, rhp - 1966-67**  
**Fisk, Carlton, c - 1969, '71-80**  
Fitzgerald, Howie, of - 1926  
Flagstead, Ira, of - 1923-29  
**Flaherty, John, c - 1992-93**  
Flair, Al, 1b - 1941  
Fleming, Bill, rhp - 1940-41  
**Fletcher, Scott, 2b - 1993-94**  
**Florie, Bryce, rhp - 1999-01**  
Flowers, Ben, rhp - 1951, 1953  
**Floyd, Cliff, of - 2002**  
**Fonville, Chad, inf - 1999**  
Foreman, Frank, rhp - 1901  
Foreman, Happy, lhp - 1926  
Fornieles, Mike, rhp - 1957-63  
Fortune, Gary, rhp - 1920  
**Fossas, Tony, lhp - 1991-94**  
**Fossum, Casey, lhp - 2001-03**  
Foster, Eddie, 3b - 1920-22  
Foster, Rube, rhp - 1913-17  
Fothergill, Bob, of - 1933  
**Foulke, Keith, rhp - 2004-06**  
Fowler, Boob, inf - 1926  
**Fox, Chad, rhp - 2003**  
**Fox, Matt, rhp - 2010**  
Fox, Pete, of - 1941-45  
Foxy, Jimmie, rhp - 1936-42  
Foy, Joe, 3b - 1966-68  
Francis, Ray, lhp - 1925  
Freeman, Buck, 1b-ff - 1901-07  
Freeman, Hersh, rhp - 1952-53, '55  
Freeman, John, of - 1927  
French, Charley, inf - 1909-10  
Friberg, Barney, rhp - 1933  
Friend, Owen, ss - 1955  
**Frohworth, Todd, rhp - 1994**  
**Frye, Jeff, 2b - 1996-97, '99-00**  
Fuhr, Oscar, lhp - 1924-25  
Fuller, Frank, 2b - 1923  
Fullerton, Curt, rhp - 1921-25, '33

### G

**Gabbard, Kason, lhp - 2006-07**  
**Gaetti, Gary, 3b - 2000**  
Gaffke, Fabian, of - 1936-39  
**Gagliano, Phil, inf - 1971-72**

**Gagne, Eric, rhp - 2007**  
Gainer, Del, inf-of - 1914-17, '19  
**Gale, Rich, rhp - 1984**  
Galehouse, Denny, rhp - 1939-40, '47-49  
**Gallagher, Bob, of - 1972**  
Gallagher, Ed, lhp - 1932  
Galvin, Jim, ph - 1930  
Garbark, Bob, c - 1945  
**Garces, Rich, rhp - 1996-02**  
**Garcia-parra, Nomar, ss - 1996-04**  
**Gardiner, Mike, rhp - 1991-92**  
**Gardner, Billy, inf - 1962-63**  
Gardner, Larry, 3b - 1908-17  
**Gardner, Wes, rhp - 1986-90**  
**Garman, Mike, rhp - 1969, '71-73**  
Garrison, Cliff, rhp - 1928  
Garrison, Ford, of - 1943-44  
Gaston, Alex, c - 1926, 1929  
Gaston, Millt, rhp - 1929-31  
**Gathright, Joey, of - 2009, '11**  
**Gedman, Rich, c - 1980-90**  
Geiger, Gary, of - 1959-65  
Gelbert, Charley, rhp - 1940  
Gerber, Wally, inf - 1928-29  
**Germano, Justin, rhp - 2012**  
**Gernert, Dick, 1b - 1952-59**  
Gessler, Doc, rf - 1908-09  
Geygan, Chappie, inf - 1924-26  
**Giambi, Jeremy, of-dh - 2003**  
Giannini, Joe, ss - 1911  
Gibson, Norwood, rhp - 1903-06  
Gibson, Russ, c - 1967-69  
Gilbert, Andy, of - 1942, '46  
**Gile, Don, c - 1959-62**  
Gillhooley, Frank, of - 1919  
**Gilkey, Bernard, lf - 2000**  
Gillespie, Bob, rhp - 1950  
Gillis, Grant, 2b - 1929  
Ginsberg, Joe, c - 1961  
Glaze, Ralph, rhp - 1906-08  
Gleason, Harry, inf - 1901-03  
Glenn, Joe, c - 1940  
Godwin, John, inf-of - 1905-06  
**Goggin, Chuck, 2b - 1974**  
**Gomes, Jonny, of - 2013-14**  
**Gomes, Wayne, rhp - 2002**  
**Gomez, Mauro, 1b - 2012**  
Gonzales, Eusebio, ss - 1918  
Gonzales, Joe, rhp - 1937  
**Gonzalez, Adrian, 1b - 2011-12**  
**Gonzalez, Alex, ss - 2006, '09**  
**Gonzalez, Enrique, rhp - 2009**  
Gonzalez, Geremi, rhp - 2005  
Gooch, Johnny, c - 1933  
Goodman, Billy, inf - 1947-57  
**Gordon, Tom, rhp - 1996-99**  
**Gosger, Jim, of - 1963, 1965-66**  
**Graffanino, Tony, inf - 2005**  
Graham, Charley, c - 1906  
**Graham, Lee, of - 1983**  
Graham, Skinny, of - 1934-35  
**Gray, Dave, rhp - 1964**  
**Gray, Jeff, rhp - 1990-91**  
**Grebeck, Craig, ss - 2001**  
**Green, Lenny, of - 1965-66**  
**Green, Nick, inf - 2009**  
**Green, Pumpsie, inf - 1959-62**  
**Greenwell, Mike, lf - 1985-96**  
Gregg, Vean, lhp - 1914-16  
**Griffin, Doug, 2b - 1971-77**  
Griffin, Marty, rhp - 1928  
**Grilli, Guido, lhp - 1966**  
Grimes, Ray, 1b - 1920  
Grimshaw, Moose, 1b - 1905-07  
Grissom, Marv, rhp - 1953  
**Gross, Kip, rhp - 1999**

Gross, Turkey, ss - 1925  
Grove, Lefty, lhp - 1934-41  
**Grundy, Ken, lhp - 1996-97**  
**Gubanich, Creighton, c - 1999**  
Guerra, Mike, c - 1951  
**Guerrero, Mario, ss - 1973-74**  
**Guindon, Bob, 1b - 1964**  
Gumpert, Randy, rhp - 1952  
**Gunderson, Eric, lhp - 1995-96**  
Gunning, Hy, 1b - 1911  
**Guthrie, Mark, lhp - 1999**  
**Gutierrez, Jackie, ss - 1983-85**  
**Gutierrez, Ricky, inf - 2004**  
Gutteridge, Don, inf - 1946-47

### H

Hageman, Casey, rhp - 1911-12  
**Halama, John, lhp - 2005**  
Hale, Odell, 3b - 1941  
Haley, Ray, c - 1915-16  
**Hall, Bill, inf-of - 2010**  
Hall, Charley, rhp - 1909-13  
**Hammond, Chris, lhp - 1997**  
Hancock, Garry, of - 1978, '80-82  
Hancock, Josh, rhp - 2002  
**Haney, Chris, lhp - 2002**  
Haney, Fred, 3b - 1926-27  
**Hanigan, Ryan, c - 2015**  
**Hanrahan, Joel, rhp - 2013**  
**Hansack, Devern, rhp - 2006-08**  
**Hansen, Craig, rhp - 2005-06, '08**  
**Hanson, Erik, rhp - 1995**  
**Hardy, Carroll, of - 1960-62**  
**Harikkala, Tim, rhp - 1999**  
Harper, Harry, lhp - 1920  
**Harper, Tommy, of - 1972-74**  
Harrell, Billy, inf - 1961  
**Harrelson, Ken, 1b-ff - 1967-69**  
Harris, Bill, rhp - 1938  
**Harris, Greg, rhp - 1989-94**  
Harris, Joe, rhp - 1905-07  
Harris, Joe, of-1b - 1922-25  
Harris, Mickey, lhp - 1940-41, '46-49  
**Harris, Reggie, rhp - 1996**  
**Harris, Willie, inf-of - 2006**  
Harrison, Slim, rhp - 1926-28  
Harshman, Jack, lhp - 1959  
**Hartenstein, Chuck, rhp - 1970**  
Hartley, Grover, c - 1927  
**Hartley, Mike, rhp - 1995**  
Hartman, Charley, lhp - 1908  
**Harville, Chad, rhp - 2005**  
**Haselman, Bill, c - 1995-97, '03**  
Hash, Herb, rhp - 1940-41  
**Hassan, Alex, of - 2014**  
**Hassler, Andy, lhp - 1978-79**  
**Hatcher, Billy, of - 1992-94**  
Hatfield, Fred, 3b - 1950-52  
**Hatteberg, Scott, c - 1995-01**  
Hatton, Grady, 3b - 1954-56  
Hausmann, Clem, rhp - 1944-45  
Hayden, John, rf - 1906  
Hayes, Frankie, c - 1947  
Hearne, Ed, ss - 1910  
**Heep, Danny, of - 1989-90**  
**Heffner, Bob, rhp - 1963-65**  
Heflin, Randy, rhp - 1945-46  
Heimeach, Fred, lhp - 1926  
**Heise, Bob, inf - 1975-76**  
**Helms, Tommy, inf - 1977**  
**Hembree, Heath, rhp - 2014-15**  
Hemphill, Charley, rf - 1901  
Henderson, Dave, of - 1986-87  
**Henderson, Rickey, of - 2002**  
Hendryx, Tim, of - 1920-21  
Henriksen, Olaf, of - 1911-17



Henry, Bill, lhp - 1952-55  
**Henry, Butch, lhp - 1997-98**  
 Henry, Jim, rhp - 1936-37  
**Hermanson, Dustin, rhp - 2002**  
**Hernida, Jeremy, of - 2010**  
 Hernandez, Ramon, lhp - 1977  
**Herrera, Jonathan, inf - 2014**  
 Herrera, Mike, inf - 1925-26  
 Herrin, Tom, rhp - 1954  
**Hesketh, Joe, lhp - 1990-94**  
**Hetzl, Eric, rhp - 1989-90**  
 Heving, Joe, rhp - 1938-40  
 Heving, Johnnie, c - 1924-25, '28-30  
 Hickman, Piano Legs, rhp - 1902  
 Higgins, Mike, 3b - 1937-38, '46  
**Hill, Rich, lhp - 2010-12, '15**  
**Hillenbrand, Shea, 3b - 2001-03**  
 Hiller, Hob, inf - 1920-21  
**Hillman, Dave, rhp - 1960-61**  
 Hinkle, Gordie, c - 1934  
**Hinojosa, Dalier, rhp - 2015**  
**Hinrichs, Paul, rhp - 1951**  
**Hinske, Eric, of-1b - 2006-07**  
 Hinson, Paul, ph - 1928  
 Hisner, Harley, rhp - 1951  
 Hitchcock, Billy, inf - 1948-49  
 Hoblitzell, Dick, 1b - 1914-18  
**Hobson, Butch, 3b - 1975-80**  
 Hockette, George, lhp - 1934-35  
 Hodapp, Johnny, 2b - 1933  
 Hoderlein, Mel, inf - 1951  
 Hoelt, Billy, lhp - 1959  
 Hoey, John, lf - 1906-08  
**Hoffman, Glenn, ss-3b - 1980-87**  
 Hofmann, Fred, c - 1927-28  
 Holcombe, Ken, rhp - 1953  
**Hollins, Dave, inf - 1995**  
 Holm, Billy, c - 1945  
**Holt, Brock, inf-of - 2013-15**  
**Holtz, Mike, lhp - 2006**  
 Hooper, Harry, rf - 1909-20  
**Horn, Sam, dh-1b - 1987-89**  
**Horton, Tony, 1b - 1964-67**  
**Hosey, Dwayne, of - 1995-96**  
**Hottovy, Tommy, lhp - 2011**  
**House, Tom, lhp - 1976-77**  
**Housie, Wayne, of - 1991**  
**Howard, Chris, lhp - 1994**  
 Howard, Elston, c - 1967-68  
 Howard, Paul, of - 1909  
 Howe, Les, rhp - 1923-24  
**Howry, Bob, lhp - 2002-03**  
**Hoy, Peter, rhp - 1992**  
 Hoyt, Waite, rhp - 1919-20  
**Huckabay, Ken, c - 2006**  
**Hudson, Joe, rhp - 1995-97**  
 Hudson, Sid, rhp - 1952-54  
 Hughes, Ed, rhp - 1905-06  
 Hughes, Long Tom, rhp - 1902-03  
**Hughes, Terry, 3b - 1974**  
 Hughson, Tex, rhp - 1941-44, '46-49  
 Humphrey, Bill, rhp - 1938  
 Hunt, Ben, lhp - 1910  
**Hunter, Buddy, inf - 1971, '73, '75**  
 Hunter, Herb, of - 1920  
 Hurd, Tom, rhp - 1954-56  
**Hurst, Bruce, lhp - 1980-88**  
**Huskey, Butch, of-inf - 1999**  
 Husting, Bert, rhp - 1902  
**Hyzdu, Adam, of - 2004-05**

## I

**Iglesias, Jose, ss - 2011-13**  
**Irvine, Daryl, rhp - 1990-92**

## J

Jablonski, Pete, rhp - 1932  
 (later known as Pete Appleton)  
**Jackson, Conor, of - 2011**  
**Jackson, Damian, inf-of - 2003**  
 Jackson, Ron H., 1b - 1960  
 Jacobson, Baby Doll, of - 1926-27  
 Jacobson, Beany, lhp - 1907  
 Jamerson, Charley, lhp - 1924  
 James, Bill, rhp - 1919  
**James, Chris, of - 1995**  
 Janvrin, Hal, inf - 1911, 1913-17  
**Jarvis, Kevin, rhp - 2006**  
**Jarvis, Ray, rhp - 1969-70**  
**Jefferson, Reggie, dh-1b - 1995-99**  
**Jenkins, Ferguson, rhp - 1976-77**  
 Jenkins, Tom, of - 1925-26  
**Jenks, Bobby, rhp - 2011**  
 Jensen, Jackie, rf - 1954-59, 1961  
**Jensen, Marcus, c - 2001**  
**Jimenez, Luis, inf - 2015**  
**Johns, Keith, 2b - 1998**  
 Johnson, A. Rankin, rhp - 1914  
 Johnson, Bob, lf - 1944-45  
**Johnson, Brian, lhp - 2015**  
 Johnson, Deron, dh-1b - 1974-76  
 Johnson, Earl, lhp - 1940-41, '46-50  
 Johnson, Hank, rhp - 1933-35  
**Johnson, Jason, rhp - 2006**  
**Johnson, John Henry, lhp - 1983-84**  
**Johnson, Kelly, inf-of - 2014**  
 Johnson, Roy, lf-rf - 1932-35  
 Johnson, Vic, lhp - 1944-45  
**Johnston, Joel, rhp - 1995**  
 Jolley, Smead, lf - 1932-33  
**Jones, Bobby M, lhp - 2004**  
 Jones, Charley, of - 1901  
**Jones, Dalton, inf - 1964-69**  
**Jones, Hunter, lhp - 2009**  
 Jones, Jake, 1b - 1947-48  
**Jones, Rick, lhp - 1976**  
 Jones, Sad Sam, rhp - 1916-21  
**Jones, Todd, rhp - 2003**  
 Joost, Eddie, inf - 1955  
 Josephson, Duane, c - 1971-72  
 Judd, Oscar, lhp - 1941-45  
 Judge, Joe, 1b - 1933-34  
**Jurak, Ed, inf - 1982-85**

## K

**Kalish, Ryan, of - 2010, '12**  
 Kallio, Rudy, rhp - 1925  
**Kapler, Gabe, of - 2003-06**  
 Karger, Ed, lhp - 1909-11  
 Karl, Andy, rhp - 1943  
 Karow, Marty, inf - 1927  
 Karr, Benn, rhp - 1920-22  
**Kasko, Eddie, ss - 1966**  
 Kell, George, 3b - 1952-54  
 Kellett, Al, rhp - 1924  
 Kellett, Red, inf - 1934  
 Kellum, Win, lhp - 1901  
 Kelly, Ed, rhp - 1914  
**Kelly, Joe, rhp - 2014-15**  
 Keltner, Ken, 3b - 1950  
 Kemmerer, Russ, rhp - 1954-55, '57  
**Kendall, Fred, c - 1978**  
 Kennedy, Bill, lhp - 1953  
**Kennedy, John, inf - 1970-74**  
**Keough, Marty, of - 1956-60**  
**Kiecker, Dana, rhp - 1990-91**  
 Kiefer, Joe, rhp - 1925-26  
**Kielty, Bobby, of - 2007**  
 Kiely, Leo, lhp - 1951, '54-56, '58-59  
 Killilay, Jack, rhp - 1911  
**Kim, Byung-Hyun, rhp - 2003-04**

**Kim, Sun-Woo, rhp - 2001-02**  
 Kinder, Ellis, rhp - 1948-55  
 Kinney, Walt, lhp - 1918  
**Kison, Bruce, rhp - 1985**  
 Klaus, Billy, ss-3b - 1955-58  
 Kleinow, Red, c - 1910-11  
 Kline, Bob, rhp - 1930-33  
 Kline, Ron, rhp - 1969  
 Klinger, Bob, rhp - 1946-47  
**Knacker, Brent, rhp - 1996**  
 Knight, John, 3b - 1907  
**Kolstad, Hal, rhp - 1962-63**  
 Koonce, Cal, rhp - 1970-71  
**Kosco, Andy, of - 1972**  
**Kotchman, Casey, inf - 2009**  
**Kotsay, Mark, of-1b - 2008-09**  
**Kottaras, George, c - 2008-09**  
 Kramer, Jack, rhp - 1948-49  
**Krause, Lew, rhp - 1972**  
**Kreuger, Rick, lhp - 1975-77**  
 Kroh, Rube, lhp - 1906-07  
 Kroner, John, inf - 1935-36  
 Krug, Marty, inf - 1912  
**Kutcher, Randy, of - 1988-90**

## L

LaChance, Candy, 1b - 1902-05  
**Lackey, John, rhp - 2010-14**  
**Lacy, Kerry, rhp - 1996-97**  
 LaForest, Ty, 3b - 1945  
**LaFranco, Roger, c - 1982**  
**Lahoud, Joe, of - 1968-71**  
 Lake, Eddie, rhp - 1943-45  
 Lamabe, Jack, rhp - 1963-65  
 Lamar, Bill, lhp - 1919  
**Lamp, Dennis, rhp - 1988-91**  
**Lancellotti, Rick, 1b - 1990**  
**Landis, Bill, lhp - 1967-69**  
**Landis, Jim, of - 1967**  
 Langford, Sam, of - 1926  
**Lansford, Carney, 3b - 1981-82**  
**Lansing, Mike, inf - 2000-01**  
 LaPorte, Frank, inf-of - 1908  
**LaRoche, Adam, 1b - 2009**  
**LaRoche, John, lhp - 1978**  
 Lary, Lyn, ss - 1934  
**Larvornway, Ryan, c - 2011-14**  
**Layne, Tommy, lhp - 2014-15**  
 Lazor, Johnny, of - 1943-46  
**Lee, Bill, lhp - 1969-78**  
 Lee, Dud, ss - 1924-26  
**Lee, Sang-Hoon, lhp - 2000**  
 LeFebvre, Lefty, lhp - 1938-39  
 Leggett, Lou, c - 1933-35  
 Leheny, Regis, lhp - 1932  
 Lehner, Paul, of - 1952  
 Leibold, Nemo, of - 1921-23  
**Leister, John, rhp - 1987, '90**  
**Lemke, Mark, 2b - 1998**  
 Lenhardt, Don, of - 1952, '54  
**Leon, Sandy, c - 2015**  
 Leonard, H. Dutch, lhp - 1913-18  
**Lepcio, Ted, inf - 1952-59**  
 Lerchen, Dutch, ss - 1910  
 LeRoy, Louis, rhp - 1910  
**Leskanic, Curtis, rhp - 2004**  
**Lester, Jon, lhp - 2006-14**  
**Lewis, Darren, of - 1998-01**  
 Lewis, Duffy, lf - 1910-17  
 Lewis, John, 2b - 1911  
 Lewis, Ted, rhp - 1901  
**Leyritz, Jim, c - 1998**  
 Lickert, John, c - 1981  
**Lillibridge, Brent, inf-of - 2012**  
**Lilliquist, Derek, lhp - 1995**  
**Lin, Che-Hsuan, of - 2012**

## All-Time Roster, Continued

Lipon, Johnny, ss - 1952-53  
 Lisenbee, Hod, rhp - 1929-32  
 Littlefield, Dick, lhp - 1950  
**Litton, Greg, inf - 1994**  
**Lock, Don, of - 1969**  
**Lockwood, Skip, rhp - 1980**  
 Loepp, George, of - 1928  
**Lofton, James, inf - 2001**  
**Lollar, Tim, lhp - 1985-86**  
**Lomasney, Steve, c - 1999**  
**Lonborg, Jim, rhp - 1965-71**  
 Lonergan, Walt, inf - 1911  
**Loney, James, 1b - 2012**  
**Looney, Brian, lhp - 1995**  
**Lopez, Felipe, inf - 2010**  
**Lopez, Javier, lhp - 2006-09**  
**Lopez, Javy, c - 2006**  
 Lord, Harry, 3b - 1907-10  
**Loretta, Mark, 2b - 2006**  
**Lowe, Derek, rhp - 1997-04**  
**Lowell, Mike, 3b - 2006-10**  
**Lowrie, Jed, inf - 2008-11**  
 Lucas, Johnny, of - 1931-32  
 Lucey, Joe, rhp - 1925  
 Lucier, Lou, rhp - 1943-44  
**Lugo, Julio, ss - 2007-09**  
 Lundgren, Del, rhp - 1926-27  
 Lupien, Tony, 1b - 1940, '42-43  
**Lyle, Sparky, lhp - 1967-71**  
 Lynch, Walt, c - 1922  
**Lynn, Fred, cf - 1974-80**  
**Lyon, Brandon, rhp - 2003**  
**Lyns, Steve, of-inf - 1985-86, '91-93**

### M

**Macfarlane, Mike, c - 1995**  
 MacFayden, Danny, rhp - 1926-32  
**Machado, Alejandro, inf - 2005**  
**Machi, Jean, rhp - 2015**  
**Mack, Shane, of - 1997**  
**MacLeod, Bill, lhp - 1962**  
**MacWhorter, Keith, rhp - 1980**  
 Madden, Tom, c - 1909-11  
**Maddux, Mike, rhp - 1995-96**  
**Magrini, Pete, rhp - 1966**  
**Mahay, Ron, of-lhp - 1995, '97-98**  
**Mahomes, Pat, rhp - 1996-97**  
 Mahoney, Chris, rhp - 1910  
**Mahoney, Jim, ss - 1959**  
**Malaska, Mark, lhp - 2004**  
**Malave, Jose, of - 1996-97**  
**Mallett, Jerry, of - 1959**  
 Maloy, Paul, rhp - 1913  
 Malzone, Frank, 3b - 1955-65  
**Mantei, Matt, rhp - 2005**  
**Mantilla, Felix, 2b - 1963-65**  
**Manto, Jeff, inf - 1996**  
**Manuel, Robert, rhp - 2010**  
 Manush, Heinie, of - 1936  
**Manzanillo, Josias, rhp - 1991**  
 Marchildon, Phil, rhp - 1950  
 Marcum, Johnny, rhp - 1936-38  
**Marichal, Juan, rhp - 1974**  
 Marquardt, Ollie, 2b - 1931  
**Marrero, Deven, inf - 2015**  
 Marshall, Bill, ph - 1931  
**Marshall, Mike, 1b-of - 1990-91**  
 Martin, Babe, c - 1948-49  
**Martinez, Anastacio, rhp - 2004**  
**Martinez, Pedro, rhp - 1998-04**  
**Martinez, Ramon, rhp - 1999-00**  
**Martinez, Sandy, c - 2004**  
**Martinez, Victor, c - 2009-10**  
 Marzano, John, c - 1987-92  
**Masterson, Justin, rhp - 2008-09, '15**  
 Masterson, Walt, rhp - 1949-52

**Matchick, Tommy, inf - 1970**  
 Matthews, Bill, rhp - 1909  
**Matsuzaka, Daisuke, rhp - 2007-12**  
 Mauch, Gene, 2b - 1956-57  
**Maxwell, Charley, of-1b - 1950-52, '54**  
 Mayer, Wally, c - 1917-18  
 Maynard, Chick, ss - 1922  
 Mays, Carl, rhp - 1915-19  
**McAuliffe, Dick, inf - 1974-75**  
 McBride, Tom, of - 1943-47  
 McCabe, Dick, rhp - 1918  
 McCall, Windy, lhp - 1948-49  
 McCann, Emmett, inf - 1926  
**McCarthy, Tom, rhp - 1985**  
**McCarty, David, of-1b - 2003-05**  
**McCarver, Tim, c - 1974-75**  
 McConnell, Amby, 2b - 1908-10  
 McDermott, Maurice, lhp - 1948-53  
**McDill, Allen, lhp - 2001**  
**McDonald, Darnell, of - 2010-12**  
 McDonald, Jim, rhp - 1950  
**McDonald, John, inf - 2013**  
 McFarland, Ed, c - 1908  
 McGah, Ed, c - 1946-47  
**McGee, Willie, of - 1995**  
 McGlothen, Lynn, rhp - 1972-73  
 McGovern, Art, c - 1905  
 McGraw, Bob, rhp - 1919  
 McGuire, Deacon, c - 1907-08  
 McHale, Jim, of - 1908  
 McHale, Marty, rhp - 1910-11, '16  
 McNnis, Stuffy, 1b - 1918-21  
 McKain, Archie, lhp - 1937-38  
**McKeel, Walt, c - 1996-97**  
 McLaughlin, Jud, lhp - 1931-33  
 McLean, Larry, 1b - 1901  
 McMahan, Doc, rhp - 1908  
 McMahan, Don, rhp - 1966-67  
 McManus, Marty, inf - 1931-33  
 McMillan, Norm, inf - 1923  
 McNair, Eric, inf - 1936-38  
 McNally, Mike, inf - 1915-17, '19-20  
 McNaughton, Gordon, rhp - 1932  
**McNeely, Jeff, of - 1993**  
 McNeil, Norm, c - 1919  
 McWilliams, Bill, ph - 1931  
**Mejias, Roman, of - 1963-64**  
**Melancon, Mark, rhp - 2012**  
**Mele, Sam, of - 1947-49, '54-55**  
**Melendez, Jose, rhp - 1993-94**  
 Melillo, Oscar, 2b - 1935-37  
**Melvin, Bob, c - 1993**  
**Mendez, Roman, rhp - 2015**  
**Mendoza, Ramiro, rhp - 2003-04**  
 Menosky, Mike, of - 1920-23  
 Meola, Mike, rhp - 1933, '36  
**Merced, Orlando, rf - 1998**  
**Merchant, Andy, c - 1975-76**  
**Mercker, Kent, lhp - 1999**  
**Meredith, Cla, rhp - 2005**  
 Merena, Spike, lhp - 1934  
**Merloni, Lou, inf - 1998-03**  
 Merson, Jack, 2b - 1953  
 Metkovich, George, of-1b - 1943-46  
 Meyer, Russ, rhp - 1957  
 Michaels, John, lhp - 1932  
**Middlebrooks, Will, 3b - 2012-14**  
 Mickiff, Dick, rhp - 1938  
**Mientkiewicz, Doug, 1b - 2004**  
 Miles, Dee, of - 1943  
**Miley, Wade, lhp - 2015**  
**Millar, Kevin, 1b-dh - 2003-05**  
**Miller, Andrew, lhp - 2011-14**  
 Miller, Bing, of - 1935-36  
**Miller, Corky, c - 2006**  
 Miller, Elmer, of - 1922

Miller, Hack, of - 1918  
 Miller, Otto, 3b - 1930-32  
**Miller, Rick, of - 1971-77, '81-85**  
**Miller, Trever, lhp - 2011**  
**Miller, Wade, rhp - 2005**  
 Mills, Buster, lf - 1937  
 Mills, Dick, rhp - 1970  
 Minarcin, Rudy, rhp - 1956-57  
**Minchey, Nate, rhp - 1993-94, '96**  
**Mirabeli, Doug, c - 2001-07**  
**Mitchell, Charlie, rhp - 1984-85**  
 Mitchell, Fred, rhp - 1901-02  
 Mitchell, Johnny, ss - 1922-23  
**Mitchell, Keith, of - 1998**  
**Mitchell, Kevin, of - 1996**  
 Mohr, Herb, rhp - 1959  
**Mohr, Dustan, of - 2006**  
**Molina, Gustavo, c - 2010**  
 Monbouaue, Vince, rhp - 1918  
 Monbrquette, Bill, rhp - 1958-65  
 Moncewicz, Freddie, ss - 1928  
**Montgomery, Bob, c - 1970-79**  
 Moore, Bill, c - 1926-27  
 Moore, Wilcy, rhp - 1931-32  
**Morales, Franklin, lhp - 2011-13**  
**Morehead, Dave, rhp - 1963-68**  
**Moret, Roger, lhp - 1970-75**  
 Morgan, Cy, rhp - 1907-09  
 Morgan, Eddie, 1b - 1934  
 Morgan, Red, 3b - 1906  
 Morris, Ed, rhp - 1928-31  
 Morrissey, Deacon, rhp - 1901  
**Mortensen, Clayton, rhp - 2012-13**  
 Morton, Guy, c - 1954  
**Morton, Kevin, lhp - 1991**  
 Moseley, Earl, rhp - 1913  
 Moser, Walter, rhp - 1911  
**Moses, Jerry, c - 1965, '68-70**  
 Moses, Wally, of - 1946-48  
 Mosskiman, Doc, 1b-of - 1910  
**Moss, Brandon, of - 2007-08**  
 Moss, Les, c - 1951  
**Moyer, Jamie, lhp - 1996**  
**Mueller, Bill, 3b - 2003-05**  
 Mueller, Gordon, rhp - 1950  
 Muffett, Billy, rhp - 1960-62  
**Mujica, Edward, rhp - 2014-15**  
 Mulleavy, Greg, inf - 1933  
 Muller, Freddie, inf - 1933-34  
 Mulligan, Joe, rhp - 1934  
 Mulrone, Frank, rhp - 1930  
 Mundy, Bill, 1b - 1913  
**Murphy, David, of - 2006-07**  
 Murphy, Johnny, rhp - 1947  
**Murphy, Rob, lhp - 1989-90**  
**Murphy, Tom, rhp - 1976-77**  
 Murphy, Walter, rhp - 1931  
 Murray, George, rhp - 1923-24  
**Murray, Matt, rhp - 1995**  
**Muser, Tony, 1b - 1969**  
 Musser, Paul, rhp - 1919  
 Mustaikis, Alex, rhp - 1940  
 Myers, Buddy, ss-3b - 1927-28  
 Myers, Elmer, rhp - 1920-22  
 Myers, Hap, 1b - 1910-11  
**Myers, Mike, lhp - 2004-05**

### N

**Nabholz, Chris, lhp - 1994**  
**Naehring, Tim, ss-3b - 1990-97**  
 Nagle, Judge, rhp - 1911  
**Nagy, Mike, rhp - 1969-72**  
**Napoli, Mike, 1b - 2013-15**  
 Narleski, Bill, inf - 1929-30  
**Nava, Daniel, of - 2010, '12-15**  
**Navarro, Yamaico, ss - 2010-11**

## All-Time Roster, Continued

**Neal, Blaine, rhp** - 2005  
 Neitzke, Ernie, rhp - 1921  
**Nelson, Bryant, inf-of** - 2002  
**Nelson, Joe, rhp** - 2004, '10  
 Neubauer, Hal, rhp - 1925  
**Newhauser, Don, rhp** - 1972-74  
**Newman, Jeff, c** - 1983-84  
 Newsom, Bobo, rhp - 1937  
 Newsome, Dick, rhp - 1941-43  
 Newsome, Skeeter, inf - 1941-45  
 Niarhos, Gus, c - 1952-53  
 Nichols, Chet, lhp - 1960-63  
**Nichols, Reid, of** - 1980-85  
 Niemiec, Al, rhp - 1934  
 Niles, Harry, of-inf - 1908-10  
**Nipper, Al, rhp** - 1983-87  
**Nippert, Merlin, rhp** - 1962  
**Nixon, Otis, cf** - 1994  
**Nixon, Russ, c** - 1960-65, '68  
**Nixon, Trot, rf** - 1996, 1998-06  
 Nixon, Willard, rhp - 1950-58  
**Nomo, Hideo, rhp** - 2001  
 Nonnenkamp, Leo, of - 1938-40  
 Nourse, Chet, rhp - 1909  
 Nunamaker, Les, c - 1911-14  
**Nunnally, Jon, of** - 1999

### O

Oberlin, Frank, rhp - 1906-07  
**O'Berry, Mike, c** - 1979  
 O'Brien, Buck, rhp - 1911-13  
 O'Brien, Jack, of - 1903  
**O'Brien, Syd, inf** - 1969  
 O'Brien, Tom, of - 1949-50  
 O'Doul, Lefty, lhp - 1923  
**Offerman, Jose, inf-dh** - 1999-02  
**Ogando, Alexi, rhp** - 2015  
**Oglivie, Ben, of** - 1971-73  
**Ohka, Tomokazu, rhp** - 1999-01  
**Ojeda, Bob, lhp** - 1980-85  
**Okajima, Hideki, lhp** - 2007-11  
**Okrie, Len, c** - 1952  
**O'Leary, Troy, of** - 1995-01  
**Olerud, John, 1b** - 2005  
**Oliver, Darren, lhp** - 2002  
 Oliver, Gene, c - 1968  
**Oliver, Joe, c** - 2001  
 Oliver, Tom, cf - 1930-33  
 Olmstead, Hank, rhp - 1905  
 Olson, Karl, of - 1951, '53-55  
 Olson, Marv, 2b - 1931-33  
 Olson, Ted, rhp - 1936-38  
 O'Neill, Bill, of - 1904  
 O'Neill, Emmett, rhp - 1943-45  
 O'Neill, Steve, c - 1924  
**Ontiveros, Steve, rhp** - 2000  
 Orme, George, of - 1920  
 O'Rourke, Frank, inf - 1922  
**Ortiz, David, dh-1b** - 2003-15  
**Ortiz, Luis, 3b** - 1993-94  
 Osinski, Dan, rhp - 1966-67  
 Ostdieck, Harry, c - 1908  
 Ostermueller, Fritz, lhp - 1934-40  
 Ostrowski, John, of-inf - 1948  
 Owen, Marv, inf - 1940  
 Owen, Mickey, c - 1954  
**Owen, Spike, ss** - 1986-88  
 Owens, Frank, c - 1905  
**Owens, Henry, lhp** - 2015

### P

**Padilla, Vicente, rhp** - 2012  
 Pagliaroni, Jim, c - 1955, '60-62  
 Palm, Mike, rhp - 1948  
**Pankovits, Jim, inf** - 1990  
 Papai, Al, rhp - 1950

Pape, Larry, rhp - 1909, '11-12  
**Papelbon, Jonathan, rhp** - 2005-11  
**Papi, Stan, inf** - 1979-80  
 Parent, Freddy, ss - 1901-07  
 Parnell, Mel, lhp - 1947-56  
**Parrish, Larry, 1b-dh** - 1988  
 Partee, Roy, c - 1943-44, '46-47  
 Partenheimer, Stan, lhp - 1944  
 Paschal, Ben, of - 1920  
 Patten, Casey, lhp - 1908  
**Patterson, Eric, inf-of** - 2010  
 Patterson, Hank, c - 1932  
**Pattin, Marty, rhp** - 1972-73  
**Pauley, David, rhp** - 2006, '08  
**Pavletich, Don, c** - 1970-71  
**Paxton, Mike, rhp** - 1977  
**Payton, Jay, of** - 2005  
 Peacock, Johnny, c - 1937-44  
**Peavy, Jake, rhp** - 2013-14  
**Pedroia, Dustin, 2b** - 2006-15  
**Peguero, Carlos, of** - 2015  
 Pellagrini, Eddie, inf - 1946-47  
**Pemberton, Rudy, of** - 1996-97  
**Pena, Alejandro, rhp** - 1995  
**Pena, Carlos, 1b** - 2006  
**Pena, Jesus, lhp** - 2000  
**Pena, Juan, rhp** - 1999  
**Peña, Tony, c** - 1990-93  
**Pena, Willy Mo, of-dh** - 2006-07  
**Pennington, Brad, lhp** - 1996  
 Pennock, Herb, lhp - 1915-17, '19-22, '34  
**Penny, Brad, rhp** - 2009  
**Perez, Tony, 1b-dh** - 1980-82  
**Perisho, Matt, lhp** - 2005  
 Perrin, Jack, of - 1921  
**Person, Robert, rhp** - 2003  
 Pertica, Bill, rhp - 1918  
 Pesky, Johnny, ss-3b - 1942, '46-52  
**Petagine, Roberto, 1b** - 2005  
**Peters, Gary, lhp** - 1970-72  
 Peterson, Bob, c - 1906-07  
**Petrocelli, Rico, ss-3b** - 1963, '65-76  
**Petry, Dan, rhp** - 1991  
 Phillely, Dave, of - 1962  
**Phillips, Ed, rhp** - 1970  
**Pichardo, Hipolito, rhp** - 2000-01  
 Picinich, Val, c - 1923-25  
**Pickering, Calvin, 1b-dh** - 2001  
 Pickering, Urbane, 3b - 1931-32  
**Pierce, Jeff, rhp** - 1995  
 Piercy, Bill, rhp - 1922-24  
**Piersall, Jimmy, cf** - 1950, '52-58  
**Pierzynski, A.J., c** - 2014  
**Pineiro, Joel, rhp** - 2007  
 Pipgras, George, rhp - 1933-35  
**Pirki, Greg, 1b** - 1996  
 Pittenger, Pinky, of-inf - 1921-23  
**Pizarro, Juan, lhp** - 1968-69  
**Plantier, Phil, of** - 1990-92  
 Plews, Herb, 2b - 1959  
**Plympton, Jeff, rhp** - 1991  
**Podsednik, Scott, of** - 2012  
 Poindexter, Jennings, lhp - 1936  
**Pole, Dick, rhp** - 1973-76  
 Polly, Nick, 3b - 1945  
 Pond, Ralph, of - 1910  
**Porcello, Rick, rhp** - 2015  
**Poquette, Tom, of** - 1979, '81  
 Porter, Dick, of - 1934  
 Porterfield, Bob, rhp - 1956-58  
**Portugal, Mark, rhp** - 1999  
 Potter, Nelson, rhp - 1941  
**Poulsen, Ken, inf** - 1967  
**Pozo, Arquimedes, inf** - 1996-97  
 Pratt, Del, 2b - 1921-22  
 Pratt, Larry, c - 1914

Prentiss, George, rhp - 1901-02  
**Price, Joe, lhp** - 1989  
**Pride, Curtis, of-dh** - 1997, '00  
 Prothro, Doc, 3b - 1925  
 Pruiett, Tex, rhp - 1907-08  
**Pulsipher, Bill, lhp** - 2001  
**Punto, Nick, inf** - 2012  
 Purtillo, Billy, inf - 1910-11  
 Pytlak, Frankie, c - 1941, '45-46

### Q

**Quantrill, Paul, rhp** - 1992-94  
 Quinn, Frank, rhp - 1949-50  
 Quinn, Jack, rhp - 1922-25  
**Quinones, Rey, ss** - 1986  
**Quintana, Carlos, 1b-of** - 1988-91, '93  
**Quiroz, Guillermo, c** - 2012

### R

Radatz, Dick, rhp - 1962-66  
**Rader, Dave, c** - 1980  
**Rainey, Chuck, rhp** - 1979-82  
**Ramirez, Hanley, ss** - 2005, '15  
**Ramirez, Manny, lf** - 2001-08  
**Ramirez, Noe, rhp** - 2015  
**Ramirez, Ramon, rhp** - 2009-10  
**Ranaudo, Anthony, rhp** - 2014  
**Rapp, Pat, rhp** - 1999  
**Reardon, Jeff, rhp** - 1990-92  
 Reeder, Johnny, 1b - 1932  
**Reddick, Josh, of** - 2009-11  
**Reed, Jerry, rhp** - 1990  
**Reed, Jody, 2b-ss** - 1987-92  
**Reese, Pokey, ss-2b** - 2004  
 Reeves, Bobby, inf - 1929-31  
 Regan, Bill, 2b - 1926-30  
 Rehg, Wally, of - 1913-15  
 Reichle, Dick, of - 1922-23  
**Remlinger, Mike, lhp** - 2005  
**Remmerswaal, Win, rhp** - 1979-80  
**Remy, Jerry, 2b** - 1978-84  
**Renko, Steve, rhp** - 1979-80  
 Renna, Bill, of - 1958-59  
**Renteria, Edgar, ss** - 2005  
**Repko, Jason, of** - 2012  
 Repulski, Rip, of - 1960-61  
**Reyes, Carlos, rhp** - 1998  
**Reyes, Dennis, lhp** - 2011  
 Reynolds, Carl, of - 1934-35  
 Rhodes, Gordon, rhp - 1932-35  
**Rhodes, Tuffy, of** - 1995  
 Rhyme, Hal, ss - 1929-32  
**Rice, Jim, lf-dh** - 1974-89  
 Rich, Woody, rhp - 1939-41  
**Richardson, Dustin, lhp** - 2009-10  
**Richardson, Jeff, inf** - 1993  
**Richter, Al, ss** - 1951, '53  
 Riggert, Joe, of - 1911  
 Rigney, Topper, ss - 1926-27  
**Riles, Ernest, inf** - 1993  
 Ripley, Allen, rhp - 1978-79  
 Ripley, Walt, rhp - 1935  
 Rising, Pop, of - 1905  
**Riske, David, rhp** - 2006  
 Ritchie, Jay, rhp - 1964-65  
**Rivera, Luis, ss** - 1989-93  
**Rivero, Carlos, inf** - 2014  
**Roberts, Dave, of** - 2004  
**Roberts, Ryan, inf** - 2014  
**Robidoux, Billy Jo, 1b** - 1990  
 Robinson, Aaron, c - 1951  
**Robinson, Floyd, of** - 1968  
 Robinson, Jack, rhp - 1949  
**Rochford, Mike, lhp** - 1988-90  
 Rodgers, Bill, 2b - 1915  
**Rodriguez, Carlos, inf** - 1994-95

## All-Time Roster, Continued

**Rodriguez, Eduardo, lhp - 2015**  
**Rodriguez, Frankie, rhp - 1995**  
**Rodriguez, Steve, inf - 1995**  
**Rodriguez, Tony, inf - 1996**  
 Rogell, Billy, inf - 1925, '27-28  
 Rogers, Lee, lhp - 1938  
**Roggenburk, Garry, lhp - 1966, '68-69**  
**Rohr, Billy, lhp - 1967**  
 Rollings, Red, inf - 1927-28  
**Romero, Ed, inf - 1986-89**  
**Romero, J.C., lhp - 2007**  
**Romero, Mandy, c - 1998**  
**Romero, Niuman, inf - 2010**  
**Romine, Kevin, of - 1984-95**  
**Romo, Vicente, rhp - 1969-70**  
 Rosar, Buddy, c - 1950-51  
**Rose, Brian, rhp - 1997-00**  
 Rosenthal, Si, of - 1925-26  
 Ross, Buster, lhp - 1924-26  
**Ross, Cody, of - 2012**  
**Ross, David, c - 2008, '13-14**  
**Ross, Jr., Robbie, lhp - 2015**  
 Roth, Braggo, cf - 1919  
 Rothrock, Jack, rhp - 1925-32  
**Rowland, Rich, c - 1994-95**  
**Royer, Stan, inf - 1994**  
**Rudi, Joe, of - 1981**  
 Ruel, Muddy, c - 1921-22, '31  
 Ruffing, Red, rhp - 1924-30  
 Runnels, Pete, 2b-1b - 1958-62  
**Rupe, Ryan, rhp - 2003**  
 Russell, Allan, rhp - 1919-22  
 Russell, Jack, rhp - 1926-32, '36  
**Russell, Jeff, rhp - 1993-94**  
 Russell, Rip, 3b - 1946-47  
 Ruth, Babe, lhp-of - 1914-19  
**Rutledge, Josh, inf - 2015**  
 Ryan, Jack, rhp - 1909  
 Ryan, Jack, of - 1929  
**Ryan, Ken, rhp - 1992-95**  
**Ryan, Mike, c - 1964-67**  
 Ryba, Mike, rhp - 1941-46  
 Rye, Gene, of - 1931

### S

**Saberhagen, Bret, rhp - 1997-01**  
**Sadler, Donnie, 2b-ss - 1998-00**  
**Sadowski, Bob, rhp - 1966**  
 Sadowski, Ed, c - 1960  
**Saito, Takashi, rhp - 2009**  
**Saltalamacchia, Jarrod, c - 2010-13**  
**Sambito, Joe, lhp - 1986-87**  
**Sanchez, Angel, inf - 2010**  
**Sanchez, Freddy, inf - 2002-03**  
**Sanchez, Rey, inf - 2002**  
**Sanders, Ken, rhp - 1966**  
**Sandoval, Pablo, 3b - 2015**  
**Santana, Marino, rhp - 1999**  
**Santiago, Jose, rhp - 1966-70**  
**Santos, Angel, inf - 2001**  
**Satriano, Tom, c - 1969-70**  
**Sauerbeck, Scott, lhp - 2003**  
**Sax, Dave, c - 1985-87**  
 Sayles, Bill, rhp - 1939  
 Scarborough, Ray, rhp - 1951-52  
 Scarritt, Russ, lf - 1929-31  
 Schang, Wally, c-of - 1918-20  
 Schanz, Charley, rhp - 1950  
 Scherbarth, Bob, c - 1950  
**Schilling, Chuck, 2b - 1961-65**  
**Schilling, Curt, rhp - 2004-07**  
**Schiraldi, Calvin, rhp - 1986-87**  
**Schlesinger, Rudy, of - 1965**  
 Schlitzer, Biff, rhp - 1909  
 Schmees, George, lhp - 1952  
**Schmidt, Dave, c - 1981**

Schmitz, Johnny, lhp - 1956  
**Schoeneweis, Scott, lhp - 2010**  
**Schofield, Dick, inf - 1969-70**  
**Schourek, Pete, lhp - 1998, '00-01**  
 Schrecongost, Ossee, c - 1901  
 Schroll, Al, rhp - 1958-59  
**Schwall, Don, rhp - 1961-62**  
 Scott, Everett, ss - 1914-21  
 Scott, George, 1b - 1966-71, '77-79  
**Scutaro, Marco, ss - 2010-11**  
**Seanez, Rudy, rhp - 2003, '06**  
**Seaver, Tom, rhp - 1986**  
 Seeds, Bob, inf-of - 1933-34  
**Segui, Diego, rhp - 1974-75**  
**Seibel, Phil, lhp - 2004**  
 Selbach, Kip, of - 1904-06  
**Selby, Bill, inf - 1996**  
**Sele, Aaron, rhp - 1993-97**  
**Sellers, Jeff, rhp - 1985-88**  
 Settlemire, Merle, lhp - 1928  
 Shaner, Wally, of - 1926-27  
 Shanks, Howard, inf - 1923-24  
 Shannon, Red, 2b - 1919  
 Shaw, Al, c - 1907  
**Shaw, Travis, inf - 2015**  
 Shea, John, lhp - 1928  
 Shea, Merv, c - 1933  
**Sheaffer, Danny, c - 1987**  
**Shealy, Ryan, 1b - 2010**  
 Shean, Dave, 2b - 1918-19  
**Sheets, Andy, inf - 2000**  
**Sheldon, Rollie, rhp - 1966**  
**Shepherd, Keith, rhp - 1995**  
 Sheridan, Neill, of - 1948  
 Shields, Ben, lhp - 1930  
**Shieli, Jason, rhp - 2003**  
 Shofner, Strick, 3b - 1947  
**Shoppach, Kelly, c - 2005, '12**  
 Shore, Ernie, rhp - 1914-17  
**Short, Bill, lhp - 1966**  
 Shorten, Chick, of - 1915-17  
**Shouse, Brian, lhp - 1998**  
**Shumpert, Terry, inf - 1995**  
 Siebern, Norm, 1b-of - 1967-68  
**Siebert, Sonny, rhp - 1969-73**  
 Simmons, Al, of - 1943  
 Simmons, Pat, rhp - 1928-29  
 Sisler, Dave, rhp - 1956-59  
**Sizemore, Grady, of - 2014**  
**Sizemore, Ted, 2b - 1979-80**  
 Skinner, Camp, of - 1923  
**Skok, Craig, lhp - 1973**  
 Slattery, Jack, c - 1901  
 Slayton, Steve, rhp - 1928  
**Slocumb, Heathcliff, rhp - 1996-97**  
 Small, Charley, of - 1930  
 Smith, Al, 3b-of - 1964  
 Smith, Bob, lhp - 1955  
 Smith, Bob Riverboat, lhp - 1958  
 Smith, Broadway Aleck, c - 1903  
 Smith, Charley, rhp - 1909-11  
**Smith, Chris, rhp - 2008**  
**Smith, Dan, rhp - 2000**  
 Smith, Doug, lhp - 1912  
 Smith, Eddie, lhp - 1947  
 Smith, Elmer, of - 1922  
 Smith, Frank, rhp - 1910-11  
 Smith, George, C, 2b - 1966  
 Smith, George, S, rhp - 1930  
 Smith, John, 1b - 1931  
**Smith, Lee, rhp - 1988-90**  
 Smith, Paddy, c - 1920  
**Smith, Pete, rhp - 1962-63**  
**Smith, Reggie, cf-rf - 1966-73**  
**Smith, Zane, lhp - 1995**  
**Smithson, Mike, rhp - 1988-89**

**Smoltz, John, rhp - 2009**  
 Snell, Wally, c - 1913  
**Snopek, Chris, inf - 1998**  
**Snow, J.T., 1b - 2006**  
**Snyder, Brandon, inf - 2013**  
**Snyder, Earl, 3b - 2004**  
**Snyder, Kyle, rhp - 2006-08**  
 Solters, Moose, of - 1934-35  
 Sommers, Rudy, lhp - 1926-27  
 Sotheron, Allan, rhp - 1921  
**Spanswick, Bill, lhp - 1964**  
 Sparks, Tully, rhp - 1902  
 Speaker, Tris, cf - 1907-15  
**Spears, Nate, inf - 2011-12**  
 Spence, Stan, of - 1940-41, '48-49  
 Spencer, Tubby, c - 1909  
 Spognardi, Andy, inf - 1932  
**Sprague, Ed, inf - 2000**  
 Spring, Jack, lhp - 1957  
**Sprowl, Bobby, lhp - 1978**  
 Stahl, Chick, cf - 1901-06  
 Stahl, Jake, 1b-c - 1903, '08-10, '12-13  
**Stairs, Matt, of - 1995**  
**Stallard, Tracy, rhp - 1960-62**  
 Standaert, Jerry, 1b - 1929  
**Stange, Lee, rhp - 1966-70**  
**Stanifer, Rob, rhp - 2000**  
**Stanley, Bob, rhp - 1977-89**  
**Stanley, Mike, c-1b - 1996-00**  
 Stansbury, John, 3b - 1918  
**Stanton, Mike, lhp - 1995-96, '05**  
**Stapleton, Dave, inf - 1980-86**  
 Statz, Jigger, of - 1920  
 Steele, Elmer, rhp - 1907-09  
 Steiner, Ben, 2b - 1945-46  
 Steiner, Red, c - 1945  
**Stenhouse, Mike, of-1b - 1986**  
**Stephens, Gene, of - 1952-53, '55-60**  
 Stephens, Vern, ss-3b - 1948-52  
 Stephenson, Jerry, rhp - 1963, '65-68  
**Stern, Adam, of - 2005-06**  
**Stewart, Sammy, rhp - 1986**  
**Stewart, Zach, rhp - 2012**  
**Stigman, Dick, lhp - 1966**  
 Stimson, Carl, rhp - 1923  
 Stobbs, Chuck, lhp - 1947-51  
 Stokes, Al, c - 1925-26  
**Stone, Dean, lhp - 1957**  
 Stone, George, of - 1903  
**Stone, Jeff, of - 1989-90**  
 Storie, Howie, c - 1931-32  
 Stringer, Lou, inf - 1948-50  
 Strunk, Amos, of - 1918-19  
 Stuart, Dick, 1b - 1963-64  
 Stumpf, George, of - 1931-33  
 Sturdivant, Tom, rhp - 1960  
**Stynes, Chris, inf-of - 2001**  
 Suchecki, Jim, rhp - 1950  
 Sullivan, Denny, cf - 1907-08  
 Sullivan, Frank, rhp - 1953-60  
 Sullivan, Haywood, c-1955, '57, '59-60  
**Sullivan, Marc, c - 1982, '84-87**  
 Sumner, Carl, of - 1928  
**Suppan, Jeff, rhp - 1995-97, '03**  
 Susce, George, D, rhp - 1955-58  
**Sutton, Drew, inf - 2011**  
 Swanson, Bill, inf - 1914  
 Sweeney, Bill, 1b - 1930-31  
**Sweeney, Ryan, of - 2012**  
**Swihart, Blake, c - 2015**  
**Swindell, Greg, lhp - 1998**  
 Swormstedt, Len, rhp - 1906

### T

Tabor, Jim, 3b - 1938-44  
 Taitt, Doug, of - 1928-29

## All-Time Roster, Continued

**Tanana, Frank, lhp - 1981**  
 Tannehill, Jesse, lhp - 1904-08  
 Tarbert, Arlie, of - 1927-28  
**Tartabull, Jose, of - 1966-68**  
**Tarver, La Schelle, of - 1986**  
**Tasby, Willie, cf - 1960**  
 Tate, Bennie, c - 1932  
**Tatum, Jim, 3b - 1996**  
**Tatum, Ken, rhp - 1971-73**  
**Tavares, Jesus, of - 1997**  
**Tavarez, Julian, rhp - 2006-08**  
 Taylor, Harry, rhp - 1950-52  
**Taylor, Scott, lhp - 1992-93**  
**Tazawa, Junichi, rhp - 2009, '11-15**  
 Tebbetts, Birdie, c - 1947-50  
 Terry, Yank, rhp - 1940, '42-45  
 Thielman, Jake, rhp - 1908  
 Thomas, Blaine, rhp - 1911  
 Thomas, Fred, 3b - 1918  
**Thomas, George, of - 1966-71**  
**Thomas, Justin, lhp - 2012**  
**Thomas, Lee, 1b-rf - 1964-65**  
 Thomas, Pinch, c - 1912-17  
 Thomas, Tommy, rhp - 1937  
 Thomson, Bobby, of - 1960  
 Thoney, Jack, of - 1908-09, '11  
 Thormahlen, Hank, lhp - 1921  
**Thornton, Matt, lhp - 2013**  
 Throneberry, Faye, of - 1952, '55-57  
**Thurston, Joe, inf - 2008**  
**Tiant, Luis, rhp - 1971-78**  
 Tillman, Bob, c - 1962-67  
**Timlin, Mike, rhp - 2003-08**  
**Tinsley, Lee, of - 1994-96**  
 Tobin, Jack, of - 1926-27  
 Tobin, Jackie, 3b - 1945  
 Todd, Phil, 1b - 1924-30  
**Tolar, Kevin, lhp - 2003**  
**Tomberlin, Andy, of - 1994**  
 Tonnenman, Tony, c - 1911  
**Torrez, Mike, rhp - 1978-82**  
**Traber, Billy, lhp - 2009**  
**Trautwein, John, rhp - 1988**  
 Trimble, Joe, rhp - 1955  
**Trlicek, Ricky, rhp - 1994, '97**  
 Trout, Dizzy, rhp - 1952  
 Truesdale, Frank, 2b - 1918  
**Trujillo, Mike, rhp - 1985-86**  
**Tudor, John, lhp - 1979-83**  
 Turley, Bob, rhp - 1963

## U

**Uehara, Koji, rhp - 2013-15**  
 Umphlett, Tom, cf - 1953  
 Unglaub, Bob, inf - 1904-05, '07-08  
**Urbina, Ugueth, rhp - 2001-02**

## V

Vache, Tex, of - 1925  
**Valdez, Carlos, rhp - 1998**  
**Valdez, Julio, ss - 1980-83**  
**Valdez, Sergio, rhp - 1994**  
**Valencia, Danny, 3b - 2012**  
**Valentin, John, ss-3b - 1992-01**  
**Valle, Dave, c - 1994**  
 Van Camp, Al, of-1b - 1931-32  
 Vandenburg, Hy, rhp - 1935  
**Van Buren, Jermaine, rhp - 2006**  
 Van Dyke, Ben, lhp - 1912  
**VanEgmond, Tim, rhp - 1994-95**  
**Van Every, Jonathan, of - 2008-10**  
**Varitek, Jason, c - 1997-11**  
**Varvaro, Anthony, rhp - 2015**  
**Vaughn, Mo, 1b - 1991-98**  
**Vazquez, Christian, c - 2014**

**Vazquez, Ramon, inf - 2005**  
 Veach, Bobby, rhp - 1924-25  
**Veale, Bob, lhp - 1972-74**  
**Velazquez, Gil, inf - 2008-09**  
**Veras, Dario, rhp - 1998**  
**Veras, Wilton, 3b - 1999-00**  
 Vernon, Mickey, 1b - 1956-57  
 Vick, Sammy, of - 1921  
**Victorino, Shane, of - 2013-15**  
**Villarreal, Brayan, rhp - 2013**  
**Viola, Frank, lhp - 1992-94**  
 Vitt, Oscar, inf - 1919-21  
 Vollmer, Clyde, of - 1950-53  
 Volz, Jake, rhp - 1901  
 Vosmik, Joe, lf - 1938-39

## W

Wade, Jake, lhp - 1939  
 Wagner, Charlie, rhp - 1938-42, '46  
**Wagner, Billy, lhp - 2009**  
**Wagner, Gary, rhp - 1969-70**  
 Wagner, Hal, c - 1944, '46-47  
 Wagner, Heinie, ss-2b - 1906-13, '15-16, '18  
**Wakefield, Tim, rhp - 1995-11**  
 Walberg, Rube, lhp - 1934-37  
**Walker, Chico, of - 1980-81, '83-84**  
 Walker, Tillie, cf - 1916-17  
**Walker, Todd, 2b - 2003**  
 Wall, Murray, rhp - 1957-59  
 Walsh, Jimmy, of - 1916-17  
 Walters, Bucky, inf - 1933-34  
 Walters, Fred, c - 1945  
 Walters, Roxy, c - 1919-23  
 Wambsgans, Bill, 2b - 1924-25  
 Wanninger, Pee Wee, ss - 1927  
 Warner, John, c - 1902  
 Warstler, Rabbit, ss-2b - 1930-33  
**Wasdin, John, rhp - 1997-00**  
**Waslewski, Gary, rhp - 1967-68**  
**Watson, Bob, 1b - 1979**  
 Watwood, Johnny, of-1b - 1932-33  
 Weaver, Monte, rhp - 1939  
 Webb, Earl, rf - 1930-32  
**Webster, Allen, rhp - 2013-14**  
**Webster, Lenny, c - 1999**  
**Webster, Ray, 2b - 1960**  
**Wedge, Eric, c - 1991-92, '94**  
**Weeks, Jemile, inf-of - 2014-15**  
 Weiland, Bob, lhp - 1932-34  
**Weiland, Kyle, rhp - 2011**  
 Welch, Frank, of - 1927  
 Welch, Herb, ss - 1925  
 Welch, Johnny, rhp - 1932-36  
**Wells, David, lhp - 2005-06**  
 Welzer, Tony, rhp - 1926-27  
**Wenz, Fred, rhp - 1968-69**  
 Werber, Bill, inf - 1933-36  
 Werle, Bill, lhp - 1953-54  
 Wertz, Vic, 1b - 1959-61  
**West, David, lhp - 1998**  
**Wheeler, Dan, rhp - 2011**  
**White, Matt, lhp - 2003**  
 White, Sammy, c - 1951-59  
 Whiteman, George, of - 1907, '18  
**Whiten, Mark, rf - 1995**  
**Whitt, Ernie, c - 1976**  
 Widmar, Al, rhp - 1947  
 Wight, Bill, lhp - 1951-52  
 Wilber, Del, c - 1952-54  
 Wilhoit, Joe, of - 1919  
**Williams, Dana, lf - 1989**  
 Williams, Dave, lhp - 1902  
 Williams, Denny, of - 1924-25, '28  
 Williams, Dib, inf - 1935  
 Williams, Dick, inf-of - 1963-64

Williams, Ken, of - 1928-29  
**Williams, Randy, lhp - 2011**  
 Williams, Rip, 1b-c - 1911  
**Williams, Stan, rhp - 1972**  
 Williams, Ted, lf - 1939-42, '46-60  
**Williamson, Scott, rhp - 2003-04**  
**Willoughby, Jim, rhp - 1975-77**  
**Wills, Ted, lhp - 1959-62**  
**Wilson, Alex, rhp - 2013-14**  
 Wilson, Archie, of - 1952  
**Wilson, Duane, lhp - 1958**  
 Wilson, Earl, rhp - 1959-60, '62-66  
 Wilson, Gary, 2b - 1902  
 Wilson, Jack, rhp - 1935-41  
 Wilson, Jim, rhp - 1945-46  
 Wilson, John, rhp - 1927-28  
 Wilson, Les, of - 1911  
 Wilson, Squanto, 1b - 1914  
 Wiltse, Hal, lhp - 1926-28  
 Wingfield, Ted, rhp - 1924-27  
 Winn, George, lhp - 1919  
**Winningham, Herm, of - 1992**  
 Winsett, Tom, rhp - 1930-31, '33  
 Winter, George, rhp - 1901-08  
 Winters, Clarence, rhp - 1924  
**Wise, Rick, rhp - 1974-77**  
 Wittig, Johnny, rhp - 1949  
**Wolcott, Bob, rhp - 1999**  
**Wolfe, Larry, inf - 1979-80**  
 Wolter, Harry, lhp - 1909  
 Wood, Smoky Joe, rhp - 1908-15  
 Wood, Joe, rhp - 1944  
 Wood, Ken, of - 1952  
**Wood, Wilbur, lhp - 1961-64**  
**Woodard, Steve, rhp - 2003**  
 Woods, John, rhp - 1924  
 Woods, Pinky, rhp - 1943-45  
**Woodward, Chris, inf - 2009**  
**Woodward, Rob, rhp - 1985-88**  
**Wooten, Shawn, c-of - 2005**  
**Workman, Brandon, rhp - 2013-14**  
 Workman, Hoge, rhp - 1924  
**Worthington, Al, rhp - 1960**  
**Wright, Jim, rhp - 1978-79**  
**Wright, Steven, rhp - 2013-15**  
**Wright, Tom, of - 1948-51**  
 Wyatt, John, rhp - 1966-68  
 Wyckoff, John, rhp - 1916-18

## X

None

## Y

**Yastrzemski, Carl, lf-1b - 1961-83**  
 Yerkes, Steve, 2b-ss - 1909, '11-14  
 York, Rudy, 1b - 1946-47  
**Youkilis, Kevin, 1b-3b - 2004-12**  
 Young, Cy, rhp - 1901-08  
**Young, Matt, lhp - 1991-92**  
**Young, Tim, lhp - 2000**

## Z

Zahniser, Paul, rhp - 1925-26  
 Zarella, Al, of - 1949-50, '52-53  
 Zauchin, Norm, 1b - 1951, '55-57  
 Zeiser, Matt, rhp - 1914  
**Zink, Charlie, rhp - 2008**  
 Zuber, Bill, rhp - 1946-47  
**Zupcic, Bob, of - 1991-94**

## All-Time Roster, Continued

### All-Time Red Sox Managers (With Positions As Players)

\*Baker, Del, c - 1960  
 Barrow, Ed - 1918-20 (no pro exp.)  
 Barry, Jack, ss-2b - 1917  
 Boudreau, Lou, ss - 1952-54  
 Carrigan, Bill, c - 1913-16, '27-29  
 Chance, Frank, 1b - 1923  
 Collins, Jimmy, 3b - 1901-06  
 Collins, Shano, of - 1911-32  
 Cronin, Joe, ss - 1935-47  
 Donovan, Patsy, of - 1910-11  
 Duffy, Hugh, of - 1921-22  
**Farrell, John, rhp - 2013-15**  
 Fohl, Lee, c - 1924-26  
**Francona, Terry, inf-of - 2004-11**  
 Harris, Bucky, 2b - 1934  
 Herman, Billy, 2b - 1964-66

Higgins, Mike, 3b - 1955-59, '60-62  
**Hobson, Butch, 3b - 1992-94**  
 Houk, Ralph, c - 1981-84  
 Huff, George, c - 1907  
 Johnson, Darrell, c - 1974-76  
 Jorges, Billy, inf - 1959-60  
**Kasko, Eddie, ss - 1970-73**  
**Kennedy, Kevin, c - 1995-96**  
**Kerrigan, Joe, rhp - 2001**  
 Lake, Fred, c - 1908-09  
**Little, Grady, c - 2002-03**  
**\*Lovullo, Torey, inf - 2015**  
 McCarthy, Joe, inf-of - 1948-50  
 McGuire, Deacon, c - 1907-08  
 McManus, Marty, inf - 1932-33  
**McNamara, John, c - 1985-88**

**Morgan, Joe, inf - 1988-91**  
 O'Neill, Steve, c - 1950-51  
 Pesky, Johnny, ss-3b - 1963-64, \*\*80  
 \*Popowski, Eddie, inf - 1969, '73  
 \*Runnels, Pete, 2b-1b - 1966  
 Stahl, Chick, cf - 1906  
 Stahl, Jake, 1b-c - 1912-13  
 Unglaub, Bob, inf - 1907  
**Valentine, Bobby, of - 2012**  
 Wagner, Heinie, ss-2b - 1930  
 Williams, Dick, inf-of - 1967-69  
**Williams, Jimmy, inf - 1997-01**  
 \*York, Rudy, 1b - 1959  
 \*Young, Cy, rhp - 1907  
 Zimmer, Don, inf - 1976-80  
 \*Interim Manager

### All-Time Red Sox Coaches (1921-2015) and Head Trainers (1940-2015)

**Alicea, Luis - 2007-08**  
**Allenson, Gary - 1992-94**  
**Bailey, Buddy - 2000**  
 Baker, Del - 1945-48, '53-60  
**Berardino, Dick - 1989-91**  
 Berg, Moe - 1939-41  
**Beyeler, Arnie - 2013-15**  
**Bogart, Tim - 2009-12**  
 Brown, Mace - 1965  
 Bryant, Don - 1974-76  
**Bumbry, Al - 1988-93**  
 Burke, Jimmy - 1921-23  
**Burleson, Rick - 1992-93**  
 Burns, Jack - 1955-59  
 Burwell, Bill - 1944  
**Butterfield, Brian - 2013-15**  
**Camilli, Doug - 1970-73**  
 Carey, Tom - 1946-47  
**Carlucci, Dave - 1996**  
**Cloninger, Tony - 2002-03**  
**Colbrunn, Greg - 2013-14**  
 Coleman, Bob - 1928  
 Combs, Earl - 1948-52  
**Cubbage, Mike - 2002-03**  
**Cumberland, John - 1995, '99-01**  
 Cuyler, Kiki - 1949  
 Daly, Tom - 1933-46  
**Davis, Chili - 2015**  
 Dobson, Joe - 1954  
**Doerr, Bobby - 1967-69**  
 Dorish, Harry - 1963  
**Down, Rick - 2001**  
 Duffy, Hugh - 1931, '39  
**Easler, Mike - 1993-94**  
**Ellis, Sammy - 1996**  
**Evans, Dwight - 2002**  
 Falk, Bibb - 1934  
**Farrell, John - 2007-10**  
**Ferriss, Dave - 1955-59**  
**Fischer, Bill - 1985-91**  
**Gale, Rich - 1992-93**  
**Gardner, Billy - 1965-66**  
**\*Gregson, Goose - 2003**  
 Haddix, Harvey - 1971  
**Hale, DeMarlo - 2006-11**  
**Harper, Tommy - 1980-84, '00-02**  
**Haselman, Bill - 2005-06**  
**Hebner, Richie - 1989-91**  
 Herman, Billy - 1960-64  
**Hriniak, Walt - 1977-88**  
 Hulswitt, Rudy - 1931-33  
**Jackson, Al - 1977-79**  
**Jackson, Ron - 2003-06**

**Jauss, Dave - 1997-99, '01**  
 Johnson, Darrell - 1968-69  
**Johnson, Ron - 2010-11**  
**Johnson, Tim - 1995-96**  
**Jones, Lynn - 2004-05**  
**Kerrigan, Joe - 1997-01**  
 Kim, Wendell - 1997-00  
**Kipper, Bob - 2002**  
**Lachemann, Rene - 1985-86**  
 Lakeman, Al - 1963-64, '67-69  
**Lamont, Gene - 2001**  
 Leiffield, Lefty - 1924-26  
 Lenhardt, Don - 1970-73  
**LeVangie, Dana - 2013-15**  
**Little, Grady - 1997-99**  
**Lovullo, Torey - 2013-15**  
**Magadan, Dave - 2007-12**  
 Maglie, Sal - 1960-62, '66-67  
 Malmberg, Harry - 1963-64  
 Mayo, Eddie - 1951  
 McCallister, Jack - 1930  
**McClure, Bob - 2012**  
 McKechnie, Bill - 1952-53  
**McLaren, John - 1991**  
**McNertney, Jerry - 1988**  
 Melillo, Oscar - 1952-53  
 Miller, Bing - 1937  
**Mills, Brad - 2004-09**  
 Mills, Buster - 1954  
**Morgan, Joe - 1985-88**  
**Narron, Jerry - 2003**  
**Niemann, Randy - 2012**  
**Nieves, Juan - 2013-15**  
**Nipper, Al - 1995-96, '06**  
**Norman, Nelson - 2001**  
**Ochoa, Alex - 2012**  
**Okrie, Len - 1961-62, '65-66**  
**Oliver, Dave - 1995-96**  
 O'Neill, Steve - 1950  
 Onslow, Jack - 1934  
 Owen, Mickey - 1955-56  
 Pennock, Herb - 1936-39  
 Pesky, Johnny - 1975-84  
 Podres, Johnny - 1980  
**Pole, Dick - 1998**  
 Popowski, Eddie - 1967-74, '76  
**Rice, Jim - 1995-00**  
**Roark, Mike - 1994**  
**Rodriguez, Victor - 2013-15**  
**Rojas, Euclides - 2003-04**  
**Royster, Jerry - 2012**  
 Runnels, Pete - 1965-66  
 Ryan, John - 1923-27

Schacht, Al - 1935-36  
 Schreiber, Paul - 1947-58  
 Schulte, John - 1949-50  
 Shellenback, Frank - 1940-44  
**Slider, Rac - 1987-90**  
**Stange, Lee - 1972-74, '81-84**  
**Stanley, Mike - 2002**  
**Starette, Herm - 1995-97**  
 Susce, George, C.M. - 1950-54  
**Sveum, Dale - 2004-05**  
**Thomas, George - 1970**  
**Torchia, Tony - 1985**  
**Treuel, Ralph - 2001, '06**  
**Tuck, Gary - 2007-12**  
 Turley, Bob - 1964  
 Wagner, Charlie - 1970  
 Wagner, Heinie - 1927-29  
 \*\*Wallace, Dave - 2003-06  
**Wathan, John - 1994**  
**White, Frank - 1994-96**  
**Williams, Dallas - 2003**  
**Williams, Stan - 1975-76**  
**Willis, Carl - 2015**  
 Woodall, Larry - 1942-48  
 York, Rudy - 1959-62  
 Yost, Eddie - 1977-84  
**Curt Young - 2011**  
 Zimmer, Don - 1974-76, '92

\*interim \*\*interim in 2003

#### HEAD TRAINERS

Fadden, Jack - 1950-65  
 Froelich, Ed - 1948-50  
 \*Green, Win - 1940-47  
**Jameson, Rick - 2012-15**  
 LeRoux, Buddy - 1966-74  
**Lessard, Paul - 2006-09**  
**Moss, Charlie - 1975-94**  
**Pearson, Brad - 2015**  
**Reinold, Mike - 2010-11**  
**Rowe, Jim - 1995-05**  
**\*\*Zawacki, Rich - 1981-2000**

\*Green was assistant trainer from the mid-1950s through the 1960s.

\*\*Zawacki was the physical therapist with the Red Sox from 1981 and began traveling with the team full-time in 1990.

## All-Time Roster, Continued

### Relatives Who Played For the Red Sox

<b>BROTHERS</b>	<b>POS.</b>	<b>YEARS</b>	<b>FATHERS/SONS</b>	<b>POS.</b>	<b>YEARS</b>
Barrett, Marty	2B	1982-90	Camilli, Dolf	1B	1945
Barrett, Tommy	2B	1992	Camilli, Doug	Coach	1970-73
Carlyle, Roy	OF	1925-26	Connolly, Sr., Ed	C	1929-32
Carlyle, Cleo	OF	1927	Connolly, Jr., Ed	LHP	1964
Conigliaro, Tony	OF, DH	1964-67, 69-70, 75	Ellsworth, Dick	LHP	1968-69
Conigliaro, Billy	OF	1969-71	Ellsworth, Steve	RHP	1988
Drew, J.D.	RF	2007-11	Ripley, Walt	RHP	1935
Drew, Stephen	SS	2013	Ripley, Allen	RHP	1978-79
Ferrell, Rick	C	1933-37	Sullivan, Haywood	C	1955, '57, 1959-60
Ferrell, Wes	RHP	1934-37	Sullivan, Marc	C	1982, '84-'87
Gaston, Alex	C	1926, 1929	Wood, Smoky Joe	RHP	1908-15
Gaston, Milt	RHP	1929-31	Wood, Joe	RHP	1944
Heving, Johnnie	C	1924-25, 1928-30	<b>GRANDFATHER/SON</b>	<b>POS.</b>	<b>YEARS</b>
Heving, Joe	RHP	1938-40	Collins, John "Shano"	OF	1921-25
Hughes, Long Tom	RHP	1902-03	Gallagher, Bob	PH-PR	1972
Hughes, Ed	RHP	1905-06	Dente, Sam	3B	1947
Johnson, Roy	OF	1932-35	Porcello, Rick	RHP	2015
Johnson, Bob	OF	1944-45	<b>UNCLE/NEPHEW</b>	<b>POS.</b>	<b>YEARS</b>
Martinez, Pedro	RHP	1998-04	Aviles, Ramon	INF	1977
Martinez, Ramon	RHP	1999-00	Aviles, Mike	INF	2011-12
Sadowski, Ed	C	1960	Batts, Matt	C	1947-51
Sadowski, Bob	RHP	1966	Heep, Danny	OF	1989-90
			Dallessandro, Dom	OF	1937
			Gernert, Dick	1B-OF	1952-59



**The Ferrell brothers, pitcher Wes and catcher Rick, were Red Sox teammates from 1934-37. Photo courtesy of The National Baseball Hall of Fame and Museum.**

# Award Winners

## AL Most Valuable Player (Presented By BBWAA)

YEAR	PLAYER	AVG	HR	RBI
1912	Tris Speaker, CF**	.383	†10	98
1938	Jimmie Foxx, 1B	*.349	50	*175
1946	Ted Williams, LF	.342	38	123
1949	Ted Williams, LF	.343	*43	†159
1958	Jackie Jensen, RF	.286	35	*122
1967	Carl Yastrzemski, LF	*.326	†44	*121
1975	Fred Lynn, CF	.331	21	105
1978	Jim Rice, LF/DH	.315	*46	*139
1995	Mo Vaughn, 1B	.300	39	†126
2008	Dustin Pedroia, 2B	.326	17	83

YEAR	PITCHER	W-L	ERA	SO
1986	Roger Clemens, RHP	*24-4	2.48	238

\*led league †tied for league lead \*\*From 1910-14, this award was officially called the Chalmers Award.

## AL Cy Young Award (Presented By BBWAA)

YEAR	PITCHER	W	L	ERA	IP	SO
1967	Jim Lonborg	*22	9	3.16	273.1	*246
1986	Roger Clemens	*24	4	*2.48	254.0	238
1987	Roger Clemens	†20	9	2.97	281.2	256
1991	Roger Clemens	18	10	*2.62	*271.1	*241
1999	Pedro Martinez	*23	4	*2.07	213.1	*313
2000	Pedro Martinez	18	6	*1.74	217.0	*284

\* led league †tied for league lead

NOTE: In 2000, Martinez was a unanimous choice, the 5th in the AL since the award was split between leagues in 1967. He joined Sandy Koufax (1965-66) and Greg Maddux (1994-95) as the only 3 unanimous consecutive season selections.

## AL Rookie of the Year (Presented By BBWAA)

YEAR	PLAYER	AVG	HR	RBI
1950	Walt Dropo, 1B	.322	34	†144
1972	Carlton Fisk, C*	.293	22	61
1975	Fred Lynn, CF	.331	21	105
1997	Nomar Garciaparra, SS*	.306	30	98
2007	Dustin Pedroia, 2B	.317	8	50

YEAR	PITCHER	W-L	ERA	SO
1961	Don Schwall, RHP	15-7	3.22	91

\*Unanimous † tied for league lead

## AL Rookie Player/Pitcher of the Month Awards

YEAR	PLAYER	MONTH	YEAR	PLAYER	MONTH
2004	Kevin Youkilis, 3B	May	2007	Dustin Pedroia, 2B	May
2006	Jonathan Papelbon, RHP	April		Jacoby Ellsbury, CF	September
2007	Hideki Okajima, LHP	April	2013	Jose Iglesias, SS-3B	June

## Rawlings Gold Glove Award (Presented Since 1957)

20 different Red Sox have won a total of 43 Gold Glove Awards since the award began in 1957. Dwight Evans (8) is the all-time club leader while Carl Yastrzemski is 2nd with 7.

YEAR	PLAYER	POS	YEAR	PLAYER	POS	YEAR	PLAYER	POS
1957	Frank Malzone	*3B	1972	Carlton Fisk	C	1985	Dwight Evans	OF
1958	Frank Malzone	3B		Doug Griffin	2B	1990	Mike Boddicker	P
	Jimmy Piersall	CF	1975	Fred Lynn	OF		Ellis Burks	OF
1959	Frank Malzone	3B	1976	Dwight Evans	OF	1991	Tony Peña	C
	Jackie Jensen	RF	1977	Carl Yastrzemski	OF	2005	Jason Varitek	C
1963	Carl Yastrzemski	OF	1978	Dwight Evans	OF	2007	Kevin Youkilis	1B
1965	Carl Yastrzemski	OF		Fred Lynn	OF	2008	Dustin Pedroia	2B
1967	George Scott	1B	1979	Rick Burleson	SS	2011	Adrian Gonzalez	1B
	Carl Yastrzemski	OF		Dwight Evans	OF		Dustin Pedroia	2B
1968	George Scott	1B		Fred Lynn	OF		Jacoby Ellsbury	CF
	Carl Yastrzemski	OF	1980	Fred Lynn	OF	2013	Dustin Pedroia	2B
	Reggie Smith	OF	1981	Dwight Evans	OF		Shane Victorino	OF
1969	Carl Yastrzemski	OF	1982	Dwight Evans	OF	2014	Dustin Pedroia	2B
1971	Carl Yastrzemski	OF	1983	Dwight Evans	OF			
	George Scott	1B	1984	Dwight Evans	OF			

\* 1 ML team selected



## Award Winners, Continued

### Louisville Slugger Silver Slugger Award (Presented Since 1980)

YEAR	PLAYER	POS	YEAR	PLAYER	POS	YEAR	PLAYER	POS
1981	Carney Lansford.....	3B	1990	Ellis Burks.....	OF	2006	David Ortiz.....	DH
	Dwight Evans.....	OF	1991	Wade Boggs.....	3B		Manny Ramirez.....	OF
1983	Wade Boggs.....	3B	1995	John Valentin.....	SS	2007	David Ortiz.....	DH
	Jim Rice.....	OF		Mo Vaughn.....	1B	2008	Dustin Pedroia.....	2B
1984	Tony Armas.....	OF	1997	Nomar Garciaparra.....	SS	2009	Jason Bay.....	OF
	Jim Rice.....	OF	2001	Manny Ramirez.....	OF	2010	Adrian Beltre.....	3B
1986	Wade Boggs.....	3B	2002	Manny Ramirez.....	OF	2011	Adrian Gonzalez.....	1B
	Don Baylor.....	DH	2003	Bill Mueller.....	3B		Jacoby Ellsbury.....	CF
1987	Wade Boggs.....	3B		Manny Ramirez.....	OF		David Ortiz.....	DH
	Dwight Evans.....	OF	2004	David Ortiz.....	DH	2013	David Ortiz.....	DH
1988	Wade Boggs.....	3B		Manny Ramirez.....	OF	2015	Xander Bogaerts.....	SS
	Mike Greenwell.....	OF	2005	David Ortiz.....	DH			
1989	Wade Boggs.....	3B		Manny Ramirez.....	OF			
				Jason Varitek.....	C			

### BoSox Club Man of the Year

Selected for contributions to the success of the Red Sox and for cooperation in community endeavors, the BoSox Club of Boston Man of the Year Award is presented at the annual BoSox Awards Luncheon near the end of the season.

YEAR	PLAYER	POS	YEAR	PLAYER	POS	YEAR	PLAYER	POS
1967	Rico Petrocelli.....	SS	1984	Mike Easler.....	DH	2001	Ben Mondor.....	EXEC
1968	Mike Andrews.....	2B	1985	Wade Boggs.....	3B	2002	Carlos Baerga.....	INF
1969	Lee Stange.....	RHP	1986	Marty Barrett.....	2B	2003	Ron Jackson.....	Hit. Coach
1970	Gerry Moses.....	C	1987	Bruce Hurst.....	LHP	2004	Jason Varitek.....	C
1971	John Kennedy.....	INF	1988	Bill Fischer.....	Pitch. Coach	2005	Mike Timlin.....	RHP
1972	Bob Montgomery.....	C	1989	Dennis Lamp.....	RHP	2006	Gabe Kapler.....	OF
1973	Tommy Harper.....	LF	1990	Tony Peña.....	C	2007	Kevin Youkilis.....	1B
1974	Rick Miller.....	CF	1991	Tony Fossas.....	LHP	2008	Manny Delcarmen.....	RHP
1975	Denny Doyle.....	2B	1992	Roger Clemens.....	RHP	2009	Mike Lowell.....	3B
1976	Reggie Cleveland.....	RHP	1993	Mo Vaughn.....	1B	2010	Clay Buchholz.....	RHP
1977	Butch Hobson.....	3B	1994	Ken Ryan.....	RHP	2011	Jed Lowrie.....	INF
1978	Bill Campbell.....	RHP	1995	Tim Lincecum.....	3B	2012	Jarrod Saltalamacchia.....	C
1979	Tom Burgmeier.....	LHP	1996	Heathcliff Slocumb.....	RHP	2013	Craig Breslow.....	LHP
1980	Steve Renko.....	RHP	1997	Wendell Kim.....	3B Coach	2014	Victor Rodriguez.....	Asst. Coach
1981	Jerry Remy.....	2B	1998	Tim Wakefield.....	RHP	2015	Brock Holt.....	INF/OF
1982	Bob Stanley.....	RHP	1999	Trot Nixon.....	RF			
1983	Carl Yastrzemski.....	DH	2000	John Harrington.....	EXEC			

### American League Player/Pitcher of the Month Awards

YEAR	PLAYER	MONTH	YEAR	PLAYER	MONTH
1975	Fred Lynn, CF.....	June	1993	Danny Darwin, RHP.....	May
1976	Luis Tiant, RHP.....	August	1995	Tim Wakefield, RHP.....	July
1977	Jim Rice, DH.....	July		Erik Hanson, RHP.....	August
1978	Jim Rice, LF.....	May	1996	Mo Vaughn, 1B.....	May
	Jim Rice, LF.....	August	1999	Pedro Martinez, RHP.....	April
1979	Fred Lynn, CF.....	August		Pedro Martinez, RHP.....	May
1980	Chuck Rainey, RHP.....	May		Nomar Garciaparra, SS.....	May
	Bob Stanley, RHP.....	August		Pedro Martinez, RHP.....	June
	Jim Rice, LF (tie, E. Murray, BAL).....	September		Pedro Martinez, RHP.....	September
1981	Dwight Evans, RF.....	May	2000	Pedro Martinez, RHP.....	April
	Mark Clear, RHP.....	May	2001	Pedro Martinez, RHP.....	May
1984	Tony Armas, CF.....	June		Manny Ramirez, LF.....	April
	Roger Clemens, RHP.....	August	2002	Derek Lowe, RHP.....	April
1986	Roger Clemens, RHP.....	April		Pedro Martinez, RHP.....	July
	Wade Boggs, 3B.....	May		Manny Ramirez, LF.....	September
	Roger Clemens, RHP.....	June	2005	David Ortiz, DH.....	September
	Bruce Hurst, LHP.....	September	2006	David Ortiz, DH.....	July
1987	Wade Boggs, 3B.....	June	2007	David Ortiz, DH.....	September
	Dwight Evans, 1B.....	August	2008	J.D. Drew, RF.....	June
1988	Mike Greenwell, LF.....	June		Jon Lester, LHP.....	July
	Roger Clemens, RHP.....	July		Jon Lester, LHP.....	September
	Bruce Hurst, LHP.....	August	2010	David Ortiz, DH.....	May
1989	Nick Esasky, 1B (tie, G. Bell, TOR).....	August		Jon Lester, LHP.....	May
1990	Roger Clemens, RHP.....	August		Clay Buchholz, RHP.....	August
1991	Roger Clemens, RHP.....	April	2011	Adrian Gonzalez, 1B.....	June
	Roger Clemens, RHP.....	September		Dustin Pedroia, 2B.....	July
1992	Roger Clemens, RHP.....	May	2013	Clay Buchholz, RHP.....	April
	Roger Clemens, RHP.....	August			

# Award Winners, Continued

## Thomas A. Yawkey Red Sox Most Valuable Player Award

Each year the Boston chapter of the Baseball Writers' Association of America presents the Thomas A. Yawkey Award to the Red Sox Most Valuable Player. From 1937 through 1952 the award went to either a Red Sox or a member of the Boston Braves. The Braves moved to Milwaukee prior to the 1953 season and the award became strictly a Red Sox MVP selection. After Mr. Yawkey's death in 1976, the Boston Writers renamed the award in his honor. Multiple winners include Carl Yastrzemski (6), David Ortiz (5), Roger Clemens (4), Dwight Evans (4), Mo Vaughn (4), Ted Williams (4), Pedro Martinez (3), Rick Burleson (2), Carlton Fisk (2), Nomar Garciaparra (2), Jackie Jensen (2), Ellis Kinder (2), Frank Malzone (2), Dustin Pedroia (2) and Jim Rice (2).

YEAR	PLAYER	YEAR	PLAYER	YEAR	PLAYER
1937	Jim Turner,* RHP	1964	Dick Radatz, RHP	1990	Roger Clemens, RHP
1938	Jimmie Foxx, RHP	1965	Carl Yastrzemski, LF	1991	Roger Clemens, RHP
1939	Joe Cronin, SS	1966	Tony Conigliaro, RF	1992	Roger Clemens, RHP
1940	Johnny Cooney,* OF	1967	Carl Yastrzemski, LF	1993	Mo Vaughn, 1B
1941	Ted Williams, LF	1968	Ken Harrelson, 1B-RF	1994	Mo Vaughn, 1B
1942	(No Dinner	1969	Rico Petrocelli, SS-3B	1995	Mo Vaughn, 1B
1943	held during	1970	Carl Yastrzemski, 1B-LF	1996	Mo Vaughn, 1B
1944	World War II)	1971	Reggie Smith, CF-RF	1997	Nomar Garciaparra, SS
1945	Tommy Holmes,* RF	1972	Carlton Fisk, C	1998	Nomar Garciaparra, SS
1946	Ted Williams, LF	1973	Tommy Harper, OF	1999	Pedro Martinez, RHP
1947	Bob Elliott,* 3B	1974	Carl Yastrzemski, 1B-LF	2000	Pedro Martinez, RHP
1948	Johnny Sain,* RHP	1975	Fred Lynn, CF	2001	Trot Nixon, RF
1949	Ted Williams, LF	1976	Carl Yastrzemski, 1B-LF	2002	Derek Lowe, RHP
1950	Billy Goodman, INF	1977	Carlton Fisk, C		Pedro Martinez, RHP
1951	Ellis Kinder, RHP	1978	Jim Rice, LF	2003	Jason Varitek, C
1952	Walker Cooper,* C	1979	Rick Burleson, SS	2004	David Ortiz, DH-1B
1953	Ellis Kinder, RHP	1980	Rick Burleson, SS	2005	David Ortiz, DH-1B
1954	Jackie Jensen, RF	1981	Dwight Evans, RF	2006	David Ortiz, DH-1B
1955	Ted Williams, LF	1982	Dwight Evans, RF	2007	Mike Lowell, 3B
1956	Jim Piersall, CF	1983	Jim Rice, LF	2008	Dustin Pedroia, 2B
1957	Frank Malzone, 3B	1984	Dwight Evans, RF	2009	Kevin Youkilis, 1B-3B
1958	Jackie Jensen, RF		Tony Armas, CF	2010	Adrian Beltre, 3B
1959	Frank Malzone, 3B	1985	Wade Boggs, 3B	2011	Jacoby Ellsbury, CF
1960	Vic Wertz, 1B	1986	Roger Clemens, RHP	2012	Dustin Pedroia, 2B
1961	Chuck Schilling, 2B	1987	Dwight Evans, RF	2013	David Ortiz, DH
1962	Eddie Bressoud, SS	1988	Mike Greenwell, LF	2014	David Ortiz, DH
1963	Carl Yastrzemski, LF	1989	Nick Esasky, 1B	2015	Xander Bogaerts, SS

\*Boston Braves

The Boston Baseball Writers Chapter also presents other awards annually, if applicable. Since 1990:

YEAR	RED SOX PITCHER	RED SOX ROOKIE	JENSEN SPIRIT	GOOD GUY
1990	Roger Clemens	Dana Kiecker	Tony Pena	Ken Coleman
1991	Roger Clemens	Phil Plantier	Jeff Gray	Tim Horgan
1992	Roger Clemens	Bob Zupic	Steve Palermo	Ernie Harwell
1993	Danny Darwin	Aaron Sele	Andre Dawson	John Donovan, Jr.
1994	Roger Clemens	Carlos Rodriguez	No Selection	Joe Gildea
1995	Tim Wakefield	Troy O'Leary	No Selection	Frank MacKay
1996	Roger Clemens	No Selection	Bill Haselman	Bill Wanless
1997	Tom Gordon	Nomar Garciaparra	Jeff Frye	Mary Jane Ryan
1998	Pedro Martinez	Jason Varitek	Bret Saberhagen	Jim Corsi
1999	Pedro Martinez	T. Nixon & B. Daubach	Jason Varitek	Mike Port
2000	Pedro Martinez	No Selection	Pete Schourek	Rich Garces
2001	Hideo Nomo	Shea Hillenbrand	Brian Daubach	Jon Miller
2002	Pedro Martinez	Casey Fossum	Tim Wakefield	Johnny Damon
2003	Derek Lowe	No Selection	Kevin Millar	Joe Cochran
2004	Curt Schilling	Kevin Youkilis	Johnny Damon	Joe Castiglione
2005	Tim Wakefield	No Selection	Johnny Damon	J.P. Villaman
2006	Jonathan Papelbon	Jonathan Papelbon	Mike Lowell	Ron Jackson
2007	Josh Beckett	Dustin Pedroia	Kevin Youkilis	Mike Lowell
2008	Jon Lester	Jacoby Ellsbury	Kevin Youkilis	Sean Casey
2009	Jon Lester	Daniel Bard	Nick Green	John Farrell
2010	J. Lester & C. Buchholz	Ryan Kalish	Darnell McDonald	Bill Hall
2011	Alfredo Aceves	Josh Reddick	Dustin Pedroia	Jarrod Saltalamacchia
2012	Clay Buchholz	Will Middlebrooks	Mike Aviles	Cody Ross
2013	Jon Lester	Jose Iglesias	Jonny Gomes	David Ross
2014	Jon Lester	Brock Holt	Dustin Pedroia	Brian Butterfield
2015	Eduardo Rodriguez	Eduardo Rodriguez	Mookie Betts	Don Orsillo

## Award Winners, Continued

### Tony Conigliaro Award

In 1990, the Red Sox instituted a national award to honor the memory of their former star outfielder Tony Conigliaro. The award is presented to a Major Leaguer who has overcome adversity through the attributes of spirit, determination and courage that were trademarks of Tony C. A special panel composed of the media, members of the MLB office, Tony's brothers Billy and Richie, and a fan make the selection. The presentation takes place at the Boston BBWA dinner in January.

Cardinals right-handed pitcher **Mitch Harris** was the 2015 recipient. After being drafted by St. Louis in 2008, the then-23-year-old put his baseball career on hold to serve a five-year commitment to the Navy, which included two deployments to the Persian Gulf and another to Russia and South America. The current lieutenant in the Navy Reserve made his big league debut on April 25, 2015, striking out the first batter he faced, after advancing through three classes of minor league ball following an invite to big league camp. The 1st winner was Royals OF Jim Eisenreich, who overcame a neurological movement disorder, Tourette Syndrome, to become a productive performer after being out of baseball for 2 1/2 years. **Bret Saberhagen**, as a Red Sox, won the honor in 1998. After reconstructive surgery in May 1996, months of intensive rehab proved futile. He missed the 1996 season and was signed in Nov. '96 by the Red Sox. He made his 1st start in 2 years on 8/22/97. In 1998, he was 15-8, 3.96 in 31 starts. LHP **Jon Lester** was the 2007 award recipient. After undergoing treatment for anaplastic large cell lymphoma, diagnosed in August, 2006, and being declared cancer-free that December, Lester returned to the majors on July 23, 2007. He went 4-0 in 12 apps/11 starts the rest of the season. He made 2 relief appearances in the 2007 ALCS including 3.0 scoreless IP in a Game 4 loss. Jon started and won the decisive WS Game 4 (5.2 scoreless IP) at COL as the Red Sox won their 2nd WS title in 4 seasons. In 2013, Red Sox RHP **John Lackey** was the winner. That season was one of the best of his 11-year ML career after he missed all of 2012 recovering from Tommy John Surgery. He finished second on the team with 189.1 IP and ranked seventh in the AL with over 4 K/BB. He was the winning pitcher in the deciding Game 6 of the 2013 World Series vs. the Cardinals (6.2 IP, 1 R, 9 H, 5 K).

Conigliaro died 2/24/1990 after an 8-year struggle to return from a massive heart attack that left him severely handicapped. Tony signed with the Red Sox in 1963 after graduation from St. Mary's High School in Lynn, MA. In his only minor league season, he hit .363 with 24 HR and 74 RBI in 83 games for Wellsville, earning New York-Penn League MVP Rookie of the Year honors. He broke in with the Red Sox in 1964, hit a HR in his 1st at-bat at Fenway Park, and finished with a .290 AVG and 24 HR to earn an All-Rookie selection. Tony became the youngest player to lead a ML in HR with 32 in 1965 and the youngest AL player to reach 100 career HR. Mel Ott was the youngest in history at 22 years, 4 months, 10 days. He was 2nd-youngest (22 years, 6 months, 16 days). His career was tragically shortened when he was hit in the face by a pitch at Fenway Park 8/18/1967. He made a dramatic comeback in 1969, hit 56 HR with 198 RBI in 2 years, but he was never the same player. Conigliaro spent 1971 with the Angels and was out of baseball until he tried another comeback with the Red Sox in 1975. After an excellent Spring Training, he made the regular-season roster and got the team's 1st hit of that season and later the club's 1st HR. He was outrighted to Triple-A Pawtucket in mid-June and retired shortly after.

YEAR	PLAYER	TEAM	YEAR	PLAYER	TEAM	YEAR	PLAYER	TEAM
1990	Jim Eisenreich.....	KC	2000	Kent Mercker .....	ANA	2008	Rocco Baldelli.....	TB
1991	Dickie Thon .....	PHI		Tony Saunders .....	FLA	2009	Chris Carpenter.....	STL
1992	Jim Abbott .....	CAL	2001	Jason Johnson.....	BAL	2010	Joaquin Benoit.....	TB
1993	Bo Jackson.....	CWS		Graeme Lloyd .....	MON	2011	Tony Campana.....	CHC
1994	Mark Leiter .....	CAL	2002	Jose Rijo .....	CIN	2012	R.A. Dickey .....	NYM
1995	Scott Radinsky.....	CWS	2003	Jim Mecir.....	OAK	2013	John Lackey .....	BOS
1996	Curtis Pride.....	DET	2004	Dewon Brazelton.....	TB	2014	Wilson Ramos.....	WAS
1997	Eric Davis.....	BAL	2005	Aaron Cook .....	COL	2015	Mitch Harris.....	STL
1998	Bret Saberhagen.....	BOS	2006	Freddy Sanchez.....	PIT			
1999	Mike Lowell .....	FLA	2007	Jon Lester .....	BOS			

### The Hutch Award

The Hutch Award has been given annually to the Major League player who best exemplifies the character, fighting spirit and competitive desire of the late pitcher (Detroit 1939-53) and manager (Tigers, Cardinals, Reds), Fred Hutchinson. The award, which sits in the Baseball Hall of Fame in Cooperstown, NY, was instituted in 1965 and is sponsored by the Fred Hutchinson Cancer Research Center in Seattle, WA. Five Red Sox players have received the award: **Carl Yastrzemski** in 1967, **Tony Conigliaro** in 1990, **Andre Dawson** in 1994, **Mark Loretta** in 2006 and **Jon Lester** in 2008. Mickey Mantle was the first recipient in 1965. Adam Wainwright was the 2015 selection.

### Heart and Hustle Award

The Heart and Hustle Award is given annually by the Major League Baseball Players Alumni Association to the active Major League player who demonstrates a passion for the game of baseball and best embodies the values, spirit, and tradition of the game. It is the only award in MLB that is voted on by former players. In 2013, **Dustin Pedroia** became the first Red Sox to receive the award. David Eckstein was the first recipient in 2005.

# Red Sox in the All-Star Game

Luis Alicea, coach (1).....	2008
Mike Andrews, second base (1).....	1969
Luis Aparicio, shortstop (2).....	<b>1971, 72</b>
Tony Armas, outfielder (1).....	1984
Del Baker, coach (1).....	1947
Jason Bay, outfielder (1).....	<b>2009</b>
Josh Beckett, pitcher (3).....	2007, 2009, 2011
Gary Bell, pitcher (1).....	1968
Adrian Beltre, third base (1).....	2010
Arnie Beyeler, coach (1).....	2014
Wade Boggs, third base (8).....	1985, <b>86, 87, 88, 89, 90, 91, 92</b>
Lou Boudreau, coach (1).....	1953
Eddie Bressoud, shortstop (1).....	1964
Tom Brewer, pitcher (1).....	1956
Don Bryant, coach (1).....	1976
Clay Buchholz, pitcher (2).....	2010, 2013
Tom Burgmeier, pitcher (1).....	1980
Ellis Burks, outfielder (1).....	1990
Rick Burleson, shortstop (3).....	<b>1977, 78, 79</b>
Brian Butterfield, coach (1).....	2014
Bill Campbell, pitcher (1).....	1977
Mark Clear, pitcher (1).....	1982
Roger Clemens, pitcher (5).....	<b>1986, 88, 90, 91, 92</b>
Matt Clement, pitcher (1).....	2005
Greg Colbrunn, coach (1).....	2014
Eddie Collins, coach (1).....	1933
Tony Conigliaro, outfielder (1).....	<b>1967</b>
Scott Cooper, third base (2).....	1993, 94
Roger Cramer, outfielder (4).....	1937, 38, <b>39, 40</b>
Joe Cronin, manager, coach, shortstop (9).....	<b>1935, 36, 37, 38, 39, 40*</b> , <b>41, 44, 47*</b> , 83†
Ray Culp, pitcher (1).....	1969
Tom Daley, coach (1).....	1940
Johnny Damon, outfielder (2).....	2002, <b>2005</b>
Dom DiMaggio, outfielder (7).....	1941, 42, <b>46, 49, 50, 51, 52</b>
Joe Dobson, pitcher (1).....	1948
Bobby Doerr, second base (9).....	<b>1941, 42, 43, 44, 46, 47, 48, 50, 51, 88†</b>
J.D. Drew, outfielder (1).....	2008
Walter Dropo, first base (1).....	<b>1950</b>
Dennis Eckersley, pitcher (1).....	<b>1982</b>
Jacoby Ellsbury, outfielder (1).....	2011
Dwight Evans, outfielder (3).....	1978, 81, 87
Carl Everett, outfielder (1).....	<b>2000</b>
John Farrell, coach, manager (2).....	2008, 14
Rick Ferrell, catcher (4).....	<b>1933, 34, 35, 36</b>
Dave Ferriss, pitcher (1).....	1946
Lou Finney, outfielder (1).....	1940
Bill Fischer, coach (1).....	1987
Carlton Fisk, catcher (7).....	1972, <b>73, 74, 76, 77, 78, 80, 99†</b>
Mike Fornieles, pitcher (1).....	1961 (1st G)
Pete Fox, outfielder (1).....	1944
Jimmie Foxx, third base, first base (6).....	1936, 37, <b>38, 39, 40, 41</b>
Terry Francona, manager (2).....	2005*, 08*
Nomar Garciaparra, shortstop (5).....	1997, <b>99, 00, 02, 03</b>
Rich Gedman, catcher (2).....	1985, 86
Adrian Gonzalez, first base (1).....	<b>2011</b>
Billy Goodman, first base, second base (2).....	1949, <b>53</b>
Tom Gordon, pitcher (1).....	1998
Mike Greenwell, outfielder (2).....	1988, 89
Lefty Grove, pitcher (5).....	1935, <b>36, 37, 38, 39</b>
DeMarlo Hale, coach (1).....	2008
Erik Hanson, pitcher (1).....	1995
Ken Harrelson, outfielder (1).....	1968
Mickey Harris, pitcher (1).....	1946
Bill Haselman, coach (1).....	2005
Mike Higgins, coach (1).....	1961 (2nd G)
Shea Hillenbrand, third base (1).....	<b>2002</b>
Brock Holt (1).....	2015
Tex Hughson, pitcher (3).....	1942, 43, 44
Bruce Hurst, pitcher (1).....	1987
Ron Jackson, coach (1).....	2005
Jackie Jensen, outfielder (2).....	1955, <b>58</b>

**Bold Red** indicates selected to start game

\*Manager, AL Team

†Honorary AL Captain

Teams chosen by vote of fans 1947 thru 1957 and 1970 on; 2 games were played 1959-62

## Red Sox in the All-Star Game, Continued

Bob Johnson, outfielder (1) .....	1944
Darrell Johnson, manager (1) .....	1976*
Lynn Jones, coach (1).....	2005
Oscar Judd, pitcher (1).....	1943
George Kell, third base (2).....	1952, 53
Bill Lee, pitcher (1).....	1973
Jon Lester, pitcher (3).....	2010, 11, 14
Dana LeVangie, coach (1).....	2014
Jim Lonborg, pitcher (1).....	1967
Mark Loretta, second base (1).....	2006
Derek Lowe, pitcher (2).....	2000, 02
Torey Lovullo, coach (1).....	2014
Mike Lowell, third base (1).....	2007
Fred Lynn, outfielder (6).....	1975, 76, 77, 78, 79, 80
Dave Magadan, coach (1).....	2008
Frank Malzone, third base (8).....	1957, 58, 59, 59, 60, 60, 63, 64
Felix Mantilla, second base (1).....	1965
Pedro Martinez, pitcher (4).....	1998, 99, 2000, 02
Victor Martinez, catcher (1).....	2010
John McNamara, manager, coach (2).....	1986, 87*
Brad Mills, coach (2).....	2005, 08
Bill Monbouquette, pitcher (4).....	1960, 60, 62 (1st G), 63
Joe Morgan, coach (1).....	1989
Jerry Moses, catcher (1).....	1970
Juan Nieves, coach (1).....	2014
Jose Offerman, second base (1).....	1999
Hideki Okajima, pitcher (1).....	2007
David Ortiz, designated hitter, first base (9).....	2004, 05, 06, 07, 08, 10, 11, 12, 13
Jonathan Papelbon, pitcher (4).....	2006, 07, 08, 09
Mel Parnell, pitcher (2).....	1949, 51
Dustin Pedroia, second base (4).....	2008, 09, 10, 13
Johnny Pesky, shortstop, coach (2).....	1946, 63
Rico Petrocelli, shortstop (2).....	1967, 69
Jimmy Piersall, outfielder (2).....	1954, 56
Dick Radatz, pitcher (2).....	1963, 64
Manny Ramirez, outfielder (8).....	2001, 02, 03, 04, 05, 06, 07, 08
Jeff Reardon, pitcher (1).....	1991
Jerry Remy, second base (1).....	1978
Jim Rice, outfielder, coach (9).....	1977, 78, 79, 80, 83, 84, 85, 86, 99
Victor Rodriguez, asst. hit. coach (1).....	2014
Pete Runnels, first base, second base (5).....	1959, 59, 60, 60, 62 (2nd G)
Jose Santiago, pitcher (1).....	1968
Curt Schilling, pitcher (1).....	2004
Don Schwall, pitcher (1).....	1961 (2nd G)
George Scott, first base (2).....	1966, 77
Sonny Siebert, pitcher (1).....	1971
Reggie Smith, outfielder (2).....	1969, 72
Bob Stanley, pitcher (2).....	1979, 83
Vern Stephens, shortstop, third base (4).....	1948, 49, 50, 51
Frank Sullivan, pitcher (2).....	1955, 56
Dale Sveum, coach.....	2005
Birdie Tebbets, catcher (2).....	1948, 49
Luis Tiant, pitcher (2).....	1974, 76
Gary Tuck, coach (1).....	2008
Koji Uehara, pitcher (1).....	2014
Ugueth Urbina, pitcher (1).....	2002
Jason Varitek, catcher (2).....	2003, 05
Mo Vaughn, first base (3).....	1995, 96, 98
Mickey Vernon, first base (1).....	1956
Hal Wagner, catcher (1).....	1946
Tim Wakefield, pitcher (1).....	2009
Dave Wallace, coach.....	2005
Sammy White, catcher (1).....	1953
Dick Williams, manager (1).....	1968*
Jimmy Williams, coach (1).....	1999
Ted Williams, OF (18).....	1940, 41, 42, 46, 47, 48, 49, 50, 51, 54, 55, 56, 57, 58, 59, 59, 60, 60
Carl Yastrzemski, OF, first base (18).....	1963, 65, 66, 67, 68, 69, 70, 71, 72, 73, 74, 75, 76, 77, 78, 79, 82, 83, 89†
Rudy York, first base (1).....	1946
Kevin Youkilis, first base, third base (3).....	2008, 09, 11
Don Zimmer, coach (1).....	1978

**Bold Red** indicates selected to start game  
Teams chosen by vote of fans 1947 thru 1957 and 1970 on; † 2 games were played 1959-62

\*Manager, AL Team

†Honorary AL Captain

## Red Sox in the All-Star Game, Continued

### All-Star Game Home Runs by Red Sox

PLAYER	DATE	WHERE	INN.	ON BASE	PITCHER
Ted Williams	7/8/41	DET	9th	2	Claude Passeau
Bobby Doerr	7/13/43	PHI (AL)-a	2nd	2	Mort Cooper
Ted Williams	7/9/46	Fenway	4th	0	Kirby Higbe
Ted Williams	7/9/46	Fenway	8th	2	Rip Sewell
Ted Williams	7/10/56	WAS-b	6th	1	Warren Spahn
Frank Malzone	8/3/59	LAD-c	2nd	0	Don Drysdale
Pete Runnels	7/30/62	CHC	3rd	0	Art Mahaffey
Carl Yastrzemski (PH)	7/15/75	MIL	6th	2	Tom Seaver
Fred Lynn	7/13/76	PHI (NL)	4th	0	Tom Seaver
George Scott	7/19/77	NYG	9th	1	Rich Gossage
Fred Lynn	7/17/79	SEA	1st	1	Steve Carlton
Fred Lynn	7/8/80	LAD-d	5th	1	Bob Welch
Jim Rice	7/6/83	CWS	3rd	0	Atlee Hammaker
Wade Boggs	7/11/89	ANA	1st	0	Rick Reuschel
Manny Ramirez	7/13/04	HOU	1st	1	Roger Clemens
David Ortiz	7/13/04	HOU	6th	1	Carl Pavano
J.D. Drew	7/15/08	NYG	7th	1	Edinson Volquez
Adrian Gonzalez	7/12/11	ARI	4th	0	Cliff Lee

a-Shibe Park

b-Griffith Stadium

c-LA Coliseum

d-Dodger Stadium

### Red Sox Pitchers Who Have Started the All-Star Game

PITCHER	YEAR/CITY	DEC.	IP	H	R	ER	BB	SO
Lefty Grove	1936/Boston (NL)	Lost	3.0	3	2	2	2	2
Mel Parnell	1949/Brooklyn	ND	†1.0	3	3	3	1	1
Bill Monbouquette	1960/Kansas City	Lost	2.0	5	4	4	0	2
Dennis Eckersley	1982/Montreal	Lost	3.0	2	3	3	2	1
Roger Clemens*	1986/Houston	Won	3.0	0	0	0	0	2
Pedro Martinez*	1999/Boston	Won	2.0	0	0	0	0	5
Derek Lowe	2002/Milwaukee	ND	2.0	2	1	1	0	0

\*Selected MVP

†Faced 3 batters in 2nd inning

### Most Hits in an All-Star Game

Ted Williams and Carl Yastrzemski are tied with Joe Medwick for most hits in an All-Star Game with 4. Williams had his 4 (2 singles, 2 home runs) on 7/9/1946 at Fenway Park in an American League 12-0 win. Yastrzemski hit 3 singles and a double 7/14/1970 in Cincinnati in a 12-inning, 5-4 National League win. He was named Outstanding Player of the game.

## All-Star Games at Fenway Park

On 7/13/1999, the Red Sox hosted the 3rd All-Star Game ever to be played at Fenway Park. The American League defeated the National League, 4-1, as Pedro Martinez, the eventual MVP of the Mid-Summer Classic, started and struck out 5 of the 1st 6 batters he faced for the win.

Fenway Park was the site of the 2nd All-Star Game played in 1961. That game featured solid pitching by both sides and ended in a 1-1 tie that was called after 9 innings and a 30-minute rain delay. The Tigers' Rocky Colavito hit a 1st-inning home run for the AL, which managed only 4 hits in the game. The Nationals' only run scored on an RBI single by the Cardinals' Bill White off Red Sox rookie Don Schwall, who allowed all 5 NL hits in 3.0 innings. The other Red Sox representative at the '61 game at Fenway was manager Mike Higgins, who served as a coach.

The 1st game held at Fenway was on 7/9/1946 after a 1-year hiatus due to World War II-related travel restrictions. The American League defeated the National League, 12-0, in a game highlighted by the hitting heroics of Ted Williams. Williams delivered 2 home runs, 2 singles and a walk in his 5 at-bats scoring 4 runs and driving in 5. The AL had 14 hits, the NL 3. In addition to Williams, 7 other Red Sox were AL All-Stars in '46: Johnny Pesky, Dom DiMaggio, Bobby Doerr, Rudy York, Hal Wagner, Dave Ferriss and Mickey Harris.

### 1945 All-Star Replacement Game

The 1945 All-Star Game was scheduled for Fenway Park. However, due to the on-going war in Europe and with Japan, the game was cancelled, the only year no game has been played since the series began in 1933.

On 7/9-10/1945, there were 9 exhibitions played with proceeds going to benefit various war relief efforts. On 7/9, games were played at Chicago's Comiskey Park (Cubs vs. White Sox), New York's Polo Grounds (Yankees vs. Giants), in Great Lakes, IL (Athletics vs. Great Lakes Navy Team), in Cleveland (Reds vs. Indians) and Indiantown Gap, PA (Pirates vs. Indiantown Gap Army Team). The biggest crowds were 47,144 in Chicago and 41,267 in New York.

On 7/10, games were played at Washington's Griffith Stadium (Dodgers vs. Senators), St. Louis' Sportsman's Park (Cardinals vs. Browns), Boston's Fenway Park (Braves vs. Red Sox) and Philadelphia's Shibe Park (Phillies vs. Athletics). The highest attendance figures were in Washington (28,791) and St. Louis (24,113).

The only ML team that didn't play was Detroit, who was denied permission to travel to Pittsburgh by the U.S. Government. The Pirates therefore played a U.S. Army team. The A's played a game each day in 2 locations.

The game at Fenway Park drew 22,809 plus 846 servicemen and women and raised \$70,000 for the United War Fund. New Commissioner Senator A.B. "Happy" Chandler, made his 1st official visit to Boston and took part in the 1st-pitch ceremonies with Massachusetts Governor Maurice Tobin.

The Red Sox won the game, 8-1, behind rookie pitching star Dave Ferriss and 3 hits, including a home run, by rightfielder George "Catfish" Metkovich.

### 1945 All-Star Replacement Game Box Score

Braves	0	0	0	0	0	1	0	0	--	1	7	0	
Red Sox	0	2	2	0	0	2	1	1	x	--	8	13	0

Braves - Javery (L), Hutchings (4), J. Tobin (5), Hutchinson (7) and Masi  
Red Sox - Ferriss (W), Hefflin (4), Hausmann (7) and Garbark, Walters (4)  
HR - Metkovich  
T - 1:42; Att. - 22,809

Special thanks to Walt Wilson of the Society for American Baseball Research (SABR) and the *Boston Globe* sports department for the information on the 1945 All-Star replacement games.



**Ted Williams waved to the crowd at the 1999 All-Star Game.**

# Red Sox Hall of Fame/Cooperstown

Since its inception in 1995, the Red Sox Hall of Fame has recognized the outstanding careers of former Red Sox players and managers. A 16-member selection committee made up of Red Sox broadcasters and executives, past and present media personnel, and representatives from The Sports Museum of New England and the BoSox Booster Club is responsible for electing candidates. The feats of non-uniformed Red Sox executive personnel/ Red Sox broadcasters are also considered for induction. A memorable moment in Red Sox history is recognized as well for its special significance. To be eligible for nomination, players/managers must have spent at least 3 years with the Red Sox and must have been out of uniform as an active player/manager at least 3 years. Non-uniformed personnel selected and the memorable moment will be chosen only by a unanimous vote of the Selection Committee. The next Red Sox Hall of Fame induction ceremony will take place on May 19, 2016.

The Red Sox Hall of Fame's 1995 inaugural class of 16 included 9 inductees who had previously been elected to the National Baseball Hall of Fame. The names of all 17 Red Sox Hall of Fame inductees who had been enshrined in Cooperstown prior to becoming Red Sox Hall of Famers are in boldface below.

## Red Sox Hall of Famers

NAME	POSITION	INDUCTED	YEARS WITH BOSTON
Barrett, Marty	2B	2012	1982-90
Boggs, Wade*	3B	2004	1982-92
Bresciani, Dick	Executive	2006	1972-2014
Burks, Ellis	CF	2012	1987-92, 2004
Burleson, Rick	SS	2002	1974-80
Carrigan, Bill	C/Manager	2004	1906, 1908-16, 1927-29
Castiglione, Joe	Broadcaster	2014	1983-
Clemens, Roger	RHP	2014	1984-96
Coleman, Ken	Broadcaster	2000	1966-74, 1979-89
<b>Collins, Eddie*</b>	Executive	2006	1933-51
<b>Collins, Jimmy*</b>	3B/Manager	2004	1901-07
Conigliaro, Tony	RF	1995	1964-67, 1969-70, 1975
<b>Cronin, Joe*</b>	SS/Manager	1995	1935-47
Digby, George	Scout	2008	1944-94
DiMaggio, Dom	CF	1995	1940-42, 1946-53
Dobson, Joe	RHP	2012	1941-43, 1946-50, 1954
<b>Doerr, Bobby*</b>	2B/Coach	1995	1937-51, 1967-69
Eckersley, Dennis*	RHP	2004	1978-84, 1998
Evans, Dwight	RF/Coach	2000	1972-90, 2002
<b>Ferrell, Rick*</b>	C	1995	1933-37
Ferrell, Wes	RHP	2008	1934-37
Ferriss, Boo	RHP/Coach	2002	1945-50, 1955-59
Fisk, Carlton*	C	1997	1969, 1971-80
<b>Fox, Jimmie*</b>	1B	1997	1936-42
Garciparra, Nomar	SS	2014	1996-2004
Gardner, Larry	3B	2000	1908-17
Goodman, Billy	INF/OF	2004	1947-57
Gorman, Lou	Executive	2002	1984-2011
Gowdy, Curt*%	Broadcaster	2000	1951-65
Greenwell, Mike	LF	2008	1985-96
<b>Grove, Lefty*</b>	LHP	2002	1934-41
Harper, Tommy	OF/Coach	2010	1972-74, 1980-85, 2000
Harrington, John	Executive	2002	1973-2002
<b>Hooper, Harry*</b>	RF	1997	1909-20
Hughson, Tex	RHP	2002	1941-44, 1946-49
Hurst, Bruce	LHP	2004	1980-88
Kasko, Eddie	SS/Manager/Executive	2010	1966-94
Kenney, Sr., Ed	Executive	2008	1948-91
Kinder, Ellis	RHP	2006	1948-55
Jensen, Jackie	RF	2000	1954-59, 1961
Lee, Bill	LHP	2008	1969-78
Leonard, Dutch	LHP	2012	1913-18
Lewis, Duffy	LF	2002	1910-17
Lonborg, Jim	RHP	2002	1965-71
Lynn, Fred	CF	2002	1974-80
Malzone, Frank	3B	1995	1955-65
Martin, Ned	Broadcaster	2000	1961-92
<b>Martinez, Pedro*</b>	<b>RHP</b>	<b>2014</b>	<b>1998-2004</b>
Monbouquette, Bill	RHP	2000	1958-65
Mondor, Ben	PawSox Owner	2004	1977-2010
Mooney, Joe	Groundskeeper	2012	1970-

\*Elected to Cooperstown Hall of Fame. %Curt Gowdy was awarded the Ford C. Frick Award in 1984.




## Red Sox Hall of Fame/Cooperstown, Continued

### Red Sox Hall of Famers (Cont.)

NAME	POSITION	INDUCTED	YEARS WITH BOSTON
Morgan, Joe	Coach/Manager	2006	1988-91
O'Connell, Dick	Executive	1997	1949-77
Parnell, Mel	LHP	1997	1947-56
<b>Pennock, Herb*</b>	LHP/Coach	1995	1915-22, 1934, 1936-39
Pesky, Johnny	SS/3B/Coach	1995	1942, 1946-52, 1975-84
Petrocelli, Rico	SS/3B	1997	1963, 1965-76
Piersall, Jimmy	CF	2010	1950, 1952-58
Radatz, Dick	RHP	1997	1962-66
Remy, Jerry	2B	2006	1978-84
Rice, Jim*	LF/Coach	1995	1974-89, 1995-2000
<b>Ruffing, Red*</b>	RHP	1995	1924-30
Runnels, Pete	1B/2B/Coach	2004	1958-62, 1965-66
<b>Ruth, Babe*</b>	LHP/OF	1995	1914-19
Schilling, Curt	RHP	2012	2004-07
Scott, Everett	SS	2008	1914-21
Scott, George	1B	2006	1966-71, 1977-79
Smith, Reggie	CF/RF	2000	1966-73
<b>Speaker, Tris*</b>	CF	2000	1907-15
Stanley, Bob	RHP	2000	1977-89
Stephens, Vern	SS	2006	1948-52
Sullivan, Frank	RHP	2008	1953-60
Sullivan, Haywood	C/Executive	2004	1966-93
Taylor, John I.	Owner	2012	1904-11
Tiant, Luis	RHP	1997	1971-78
Valentin, John	SS/3B	2010	1992-2001
Vaughn, Mo	1B	2008	1991-98
Williams, Dick*	OF/Manager	2006	1963-64, 1967-69
<b>Williams, Ted*</b>	LF	1995	1939-60
Wood, Smoky Joe	RHP	1995	1908-15
<b>Yastrzemski, Carl*</b>	LF	1995	1961-83
Yawkey, Jean	Owner	1995	1976-92
<b>Yawkey, Tom*</b>	Owner	1995	1933-76
<b>Young, Cy*</b>	RHP	1997	1901-08
Zimmer, Don	Coach/Manager	2010	1974-80, 1992

\*Elected to Cooperstown Hall of Fame.



Former Red Sox players Jason Varitek, Tim Wakefield, and Ira Flagstead will be inducted into the Red Sox Hall of Fame on May 19, 2016. Red Sox President/CEO Emeritus Larry Lucchino has been chosen as the non-uniformed inductee. David Ortiz's grand slam against Detroit in Game 2 of the 2013 ALCS has been selected as the "Red Sox Memorable Moment."

## Red Sox Hall of Fame/Cooperstown, Continued

### Red Sox Hall of Fame Most Memorable Moments

YEAR	MOMENT
2014	Pedro Martinez's 17-strikeout, one-hit game vs. the Yankees in New York on 9/10/99.
2012	Final game of 1967 season (10/1) when Red Sox clinched the pennant, featuring Carl Yastrzemski and Jim Lonborg.
2010	Tom Brunansky's sliding catch vs. CWS to end the season and clinch the AL East on 10/3/1990.
2008	Ted Williams' last HR on his final at-bat, 9/28/1960 at Fenway Park.
2008	Curt Schilling's 10/19/2004 ALCS Game 6 win in Yankee Stadium.
2006	Dave Roberts' 9th-inning stolen base in Game 4 of the 2004 ALCS in Fenway Park.
2004	Bernie Carbo's 2-out, pinch-hit, game-tying, 3-run HR in the 8th inning of Game 6 in the 1975 WS vs. the Cincinnati Reds in Fenway Park.
2002	Earl Wilson's no-hit game vs. the Los Angeles Angels on 6/26/1962 in Fenway Park, the 1st by an African American in AL history.
2000	Dave Henderson's 9th-inning, 2-out, go-ahead HR in Game 5 of the 1986 ALCS in Anaheim.
1997	Carlton Fisk's 12th-inning, winning HR in Game 6, the 1975 WS vs Cincinnati.
1995	Roger Clemens' 1st ML record 20-K game 4/29/1986 vs. Seattle in Fenway Park.

### Other Red Sox in Cooperstown

A number of other Hall of Famers wore Red Sox uniforms:

PLAYER	POSITION	RED SOX YEARS	GAMES	INDUCTED
Jesse Burkett	OF	1905	149	1946
Jack Chesbro	P	1909	1	1946
Al Simmons	OF	1943	40	1953
Heinie Manush	OF	1936	82	1964
Waite Hoyt	P	1919-20	35	1969
Lou Boudreau	SS	1951-52	86	1970
George Kell	2B-OF	1952-54	235	1983
Juan Marichal	P	1974	11	1983
Luis Aparicio	SS	1971-73	367	1984
Ferguson Jenkins	P	1976-77	58	1991
Tom Seaver	P	1986	16	1992
Orlando Cepeda	DH	1973	142	1999
Tony Perez	1B	1980-82	304	2000
Rickey Henderson	OF	2002	72	2009
Andre Dawson	OF	1993-94	196	2010
John Smoltz	P	2009	8	2015

In addition to Jimmy Collins and Joe Cronin, 9 other Cooperstown Hall of Famers have managed the Red Sox:

MANAGER	RED SOX YEARS	GAMES	INDUCTED
Cy Young	1907	6	1937
Hugh Duffy	1921-22	308	1945
Frank Chance	1923	154	1946
Ed Barrow	1918-20	418	1953
Joe McCarthy	1948-50	369	1957
Lou Boudreau	1952-54	463	1970
Bucky Harris	1934	153	1975
Billy Herman	1964-66	310 (includes 2 gms as interim mgr. in 1964)	1975
Dick Williams	1967-69	477	2008

History



**Wade Boggs is presented a jersey by Brock Holt during the 2016 Winter Weekend at Foxwoods Resort & Casino.**

**Boggs' uniform number 26 will be retired by the Red Sox on May 26, 2016.**

# Retired Numbers

The Red Sox first wore numbers on their uniforms in 1931. In 1997 the Red Sox retired No. 42, joining the rest of MLB in honoring the legacy of Jackie Robinson.



## 4-Joe Cronin, SS-Mgr.

**Born:** October 12, 1906 in San Francisco, CA  
**Died:** September 7, 1984 in Osterville, MA  
**Batted/Threw:** Right/Right  
**Number formally retired:** May 29, 1984

**Red Sox Player:** 1935-45  
**Red Sox Manager:** 1935-47  
**Red Sox GM:** 1948-58

## Playing Record

	AVG	G	AB	R	H	2B	3B	HR	TB	RBI	BB	SO	SB
Red Sox Totals	.300	1134	3892	645	1168	270	44	119	1883	737	585	408	31
Major League Totals	.301	2124	7579	1233	2285	515	118	170	3546	1424	1059	700	87

## Managerial Record

	W	L	PCT
Red Sox Totals	1071	916	.539
Major League Totals	1236	1055	.540

## Career Highlights

1st modern-day player to become a league president...Compiled a .301 batting AVG in 20 major league seasons...Participated in 12 All-Star Games for AL: player in 6 (1933-35-37-38-39-41), player/manager in 1 (1934), manager in 2 (1940 and 1947), coach in 2 (1936 and 1944), & Honorary Captain in 1 (1983)...The AL won 9 of the 12 games in which he took part...Spent 24 seasons with Red Sox as player, manager and general manager...Managed the Red Sox for 13 seasons (1935-47), most in team history...Leads all Red Sox managers with 1,071 wins (Mike Higgins is 2nd with 543)...Member of Pirates' 1927 World Series team but did not play; ...AL MVP in 1930 at the age of 23 with Senators...Led AL in triples in 1932; led AL in doubles in 1933 and 1938...Managed Senators to AL pennant in first season as player/manager in 1933...Sold to Red Sox after 1934 season for \$250,000 (a tremendous amount in the Depression era) (Red Sox also sent SS Lyn Lary to Washington to complete deal)...In 1940, was named to manage AL All-Star team after league officials ruled Yankees manager Joe McCarthy had managed too many consecutive games (4)...Became 1st player to hit pinch homers in both games of a doubleheader, June 17, 1943 (in a stretch when he hit three 3-run pinch homers in 4 at-bats)...Holds AL record with 5 pinch-hit home runs in 1943...Playing career ended with a broken leg at Yankee Stadium, 4/19/1945...Managed Red Sox to AL pennant in 1946...Promoted to Red Sox general manager, 9/29/1947...Elected to National Baseball HOF in 1956...Named AL President, 1/31/1959...Named AL Chairman, 1/11/1974...Formally inducted into the Red Sox Hall of Fame, 11/1/1995.



## 1-Bobby Doerr, 2B

**Born:** April 7, 1918 in Los Angeles, CA  
**Batted/Threw:** Right/Right  
**Number formally retired:** May 21, 1988  
**Red Sox Player:** 1937-44, '46-'51  
**Red Sox Coach:** 1967-69

## Playing Record

	AVG	G	AB	R	H	2B	3B	HR	TB	RBI	BB	SO	SB
Red Sox Totals	.288	1865	7093	1094	2042	381	89	223	3270	1247	809	608	54
Major League Totals	.288	1865	7093	1094	2042	381	89	223	3270	1247	809	608	54

## Career Highlights

Ranks among all-time Red Sox leaders in runs, hits, singles, doubles, triples, home runs, RBI, walks, sacrifice hits, extra-base hits, total bases and times on base...Named to All-Star Game 9 times (5 times as starter)...Played 14 seasons with the Red Sox (1937-44, 1946-51), before retiring due to back injury...Had 6 100-RBI seasons, the last in 1950; it would be 26 years before another 2nd baseman would drive in 100 runs (Joe Morgan in 1976)...Led AL with a .528 SLG in 1944...Named *The Sporting News* AL Player of the Year in 1944...Only Red Sox to hit for cycle twice (5/17/44 vs. St. Louis, 5/13/47 vs. Chicago)...Hit .409 (9-22) in 1946 World Series to lead team...Had a home run and 2 RBI in 1948 one-game AL playoff vs. Cleveland...Tied Dom DiMaggio for AL lead with 11 triples in 1950...Coached for Red Sox (1967-69) and Blue Jays (1977-81)...Elected to National Baseball Hall of Fame in 1986...Nine-time AL All-Star and also served as Honorary Captain for the 1988 All-Star Game...Formally inducted into the Red Sox Hall of Fame, 11/1/1995.

## Retired Numbers, Continued



### 27-Carlton Fisk, C

**Born:** December 26, 1947 in Bellows Falls, VT  
**Batted/Threw:** Right/Right  
**Number formally retired:** September 4, 2000  
**Red Sox Player:** 1969, 1971-80

#### Playing Record

	AVG	G	AB	R	H	2B	3B	HR	TB	RBI	BB	SO	SB
Red Sox Totals	.284	1078	3860	627	1097	207	33	162	1856	568	389	588	61
Major League Totals	.269	2499	8756	1276	2356	421	47	376	3999	1330	849	1386	128

#### Career Highlights

Retired with the most games (2,226) and HR (351 of career 376) of any catcher in ML history...After 24 seasons, retired as 1 of 3 catchers in ML history with 300 HR, 1,000 runs scored and 1,000 RBI...Was all-time Red Sox leader in games caught, 990, until broken by Jason Varitek in 2006 and second in putouts, 5,111...Overall appeared in 11 All-Star Games, his last in 1991 at the age of 43...A 7-time All-Star (1972-74, 76-78, 80) for Boston, he was voted to start 4 times as a Red Sox...1st unanimous winner of the AL Rookie of the Year Award in 1972...Tied for AL in triples with 9 in 1972...Won the 1972 AL Rawlings Gold Glove Award for defensive excellence...Hit game-winning 12th-inning home run in Game 6 of the 1975 World Series, remembered as one of the most dramatic moments in baseball history...Became just the 5th catcher in major league history to score and drive in 100 or more runs in 1977, when he hit .315 with 106 runs scored and 102 RBI...Set the ML record in 1977 with only 4 passed balls in 151 games (broken by Gary Carter, 1 with Montreal in 1978)...Inducted into the Boston Red Sox Hall of Fame on 9/8/1997...Named AL Honorary Captain for the 1999 All-Star Game at Fenway Park...Became the 13th catcher to be inducted into the National Baseball Hall of Fame in Cooperstown, NY on 7/23/2000.



### 45-Pedro Martinez, RHP

**Born:** October 25, 1971 in Manoguayabo, DR  
**Batted/Threw:** Right/Right  
**Number formally retired:** July 28, 2015  
**Red Sox Player:** 1998-2004

#### Playing Record

	W-L	ERA	G	GS	CG	SHO	IP	H	R	ER	HR	BB	SO
Red Sox Totals	117-37	2.52	203	201	22	8	1383.2	1044	428	387	103	309	1683
Major League Totals	219-100	2.93	476	409	46	17	2827.1	2221	1006	919	239	760	3154

#### Career Highlights

First pitcher, and first foreign-born player, to have number retired by Red Sox...Went 117-37, 2.52 ERA in 7 years with Boston (1998-2004)...Owns best win pct. in team history (.760)...Also tops club records (min. 1,000 IP) with 11.0 SO/9 IP and a .206 opponent AVG...Ranks among top Sox pitchers in SO (1,683), wins (117), and ERA...Won 2 Cy Young Awards with Boston and 3 in career...Was an 8-time All-Star, 4 with the Red Sox...Was key part of 2004 team that brought a World Series title to Boston for the 1st time since 1918...During tenure with Boston, was MLB leader in win pct., ERA, opponent AVG, opponent OPS (.578), and WHIP (0.98), and also AL leader in SO rate...Was starter, winner, and MVP of memorable 1999 All-Star Game at Fenway Park, striking out 5 of 6 batters faced: Larkin, Walker, McGwire, Sosa, Bagwell (Williams reached on error and was caught stealing)...Career .687 winning pct. (219-100) ranks 2nd since 1900 (more than 250 dec.)...Best career opponent OBP (.276) in the live ball era (since 1920) and 2nd-best opponent AVG (.214) - min. 2,500 IP...Led MLB in ERA a record 5 times, including 4 of first 5 years with Red Sox: 1999 (2.07), 2000 (1.74), 2002 (2.26), and 2003 (2.22)...Won AL strikeout title in 1999 (313), 2000 (284), and 2002 (239)...Was unanimous AL Cy Young Award winner in back-to-back seasons, 1999 and 2000...Won AL pitching Triple Crown in 1999 with Red Sox-record 313 SO in 213.1 IP, and set MLB record striking out 38% pct. of batters faced...His 1.74 ERA in 2000 is the best by an AL pitcher since 1968...Also established modern MLB records for lowest opponent AVG (.167), lowest opponent OBP (.213), and WHIP (0.74) in 2000...Inducted into the Boston Red Sox Hall of Fame on 8/14/2014...Became the 2nd Dominican-born player to be inducted into the National Baseball Hall of Fame in Cooperstown, NY on 7/26/2015 (joining Juan Marichal)...Last game of Red Sox playing career was his World Series victory in Game 3 in St. Louis in 2004.

## Retired Numbers, Continued



### 6-Johnny Pesky, SS-3B

**Born:** February 27, 1919 in Portland, OR  
**Died:** August 13, 2012 in Danvers, MA  
**Batted/Threw:** Left/Right  
**Number formally retired:** September 28, 2008

**Red Sox Player:** 1942, 1946-52  
**Red Sox Manager:** 1963-64, '80  
**Red Sox Broadcaster:** 1969-74  
**Red Sox Coach:** 1975-84

### Playing Record

	AVG	G	AB	R	H	2B	3B	HR	TB	RBI	BB	SO	SB
Red Sox Totals	.313	1029	4085	776	1277	196	46	13	1604	361	581	189	48
Major League Totals	.307	1270	4745	867	1455	226	50	17	1820	404	662	218	53

### Managerial Record

	W	L	PCT
Red Sox Totals	147	179	.451
Major League Totals	147	179	.451

### Career Highlights

Ranks among Boston's career leaders in OBP, runs and at-bats per strikeout...Ranks 8th with all-time .313 AVG with Red Sox (min. 2000 PA)...Led AL with over 200 hits in 1st 3 Red Sox seasons, 1st ML player to do so... Led ML with 205 hits in 1942, club rookie record until Garciaparra's 209 in 1997...3, 200-hit seasons were Red Sox record until surpassed by Boggs (7) and Rice (4)...Batted .331 in rookie 1942 season, 2nd behind Ted Williams (.356) in the AL...Scored an AL record 6 runs 5/8/1946 vs. Chicago...Coached Triple-A Denver in 1955 and managed in the Detroit system with 5 teams, 1956-60...Spent part of 1959 managing the Cinco Estrellas of the Nicaraguan Winter League...Managed the Seattle Rainiers of the Pacific Coast League in Red Sox system, 1961-62...Managed Boston 1963-64 and the last 5 games of 1980, compiling an overall 147-179 record (.451)...Was a coach with the Pirates, 1965-67...Managed Pittsburgh's Triple-A Columbus club in 1968...Was Red Sox radio/TV analyst, 1969-74...Red Sox first base coach, 1975-84...Served as special assistant to Red Sox general manager, 1985-92...Interim manager at Triple-A Pawtucket for part of 1990 season...Served as special assistant for Red Sox player development, 1993-99...Inducted into the inaugural class of the Red Sox Hall of Fame in 1995...Named Red Sox special assignment instructor in 2000...Fenway Park's right-field foul pole officially dedicated Pesky Pole on 9/27/2006. 2012 was Pesky's 61st season with the Red Sox organization.



### 14-Jim Rice, LF

**Born:** March 8, 1953 in Anderson, SC  
**Batted/Threw:** Right/Right  
**Number formally retired:** July 28, 2009  
**Red Sox Player:** 1974-89  
**Red Sox Coach:** 1995-00

### Playing Record

	AVG	G	AB	R	H	2B	3B	HR	TB	RBI	BB	SO	SB
Red Sox Totals	.298	2089	8225	1249	2452	373	79	382	4129	1451	670	1423	58
Major League Totals	.298	2089	8225	1249	2452	373	79	382	4129	1451	670	1423	58

### Career Highlights

Ranks among all-time Red Sox leaders in runs, hits, singles, doubles, triples, home runs, runs batted in, walks, slugging pct., hits by pitch, extra-base hits, total bases and times on base...An 8-time All-Star (1977-80, 80, 83-86), he was voted to start 4 times...Only AL player to reach 400 TB since 1937 (406 in 1978)...Hit 20 or more home runs 11 times and drove in 100 runs 8 times...Had 2 3-HR games...Had 4, 200-hit seasons; only player to have 3 straight 35-homer, 200-hit years (1977-79)...Led AL in total bases 3 straight years (1977-79) to tie Ted Williams and Ty Cobb for AL record...Led AL in total bases in 1977 (382), 1979 (369) and 1983 (344)...Led the ML in home runs (46), RBI (139), triples (15), total bases (406), hits (213) and slugging pct. (.600) in 1978; became the only player to lead either league in HR, 3B and RBI in same season...Named AL MVP and AL Player of the Year by *The Sporting News* in 1978...Led AL in at-bats (677), games (163) and extra-base hits (86) in 1978...Named to the AL All-Star team by *The Sporting News*, UPI and AP in 1978...Named winner of the Thomas A. Yawkey Red Sox MVP Award by the Boston Writers in 1978...Tied for AL lead in RBI (126) in 1983...Was Red Sox roving minor league hitting instructor, 1992-94...Inducted into the inaugural class of the Red Sox Hall of Fame in 1995...Was Red Sox hitting coach, 1995-2000...Selected as a coach for the 1999 All-Star Game at Fenway Park...Inducted into the Ted Williams Hitters Hall of Fame in 2001...Elected to National Baseball Hall of Fame in 2009.

## Retired Numbers, Continued



### 9-Ted Williams, LF

**Born:** August 30, 1918 in San Diego, CA  
**Died:** July 5, 2002 in Inverness, FL  
**Batted/Threw:** Left/Right  
**Number formally retired:** May 29, 1984  
**Red Sox Player:** 1939-42, 1946-60

### Playing Record

	AVG	G	AB	R	H	2B	3B	HR	TB	RBI	BB	SO	S
Red Sox Totals	.344	2292	7706	1798	2654	525	71	521	4884	1839	2021	709	24
Major League Totals	.344	2292	7706	1798	2654	525	71	521	4884	1839	2021	709	24

### Managerial Record

	W	L	PCT
Major League Totals	273	364	.429

### Career Highlights

Was an 18-time AL All-Star...Holds ML rookie record for most RBI with 145...Hit a Red Sox record 17 grand slams...Tied for AL record with Babe Ruth, Reggie Jackson, and Alex Rodriguez with 20 or more home runs in 16 seasons...Holds ML career record with .482 career on-base percentage...2nd all-time with a .634 career slugging percentage (Babe Ruth .690)...One of 4 players to have stolen bases in 4 decades, also Tim Lincecum, Sr., Rickey Henderson, and Omar Vizquel...Holds ML record for most successive times reaching base safely, 16, in Sept. 1957 (2 1B, 4 HR, 9 BB, 1 HBP)...Holds ML record for most consecutive years leading in walks, 6...Led AL in total bases in 5 seasons (1939, 42, 46-47, 51)...Led AL in on-base percentage in 12 seasons (1940-42, 46-49, 51, 54, 56-58)...Led AL in walks in 8 seasons (1941-42, 46-49, 51, 54)...Led AL in slugging in 9 seasons (1941-42, 46-49, 51, 54, 57)...Led AL in batting in 6 seasons (1941-42, 47-48, 57-58)...Led AL in home runs in 4 seasons (1941-42, 47, 49)...*The Sporting News* No. 1 Major League Player 5 times (1941-42, 47, 49, 57)...Won AL Triple Crown twice (1942, 47)...Hit for the cycle, 7/21/1946...Is the last ML player ever to hit .400 in a season with a .406 AVG in 1941...Named AL Most Valuable Player in 1946 and 1949...Hit 3 home runs in a game twice in 1957, 5/8 and 6/13 (also 7/14/1946)...Oldest player to win batting title with .388 AVG in 1957 at age 39...Won again in 1958 at age 40...Named Major League Baseball's Player of the Decade for the 1950's...Elected to National Baseball Hall of Fame in 1966...Named to starting outfield on Greatest Living Team, 1969...Voted Greatest Red Sox Player of all time by fans, 1969 and 1982...Managed Wash.-Texas, 1969-72 (Wash. - 219-264; Texas - 54-100)...Named Red Sox Consultant, Organizational Hitting Instructor, 1978...Member of Hall of Fame's Committee on Veterans, 1986-2002...Formally inducted into the Red Sox Hall of Fame, 11/1/1995.



### 8-Carl Yastrzemski, LF-1B

**Born:** August 22, 1939 in Southampton LI, NY  
**Batted/Threw:** Left/Right  
**Number formally retired:** August 6, 1989  
**Red Sox Player:** 1961-83

### Playing Record

	AVG	G	AB	R	H	2B	3B	HR	TB	RBI	BB	SO	SB
Red Sox Totals	.285	3308	11988	1816	3419	646	59	452	5539	1844	1845	1393	168
Major League Totals	.285	3308	11988	1816	3419	646	59	452	5539	1844	1845	1393	168

### Career Highlights

Set AL record with 3,308 games played, 11,988 at-bats and 13,990 plate appearances...1st AL player with 400 homers and 3,000 hits (Cal Ripken, Jr. reached the plateau in 2000)...Shares the ML record w/Brooks Robinson for playing 23 consecutive seasons with a single club...AL record 20 consecutive seasons with 100 or more games played...2nd player to get 100 hits in 22 years (with Ty Cobb), Pete Rose became the 3rd in 1984...Only player to collect 100 hits in his first 20 years...2nd to play in 100 games in 22 Years, AL Record (H. Aaron also 22, Rose ML Record, 23)...Was 18-time AL All-Star...Held AL record with 190 career intentional walks until mark was broken by George Brett (228)...Led AL outfielders in assists a record 7 times...Totaled 195 outfield assists in his career...Earned 7 Gold Glove Awards...Led AL in batting AVG in 1963 (.321), 1967 (.326) and 1968 (.301)...Led AL in slugging percentage in 1965 (.536), 1967 (.622) and 1970 (.592)...Led AL in total bases in 1967 (360) and 70 (335)...AL Most Valuable Player and Triple Crown winner in 1967...*The Sporting News* AL Player of the Year, 1967...*Sporting News* No. 1 Major League Player, 1967...Selected Outstanding Player of 1970 All-Star Game...Led AL in sacrifice flies in 1972 (9) and 1977 (11)...Tied ML record with 5 homers in 2 consecutive games, 5/19-20/1976...Held Red Sox outfield record with 354 consecutive errorless chances, 7/28/1976-4/7/1978, until Coco Crisp exceeded the mark with 429 total chances, 7/21/2006-8/7/2007...Tied ML record with a 1.000 outfield fielding percentage in 1977...Received the Joe Cronin AL Award for Significant Achievement in 1979...Was AL Honorary Captain for the 1989 All-Star Game...Elected to National Baseball Hall of Fame in 1989...With Johnny Bench became the 18th and 19th players elected to Hall of Fame on 1st ballot...Received 95 percent of Hall of Fame vote, at the time the 7th-highest total in history...1st Little League alumnus to be elected to Hall of Fame...Formally inducted into the Red Sox Hall of Fame, 11/1/1995.

# Annual Standings and Attendance

YEAR	POS	W	L	PCT.	GA/GB	MANAGER	ATTENDANCE
1901	2	79	- 57	.581	4	James J. Collins	289,448
1902	3	77	- 60	.562	6 1/2	James J. Collins	348,567
<b>1903</b>	<b>1E</b>	<b>91</b>	<b>- 47</b>	<b>.659</b>	<b>14 1/2</b>	<b>James J. Collins</b>	<b>379,338</b>
1904	1	95	- 59	.617	1 1/2	James J. Collins	*623,295
1905	4	78	- 74	.513	16	James J. Collins	466,828
1906	8	49	- 105	.318	45 1/2	Collins, Charles S. Stahl	410,209
1907	7	59	- 90	.396	32 1/2	G. Huff, B. Unglaub, C. Young, J. McGuire	436,777
1908	5	75	- 79	.487	15 1/2	McGuire, Fred Lake	473,048
1909	3	88	- 63	.583	9 1/2	Fred Lake	668,965
1910	4	81	- 72	.529	22 1/2	Patrick J. Donovan	584,619
1911	5	78	- 75	.510	24	Patrick J. Donovan	503,961
<b>1912</b>	<b>1E</b>	<b>105</b>	<b>- 47</b>	<b>.691</b>	<b>14</b>	<b>J. Garland (Jake) Stahl</b>	<b>597,096</b>
1913	4	79	- 71	.527	15 1/2	Stahl, William F. Carrigan	437,194
1914	2	91	- 62	.595	8 1/2	William F. Carrigan	*481,359
<b>1915</b>	<b>1E</b>	<b>101</b>	<b>- 50</b>	<b>.669</b>	<b>2 1/2</b>	<b>William F. Carrigan</b>	<b>*539,885</b>
<b>1916</b>	<b>1E</b>	<b>91</b>	<b>- 63</b>	<b>.591</b>	<b>2</b>	<b>William F. Carrigan</b>	<b>496,397</b>
1917	2	90	- 62	.592	9	John J. Barry	387,856
<b>1918</b>	<b>1E</b>	<b>75</b>	<b>- 51</b>	<b>.595</b>	<b>2 1/2</b>	<b>Edward G. Barrow</b>	<b>249,513</b>
1919	6	66	- 71	.482	20 1/2	Edward G. Barrow	417,291
1920	5	72	- 81	.471	25 1/2	Edward G. Barrow	402,445
1921	5	75	- 79	.487	23 1/2	Hugh Duffy	279,273
1922	8	61	- 93	.396	33	Hugh Duffy	259,184
1923	8	61	- 91	.401	37	Frank L. Chance	229,688
1924	7	67	- 87	.435	25	Lee A. Fohl	448,556
1925	8	47	- 105	.309	49 1/2	Lee A. Fohl	267,782
1926	8	46	- 107	.301	44 1/2	Lee A. Fohl	285,155
1927	8	51	- 103	.331	59	William F. Carrigan	305,275
1928	8	57	- 96	.373	43 1/2	William F. Carrigan	396,920
1929	8	58	- 96	.377	48	William F. Carrigan	394,620
1930	8	52	- 102	.338	50	Charles H. Wagner	444,045
1931	6	62	- 90	.408	45	John F. (Shano) Collins	350,975
1932	8	43	- 111	.279	64	Collins, Martin J. McManus	182,150
1933	7	63	- 86	.423	34 1/2	Martin J. McManus	268,715
1934	4	76	- 76	.500	24	Stanley R. (Bucky) Harris	610,640
1935	4	78	- 75	.510	16	Joseph E. Cronin	558,568
1936	6	74	- 80	.481	28 1/2	Joseph E. Cronin	626,895
1937	5	80	- 72	.526	21	Joseph E. Cronin	559,659
1938	2	88	- 61	.591	9 1/2	Joseph E. Cronin	646,459
1939	2	89	- 62	.589	17	Joseph E. Cronin	573,070
1940	4	82	- 72	.532	8	Joseph E. Cronin	716,234
1941	2	84	- 70	.545	17	Joseph E. Cronin	718,497
1942	2	93	- 59	.612	9	Joseph E. Cronin	730,340
1943	7	68	- 84	.447	29	Joseph E. Cronin	358,275
1944	4	77	- 77	.500	12	Joseph E. Cronin	506,975
1945	7	71	- 83	.461	17 1/2	Joseph E. Cronin	603,794
<b>1946</b>	<b>1</b>	<b>104</b>	<b>- 50</b>	<b>.675</b>	<b>12</b>	<b>Joseph E. Cronin</b>	<b>1,416,944</b>
1947	3	83	- 71	.539	14	Joseph E. Cronin	1,427,315
1948	2	96	- 59	.619	1	Joseph V. McCarthy	1,558,798
1949	2	96	- 58	.623	1	Joseph V. McCarthy	1,596,650
1950	3	94	- 60	.610	4	McCarthy, Stephen F. O'Neill	1,344,080
1951	3	87	- 67	.565	11	Stephen F. O'Neill	1,312,282
1952	6	76	- 78	.494	19	Louis Boudreau	1,115,750
1953	4	84	- 69	.549	16	Louis Boudreau	1,026,133
1954	4	69	- 85	.448	42	Louis Boudreau	931,127
1955	4	84	- 70	.545	12	Michael F. Higgins	1,203,200
1956	4	84	- 70	.545	13	Michael F. Higgins	1,137,158
1957	3	82	- 72	.532	16	Michael F. Higgins	1,181,087
1958	3	79	- 75	.513	13	Michael F. Higgins	1,077,047
1959	5	75	- 79	.487	19	Higgins, R. York, William F. Jurges	984,102
1960	7	65	- 89	.422	32	Jurges, Higgins, Del Baker	1,129,866
1961	6	76	- 86	.469	33	Michael F. Higgins	850,589
1962	8	76	- 84	.475	19	Michael F. Higgins	733,080
1963	7	76	- 85	.472	28	John M. Pesky	942,642
1964	8	72	- 90	.444	27	Pesky, William J. Herman	883,276
1965	9	62	- 100	.383	40	William J. Herman	652,201
1966	9	72	- 90	.444	26	Herman, James E. (Pete) Runnels	811,172
<b>1967</b>	<b>1</b>	<b>92</b>	<b>- 70</b>	<b>.568</b>	<b>1</b>	<b>Richard H. Williams</b>	<b>*1,727,832</b>
1968	4	86	- 76	.531	17	Richard H. Williams	1,940,788
1969	3E	87	- 75	.537	22	Williams, Edward J. Popowski	*1,833,246

## Annual Standings and Attendance, Continued

YEAR	POS	W - L	PCT.	GA/GB	MANAGER	ATTENDANCE
1970	3E	87 - 75	.537	21	Edward M. Kasko	*1,595,278
1971	3E	85 - 77	.525	18	Edward M. Kasko	*1,678,732
1972	2E	85 - 70	.548	1/2	Edward M. Kasko	1,441,718
1973	2E	89 - 73	.549	8	Edward M. Kasko	1,481,002
1974	3E	84 - 78	.519	7	Darrell D. Johnson	*1,566,411
<b>1975</b>	<b>1E§</b>	<b>95 - 65</b>	<b>.594</b>	<b>4 1/2</b>	<b>Darrell D. Johnson</b>	<b>*1,748,587</b>
1976	3E	83 - 79	.512	15 1/2	Johnson, Donald W. Zimmer	1,895,846
1977	2TE	97 - 64	.602	2 1/2	Donald W. Zimmer	2,074,549
1978	2E	99 - 64	.607	1	Donald W. Zimmer	2,320,643
1979	3E	91 - 69	.569	11 1/2	Donald W. Zimmer	2,353,114
1980	4E	83 - 77	.519	19	Zimmer, John M. Pesky	1,956,092
1981	5E†	59 - 49	.546	2 1/2†	Ralph G. Houk	1,060,379
	2TE	29 - 23	.558	1 1/2	2nd half	
	5E	30 - 26	.536	4	1st half	
1982	3E	89 - 73	.549	6	Ralph G. Houk	1,950,124
1983	6E	78 - 84	.481	20	Ralph G. Houk	1,782,285
1984	4E	86 - 76	.531	18	Ralph G. Houk	1,661,618
1985	5E	81 - 81	.500	18 1/2	John F. McNamara	1,786,633
<b>1986</b>	<b>1E§</b>	<b>95 - 66</b>	<b>.590</b>	<b>5 1/2</b>	<b>John F. McNamara</b>	<b>2,147,641</b>
1987	5E	78 - 84	.481	20	John F. McNamara	2,231,551
<b>1988</b>	<b>1E</b>	<b>89 - 73</b>	<b>.549</b>	<b>1</b>	<b>McNamara, Jos. M. Morgan</b>	<b>2,464,851</b>
1989	3E	83 - 79	.512	6	Joseph M. Morgan	2,510,012
<b>1990</b>	<b>1E</b>	<b>88 - 74</b>	<b>.543</b>	<b>2</b>	<b>Joseph M. Morgan</b>	<b>2,528,986</b>
1991	2TE	84 - 78	.519	7	Joseph M. Morgan	2,562,435
1992	7E	73 - 89	.451	23	Clell L. Hobson	2,468,574
1993	5E	80 - 82	.494	15	Clell L. Hobson	2,422,021
1994	4E	54 - 61	.470	17	Clell L. Hobson	1,775,818
<b>1995</b>	<b>1E</b>	<b>86 - 58</b>	<b>.597</b>	<b>7</b>	<b>Kevin C. Kennedy</b>	<b>2,164,410</b>
1996	3E	85 - 77	.525	7	Kevin C. Kennedy	2,315,231
1997	4E	78 - 84	.481	20	James F. Williams	2,226,136
<b>1998</b>	<b>2E</b>	<b>92 - 70</b>	<b>.568</b>	<b>22</b>	<b>James F. Williams</b>	<b>2,343,947</b>
<b>1999</b>	<b>2E¢</b>	<b>94 - 68</b>	<b>.580</b>	<b>4</b>	<b>James F. Williams</b>	<b>2,446,162</b>
2000	2E	85 - 77	.525	2 1/2	James F. Williams	2,586,024
2001	2E	82 - 79	.509	13 1/2	Williams, Joseph T. Kerrigan	2,625,333
2002	2E	93 - 69	.574	10 1/2	William G. Little	2,650,063
<b>2003</b>	<b>2E¢</b>	<b>95 - 67</b>	<b>.586</b>	<b>6</b>	<b>William G. Little</b>	<b>2,724,162</b>
<b>2004</b>	<b>2E¢</b>	<b>98 - 64</b>	<b>.605</b>	<b>3</b>	<b>Terry J. Francona</b>	<b>2,837,304</b>
<b>2005</b>	<b>1TE</b>	<b>95 - 67</b>	<b>.586</b>	<b>15</b>	<b>Terry J. Francona</b>	<b>2,847,888</b>
2006	3E	86 - 76	.531	11	Terry J. Francona	2,930,588
<b>2007</b>	<b>1E¢</b>	<b>96 - 66</b>	<b>.593</b>	<b>2</b>	<b>Terry J. Francona</b>	<b>2,971,025</b>
<b>2008</b>	<b>2E¢</b>	<b>95 - 67</b>	<b>.586</b>	<b>2</b>	<b>Terry J. Francona</b>	<b>3,048,248</b>
<b>2009</b>	<b>2E</b>	<b>95 - 67</b>	<b>.586</b>	<b>8</b>	<b>Terry J. Francona</b>	<b>3,062,699</b>
2010	3E	89 - 73	.549	7	Terry J. Francona	3,046,444
2011	3E	90 - 72	.556	7	Terry J. Francona	3,054,001
2012	5E	69 - 93	.426	26	Robert J. Valentine	3,043,003
<b>2013</b>	<b>1E¢</b>	<b>97 - 65</b>	<b>.599</b>	<b>5 1/2</b>	<b>John E. Farrell</b>	<b>2,833,333</b>
2014	5E	71 - 91	.438	25	John E. Farrell	2,956,089
2015	5E	78 - 84	.497	15 1/2	John E. Farrell	2,880,694
<b>TOTALS</b>		<b>9,224 - 8,638</b>	<b>.516</b>			

Bold-Played in Postseason \*led league EWon WS §Won ALCS ¢Won Div. Series †Overall record

Club  
Records

### Best Record

Year	W	L	Pct.
1912	105	47	.691
1946	104	50	.675
1915	101	50	.669
1903	91	47	.659
1949	96	58	.623
1948	96	59	.619
1904	95	59	.617
1942	93	59	.612
1950	94	60	.610
1978	99	64	.607

### Best Home Record

Year	W	L	Pct.
1946	61	16	.792
1949	61	16	.792
1912	57	20	.740
1915	55	20	.733
1978	59	23	.720
1950	55	22	.714
1903	49	20	.710
1901	49	20	.710
1948	55	23	.705
1918	49	21	.700

### Best Road Record

Year	W	L	Pct.
1912	48	27	.640
2002	51	30	.630
1904	46	29	.613
1995	44	28	.611
1939	47	30	.610
1903	42	27	.609
1917	45	29	.608
1975	48	31	.608
1915	46	30	.605
1914	47	31	.603



# Cumulative Standings

## Since Divisional Play (1969-15)

	W	L	PCT.
New York (AL)	4,185	3,286	.560
<b>Boston</b>	<b>4,031</b>	<b>3,449</b>	<b>.539</b>
Los Angeles (NL)	4,005	3,479	.535
St. Louis	3,934	3,543	.526
Oakland	3,893	3,590	.520

## Since 3-Divisional Play (1995-15)

	W	L	PCT.
New York (AL)	1,987	1,393	.588
Atlanta	1,904	1,478	.563
<b>Boston</b>	<b>1,849</b>	<b>1,534</b>	<b>.547</b>
St. Louis	1,845	1,536	.546
Los Angeles (NL)	1,804	1,579	.533

## Since Free Agency (1976-15)

	W	L	PCT.
New York (AL)	3,599	2,743	.567
<b>Boston</b>	<b>3,419</b>	<b>2,936</b>	<b>.538</b>
Los Angeles (NL)	3,374	2,985	.531
St. Louis	3,357	2,993	.529
Atlanta	3,311	3,036	.522

## Since New Ownership (2002-15)

	W	L	PCT.
New York (AL)	1,326	941	.585
St. Louis	1,276	991	.563
Los Angeles (AL)	1,259	1,009	.555
<b>Boston</b>	<b>1,247</b>	<b>1,021</b>	<b>.550</b>
Atlanta	1,225	1,041	.541

# Suspended Games and Doubleheaders

## Suspended Games Since 1970

DATE	OPP.	SUSP.	TIME	SCORE	REASON	RESUMED	RESULT	INN.
4/16/2010	vs. TB	8 1/2	11:24 p.m.	1-1	Rain	4/17	L 1-3	12
5/3/1996	vs. TOR	6	1:06 a.m.	6-1	Curfew	5/4	W 8-7	9
7/27/1994	at NYY	8 1/2	11:22 p.m.	3-3	Rain	7/28	L 3-4	11
4/28/1989	at TEX	10	1:21 a.m.	6-6	Curfew	4/29	L 6-7	12
9/3/1981	vs. SEA	19	1:16 a.m.	7-7	Curfew	9/4	L 7-8	20
5/4/1981	at KC	10	1:12 a.m.	5-5	Curfew	5/5	W 8-7	12
8/2/1978	at NYY	14	1:16 a.m.	5-5	Curfew	8/3	W 7-5	17

## Doubleheaders at Home

LAST, single admission	9/21/1998 vs. TB
LAST, originally scheduled single admission	8/30/1978 vs. TOR
LAST, day/night	7/5/2014 vs. BAL
LAST SWEEP	6/18/2012 vs. TB
LAST TIME SWEPT	5/1/2014 vs. TB

## Doubleheaders on Road

LAST, single admission	5/1/2004 at TEX
LAST, originally scheduled single admission	7/27/1984 at DET
LAST, day/night	7/20/2015 at LAA
LAST SWEEP	8/24/2007 at CWS
LAST TIME SWEPT	7/20/2015 at LAA

# Largest Win-Loss Margins

## Wins

DATE	OPP.	SCORE	RUNS
6/8/1950	vs. STL	29-4	+25
9/27/1940	vs. WAS	24-4	+20
6/18/1953	vs. DET	23-3	+20
6/24/1949	vs. STL	21-2	+19
4/30/1950 (G1)	vs. PHA	19-0	+19
8/21/1986	at CLE	24-5	+19
7/11/1954 (G1)	at PHA	18-0	+18
7/23/2002 (G1)	vs. TB	22-4	+18
4/24/1906	at WAS	19-2	+17
6/27/2003	vs. FLA	25-8	+17

## Losses

DATE	OPP.	SCORE	RUNS
7/7/1923 (G1)	at CLE	3-27	-24
6/19/2000	vs. NYY	1-22	-21
9/28/1923	vs. NYY	4-24	-20
5/18/1955	vs. CLE	0-19	-19
5/20/1994	at MIN	2-21	-19
5/1/1929	vs. PHA	6-24	-18
6/20/1980	vs. CAL	2-20	-18
4/16/1990	vs. MIL	0-18	-18
8/31/2012	at OAK	2-20	-18
7/19/1924 (G1)	vs. DET	1-18	-17
4/12/1980	at MIL	1-18	-17

# Winningest Months

## 20-Win Months

REC.	MONTH	YEAR	REC.	MONTH	YEAR	REC.	MONTH	YEAR
25-9	July	1948	21-7	Aug.	2004	20-8	May	2007
24-6	Aug.	1950	21-7	May	1986	20-8	May	2002
23-7	Aug.	1995	21-8	July	1955	20-8	May	1999
23-7	May	1978	21-8	June	1912	20-8	June	1979
23-8	Aug.	1949	21-9	July	1988	20-9	June	1990
23-9	Aug.	1942	21-9	Sept.	1914	20-9	Sept.	1972
23-10	July	1939	21-9	July	1912	20-9	June	1955
23-10	July	1910	21-11	Aug.	1946	20-9	July	1918
22-8	Sept.	1977	21-13	June	1961	20-10	July	1946
22-9	Aug.	1996	20-5	June	1901	20-10	July	1916
22-10	July	1915	20-6	July	2011	20-12	July	1972
22-11	July	1975	20-7	July	1993	20-15	Aug.	1967
21-6	May	1946	20-7	Aug.	1980			
21-6	Aug.	1915	20-7	Sept.	1915			
			20-7	Aug.	1912			

## Best Monthly Records

MOST WINS			BEST WINNING PERCENTAGE			
March	1-1	2008	March	1-1	.500	2008
April	18-8	1998, 2003, 2013	April	11-2	.846	1918
May	23-7	1978	May	21-6	.778	1946
June	21-8	1912	June	20-5	.800	1901
	21-13	1961	July	20-6	.769	2011
July	25-9	1948	August	24-6	.800	1950
August	24-6	1950	Sept.	19-5	.792	1949
Sept.	22-8	1977	Oct.	7-0	1.000	1905
Oct.	8-2	1904				

NOTE: There have been 12 other years in which the Red Sox were undefeated in October with fewer than 7 wins.

## Milestone Victories in Red Sox History

VICTORY	DATE	OPPONENT	SCORE	WINNING PITCHER
1	4/30/1901	at Philadelphia	8-6 (10)	Cy Young
100	6/5/1902	at Cleveland	3-2	Cy Young
500	7/21/1907	at Chicago	3-0 (G1)	George Winter
1,000	7/29/1913	vs. Chicago	2-0 (G1)	Rube Foster
2,000	7/19/1927	at Cleveland	6-5 (G2)	Slim Harris
3,000	9/1/1941	vs. Washington	10-2 (G2)	Joe Dobson
4,000	7/5/1953	at Philadelphia	10-2	Mel Parnell
5,000	8/27/1966	at Baltimore	3-2	Jim Lonborg
6,000	5/6/1978	vs. Chicago	6-4	Bob Stanley
7,000	4/14/1990	vs. Milwaukee	4-3	Roger Clemens
8,000	5/8/2002	at Oakland	12-6	John Burkett
9,000	5/10/2013	vs. Toronto	5-0	Jon Lester

Club  
Records

## Red Sox Earliest/Latest Win Dates

WINS	EARLIEST	LATEST	WINS	EARLIEST	LATEST
20	5/2/2013	7/16/1927 and 1932	85	8/24/1946	10/4/1972
30	5/20/2002	8/18/1932	90	8/30/1946	10/3/1904
40	6/6/2002	9/13/1925	95	9/4/1946	10/10/1904
50	6/25/1978	9/24/1927	100	9/21/1946	10/6/1915
55	7/6/1978	9/21/1929 and 1931*			
60	7/16/1978	9/29/1923			
65	7/21/1946	9/29/2013			
70	7/30/1946	9/27/1905, 1920 and 1992			
75	8/8/1946	10/7/1908			
80	8/16/1946	10/1/1937, 1985; 10/5/2001**			

\*The 55th win of 1981 came on 9/23 of a season interrupted by a strike.

\*\*The 2001 season was halted for 6 days due to the tragic events of 9/11.

# Team and Player Streaks

## Longest Red Sox Single-Season Winning Streaks

STREAK	FROM	THROUGH	STREAK	FROM	THROUGH
15 games	4/25/1946	5/10/1946	10 games	7/14/1967	7/23/1967
13 games	7/18/1948	7/27/1948		5/21/1951	5/30/1951
12 games	6/16/2006	6/29/2006		5/20/1917	5/31/1917*
	8/3/1995	8/14/1995		8/28/1912	9/6/1912
	7/15/1988	7/25/1988	9 games	6/3/2011	6/12/2011
	5/29/1946	6/11/1946*		4/30/2002	5/9/2002
	7/4/1939	7/16/1939		8/22/1989	8/29/1989
	7/28/1937	8/8/1937*		8/24/1980	9/2/1980
11 games	4/15/2009	4/27/2009		6/9/1978	6/17/1978
	8/30/1986	9/10/1986		8/31/1948	9/9/1948
	7/28/1977	8/10/1977		6/4/1944	6/15/1944
	8/15/1950	8/25/1950		8/20/1942	8/26/1942
	9/13/1949	9/27/1949		6/7/1942	6/16/1942
	8/4/1909	8/18/1909		9/1/1919	9/11/1919
	5/28/1903	6/8/1903		6/15/1912	6/24/1912
10 games	8/24/2004	9/3/2004		7/12/1910	7/19/1910
	7/16/1993	7/25/1993		6/14/1901	6/22/1901
	8/24/1990	9/2/1990			
	7/7/1975	7/19/1975			

\* plus 1 tie game within the streak

## Longest Red Sox Single-Season Losing Streaks

STREAK	FROM	THROUGH	STREAK	FROM	THROUGH
20 games	5/1/1906	5/24/1906	9 games	8/25/2001	9/4/2001
17 games	8/20/1926	9/7/1926		6/24/1977	7/3/1977
16 games	9/12/1907	10/2/1907**		8/2/1963	8/11/1963
15 games	6/21/1927	7/4/1927		9/23/1951	9/30/1951
14 games	5/17/1930	5/31/1930		8/18/1933	8/23/1933
11 games	6/8/1994	6/19/1994		6/18/1925	6/27/1925
	7/31/1932	8/10/1932		7/12/1924	7/21/1924
	7/25/1930	8/3/1930		7/27/1922	8/4/1922
10 games	5/15/2014	5/25/2014			
	4/29/1976	5/11/1976			
	5/14/1960	5/24/1960			
	9/17/1944	9/26/1944			
	8/12/1927	8/24/1927			

\*\* plus 2 tie games within the streak

## Red Sox Consecutive Games Played Streaks

GAMES	PLAYER	FROM	THROUGH
832	Everett Scott*	6/20/1916	10/2/1921
535	Buck Freeman	7/27/1901	6/6/1905
475	Frank Malzone	5/21/1957	6/7/1960
448	Candy LaChance	4/19/1902	4/28/1905
413	Freddy Parent	4/26/1901	9/25/1903
408	Freddy Parent	5/23/1904	9/4/1906
380	Dwight Evans	10/4/1980	8/6/1983
360	Vern Stephens	4/19/1948	8/28/1950
352	Bobby Doerr	7/19/1942	8/22/1944
350	Carl Yastrzemski	7/27/1968	8/21/1970

\*Overall Scott played in 1,307 consecutive games, including 4/12/22-5/5/25 with the Yankees.

## Red Sox Consecutive Innings Streaks

INNINGS	PLAYER	FROM	THROUGH
3,873	Candy LaChance	5/23/1902 (1st inn.)	4/28/1905 (9th inn.)
2,935	Buck Freeman	7/29/1901 (1st inn.)	9/9/1903-G1 (3rd inn.)
2,726	Frank Malzone	6/12/1958 (1st inn.)	6/7/1960 (9th inn.)

NOTE: Thanks to Trent McCotter of SABR for this research.

# Attendance Records

## 10 Largest Crowds Since 1967

Due to ballpark expansion since 2002, the seating capacity of Fenway Park has increased. Since 1967, the top 10 paid regular season attendances are:

ATTENDANCE	DATE	OPPONENT	RESULT
38,540	9/18/2013	Baltimore	L3-5 (12)
38,525	8/16/2011 (G1)	Tampa Bay	W3-1
38,477	8/4/2011	Cleveland	L3-7
38,422	6/21/2011	San Diego	L4-5
38,416	8/7/2012	Texas	L3-6
38,413	7/19/2012	Chicago (AL)	W3-1
38,347	5/21/2009	Toronto	W5-1
38,334	7/16/2012	Chicago (AL)	W5-1
38,329	7/27/2011	Kansas City	W12-5
38,304	8/17/2010	Los Angeles (AL)	W6-0

### All-Time Record Crowds

47,627	9/22/1935 (DH) vs. NYY
46,995	8/19/1934 (DH) vs. DET
46,766	8/12/1934 (DH) vs. NYY

### Post-War Single-Game Record (REG. SEASON)

38,540	9/18/2013 vs. BAL
--------	-------------------

### Postseason Single-Game Record

39,067	10/5/2008 vs. LAA (ALDS G3 - night)
--------	-------------------------------------

### Night Game Record

38,477	8/4/2011 vs. CLE
--------	------------------

### Opening Day Record

37,440	4/4/2010 vs. NYY (night)
--------	--------------------------

### All-Time Single-Season Attendance Highs

RANK	ATTENDANCE	YEAR
1.	3,062,699	2009
2.	3,054,001	2011
3.	3,048,248	2008
4.	3,046,444	2010
5.	3,043,003	2012
6.	2,971,025	2007
7.	2,956,089	2014
8.	2,930,588	2006
9.	2,880,694	2015
10.	2,847,888	2005

### Top 5 AL Attendance Ranks Since 2002

2015	2014	2013	2012	2011	2010	2009
NY Yankees 3,193,795	NY Yankees 3,401,624	NY Yankees 3,279,589	NY Yankees 3,542,406	NY Yankees 3,653,680	NY Yankees 3,765,807	NY Yankees 3,674,495
LAA Angels 3,012,765	LAA Angels 3,095,935	TEX Rangers 3,178,273	TEX Rangers 3,460,280	MIN Twins 3,168,107	LAA Angels 3,250,756	LAA Angels 3,240,374
<b>BOS Red Sox 2,880,694</b>	<b>BOS Red Sox 2,956,089</b>	DET Tigers 3,083,397	LAA Angels 3,061,770	LAA Angels 3,166,321	MIN Twins 3,223,640	<b>BOS Red Sox 3,062,699</b>
TOR Blue Jays 2,794,891	DET Tigers 2,917,209	LAA Angels 3,019,505	<b>BOS Red Sox 3,043,003</b>	<b>BOS Red Sox 3,054,001</b>	<b>BOS Red Sox 3,046,444</b>	DET Tigers 2,567,193
DET Tigers 2,726,048	TEX Rangers 2,718,733	<b>BOS Red Sox 2,833,333</b>	DET Tigers 3,028,033	TEX Rangers 2,946,949	TEX Rangers 2,505,171	MIN Twins 2,416,237
2008	2007	2006	2005	2004	2003	2002
NY Yankees 4,287,132	NY Yankees 4,271,083	NY Yankees 4,243,780	NY Yankees 4,090,692	NY Yankees 3,775,292	NY Yankees 3,465,585	SEA Mariners 3,540,658
LAA Angels 3,336,747	LAA Angels 3,365,632	LAA Angels 3,406,790	LAA Angels 3,404,686	ANA Angels 3,375,677	SEA Mariners 3,268,864	NY Yankees 3,465,807
DET Tigers 3,202,645	DET Tigers 3,047,139	CWS White Sox 2,957,411	<b>BOS Red Sox 2,847,888</b>	SEA Mariners 2,940,731	ANA Angels 3,061,090	BAL Orioles 2,682,917
<b>BOS Red Sox 3,048,248</b>	<b>BOS Red Sox 2,971,025</b>	<b>BOS Red Sox 2,930,588</b>	SEA Mariners 2,725,549	<b>BOS Red Sox 2,837,304</b>	<b>BOS Red Sox 2,724,162</b>	<b>BOS Red Sox 2,650,063</b>
CWS White Sox 2,500,648	CWS White Sox 2,684,395	DET Tigers 2,595,937	BAL Orioles 2,624,740	BAL Orioles 2,747,573	BAL Orioles 2,454,523	CLE Indians 2,616,940

### Red Sox Road Attendance

The Red Sox drew 2,613,343 on the road in 81 dates in 2015, the highest total in the AL. They averaged 32,263 per road game. It was the 49th straight year they topped one million on the road. The years they have drawn 2 million or more away from Fenway Park:

YEAR	ATTENDANCE	YEAR	ATTENDANCE	YEAR	ATTENDANCE
1978.....	2,183,113	1997.....	2,139,097	2007.....	3,130,043
1979.....	2,132,807	1998.....	2,427,873	2008.....	3,107,743
1986.....	2,266,765	1999.....	2,395,593	2009.....	2,743,392
1988.....	2,200,047	2000.....	2,524,776	2010.....	2,615,214
1989.....	2,394,851	2001.....	2,700,811	2011.....	2,591,963
1990.....	2,398,449	2002.....	2,474,060	2012.....	2,514,090
1991.....	2,331,280	2003.....	2,443,539	2013.....	2,676,645
1992.....	2,359,528	2004.....	2,880,236	2014.....	2,581,250
1993.....	2,542,249	2005.....	3,054,438	2015.....	2,613,343
1996.....	2,113,889	2006.....	2,924,019		

## Attendance Records, Continued

### Crowds Of 60,000 on the Road

There are 22 known regular-season and 3 postseason games that the Red Sox have played before a paid attendance of 60,000.

#### Single-Game Highs

ATTENDANCE	DATE	OPP.
75,997	8/26/1951	at CLE
74,747	5/16/1947	at NYY (n)
73,982	8/28/1949	at CLE
69,755	8/26/1948	at NYY
69,551	10/1/1949	at NYY
68,055	10/2/1949	at NYY
67,916	8/9/1958	at NYY
66,956	9/26/1949	at NYY
66,924	9/24/1950	at NYY
66,875	9/7/1949	at NYY
65,813	4/11/1992	at CLE

#### Most Recent (SINCE 1986)

ATTENDANCE	DATE	OPP.
61,068	9/1/2003	at PHI
60,960	6/22/2003	at PHI
65,813	4/11/1992	at CLE

#### Doubleheader Highs

ATTENDANCE	DATE	OPP.
81,841	5/30/1938	at NYY
73,728	5/3/1950	at NY
73,599	7/17/1949	at CLE
71,513	7/30/1950	at CLE
63,876	7/4/1949	at NYY

#### Postseason

ATTENDANCE	DATE	OPP.
64,223	10/12/1986	at CAL (ALCS)
64,223	10/11/1986	at CAL (ALCS)
64,206	10/10/1986	at CAL (ALCS)



**The Red Sox sold out 794 consecutive regular season games from 5/15/03-4/8/13, the longest regular season sellout streak in major league sports history.**

# Club Season Records

## General

MOST PLAYERS	56 in 2012
MOST PLAYERS, making first appearance for Boston	41 in 1995
FEWEST PLAYERS	18+ in 1904
MOST PITCHERS	28 in 2006
MOST GAMES	163 in 1985; 1978; 1961
MOST GAMES, ahead during a season	16.5, 9/4-6/1946; 9/14-15/1912
MOST EXTRA-INNING GAMES	31+ in 1943 (15-14-2)
MOST ONE-RUN GAMES	59 in 1961 (32-27) and 1943 (29-30)
FEWEST ONE-RUN GAMES	28 in 1901 (14-14)
MOST GAMES WON, by one run	35 in 1953 (lost 16)
FEWEST GAMES WON, by one run	13 in 2002 (lost 23) and 1989 (lost 25)
MOST GAMES LOST, by one run	36 in 1930 (won 17)
FEWEST GAMES LOST, by one run	10 in 1986 (won 24)
MOST GAMES WON	105 in 1912
MOST CONSECUTIVE GAMES WON, start of season	6 in 1918
MOST CONSECUTIVE GAMES WON, season	15 in 1946
MOST CONSECUTIVE GAMES WON, home	24* in 1988
MOST CONSECUTIVE GAMES WON, road	15 in 1939
MOST CONSECUTIVE GAMES WON, following All-Star Break	12 in 1988
MOST CONSECUTIVE GAMES WON, end of season	8 in 1905
MOST GAMES LOST	111 in 1932
MOST CONSECUTIVE GAMES LOST, start of season	8 in 1945
MOST CONSECUTIVE GAMES LOST, season	20 in 1906
MOST CONSECUTIVE GAMES LOST, home	19 in 1906
MOST CONSECUTIVE GAMES LOST, road	18 in 1932
MOST CONSECUTIVE GAMES LOST, following All-Star Break	7 in 2015
MOST CONSECUTIVE GAMES LOST, end of season	9 in 1951
MOST CONSECUTIVE YEARS, postseason appearances	3, 2007-09; 2003-05
HIGHEST WINNING PERCENTAGE	.691 in 1912 (105-47)
LOWEST WINNING PERCENTAGE	.279 in 1932 (43-111)
MOST SHUTOUTS WON, season	26 in 1918
MOST SHUTOUTS LOST, season	28 in 1906
MOST 1-0 GAMES WON	8 in 1918 (lost 11)
MOST 1-0 GAMES LOST	7 in 1914 (won 21); 1909 (won 23)
TIMES FINISHED, first	16
TIMES FINISHED, second	23
TIMES FINISHED, last	14

+ML record (since 1900) ++tied for ML record \*AL record \*\*tied for AL record

## Longest Games by Innings

INN.	DATE	OPPONENT	SCORE	SOX PITCHER OF RECORD
24	9/1/1906	vs. PHA	1-4	Joe Harris
20	9/3-4/1981	vs. SEA	7-8	Bob Stanley
20	7/27/1969	at SEA	5-3	Jim Lonborg
20	8/29/1967 (G2)	at NYY	3-4	Darrell Brandon
20	7/4/1905	vs. PHA	2-4	Cy Young
19	4/10/2015	at NYY	6-5	Steven Wright
19	8/9/2014	at LAA	4-5	Brandon Workman
19	7/9/2006	at CWS	5-6	Rudy Seanez
19	8/1/2000	at SEA	4-5	Jeff Fassero
19	4/11/1992	at CLE	7-5	Mike Gardiner
19	7/13/1951	at CWS	4-5	Harry Taylor
18	8/25/2001	at TEX	7-8	Derek Lowe
18	6/5/2001	vs. DET	4-3	Tim Wakefield
18	8/25/1968	at BAL	2-3	Jerry Stephenson
18	4/16/1967	at NYY	6-7	Lee Stange
18	9/5/1927 (G1)	vs. NYY	12-11	Hal Wiltse

# Individual Batting Records

## Single Season

MOST AT-BATS	684, Nomar Garciaparra, 1997
MOST BASES ON BALLS, right-handed	119, Jimmie Foxx, 1938
MOST BASES ON BALLS, left-handed	162, Ted Williams, 1947, 1949
MOST BASES ON BALLS, switch-hitter	96, Jose Offerman, 1999
MOST BASES ON BALLS, intentional	33**, Ted Williams, 1957
HIGHEST BATTING AVERAGE, right-handed	.372, Nomar Garciaparra, 2000
HIGHEST BATTING AVERAGE, left-handed	.406, Ted Williams, 1941
HIGHEST BATTING AVERAGE, switch-hitter	.326, Bill Mueller, 2003
MOST DOUBLES	67+, Earl Webb, 1931
MOST EXTRA-BASE HITS	92, Jimmie Foxx, 1938
MOST GAMES	163, Jim Rice, 1978
MOST GAMES HIT SAFELY	135++, Wade Boggs, 1985
MOST GROUNDED INTO DOUBLE PLAYS	36+, Jim Rice, 1984
MOST HIT BY PITCHER	35*, Don Baylor, 1986
MOST HITS, right-handed	213, <b>Dustin Pedroia</b> , 2008; Jim Rice, 1978
MOST HITS, left-handed	240, Wade Boggs, 1985
MOST HITS, switch-hitter	176, Reggie Smith, 1970
MOST HITS, consecutive	12++, Mike Higgins (plus 2 BB), 1938
MOST HITS, month	53, Dom DiMaggio, August 1950; Johnny Pesky, August 1946
LONGEST HITTING STREAK	34, Dom DiMaggio, 1949
LONGEST HITTING STREAK, to start season	20, Eddie Bressoud, 1964
MOST MULTI-HIT GAMES	72, Wade Boggs, 1985
MOST MULTI-HIT GAMES, consecutive	9, Kevin Youkilis, 2007; Jim Rice, 1978; Roy Johnson, 1934
MOST HOME RUNS, right-hander	50, Jimmie Foxx, 1938
MOST HOME RUNS, left-hander	54, <b>David Ortiz</b> , 2006
MOST HOME RUNS, switch-hitter	34, Carl Everett, 2000
MOST HOME RUNS, home	35, Jimmie Foxx, 1938
MOST HOME RUNS, road	32**, <b>David Ortiz</b> , 2006
MOST HOME RUNS, month	14, <b>David Ortiz</b> , July 2006; Jackie Jensen, June 1958
HIGHEST ON-BASE PERCENTAGE	.553*, Ted Williams, 1941
LONGEST ON-BASE STREAK, consecutive PA	16+, Ted Williams, 9/17-23/57 (2 singles, 4 HR, 9 BB, 1 HBP)
LONGEST ON-BASE STREAK, consecutive games	84+, Ted Williams, 1949
MOST PLATE APPEARANCES	758, Wade Boggs, 1985
MOST RUNS	150, Ted Williams, 1949
MOST RUNS BATTED IN, right-hander	175, Jimmie Foxx, 1938
MOST RUNS BATTED IN, left-hander	159, Ted Williams, 1949
MOST RUNS BATTED IN, switch-hitter	108, Carl Everett, 2000
MOST RUNS BATTED IN, leadoff hitter	98, Nomar Garciaparra, 1997
MOST RUNS BATTED IN, consecutive games	12, Ted Williams (18 RBI), 1942; Joe Cronin (19 RBI), 1939
MOST RUNS BATTED IN, pinch-hitter	25++, Joe Cronin, 1943
MOST RUNS BATTED IN, back-to-back games	14, Rudy York, July 26-27, 1946
MOST SACRIFICE FLIES	12, Jackie Jensen, 1955, 1959; Jim Piersall, 1956
MOST SACRIFICE HITS	54, Jack Barry, 1917
MOST SINGLES	187, Wade Boggs, 1985
HIGHEST SLUGGING PERCENTAGE	.735, Ted Williams, 1941
MOST STOLEN BASES	70, Jacoby Ellsbury, 2009
MOST STOLEN BASES, consecutive	20, Julio Lugo, 2007
MOST CAUGHT STEALING	31, Duffy Lewis, 1914
MOST STRIKEOUTS, right-hander	187, Mike Napoli, 2013
MOST STRIKEOUTS, left-hander	154, Mo Vaughn, 1996, 1997
MOST STRIKEOUTS, switch-hitter	177*, Mark Bellhorn, 2004
FEWEST STRIKEOUTS (minimum 400 at-bats)	9, Stuffy McInnis, 1921
MOST TOTAL BASES	406, Jim Rice, 1978
MOST TRIPLES	22, Tris Speaker, 1913

## Single Season Rookie

MOST AT-BATS	684, Nomar Garciaparra, 1997
MOST BASES ON BALLS	107+, Ted Williams, 1939
MOST BASES ON BALLS, intentional	13, George Scott, 1966
HIGHEST BATTING AVERAGE	.342, Patsy Dougherty, 1902
MOST DOUBLES	47*, Fred Lynn, 1975

+ML record (since 1900) ++tied for ML record \*AL record \*\*tied for AL record

## Individual Batting Records, Continued

MOST EXTRA-BASE HITS	86, Ted Williams, 1939
MOST GAMES	162, George Scott, 1966
MOST HITS	209, Nomar Garciaparra, 1997
LONGEST HITTING STREAK	30 games*, Nomar Garciaparra, 1997
MOST HOME RUNS	34, Walt Dropo, 1950
HIGHEST ON-BASE PERCENTAGE	436, Ted Williams, 1939
MOST RUNS	131, Ted Williams, 1939
MOST RUNS BATTED IN	145+, Ted Williams, 1939
MOST SINGLES	165, Johnny Pesky, 1942
HIGHEST SLUGGING PERCENTAGE	609, Ted Williams, 1939
MOST STOLEN BASES	50, Jacoby Ellsbury, 2008
MOST STRIKEOUTS	152, George Scott, 1966
FEWEST STRIKEOUTS (minimum 400 at-bats)	20, Tony Lupien, 1942
MOST TOTAL BASES	365, Nomar Garciaparra, 1997
MOST TRIPLES	17, Russ Scarritt, 1929

### Single Game

MOST TIMES FACED PITCHER, 9 innings	8++, Clyde Vollmer, 6/8/1950 vs. STL
MOST TIMES FACED PITCHER, no at-bats	6++, Jimmie Foxx, 6/16/1938 (6 BB) at STL
MOST RUNS	6++, Spike Owen, 8/21/1986 at CLE; Johnny Pesky, 5/8/1946 vs. CWS
MOST HITS, 9 innings	6**, Jimmy Piersall, 6/10/1953-G1 (5 1B, 2B) at STL
MOST HITS, extra innings	6, Nomar Garciaparra, 6/21/2003 (6 1B), 13 inn. at PHI; Jerry Remy, 9/3/1981 (6 1B), 20 inn. vs. SEA; Pete Runnels, 8/30/1960-G1 (5 1B, 2B), 15 inn. vs. DET
MOST HITS IN A DOUBLEHEADER (not a day-night DH)	9, Pete Runnels, 8/30/1960 (25 inn.) vs. DET
MOST CONSECUTIVE HITS, to start career	6+, Ted Cox, 9/18-19/1977
MOST HITS IN ML DEBUT, 9 innings	4++, Ted Cox, 9/18/1977 at BAL
MOST HITS BY PITCHER	5++, Babe Ruth, 5/9/1918 at WAS (1B, 3 2B, 3B)
MOST SINGLES, 9 innings	5, 10 times, last Johnny Damon, 7/6/2004 vs. OAK
MOST SINGLES, extra innings	6, Nomar Garciaparra, 6/21/2003, 13 inn. at PHI; Jerry Remy, 9/3-4/1981, 20 inn. vs. SEA
MOST DOUBLES	4++, <b>Brock Holt</b> , 6/1/2014 vs. TB; Victor Martinez, 6/1/2010 vs. OAK; Rick Miller, 5/11/1981 at TOR; Orlando Cepeda, 8/8/1973 at KC; Al Zarilla, 6/8/1950 vs. STL; Billy Werber, 7/17/1935-G1 vs. CLE
MOST CONSECUTIVE DOUBLES	4++, Victor Martinez, 6/1/2010 vs. OAK; Billy Werber, 7/17/1935, G1, vs. CLE
MOST TRIPLES	3++, Patsy Dougherty, 9/5/1903 vs. PHA
MOST TOTAL BASES	16, Fred Lynn, 6/18/1975 at DET
MOST RBI	10, Nomar Garciaparra, 5/10/1999 vs. SEA; Fred Lynn, 6/18/1975 at DET; Norm Zauchin, 5/27/1955 vs. WAS; Rudy York, 7/27/1946 at STL
MOST RBI, all of club's runs	9+, Mike Greenwell, 9/2/1996 at SEA (10 inn.)
MOST WALKS	6++, Jimmie Foxx, 6/16/1938 at STL
MOST INTENTIONAL WALKS, 9 innings	3**, Adrian Gonzalez, 9/28/2011 at BAL; <b>David Ortiz</b> , 7/6/2010 at TB; Wade Boggs, 4/10/1990 vs. DET; Carl Yastrzemski, 4/17/1968 vs. CWS
MOST INTENTIONAL WALKS, extra innings	4**, Manny Ramirez, 6/5/2001 vs. DET (18 inn.)
MOST STRIKEOUTS, 9 innings	5++, Phil Plantier, 10/1/1991 vs. DET; Ray Jarvis, 4/20/1969 vs. CLE
MOST STRIKEOUTS, extra innings	6++, Cecil Cooper, 6/14/1974 at CAL
MOST SACRIFICE HITS	4++, Jack Barry, 8/21/1916 vs. CLE
MOST STOLEN BASES	5, Jacoby Ellsbury, 5/30/2013 at PHI
MOST RUNNERS LOB	12, <b>David Ortiz</b> , 5/14/2009 at LAA (12 inn.); Trot Nixon, 6/12/2003 vs. STL (13 inn.)

### Single Inning

MOST TIMES FACED PITCHER	3++, Johnny Damon, 6/27/2003 (1st) vs. FLA; Sammy White, Gene Stephens, Tom Umphlett, Johnny Lipon and George Kell, 6/18/1953 (7th) vs. DET; Ted Williams, 7/4/1948 (7th) vs. PHA
MOST RUNS	3++, Sammy White, 6/18/1953 (7th) vs. DET
MOST HITS	3++, Johnny Damon, 6/27/2003 (1st) vs. FLA; Gene Stephens, 6/18/1953 (7th) vs. DET
MOST DOUBLES	2++, 8 times, last Mike Napoli, 4/16/2013 (2nd) at CLE
MOST HOME RUNS	2++, <b>David Ortiz</b> , 8/12/2008 (1st) vs. TEX; Nomar Garciaparra, 7/23/2002 (3rd) vs. TB (G1) Ellis Burks, 8/27/1990 (4th) at CLE; Bill Regan, 6/16/1928 (4th) vs. CWS;
MOST PINCH HITS	2++, Nick Punto, 6/13/2012 (8th) at MIA; Eric Hinske, 7/21/2007 (7th) vs. CWS; Dave Henderson, 5/17/1987 (8th) at MIN; Russ Nixon, 5/4/1962 (5th) vs. CWS
MOST WALKS	2++, <b>David Ortiz</b> , 6/18/2010 (5th) vs. LAD; Bobby Doerr and Ted Williams, 7/4/1948 (7th) vs. PHA;
MOST RBI	6, <b>David Ortiz</b> , 8/12/2008 (1st) vs. TEX; Carlos Quintana, 7/30/1991 (3rd) vs. TEX; Tom McBride, 8/4/1945 (4th) at WAS (G2)

+ML record (since 1900) ++tied for ML record \*AL record \*\*tied for AL record



# Club Batting Records

## Single Season

MOST CONSECUTIVE DAYS IN FIRST PLACE.....	166, 2007
MOST AT-BATS.....	5,781+ in 1997 (162 games)
MOST RUNS.....	1,027 in 1950 (154 games)
FEWEST RUNS.....	463 in 1906 (155 games)
MOST 20-RUN GAMES.....	3++ , 1950
MOST RUNS, TWO CONSECUTIVE GAMES.....	49+, vs. STL, 6/7-8/1950
MOST RUNS, THREE CONSECUTIVE GAMES.....	56+, vs. STL, 6/7-9/1950
MOST RUNS, FOUR CONSECUTIVE GAMES.....	65+, 6/5-8/1950
MOST CONSECUTIVE GAMES, 10 OR MORE RUNS.....	4, 8/24-26/2007; 6/2-5/1950; 6/20-22/1912; 6/14-17/1901
MOST HITS.....	1,684 in 1997 (162 games); 1,665 in 1950 (154 games)
FEWEST HITS.....	990 in 1918 (126 games); 1,179 in 1905 (153 games)
MOST SINGLES.....	1,156 in 1950 (154 games)
MOST DOUBLES.....	373 in 2004 (162 games) and 1997 (162 games)
MOST PLAYERS WITH 30 DOUBLES.....	8++ , 2003
MOST TRIPLES.....	113* in 1903 (141 games)
MOST HOME RUNS.....	238 in 2003 (162 games)
MOST EXTRA-BASE HITS.....	649+ in 2003 (162 games)
MOST TOTAL BASES.....	2,832+ in 2003 (162 games)
MOST SACRIFICE FLIES.....	64 in 2003 (162 games)
MOST PLAYERS WITH 80 RBI.....	8+ in 2003
MOST STOLEN BASES.....	215 in 1909 (152 games)
BEST STOLEN BASE PERCENTAGE.....	86.6* in 2013 (123 SB/19 CS)
LEAST CAUGHT STEALING.....	12 in 2005 (57 atts.)
MOST BASES ON BALLS.....	835+ in 1949 (155 games)
MOST STRIKEOUTS.....	1,337 in 2014 (162 games)
FEWEST STRIKEOUTS.....	282* , 1901 (138 games)
MOST HIT BY PITCHER.....	77 in 1909 (152 games)
FEWEST HIT BY PITCHER.....	10 in 1940 (154 games)
MOST RBI.....	974 in 1950 (154 games)
HIGHEST BATTING AVERAGE.....	.302 in 1950 (154 games)
LOWEST BATTING AVERAGE.....	.234 in 1905 (153 games)
HIGHEST SLUGGING PERCENTAGE.....	.491+ in 2003 (162 games)
LOWEST SLUGGING PERCENTAGE.....	.292 in 1907 (155 games)
MOST GROUNDED INTO DOUBLE PLAY.....	174+ in 1990 (162 games)
FEWEST GROUNDED INTO DOUBLE PLAY.....	87 in 1994 (115 games); 94 in 1942 (152 games)
MOST LEFT ON BASE.....	1,308 in 1989 (162 games); 1,305 in 1948 (155 games)
FEWEST LEFT ON BASE.....	1,015 in 1929 (155 games)
MOST .300 HITTERS (AL qualifiers).....	6 in 1938
MOST PLAYERS WITH 100 HITS.....	9 in 2007, 2003, 1999, 1991, 1984
MOST TIMES SHUT OUT.....	28 in 1906
FEWEST TIMES SHUT OUT.....	1 in 1995

## Single Game

LONGEST 9-INNING GAME, by time.....	4:45+, 8/18/2006 (G2) vs. NYY
LONGEST GAME, by time.....	6:49 (19 inn.), 4/10/2015 at NYY
MOST TIMES FACED PITCHER, 9 innings.....	64, 6/8/1950 vs. STL
MOST RUNS.....	BOS 29, STL 4, 6/8/1950
MOST RUNS, both clubs.....	36* , BOS (19) vs. TEX (17), 8/12/2008; BOS (22) at PHA (14), 6/29/1950
MOST RUNS, shutout.....	BOS 19, PHA 0, 4/30/1950
LARGEST DEFICIT OVERCOME TO WIN.....	11, 8/28/1950 vs. CLE, down 12-1, won 15-14
MOST SPECTACULAR RALLY TO WIN.....	down 12-5, one on and one out in 9th, 6/18/1961 (G1) vs. WAS, won 13-12
MOST RUNS, first inning.....	14** , 6/27/2003 vs. FLA, won 25-8
MOST RUNS, before first out in first inning.....	10+, 6/27/2003 vs. FLA,
MOST HITS.....	28, 6/27/2003 vs. FLA; 6/8/1950 vs. STL
MOST HITS, both clubs.....	45** , PHA 27, BOS 18, 7/8/1902
MOST CONSECUTIVE HITS.....	10** , 6/27/2003 vs. FLA (1st); 6/2/1901 vs. MIL (9th)
MOST PLAYERS WITH 4 OR MORE HITS.....	4** , 9/20/2005 at TB; 6/8/1950 vs. STL
MOST SINGLES.....	24, 6/18/1953 vs. DET
MOST SINGLES, both clubs.....	36++ , CWS 21, BOS 15, 8/15/1922
MOST DOUBLES.....	12** , 7/29/1990 at DET
MOST RUNNERS LOB, 9 innings.....	19, 5/2/1971 vs. MIN-G2, won 9-8

+ML record (since 1900) ++tied for ML record \*AL record \*\*tied for AL record

## Club Batting Records, Continued

MOST RUNNERS LOB, extra innings.....	22, 8/22/1951 at STL (13 inn.), won 3-1
MOST RUNNERS LOB, 9 inning shutout .....	14, 5/16/1988 vs. OAK (L, 3-0); 5/2/1988 vs. KC (L, 2-0)
MOST STOLEN BASES .....	8, 9/29/1940-G2 vs. PHA (8 inn.); 7/4/1913 vs. PHA
MOST TOTAL BASES .....	60+, 6/8/1950 vs. STL
MOST EXTRA-BASE HITS .....	17+, 6/8/1950 vs. STL
MOST PINCH HITS.....	4** , 9/8/1995 at NYY; 6/23/1954 at BAL
MOST RBI.....	29, 6/8/1950 vs. STL
MOST STRIKEOUTS, 9 innings .....	19, 8/12/1974 at CAL
MOST WALKS, 9 innings.....	15, 5/7/1992 at CWS, (L, 6-7); 6/16/1961 vs. WAS, (W, 14-9); 7/7/1949 at WAS (W, 8-4); 5/18/1946 at STL (W, 18-8); 4/29/1924 at WAS (W, 15-6)
MOST WALKS, extra innings.....	18, 9/17/1920 at DET (12 inn.), lost 14-13
MOST BATTERS WALKED, none scored.....	13, 5/18/1986 vs. TEX
MOST GROUNDED INTO DOUBLE PLAYS, 9 innings .....	6** , 7/18/1990 vs. MIN; 4/13/1984 vs. DET; 5/1/1966, vs. CAL-G1
MOST HIT INTO TRIPLE PLAYS .....	2+, 7/17/1990 vs. MIN
MOST PLAYERS USED IN 9-INNING GAME, both clubs.....	46+++, 10/2/2005 vs. NYY (NYY 24, BOS 22)

### Single Inning

MOST PLATE APPEARANCES.....	23+, 6/18/1953 vs. DET (7th)
MOST RUNS .....	17*, 6/18/1953 vs. DET (7th)
MOST RUNS, none out .....	12+++, 5/7/2009 vs. CLE (6th)
MOST RUNS, with 2 out.....	11, 8/21/1986 at CLE (6th)
MOST RUNS, with 2 out, none on .....	9, 6/2/1901 vs. MIL (9th)
MOST HITS .....	14*, 6/18/1953 vs. DET (7th)
MOST SINGLES.....	11*, 6/18/1953 vs. DET (7th)
MOST CONSECUTIVE HITS .....	10**, 6/27/2003 vs. FLA (1st, BB); 6/2/1901 vs. MIL (9th)
MOST BATTERS REACHING BASE.....	20+, 6/18/1953 vs. DET (7th)
MOST BATTERS REACHING BASE, consecutive .....	12, 6/23/1952 vs. DET (4th)
MOST DOUBLES .....	5, 6/1/2003 at TOR (3rd); 9/6/1997 vs. MIL (3rd); 6/21/1994 at TOR (1st)
MOST TRIPLES.....	4, 5/6/1934 vs. DET (4th)
MOST TRIPLES, consecutive.....	4+, 5/6/1934 vs. DET (4th)
MOST TOTAL BASES .....	25, 9/24/1940 at PHA (G1) (6th)
MOST EXTRA-BASE HITS .....	7, 9/24/1940 at PHA (G1) (6th)
MOST PINCH HITS.....	4+++, 9/8/1995 at NYY (8th)

+ML record (since 1900) ++tied for ML record \*AL record \*\*tied for AL record



**Carl Yastrzemski holds all-time Red Sox records in games, runs, hits, doubles, RBI, extra-base hits, and total bases.**

# Single-Season Batting Leaders

## Games

1. Rice.....	*163, 1978
2. Buckner (L).....	162, 1985
Evans.....	†162, 1984
Evans.....	†162, 1982
Yastrzemski (L).....	†162, 1969
Scott.....	162, 1966
7. Vaughn (L).....	161, 1996
Boggs (L).....	161, 1985
Yastrzemski (L).....	161, 1970
Yastrzemski (L).....	161, 1967

## Hits

1. Boggs (L).....	*240, 1985
2. Speaker (L).....	222, 1912
3. Boggs (L).....	214, 1988
4. Gonzalez (L).....	†213, 2011
Pedroia.....	†213, 2008
Rice.....	†213, 1978
7. Ellsbury (L).....	212, 2011
8. Boggs (L).....	210, 1983
9. Garciaparra.....	*209, 1997
10. Pesky (L).....	*208, 1946

## Home Runs

1. Ortiz (L).....	*54, 2006
2. Foxx.....	50, 1938
3. Ortiz (L).....	47, 2005
4. Rice.....	*46, 1978
5. M. Ramirez.....	45, 2005
6. Vaughn (L).....	44, 1996
Yastrzemski (L).....	†44, 1967
8. M. Ramirez.....	*43, 2004
Armas.....	*43, 1984
T. Williams (L).....	*43, 1949

## Batting Avg

1. T. Williams (L).....	*.406, 1941
2. T. Williams (L).....	*.388, 1957
3. Speaker (L).....	.383, 1912
4. Garciaparra.....	*.372, 2000
5. Alexander.....	**372, 1932
6. T. Williams (L).....	*.369, 1948
7. Boggs (L).....	*.368, 1985
8. Boggs (L).....	*.366, 1988
9. Speaker (L).....	.365, 1913
10. Boggs (L).....	*.363, 1987

## Stolen Bases

1. Ellsbury (L).....	*70, 2009
2. T. Harper.....	*54, 1973
3. Ellsbury (L).....	*52, 2013
Speaker (L).....	52, 1912
5. Ellsbury (L).....	*50, 2008
6. Speaker (L).....	46, 1913
7. O. Nixon (S).....	42, 1994
Speaker (L).....	42, 1914
9. Werber.....	*40, 1934
Hooper (L).....	40, 1910

## Pinch Hits

1. Cronin.....	*18, 1943
2. R. Miller (L).....	16, 1983
D. Williams.....	*16, 1963
4. R. Miller (L).....	14, 1984
L. Green (L).....	14, 1966
6. D. Jones (L).....	*13, 1967
D. Jones (L).....	13, 1966
Finney (L).....	13, 1939
B. Miller.....	*13, 1935
10. 2 tied.....	12

## At-Bats

1. Garciaparra.....	*684, 1997
2. Rice.....	*677, 1978
3. Buckner (L).....	673, 1985
4. Burleson.....	*663, 1977
5. Cramer (L).....	*661, 1940
6. Ellsbury (L).....	660, 2011
7. Garciaparra.....	658, 2003
Cramer (L).....	*658, 1938
9. Rice.....	657, 1984
10. 2 tied.....	653

## Doubles

1. Webb (L).....	*67, 1931
2. Garciaparra.....	†56, 2002
3. Pedroia.....	*54, 2008
4. Speaker (L).....	*53, 1912
5. Ortiz (L).....	52, 2007
6. Garciaparra.....	51, 2000
Boggs (L).....	*51, 1989
Cronin.....	*51, 1938
9. Beltre.....	*49, 2010
10. Pedroia.....	48, 2009

## Runs Batted In

1. Foxx.....	*175, 1938
2. V. Stephens.....	†159, 1949
T. Williams (L).....	†159, 1949
4. Ortiz (L).....	*148, 2005
5. T. Williams (L).....	*145, 1939
6. Ramirez.....	144, 2005
Dropo.....	†144, 1950
9. V. Stephens.....	†144, 1950
9. Vaughn (L).....	143, 1936
Foxx.....	143, 1936

## On-Base Pct.

1. T. Williams (L).....	*.553, 1941
2. T. Williams (L).....	*.526, 1957
3. T. Williams (L).....	*.513, 1954
4. T. Williams (L).....	*.499, 1942
5. T. Williams (L).....	*.499, 1947
6. T. Williams (L).....	*.497, 1946
7. T. Williams (L).....	*.497, 1948
8. T. Williams (L).....	*.490, 1949
9. T. Williams (L).....	*.479, 1956
10. Boggs (L).....	*.476, 1988

## Extra-Base Hits

1. Foxx.....	*92, 1938
2. Ortiz (L).....	*91, 2004
3. Ortiz (L).....	*88, 2007
Ortiz (L).....	*88, 2005
5. Ramirez.....	87, 2004
6. Rice.....	*86, 1978
T. Williams (L).....	*86, 1939
8. Ortiz (L).....	85, 2006
Garciaparra.....	85, 2002
Garciaparra.....	85, 1997
T. Williams (L).....	*85, 1949

## Multi-Hit Games

1. Boggs (L).....	*72, 1985
2. Rice.....	*69, 1978
3. Garciaparra.....	*68, 1997
Boggs (L).....	*68, 1983
5. Gonzalez (L).....	*66, 2011
T. Williams (L).....	66, 1940
7. Garciaparra.....	65, 2000
Pesky (L).....	65, 1942
9. 3 tied.....	64

## Runs

1. T. Williams (L).....	*150, 1949
2. T. Williams (L).....	*142, 1946
3. T. Williams (L).....	*141, 1942
4. Foxx.....	139, 1938
5. Speaker (L).....	136, 1912
6. T. Williams (L).....	*135, 1941
7. T. Williams (L).....	*134, 1940
8. DiMaggio.....	*131, 1950
T. Williams (L).....	131, 1939
10. 2 tied.....	130

## Triples

1. Speaker (L).....	22, 1913
2. Freeman (L).....	20, 1903
3. L. Gardner (L).....	19, 1914
Freeman (L).....	†19, 1904
C. Stahl (L).....	†19, 1904
Freeman (L).....	19, 1902
7. Speaker (L).....	18, 1914
L. Gardner (L).....	18, 1912
9. 4 tied.....	17

## Walks

1. T. Williams (L).....	*162, 1949
T. Williams (L).....	*162, 1947
3. T. Williams (L).....	*156, 1946
4. T. Williams (L).....	*147, 1941
5. T. Williams (L).....	*145, 1951
6. T. Williams (L).....	*144, 1951
7. T. Williams (L).....	*136, 1950
8. Yastrzemski (L).....	128, 1970
9. T. Williams (L).....	*126, 1948
10. Boggs (L).....	*125, 1988

## Slugging Pct.

1. T. Williams (L).....	*.735, 1941
2. T. Williams (L).....	*.731, 1957
3. Foxx.....	*.704, 1938
4. Foxx.....	*.694, 1939
5. T. Williams (L).....	*.667, 1946
6. Ruth (L).....	*.657, 1919
7. T. Williams (L).....	*.650, 1949
8. T. Williams (L).....	*.648, 1942
9. Ramirez.....	.647, 2002
10. Lynn (L).....	*.637, 1979

## Total Bases

1. Rice.....	*406, 1978
2. Foxx.....	*398, 1938
3. Rice.....	*382, 1977
4. Vaughn (L).....	370, 1996
5. Rice.....	*369, 1979
Foxx.....	369, 1936
7. T. Williams (L).....	*368, 1949
8. Garciaparra.....	365, 1997
9. Ellsbury (L).....	*364, 2011
10. Ortiz (L).....	363, 2005

## Intentional Walks

1. T. Williams (L).....	*33, 1957
2. Ramirez.....	*28, 2003
3. Ortiz (L).....	*27, 2013
4. Ramirez.....	*25, 2001
Boggs (L).....	*25, 1991
6. Ortiz (L).....	23, 2006
Vaughn (L).....	23, 1993
8. Ortiz (L).....	22, 2014
9. 3 tied.....	20

\* led league † tied for league lead \*\*376 AB for Red Sox but led AL at .367 overall (L) left-handed hitter (S) switch-hitter

# Career Batting Leaders

## Games

1. Yastrzemski (L).....	3,308
2. Evans.....	2,505
3. T. Williams (L).....	2,292
4. Rice.....	2,089
5. Doerr.....	1,865
6. Ortiz (L).....	1,802
7. Hooper (L).....	1,646
8. Boggs (L).....	1,625
9. Petrocelli.....	1,553
10. Varitek (S).....	1,546
11. DiMaggio.....	1,399
12. Malzone.....	1,359
13. Greenwell (L).....	1,269
14. Pedroia.....	1,244
15. G. Scott.....	1,192
16. Du. Lewis.....	1,184
17. Goodman (L).....	1,177
18. Cronin.....	1,134
19. Gardner (L).....	1,123
20. R. Miller (L).....	1,101

## Hits

1. Yastrzemski (L).....	3,419
2. T. Williams (L).....	2,654
3. Rice.....	2,452
4. Evans.....	2,373
5. Boggs (L).....	2,098
6. Doerr.....	2,042
7. Ortiz (L).....	1,910
8. Hooper (L).....	1,707
9. DiMaggio.....	1,680
10. Pedroia.....	1,482
11. Malzone.....	1,454
12. Greenwell (L).....	1,400
13. Petrocelli.....	1,352
14. Goodman (L).....	1,344
15. Speaker (L).....	1,328
16. Varitek (S).....	1,307
17. Garciaparra.....	1,281
18. Pesky (L).....	1,277
19. Du. Lewis.....	1,248
20. Ramirez.....	1,232

## Home Runs

1. T. Williams (L).....	521
2. Yastrzemski (L).....	452
3. Ortiz (L).....	445
4. Rice.....	382
5. Evans.....	379
6. Ramirez.....	274
7. Vaughn (L).....	230
8. Doerr.....	223
9. Foxx.....	222
10. Petrocelli.....	210
11. Varitek (S).....	193
12. Garciaparra.....	178
13. Jensen.....	170
14. T. Conigliaro.....	162
Fisk.....	162
16. G. Scott.....	154
17. R. Smith (S).....	149
18. T. Nixon (L).....	133
Youkilis.....	133
20. Malzone.....	131

## At-Bats

1. Yastrzemski (L).....	11,988
2. Evans.....	8,726
3. Rice.....	8,225
4. T. Williams (L).....	7,706
5. Doerr.....	7,093
6. Ortiz (L).....	6,626
7. Hooper (L).....	6,270
8. Boggs (L).....	6,213
9. DiMaggio.....	5,640
10. Petrocelli.....	5,390
11. Malzone.....	5,273
12. Varitek (S).....	5,099
13. Pedroia.....	4,961
14. Greenwell (L).....	4,623
15. Goodman (L).....	4,399
16. Du. Lewis.....	4,325
17. G. Scott.....	4,234
18. Pesky (L).....	4,085
19. Burleson.....	4,064
20. Garciaparra.....	3,968

## Doubles

1. Yastrzemski (L).....	646
2. T. Williams (L).....	525
3. Ortiz (L).....	476
4. Evans.....	474
5. Boggs (L).....	422
6. Doerr.....	381
7. Rice.....	373
8. Pedroia.....	339
9. DiMaggio.....	308
10. Varitek (S).....	306
11. Garciaparra.....	279
12. Greenwell (L).....	275
13. Cronin.....	270
14. Valentin.....	266
15. Ramirez.....	256
16. Du. Lewis.....	254
17. Goodman (L).....	248
18. Hooper (L).....	246
19. Speaker (L).....	241
20. Youkilis.....	239

## Runs Batted In

1. Yastrzemski (L).....	1,844
2. T. Williams (L).....	1,839
3. Rice.....	1,451
4. Ortiz (L).....	1,403
5. Evans.....	1,346
6. Doerr.....	1,247
7. Ramirez.....	868
8. Foxx.....	788
9. Petrocelli.....	773
10. Varitek (S).....	757
11. Vaughn (L).....	752
12. Cronin.....	737
13. Jensen.....	733
14. Greenwell (L).....	726
15. Malzone.....	716
16. Garciaparra.....	690
17. Boggs (L).....	687
18. Du. Lewis.....	629
19. DiMaggio.....	618
20. Pedroia.....	588

## Runs

1. Yastrzemski (L).....	1,816
2. T. Williams (L).....	1,798
3. Evans.....	1,435
4. Rice.....	1,249
5. Ortiz (L).....	1,125
6. Doerr.....	1,094
7. Boggs (L).....	1,067
8. DiMaggio.....	1,046
9. Hooper (L).....	988
10. Pesky (L).....	776
11. Pedroia.....	769
12. Ramirez.....	743
13. Foxx.....	721
14. Garciaparra.....	709
15. Speaker (L).....	703
16. Goodman (L).....	688
17. Varitek (S).....	664
18. Greenwell (L).....	657
19. Petrocelli.....	653
20. Cronin.....	645

## Triples

1. Hooper (L).....	130
2. Speaker (L).....	106
3. Freeman (L).....	90
4. Doerr.....	89
5. Gardner (L).....	87
6. Rice.....	79
7. Ferris.....	77
8. Evans.....	72
9. T. Williams (L).....	71
10. J. Collins.....	65
11. Parent.....	63
12. Du. Lewis.....	62
C. Stahl (L).....	62
14. Yastrzemski (L).....	59
15. DiMaggio.....	57
16. Todd (L).....	56
17. Garciaparra.....	50
J. Stahl.....	50
19. Boggs (L).....	47
He. Wagner.....	47

## Walks

1. T. Williams (L).....	2,021
2. Yastrzemski (L).....	1,845
3. Evans.....	1,337
4. Ortiz (L).....	1,053
5. Boggs (L).....	1,004
6. Hooper (L).....	826
7. Doerr.....	809
8. DiMaggio.....	750
9. Rice.....	670
10. Petrocelli.....	661
11. Ramirez.....	636
12. Foxx.....	624
13. Varitek (S).....	614
14. Cronin.....	585
Jensen.....	585
16. Pesky (L).....	581
17. Goodman (L).....	561
18. Vaughn (L).....	519
19. Pedroia.....	511
20. Youkilis.....	494

(L) left-handed hitter (S) switch-hitter

## Career Batting Leaders, Continued

### Batting Avg. (1,500 AB)

1. T. Williams (L).....	.344
2. Boggs (L).....	.338
3. Speaker (L).....	.337
4. Garciparra.....	.323
5. Runnels (L).....	.320
6. Foxx.....	.320
7. R. Johnson (L).....	.313
8. Pesky (L).....	.313
9. Ramirez.....	.312
10. Lynn (L).....	.308
11. Goodman (L).....	.306
12. Vaughn (L).....	.304
13. Greenwell (L).....	.303
14. Cramer (L).....	.302
15. R. Ferrell.....	.302
16. Finney (L).....	.301
17. Cronin.....	.300
18. <b>Pedroia</b> .....	.299
19. Rice.....	.298
20. DiMaggio.....	.298

### Stolen Bases

1. Hooper (L).....	300
2. Speaker (L).....	267
3. Ellsbury (L).....	241
4. Yastrzemski (L).....	168
5. He. Wagner.....	141
6. Gardner (L).....	134
7. Parent.....	129
8. <b>Pedroia</b> .....	127
9. T. Harper.....	107
Werber.....	107
11. C. Stahl (L).....	105
12. J. Collins.....	102
Du. Lewis.....	102
14. DiMaggio.....	100
15. Damon (L).....	98
Remy (L).....	98
17. Burks.....	95
Jensen.....	95
19. Garciparra.....	84
R. Smith (S).....	84

### On-Base Pct. (1,500 AB)

1. T. Williams (L).....	.482
2. Foxx.....	.429
3. Boggs (L).....	.428
4. Speaker (L).....	.414
5. Ramirez.....	.411
6. Runnels (L).....	.408
7. Pesky (L).....	.401
8. Vaughn (L).....	.394
9. Cronin.....	.394
10. R. Ferrell.....	.394
11. Youkilis (L).....	.388
12. R. Johnson (L).....	.386
13. Goodman (L).....	.386
14. <b>Ortiz</b> (L).....	.385
15. DiMaggio.....	.383
16. Lynn (L).....	.383
17. Yastrzemski (L).....	.379
18. Jensen.....	.374
19. Flagstead.....	.374
20. Garciparra.....	.370

### Extra-Base Hits

1. Yastrzemski (L).....	1,157
2. T. Williams (L).....	1,117
3. <b>Ortiz</b> (L).....	936
4. Evans.....	925
5. Rice.....	834
6. Doerr.....	693
7. Boggs (L).....	554
8. Ramirez.....	537
9. Varitek (S).....	513
10. Garciparra.....	507
11. <b>Pedroia</b> .....	471
12. Petrocelli.....	469
13. DiMaggio.....	452
14. Foxx.....	448
15. Greenwell (L).....	443
16. Vaughn (L).....	439
17. Cronin.....	433
18. Hooper (L).....	406
19. Valentin.....	404
20. Fisk.....	402


### Slugging Pct. (1,500 AB)

1. T. Williams (L).....	.634
2. Foxx.....	.605
3. Ramirez.....	.588
4. <b>Ortiz</b> (L).....	.566
5. Garciparra.....	.553
6. Vaughn (L).....	.542
7. Lynn (L).....	.520
8. Rice.....	.502
9. V. Stephens.....	.492
10. Daubach (L).....	.488
11. T. Conigliaro.....	.488
12. Youkilis.....	.487
13. Cronin.....	.484
14. Speaker (L).....	.482
15. Fisk.....	.481
16. Armas.....	.480
17. T. Nixon (L).....	.478
18. Jensen.....	.478
19. Evans.....	.473
20. R. Smith (S).....	.471

### Total Bases

1. Yastrzemski (L).....	5,539
2. T. Williams (L).....	4,884
3. Rice.....	4,129
4. Evans.....	4,128
5. <b>Ortiz</b> (L).....	3,751
6. Doerr.....	3,270
7. Boggs (L).....	2,869
8. DiMaggio.....	2,363
9. Ramirez.....	2,324
10. Hooper (L).....	2,303
11. Petrocelli.....	2,263
12. Varitek (S).....	2,220
13. <b>Pedroia</b> .....	2,203
14. Garciparra.....	2,194
15. Greenwell (L).....	2,141
16. Malzone.....	2,123
17. Vaughn (L).....	2,074
18. Foxx.....	1,988
19. Speaker (L).....	1,898
20. Cronin.....	1,883

(L) left-handed hitter  
(S) switch-hitter



**Harry Hooper is the Red Sox career leader in triples and stolen bases.**

# Annual Batting Leaders


Year	Batting Average	Runs	Hits	Doubles
2015	Bogaerts..... .320	Betts..... .92	Bogaerts..... .196	Betts..... .42
2014	Pedroia..... .278	Pedroia..... .72	Pedroia..... .153	Pedroia..... .33
2013	Ortiz..... .309	Ellsbury..... .92	Pedroia..... .193	Pedroia..... .42
2012	Gonzalez..... .300	Pedroia..... .81	Pedroia..... .163	Pedroia..... .39
2011	Pedroia..... .338	Ellsbury..... .119	Gonzalez..... **213	Ellsbury..... .46
2010	Beltre..... .321	Scutaro..... .92	Beltre..... .189	Beltre..... *49
2009	Youkilis..... .305	Pedroia..... *115	Ellsbury..... .188	Pedroia..... .48
2008	Pedroia..... .326	Pedroia..... *118	Pedroia..... **213	Pedroia..... *54
2007	Ortiz..... .332	Ortiz..... .116	Lowell..... .191	Ortiz..... .52
2006	Ramirez..... .321	Ortiz..... .115	Loretta..... .181	Lowell..... .47
2005	Damon..... .316	Ortiz..... .119	Damon..... .197	Ortiz..... .40
2004	Ramirez..... .308	Damon..... .123	Damon..... .189	Ortiz..... .47
2003	Mueller..... *.326	Garciaparra..... .120	Garciaparra..... .198	Mueller..... .45
2002	Ramirez..... *.349	Damon..... .118	Garciaparra..... .197	Garciaparra..... *56
2001	Ramirez..... .306	T. Nixon..... .100	Ramirez..... .162	Ramirez..... .33
2000	Garciaparra..... *.372	Garciaparra..... .104	Garciaparra..... .197	Garciaparra..... .51
1999	Garciaparra..... *.357	Offerman..... .107	Garciaparra..... .190	Garciaparra..... .42
1998	Vaughn..... .337	Valentin..... .113	Vaughn..... .205	Valentin..... .44
1997	Jefferson..... .319	Garciaparra..... .122	Garciaparra..... *209	Valentin..... *47
1996	Vaughn..... .326	Vaughn..... .118	Vaughn..... .207	Jefferson..... .30
1995	Naehring..... .307	Valentin..... .108	Vaughn..... .165	Valentin..... .37
1994	Vaughn..... .310	Vaughn..... .65	Vaughn..... .122	Valentin..... .26
1993	Greenwell..... .315	Vaughn..... .86	Greenwell..... .170	Valentin..... .40
1992	Brunansky..... .266	Reed..... .64	Reed..... .136	Brunansky..... .31
1991	Boggs..... .332	Boggs..... .93	Boggs..... .181	Boggs, Reed..... .42
1990	Boggs..... .302	Boggs, Burks..... .89	Boggs..... .187	Reed..... *45
1989	Boggs..... .330	Boggs..... **113	Boggs..... .205	Boggs..... *51
1988	Boggs..... *.366	Boggs..... .128	Boggs..... .214	Boggs..... *45
1987	Boggs..... *.363	Evans..... .109	Boggs..... .200	Boggs..... .40
1986	Boggs..... *.357	Boggs..... .107	Boggs..... .207	Boggs..... .47
1985	Boggs..... *.368	Evans..... .110	Boggs..... *240	Buckner..... .46
1984	Boggs..... .325	Evans..... *121	Boggs..... .203	Evans..... .37
1983	Boggs..... *.361	Boggs..... .100	Boggs..... .210	Boggs..... .44
1982	Rice..... .309	Evans..... .122	Evans, Remy..... .178	Evans..... .37
1981	Lansford..... *.336	Evans..... .84	Lansford..... .134	Lansford..... .23
1980	Rice..... .294	Burleson..... .89	Burleson..... .179	Evans..... .37
1979	Lynn..... *.333	Rice..... .117	Rice..... .201	Lynn..... .42
1978	Rice..... .315	Rice..... .121	Rice..... *213	Fisk..... .39
1977	Rice..... .320	Fisk..... .106	Rice..... .206	Burleson..... .36
1976	Lynn..... .314	Fisk, Lynn..... .76	Rice..... .164	Evans..... .34
1975	Lynn..... .331	Lynn..... *103	Lynn..... .175	Lynn..... *47
1974	Yastrzemski..... .301	Yastrzemski..... *93	Yastrzemski..... .155	Yastrzemski..... .25
1973	Yastrzemski..... .296	T. Harper..... .92	Yastrzemski..... .160	Cepeda, Yastrzemski..... .25
1972	Fisk..... .293	T. Harper..... .92	T. Harper..... .141	T. Harper..... .29
1971	R. Smith..... .283	R. Smith..... .85	R. Smith..... .175	R. Smith..... *33
1970	Yastrzemski..... .329	Yastrzemski..... *125	Yastrzemski..... .186	R. Smith..... .32
1969	R. Smith..... .309	Yastrzemski..... .96	R. Smith..... .168	Petrocelli..... .32
1968	Yastrzemski..... *.301	Yastrzemski..... .90	Yastrzemski..... .162	R. Smith..... *37
1967	Yastrzemski..... *.326	Yastrzemski..... *112	Yastrzemski..... *189	Yastrzemski..... .31
1966	Yastrzemski..... .278	Foy..... .97	Yastrzemski..... .165	Yastrzemski..... *39
1965	Yastrzemski..... .312	T. Conigliaro..... .82	Yastrzemski..... .154	Yastrzemski..... *45
1964	Bressoud..... .293	Bressoud..... .86	Stuart..... .168	Bressoud..... .41
1963	Yastrzemski..... *.321	Yastrzemski..... .91	Yastrzemski..... *183	Yastrzemski..... *40
1962	Runnels..... *.326	Yastrzemski..... .99	Yastrzemski..... .191	Yastrzemski..... .43
1961	Malzone..... .266	Schilling..... .87	Schilling..... .167	Yastrzemski..... .31
1960	Runnels..... *.320	Runnels..... .80	Runnels..... .169	Malzone..... .30
1959	Runnels..... .314	Jensen..... .101	Runnels..... .176	Malzone..... .34
1958	T. Williams..... *.328	Runnels..... .103	Malzone..... .185	Runnels..... .32
1957	T. Williams..... *.388	Piersall..... .103	Malzone..... .185	Malzone..... .31
1956	T. Williams..... .345	Klaus, Piersall..... .91	Jensen..... .182	Piersall..... *40
1955	Goodman..... .294	Goodman..... .100	Goodman..... .176	Goodman..... .31
1954	T. Williams..... .345	T. Williams..... .93	Jensen..... .160	3 tied..... .25
1953	Goodman..... .313	Piersall..... .76	Goodman..... .161	Kell..... .41
1952	Goodman..... .306	DiMaggio..... .81	Goodman..... .157	Goodman..... .27
1951	T. Williams..... .318	DiMaggio..... *113	DiMaggio..... .189	DiMaggio, Goodman..... .34
1950	Goodman..... *.354	DiMaggio..... *131	DiMaggio..... .193	V. Stephens..... .34
1949	T. Williams..... .343	T. Williams..... *150	T. Williams..... .194	T. Williams..... *39
1948	T. Williams..... *.369	DiMaggio..... .127	T. Williams..... .188	T. Williams..... *44
1947	T. Williams..... *.343	T. Williams..... *125	Pesky..... .207	T. Williams..... .40
1946	T. Williams..... .342	T. Williams..... *142	Pesky..... *208	Pesky..... .43

Batting  
Records

## Annual Batting Leaders, Continued

Year	Batting Average	Runs	Hits	Doubles
1945	B. Johnson..... .280	Lake..... 81	B. Johnson..... 148	Newsome..... 30
1944	Doerr..... .325	B. Johnson..... 106	B. Johnson..... 170	B. Johnson..... 40
1943	Fox..... .288	Doerr..... 78	Doerr..... 163	Doerr..... 32
1942	T. Williams..... * .356	T. Williams..... * 141	Pesky..... * 205	DiMaggio..... 36
1941	T. Williams..... * .406	T. Williams..... * 135	T. Williams..... 185	Cronin..... 38
1940	T. Williams..... .344	T. Williams..... * 134	Cramer..... ** 200	T. Williams..... 43
1939	Fox..... .360	T. Williams..... 131	T. Williams..... 185	T. Williams..... 44
1938	Fox..... * .349	Fox..... 139	Vosmik..... * 201	Cronin..... * 51
1937	Chapman..... .307	Fox..... 111	Cronin..... 175	Cronin..... 40
1936	Fox..... .338	Fox..... 130	Fox..... 198	McNair..... 36
1935	R. Johnson..... .315	Almada..... 85	Almada..... 176	Cronin..... 37
1934	Werber..... .321	Werber..... 129	Werber..... 200	R. Johnson..... 43
1933	R. Johnson..... .313	R. Johnson..... 88	R. Johnson..... 151	Cooke..... 35
1932	Alexander..... + .372	R. Johnson..... 70	Jolley..... 164	Pickering..... 28
1931	Webb..... .333	Webb..... 96	Webb..... 196	Webb..... * 67
1930	Webb..... .323	Oliver..... 86	Oliver..... 189	Regan..... 35
1929	Rothrock..... .300	Rothrock..... 70	Scarritt..... 159	Todt..... 38
1928	Myer..... .313	Flagstead..... 84	Myer..... 168	Flagstead..... 41
1927	Tobin..... .310	Flagstead..... 63	Myer..... 135	Regan..... 37
1926	Rigney..... .270	Rigney..... 71	Todt..... 153	Jacobson..... 36
1925	I. Boone..... .330	Flagstead..... 84	Flagstead..... 160	Flagstead..... 38
1924	I. Boone..... .337	Flagstead..... 106	Wambsganss..... 174	Wambsganss..... 41
1923	J. Harris..... .335	Burns..... 91	Burns..... 181	Burns..... 47
1922	J. Harris..... .316	Pratt..... 73	Pratt..... 183	Pratt..... 44
1921	Pratt..... .324	Leibold..... 88	McInnis..... 179	Pratt..... 36
1920	Hooper..... .312	Hooper..... 91	Hooper..... 167	Hooper, Schang..... 30
1919	Ruth..... .322	Ruth..... * 103	E. Scott..... 141	Ruth..... 34
1918	Hooper..... .289	Hooper..... 81	Hooper..... 137	Hooper, Ruth..... 26
1917	Du. Lewis..... .302	Hooper..... 89	Du. Lewis..... 167	Du. Lewis..... 29
1916	Gardner..... .308	Hooper..... 75	Hooper..... 156	Lewis, Walker..... 29
1915	Speaker..... .322	Speaker..... 108	Speaker..... 176	Du. Lewis..... 31
1914	Speaker..... .338	Speaker..... 100	Speaker..... * 193	Speaker..... * 46
1913	Speaker..... .365	Hooper..... 100	Speaker..... 190	Speaker..... 35
1912	Speaker..... .383	Speaker..... 136	Speaker..... 222	Speaker..... * 53
1911	Speaker..... .334	Hooper..... 93	Speaker..... 167	Speaker..... 34
1910	Speaker..... .340	Speaker..... 92	Speaker..... 183	Du. Lewis..... 29
1909	Lord..... .311	Lord..... 86	Speaker..... 168	Speaker..... 26
1908	Gessler..... .308	McConnell..... 77	Lord..... 145	Lord..... 15
1907	Congalton..... .286	D. Sullivan..... 73	Congalton..... 142	Ferris..... 25
1906	Grimshaw..... .290	Parent..... 67	C. Stahl..... 170	Ferris..... 25
1905	J. Collins..... .276	Burkett..... 78	Burkett..... 147	J. Collins..... 25
1904	Parent..... .291	Collins, Parent..... 85	Parent..... 172	J. Collins..... 33
1903	Dougherty..... .331	Dougherty..... * 107	Dougherty..... * 195	Freeman..... 39
1902	Dougherty..... .342	C. Stahl..... 92	Freeman..... 174	Freeman..... 38
1901	Freeman..... .339	J. Collins..... 109	J. Collins..... 185	J. Collins..... 42

\* led league \*\* tied for league lead + led league at .367 with BOS and DET



**Ted Williams set a club record with his .406 batting average in 1941, still the last time any major leaguer hit .400.**

# Annual Batting Leaders, Continued

Year	Triples	Home Runs	Runs Batted In	Stolen Bases
2015	Betts .....8	Ortiz .....37	Ortiz .....108	Betts .....21
2014	Holt .....5	Ortiz .....35	Ortiz .....104	Holt .....12
2013	Drew, Ellsbury .....8	Ortiz .....30	Ortiz .....103	Ellsbury .....*52
2012	Pedroia .....3	Saltalamacchia .....25	Gonzalez .....86	Pedroia .....50
2011	Crawford .....7	Ellsbury .....32	Gonzalez .....117	Ellsbury .....39
2010	Youkilis .....5	Ortiz .....32	Beltre, Ortiz .....102	Kalish .....10
2009	Ellsbury .....**10	Bay .....36	Bay .....119	Ellsbury .....*70
2008	Ellsbury .....7	Youkilis .....29	Youkilis .....115	Ellsbury .....*50
2007	Crisp .....7	Ortiz .....35	Lowell .....120	Lugo .....33
2006	7 tied .....2	Ortiz .....*54	Ortiz .....*137	Crisp .....22
2005	Damon .....6	Ortiz .....47	Ortiz .....*148	Damon .....18
2004	Damon .....6	Ramirez .....*43	Ortiz .....139	Damon .....19
2003	GarciaParra .....13	Ramirez .....37	GarciaParra .....105	Damon .....30
2002	Damon .....*11	Ramirez .....33	GarciaParra .....120	Damon .....31
2001	O'Leary .....6	Ramirez .....41	Ramirez .....125	Everett .....9
2000	T. Nixon .....8	Everett .....34	Everett .....108	Everett .....11
1999	Offerman .....11	O'Leary .....28	GarciaParra .....104	Offerman .....18
1998	GarciaParra, O'Leary .....8	Vaughn .....40	GarciaParra .....122	Da. Lewis .....29
1997	GarciaParra .....*11	Vaughn .....35	GarciaParra .....98	GarciaParra .....22
1996	O'Leary .....5	Vaughn .....44	Vaughn .....143	Frye .....18
1995	O'Leary .....6	Vaughn .....39	Vaughn .....**126	Valentin .....20
1994	S. Cooper .....4	Vaughn .....26	Vaughn .....82	O. Nixon .....42
1993	Greenwell .....6	Vaughn .....29	Vaughn .....101	Fletcher .....16
1992	Boggs .....4	Brunansky .....15	Brunansky .....74	Reed .....7
1991	Greenwell .....6	J. Clark .....28	J. Clark .....87	Greenwell .....15
1990	Burks .....8	Burks .....21	Burks .....89	Burks .....9
1989	Boggs .....7	Esasky .....30	Esasky .....108	Burks .....21
1988	Greenwell .....8	Greenwell .....22	Greenwell .....119	Burks .....25
1987	Owen .....7	Evans .....34	Evans .....123	Burks .....27
1986	Armas, Barrett .....4	Baylor .....31	Rice .....110	Barrett .....15
1985	Armas, Gedman .....5	Evans .....29	Buckner .....110	Buckner .....18
1984	Evans .....8	Armas .....*43	Armas .....*123	Gutierrez .....12
1983	Boggs .....7	Rice .....*39	Rice .....**126	Remy .....11
1982	Evans .....7	Evans .....32	Evans .....98	Remy .....16
1981	Evans .....4	Evans .....**22	Evans .....71	Lansford .....15
1980	Rice .....6	T. Perez .....25	T. Perez .....105	Remy .....14
1979	Hobson .....7	Lynn, Rice .....39	Rice .....130	Remy .....14
1978	Rice .....*15	Rice .....*46	Rice .....*139	Remy .....30
1977	Rice .....15	Rice .....*39	Rice .....114	Burleson .....13
1976	Lynn, Rice .....8	Rice .....25	Yastrzemski .....102	Burleson, Lynn .....14
1975	Lynn .....7	Rice .....22	Lynn .....105	Lynn, Rice .....10
1974	Evans .....8	Petrocelli, Yastrzemski ... 15	Yastrzemski .....79	T. Harper .....28
1973	R. Miller .....7	Fisk .....26	Yastrzemski .....95	T. Harper .....*54
1972	Fisk .....*9	Fisk .....22	Petrocelli .....75	T. Harper .....25
1971	Kennedy .....5	R. Smith .....30	R. Smith .....96	Griffin, Smith .....11
1970	R. Smith .....7	Yastrzemski .....40	T. Conigliaro .....116	Yastrzemski .....23
1969	R. Smith .....7	Petrocelli, Yastrzemski ... 40	Yastrzemski .....111	Yastrzemski .....15
1968	R. Smith .....5	Harrelson .....35	Harrelson .....*109	Foy .....26
1967	G. Scott .....7	Yastrzemski .....**44	Yastrzemski .....*121	R. Smith .....16
1966	Foy .....8	T. Conigliaro .....28	T. Conigliaro .....93	Tartabull .....11
1965	L. Green .....6	T. Conigliaro .....*32	Mantilla .....92	L. Green, Jones .....8
1964	Yastrzemski .....9	Stuart .....33	Stuart .....114	Jones, Yastrzemski .....6
1963	Clinton .....7	Stuart .....42	Stuart .....*118	Geiger .....9
1962	Clinton .....**10	Malzone .....21	Malzone .....95	Geiger .....18
1961	Geiger, Yastrzemski ... 6	Geiger .....18	Malzone .....87	Geiger .....16
1960	Buddin, Clinton .....5	T. Williams .....29	Wertz .....103	Runnels, Stephens .....5
1959	Runnels .....5	Jensen .....28	Jensen .....*112	Jensen .....20
1958	Piersall, Runnels .....6	Jensen .....35	Jensen .....*122	Piersall .....12
1957	Malzone, Piersall .....5	T. Williams .....38	Jensen, Malzone .....103	Piersall .....14
1956	Jensen .....**11	T. Williams .....24	Jensen .....97	Jensen .....11
1955	Jensen .....6	T. Williams .....28	Jensen .....**116	Jensen .....16
1954	Agganis .....8	T. Williams .....29	Jensen .....117	Jensen .....*22
1953	Piersall .....9	Gernert .....21	Kell .....73	Piersall .....11
1952	Evers, Vollmer .....4	Gernert .....19	Gernert .....67	Throneberry .....16
1951	Pesky .....6	T. Williams .....30	T. Williams .....126	Goodman .....7
1950	DiMaggio, Doerr .....**11	Dropo .....34	Dropo, Stephens .....**144	DiMaggio .....*15
1949	Doerr .....9	T. Williams .....*43	Stephens, Williams .....159	DiMaggio .....9
1948	V. Stephens .....8	V. Stephens .....29	V. Stephens .....137	DiMaggio .....10
1947	Doerr .....10	T. Williams .....*32	T. Williams .....*114	Pesky .....12
1946	Doerr .....9	T. Williams .....38	T. Williams .....123	DiMaggio .....10

Batting Records



## Annual Batting Leaders, Continued

Year	Triples	Home Runs	Runs Batted In	Stolen Bases
1945	Johnson, McBride.....7	B. Johnson ..... 12	B. Johnson..... 74	Metkovich ..... 19
1944	Doerr.....10	B. Johnson ..... 17	B. Johnson..... 106	Metkovich ..... 13
1943	Lupien.....9	Doerr.....16	Tabor..... 85	Fox ..... 22
1942	Pesky.....9	T. Williams ..... *36	T. Williams..... *137	DiMaggio ..... 16
1941	Finney.....10	T. Williams ..... *37	T. Williams..... 120	Tabor ..... 17
1940	Finney.....15	Foxx ..... 36	Foxx ..... 119	Tabor ..... 14
1939	T. Williams.....11	Foxx..... *35	T. Williams..... *145	Tabor ..... 16
1938	Foxx .....9	Foxx ..... 50	Foxx ..... *175	Chapman..... 13
1937	Chapman, Cramer.....11	Foxx ..... 36	Foxx ..... 127	Chapman..... 27
1936	Foxx, Kroner.....8	Foxx.....41	Foxx ..... 143	Werber ..... 23
1935	Cronin.....14	Werber..... 14	Cronin ..... 95	Werber ..... *29
1934	Johnson, Werber .....10	Werber..... 11	R. Johnson ..... 119	Werber ..... *40
1933	Cooke ..... 10	R. Johnson..... 10	R. Johnson ..... 95	Werber ..... 15
1932	Olson .....6	Jolley ..... 18	Jolley..... 99	R. Johnson ..... 13
1931	Oliver .....5	Webb ..... 14	Webb ..... 103	Rothrock ..... 13
1930	Regan.....10	Webb ..... 16	Webb ..... 66	Oliver, Reeves ..... 6
1929	Scarritt .....17	Rothrock..... 6	Scarritt ..... 71	Rothrock..... 23
1928	Taitt.....14	Todt ..... 12	Regan ..... 75	Myer..... *30
1927	Myer .....11	Todt ..... 6	Flagstead ..... 69	Flagstead..... 12
1926	Todt.....12	Todt ..... 7	Jacobson, Todt ..... 69	Haney ..... *13
1925	Todt.....13	Todt ..... 11	Todt ..... 75	Ezzell, Prothro ..... 9
1924	Harris, Veach .....9	I. Boone..... 13	Veach.....99	Wambsganss ..... 14
1923	J. Harris .....11	J. Harris..... 13	Burns ..... 82	McMillan ..... 13
1922	J. Harris .....9	Burns ..... 12	Pratt ..... 86	Menosky..... 9
1921	S. Collins .....9	Pratt ..... 5	Pratt ..... 102	S. Collins..... 15
1920	Hooper .....17	Hooper..... 7	Hendryx ..... 73	Menosky..... 23
1919	Ruth ..... 12	Ruth ..... *29	Ruth ..... *114	Hooper ..... 23
1918	Hooper .....13	Ruth..... **11	Ruth ..... 66	Hooper ..... 24
1917	Hooper .....11	Hooper ..... 3	Du. Lewis ..... 65	Hooper ..... 21
1916	Hooper, Walker.....11	3 tied..... 3	Gardner ..... 62	Hooper ..... 27
1915	Hooper .....13	Ruth ..... 4	Du. Lewis ..... 76	Speaker ..... 29
1914	Gardner .....19	Speaker..... 4	Speaker ..... 90	Speaker ..... 42
1913	Speaker .....22	Hooper..... 4	Du. Lewis ..... 90	Speaker ..... 46
1912	Gardner.....18	Speaker..... *10	Du. Lewis ..... 109	Speaker ..... 52
1911	Speaker .....13	Speaker..... 8	Du. Lewis ..... 86	Hooper ..... 38
1910	J. Stahl .....16	J. Stahl ..... *10	J. Stahl ..... 77	Hooper ..... 40
1909	Speaker .....13	Speaker..... 7	Speaker ..... 77	Lord..... 36
1908	Gessler.....14	Gessler..... 3	Gessler ..... 63	McConnell ..... 31
1907	Unglaub .....13	Ferris..... 4	Unglaub ..... 62	He. Wagner..... 20
1906	Ferris .....13	C. Stahl..... 4	C. Stahl ..... 51	Parent ..... 16
1905	Ferris .....16	Ferris..... 6	J. Collins ..... 65	Parent ..... 25
1904	Freeman, Stahl .....19	Freeman..... 7	Freeman ..... 84	Parent ..... 20
1903	Freeman.....20	Freeman..... *13	Freeman ..... *104	Dougherty ..... 35
1902	Freeman.....19	Freeman..... 11	Freeman ..... *121	C. Stahl ..... 24
1901	Collins, Stahl.....16	Freeman..... 12	Freeman ..... 114	Dowd ..... 33



**David Ortiz led the AL and set a club single-season mark with 54 homers in 2006.**

# Miscellaneous Batting

## 200-Hit Seasons

RANK/PLAYER	HITS, YEAR	RANK/PLAYER	HITS, YEAR	RANK/PLAYER	HITS, YEAR
1. Boggs.....	*240, 1985	9. Garciaparra.....	*209, 1997	18. Boggs.....	203, 1984
2. Speaker.....	222, 1912	10. Pesky.....	*208, 1946	19. Buckner.....	201, 1985
3. Boggs.....	214, 1988	11. Vaughn.....	207, 1996	Rice.....	201, 1979
4. Gonzalez.....	+213, 2011	Boggs.....	207, 1986	Vosmik.....	201, 1938
<b>Pedroia</b> .....	+213, 2008	Pesky.....	*207, 1947	22. Boggs.....	200, 1987
Rice.....	*213, 1978	14. Rice.....	206, 1977	Rice.....	200, 1986
7. Ellsbury.....	212, 2011	15. Vaughn.....	205, 1998	Cramer.....	+200, 1940
8. Boggs.....	210, 1983	Boggs.....	205, 1989	Werber.....	200, 1934
*led league	+tied for league lead	Pesky.....	*205, 1942		

## 20-Game Hitting Streaks

RANK/PLAYER	G	YEAR(S)	RANK/PLAYER	G	YEAR(S)	RANK/PLAYER	G	YEAR(S)
1. DiMaggio	34	1949	Metkovich	25	1944	29. Garciaparra	21	2000-01
2. Garciaparra	30	1997	16. Garciaparra	24	1998	Greenwell	21	1989
Speaker	30	1912	17. Youkilis	23	2007	Rice	21	1980
4. Damon	29	2005	Bressoud	23	1963-64	Doerr	21	1943
5. Boggs	28	1985	T. Williams	23	1941	33. Walker	20	2003
6. <b>D. Ortiz</b>	27	2012-13	Myer	23	1928	Boggs	20	1986
Ramirez	27	2006	Burns	23	1922	Easley	20	1984
DiMaggio	27	1951	Pratt	23	1922	Lynn	20	1979
9. Garciaparra	26	2003	23. Ellsbury	22	2009	Lynn	20	1975
Pesky	26	1947	Ramirez	22	2002-03	Jolley	20	1932
Freeman	26	1902	Jefferson	22	1997	Boone	20	1925
12. <b>Pedroia</b>	25	2011	Doyle	22	1975	Ruth	20	1919
V. Martinez	25	2009	DiMaggio	22	1942	Speaker	20	1912
Boggs	25	1987	Speaker	22	1913	Speaker	20	1912

## Career Pinch-Hit Leaders

Rank/Player	H	Rank/Player	H	Rank/Player	H
1. D. Jones.....	55	8. Rothrock.....	27	13. Geiger.....	22
2. R. Miller.....	49	9. G. Stephens.....	24	14. L. Green.....	21
3. R. Nixon.....	43	10. Finney.....	23	15. Spence.....	20
4. T. Williams.....	33	Gedman.....	23	Tartabull.....	20
5. Cronin.....	29	P. Green.....	23		
Henricksen.....	29				
Varitek.....	29				

## Hitting for the Cycle

PLAYER	DATE/OPP.	PLAYER	DATE/OPP.
Brock Holt.....	6/16/2015 vs. ATL	Ted Williams.....	7/21/1946 (G2) vs. STL
John Valentin.....	6/6/1996 vs. CWS	Bob Johnson.....	7/6/1944 vs. DET
Scott Cooper.....	4/12/1994 at KC	Bobby Doerr.....	5/17/1944 (G2) vs. STL
Mike Greenwell.....	9/14/1988 vs. BAL	Leon Culberson.....	7/3/1943 at CLE
Rich Gedman.....	9/18/1985 vs. TOR	Joe Cronin.....	8/2/1940 at DET
Dwight Evans.....	6/28/1984 vs. SEA (11)	Julius Solters.....	8/19/1934 (G1) at DET
Fred Lynn.....	5/13/1980 vs. MIN	Roy Carlyle.....	7/21/1925 (G1) at CWS
Bob Watson.....	9/15/1979 at BAL	Tris Speaker.....	6/9/1912 at STL
Carl Yastrzemski.....	5/14/1965 vs. DET (10)	Patsy Dougherty.....	7/29/1903 vs. NY
Lu Clinton.....	7/13/1962 at KCA (15)*	Buck Freeman.....	6/21/1903 at CLE
Bobby Doerr.....	5/13/1947 vs. CWS		

\*Hit for cycle in 9 innings

NOTE: 20 Red Sox have hit for the cycle. Bobby Doerr is the only player to do it twice.

## Pitchers Batting Since DH Rule (Non-Interleague Games)

DATE/OPP.	PITCHER	RESULT	DATE/OPP.	PITCHER	RESULT
8/12/2012 at CLE	Clayton Mortensen	SO (swing)	8/13/1985 vs. KC	Tim Lollar-PH	Line out (L-5)
7/31/2000 at SEA	Hipolito Pichardo	SO (called)	7/29/1980 at KC	Dick Drago	Ground out (6-3)
6/28/2000 vs. BAL	Tim Wakefield-PH	Sac. bunt	7/25/1979 vs. OAK	Joel Finch	Fly out (F-9)
6/28/2000 vs. BAL	Pete Schourek-PH	Single CF	7/5/1976 vs. CHW	Luis Tiant	SO (swinging)
5/13/2000 at BAL	Derek Lowe	SO (called)	6/17/1976 at OAK	Dick Pole	Ground out (1-3)
4/22/1998 at DET	Tim Wakefield-PH	Sac. bunt	5/21/1976 at NYY	Jim Willoughby	Fly out (F-8)
5/23/1996 vs. SEA	Roger Clemens	Single CF	7/12/1975 vs. TEX	Luis Tiant	Fly out (F-9)
8/12/1986 at KC (G2)	Tim Lollar-PH	Single CF			

# RBI History

## Most Career 100-RBI Seasons

No.	PLAYER	YEARS	No.	PLAYER	YEARS	No.	PLAYER	YEARS
9	Ortiz	2003-07, 10, 13-15	6	Foxx	1936-41	4	Evans	1984, 87-89
9	T. Williams	1939-42, 46-49, 51	5	Yastrzemski	1967, 69-70, 76-77	3	V. Stephens	1948-50
8	Rice	1975, 77-79, 83-86	5	Jensen	1954-55, 57-59	3	Cronin	1937, 39-40
6	Ramirez	2001-06	4	Garciparra	1998-99, 2002-03	3	Freeman	1901-03
6	Doerr	1940, 42, 46, 48-50	4	Vaughn	1993, 95-96, 98			

## Game-Winning RBI Leaders (Since 1979)

Year	Player	RBI	Year	Player	RBI	Year	Player	RBI
1979	Lynn	13	1992	Brunansky	13	2005	Ortiz	21
1980	T. Perez	9	1993	Dawson	16	2006	Ortiz	18
1981	Yastrzemski	10	1994	Naehring	7	2007	Ramirez	17
1982	Rice	15	1995	Valentin	10	2008	Drew	11
1983	Rice	14	1996	Vaughn	12	2009	Bay, Lowell, Ortiz	12
1984	Rice	17	1997	Garciparra	13	2010	Ortiz	13
1985	Evans	13	1998	Garciparra	20	2011	Gonzalez	17
1986	Baylor	13	1999	O'Leary	14	2012	Gonzalez	11
1987	Boggs	15	2000	Garciparra	18	2013	Napoli, Pedroia	12
1988	Greenwell	*23	2001	Ramirez	16	2014	Napoli	9
1989	Burks	12	2002	Garciparra	16	2015	Bogaerts, Ortiz	12
1990	Burks	17	2003	Ortiz	16			
1991	Clark, Greenwell	14	2004	Ortiz, Ramirez	17			

NOTE: A uniform GWRBI rule was adopted by both leagues in 1979 as "the RBI that gives a team a lead it never relinquishes." Discontinued as an official stat after the 1988 season, the Red Sox still use the 1979 rule.

## Game-Tying and Go-Ahead RBI Leaders (Since 1972)

Year	Player	RBI	Year	Player	RBI	Year	Player	RBI
1972	Yastrzemski	34	1987	Boggs	39	2002	Ramirez	30
1973	Cepeda	27	1988	Greenwell	44	2003	Ortiz	34
1974	Yastrzemski	30	1989	Greenwell	31	2004	Ortiz	43
1975	Rice	43	1990	Burks	30	2005	Ortiz	48
1976	Yastrzemski	40	1991	Greenwell	27	2006	Ortiz	55
1977	Rice	43	1992	Brunansky	26	2007	Ortiz	47
1978	Rice	58	1993	Greenwell	28	2008	Ortiz, Ramirez	26
1979	Lynn	50	1994	Vaughn	23	2009	Bay	37
1980	T. Perez	34	1995	Vaughn	32	2010	Ortiz	45
1981	Evans	27	1996	Vaughn	42	2011	Gonzalez	37
1982	Evans	36	1997	Garciparra	41	2012	Gonzalez	30
1983	Rice	49	1998	Vaughn	39	2013	Pedroia	35
1984	Rice	43	1999	O'Leary	35	2014	Ortiz	30
1985	Buckner	36	2000	Garciparra	38	2015	Ortiz	33
1986	Rice	40	2001	Ramirez	47			

NOTE: The only Red Sox with 40 G-T and G-A RBI who did not lead the team: Jim Rice in 1979 (41), Manny Ramirez in 2004 (41).

## Most Consecutive Games with RBI (Since 1914)

PLAYER	GAMES	RBI	YEAR	DATES
Ted Williams	12	18	1942	8/31-9/13
Joe Cronin	12	19	1939	6/27-7/9
Ted Williams	11	21	1950	5/30 (G1)-6/10
Manny Ramirez	10	12	2002	9/14-24
Dwight Evans	10	18	1989	9/15-26
Butch Hobson	10	21	1978	4/14-23
Mike Higgins	10	16	1938	8/30-9/6
Joe Cronin	10	14	1935	8/7 (G1)-17 (G1)
Roy Johnson	10	16	1934	7/6-16 (G2)
Joe Harris	10	13	1924	5/14-24

## Red Sox Most RBI in One Game

RBI	PLAYER	DATE	OPP.	RBI	PLAYER	DATE	OPP.
10	Nomar Garciparra	5/10/1999	vs. SEA	9	Jackie Jensen	8/2/1956	at DET
10	Fred Lynn	6/18/1975	at DET	9	Jim Tabor	7/4/1939	at PHA (G2)
10	Norm Zauchin	5/27/1955	vs. WAS	8	Nomar Garciparra	7/23/2002	vs. TB (G1)
10	Rudy York	7/27/1946	at STL	8	Bobby Doerr	6/8/1950	vs. STL
9	Bill Mueller	7/29/2003	at TEX	8	Ted Williams	7/14/1946	vs. CLE (G1)
9	Mike Greenwell*	9/2/1996	at SEA (10)	8	Jimmie Foxx	9/7/1938	vs. NYY (6)

\*ML record for a player who drove in all his team's runs in a single game

## RBI History, Continued

### Red Sox 30-RBI Months (Since 1970)

YEAR	MONTH	PLAYER	RBI	GAMES PLAYED
2011	May	Adrian Gonzalez	31	29
2009	May	Jason Bay	30	28
2006	July	David Ortiz	35	26
2005	Aug.	David Ortiz	30	26
2004	June	David Ortiz	31	25
2002	Sept.	Manny Ramirez	30	27
2001	April	Manny Ramirez	31	25
1999	May	Nomar Garciaparra	33	27
1998	July	Nomar Garciaparra	33	27
1995	Aug.	John Valentin	31	29
1992	July	Tom Brunansky	32	27
1989	Aug.	Nick Esasky	35	33
1988	June	Mike Greenwell	31	26
1987	Aug.	Dwight Evans	31	27
1984	June	Tony Armas	30	29
1983	Aug.	Jim Rice	32	31
1980	Sept.	Jim Rice	31	29
1978	Aug.	Jim Rice	33	29
1978	May	Jim Rice	33	30
1977	Sept.	Carlton Fisk	35	29
1975	June	Fred Lynn	32	31
1973	Sept.	Carl Yastrzemski	30	28
1970	Sept.	Tony Conigliaro	32	29

NOTE: Ted Williams holds the club record for RBI in a month with 41 in May 1942 (28 G). He also had 40 RBI in June 1950 (29 G). Clyde Vollmer is the only other Red Sox player to reach 40 in a month with 40 in July 1951 (29 G).

## Multiple-Run Innings/Games

### 10-Run Innings

RUNS	OPPONENT	DATE	INNING	SCORE
17	Detroit	6/18/1953	7	23-3
14	Florida	6/27/2003	1	25-8
14	Philadelphia	7/4/1948	7	19-5
12	Cleveland	5/7/2009	6	13-3
12	at Cleveland	8/21/1986	6	24-5
12	Baltimore	8/10/1965	5	15-5 (G1)
12	Chicago	5/4/1962	5	13-6
12	at Washington	8/4/1945	4	15-4 (G2)
12	at Detroit	7/25/1936	5	18-3
12	Detroit	5/6/1934	4	14-4
11	Chicago (AL)	6/26/1999	1	17-1
11	at NY Yankees	5/31/1998	3	13-7
11	Baltimore	6/8/1977	2	14-5
11	at Detroit	6/23/1952	4	12-6
11	Chicago	7/14/1950	3	13-1
11	Philadelphia	4/30/1950	4	19-0
11	St. Louis	8/25/1940	6	17-3
11	Philadelphia	7/5/1936	2	16-2 (G1)
11	Philadelphia	8/13/1933	1	19-10
11	St. Louis	5/12/1928	3	15-2
10	San Diego	6/20/2011	7	14-5
10	Texas	8/12/2008	1	19-17
10	Tampa Bay	7/23/2002	3	22-4 (G1)
10	at Toronto	6/21/1994	1	13-1
10	Texas	7/30/1991	3	11-6
10	at Kansas City A's	8/26/1957	7	16-0
10	Chicago	7/26/1949	8	11-2
10	Washington	9/27/1940	4	24-4
10	Detroit	9/21/1937	5	12-7
10	at Detroit	7/11/1929	6	15-8
10	Philadelphia	4/19/1924	2	12-0
10	at Philadelphia	5/2/1901	3	23-12

## Multiple-Run Innings/Games, Continued

### Most Runs by Inning

INN.	RUNS	OPP.	DATE	SCORE	INN.	RUNS	OPP.	DATE	SCORE
1st	14	vs. FLA	6/27/2003	25-8	5th	12	vs. BAL	8/10/1965 (G1)	15-5
2nd	11	vs. BAL	6/8/1977	14-5	12	vs. CWS	5/4/1962		13-6
	11	vs. PHA	7/5/1936 (G1)	16-2	12	at DET	7/25/1936		18-3
3rd	11	at NYY	5/31/1998	13-7	6th	12	vs. CLE	5/7/2009	13-3
	11	vs. CWS	7/14/1950	13-1	12	at CLE	8/21/1986		24-5
	11	vs. STL	5/12/1928	15-2	7th	17	vs. DET	6/18/1953	23-3
4th	12	at WAS	8/4/1945 (G2)	15-4	8th	10	vs. CWS	7/26/1949	11-2
	12	vs. DET	5/6/1934	14-4	9th	9	at NYY	4/30/1906	13-4
					9	at MIL	6/2/1901		13-2
					10th*	9	at CWS	7/8/1973 (G2)	11-2

\* Team extra-inning record

### 20-Run Games

SCORE	DATE	OPP.	WINNER	SCORE	DATE	OPP.	WINNER
29-4	6/8/1950	vs. STL	Chuck Stobbs	22-11	4/12/1994	at KC	Danny Darwin
25-8	6/27/2003	vs. FLA	Byung-Hyun Kim	22-14	6/29/1950	at PHA	Al Papi
24-5	8/21/1986	at CLE	Oil Can Boyd	21-11	8/30/1970 (G1)	at CWS	Ken Brett
24-4	9/27/1940	vs. WAS	Fritz Ostermueller	21-2	6/24/1949	vs. STL	Ellis Kinder
23-7	10/10/1999*	vs. CLE	Rich Garces	21-8	5/29/1912 (G1)	vs. WAS	Joe Wood
23-3	6/18/1953	vs. DET	Ellis Kinder	20-4	9/4/2013	vs. DET	Ryan Dempster
23-12	5/2/1901	at PHA	Ted Lewis	20-6	9/6/1975	at MIL	Roger Moret
22-10	8/15/2015	vs. SEA	Wade Miley	20-10	5/31/1954 (G1)	vs. PHA	Tom Herrin
22-4	7/23/2002 (G1)	vs. TB	Tim Wakefield	20-4	6/7/1950	vs. STL	Joe Dobson

\* ALDS G4

### 20-Run Games by Red Sox Opponents

SCORE	DATE	OPP.	LOSER	SCORE	DATE	OPP.	LOSER
27-3	7/7/1923 (G1)	at CLE	Curt Fullerton	21-7	6/14/1969	vs. OAK	Ray Jarvis
24-6	5/1/1929	vs. PHA	Milt Gaston	21-7	6/26/1960 (G2)	at CWS	Tom Borland
24-4	9/28/1923	vs. NYY	Howard Ehmke	20-2	8/31/2012	at OAK	Aaron Cook
22-1	6/19/2000	vs. NYY	Brian Rose	20-11	8/21/2009	vs. NYY	Brad Penny
22-13	5/31/1970	vs. CWS	Gary Peters	20-2	6/20/1980	vs. CAL	Steve Renko
22-9	7/8/1902	vs. PHA	George Prentiss	20-8	7/7/1928 (G1)	vs. DET	Slim Harris
21-2	5/20/1994	at MIN	Joe Hesketh				

## Stolen Base History

### Red Sox with 25 or More Steals in a Season

Rank/Player	SB	Year	Rank/Player	SB	Year	Rank/Player	SB	Year
1. Ellsbury.....	*70	2009	17. Lugo.....	33	2007	33. Burks.....	27	1987
2. Harper.....	*54	1973	Dowd.....	33	1901	Chapman.....	27	1937
3. Ellsbury.....	*52	2008	19. Damon.....	31	2002	Hooper.....	27	1916
Speaker.....	52	1912	McConnell.....	31	1908	Gardner.....	27	1911
5. Ellsbury.....	*50	2008	21. Damon.....	30	2003	Niles.....	27	1909
6. Speaker.....	46	1913	Remy.....	30	1978	38. Pedroia.....	26	2011
7. O. Nixon.....	42	1994	Myer.....	*30	1928	Foy.....	26	1968
Speaker.....	42	1914	24. Da. Lewis.....	29	1998	Hooper.....	26	1913
9. Werber.....	*40	1934	Werber.....	*29	1935	He. Wagner.....	26	1910
Hooper.....	40	1910	Speaker.....	29	1915	McConnell.....	26	1909
11. Ellsbury.....	39	2011	Janvrin.....	29	1914	43. Burks.....	25	1988
12. Hooper.....	38	1911	Hooper.....	29	1912	Harper.....	25	1972
13. H. Lord.....	36	1909	C. Stahl.....	29	1901	Gardner.....	25	1912
14. Speaker.....	35	1910	30. Crisp.....	28	2007	Speaker.....	25	1911
Speaker.....	35	1909	Harper.....	28	1974	Parent.....	25	1905
Dougherty.....	35	1903	Engle.....	28	1913			

\*Led the AL

### 20-Homer, 20-Steal Seasons

YEAR	PLAYER	POS.	HR	SB	YEAR	PLAYER	POS.	HR	SB
2011	Jacoby Ellsbury	CF	32	39	1987	Ellis Burks	CF	20	27
2011	Dustin Pedroia	2B	21	26	1970	Carl Yastrzemski	1B	40	23
1997	Nomar Garciaparra	SS	30	22	1959	Jackie Jensen	RF	28	20
1995	John Valentin	SS	27	20	1954	Jackie Jensen	RF	25	22

NOTE: Jacoby Ellsbury is the only Red Sox player to reach 30 homers and 30 steals in a season (2011).

# Home Run Records

## Individual

MOST, Game	3, 26 times, last Will Middlebrooks, 4/7/2013 at TOR
MOST, Game at Fenway Park	3, 13 times, last Kevin Millar, 7/23/2004 vs. NYY
MOST, Game by Opponent	3, 23 times, last Mark Teixeira, 5/8/2010 vs. NYY
MOST CONSECUTIVE, Game	3, Kevin Millar, 7/23/2004 vs. NYY; Nomar Garciaparra, 7/23/2002 (G1) vs. TB; Mo Vaughn, 9/24/1996 vs. BAL; Tom Brunansky, 9/29/1990 vs. TOR; Ken Harrelson, 6/14/1968 at CLE
MOST, Doubleheader	4**, Jim Tabor, 7/4/1939 (G2) at PHA
MOST, Inning	2++, David Ortiz, 8/12/2008 vs. TEX (1st); Nomar Garciaparra, 7/23/2002 (G1) vs. TB (3rd); Ellis Burks, 8/27/1990 at CLE (4th); Bill Regan, 7/16/1928 at CWS (4th)
MOST, Consecutive Innings	3+, Nomar Garciaparra, 7/23/2002 (G1) vs. TB (3rd & 4th)
MOST CONSECUTIVE, At-Bats	4++, Ted Williams, 9/17-22, 1957
MOST GRAND SLAMS, Game	2++, Bill Mueller, 6/29/2003 at TEX; Nomar Garciaparra, 5/10/1999 vs. SEA; Rudy York, 7/27/1946 at STL; Jim Tabor, 7/4/1939 (G2) at PHA
MOST GRAND SLAMS, Consecutive Innings	2++, Bill Mueller, 6/29/2003 at TEX (7th & 8th)
GRAND SLAMS, Both Sides of Plate	+Bill Mueller, 6/29/2003 at TEX
MOST, Season	54, David Ortiz, 2006
MOST, Season by RH Batter	50, Jimmie Foxx, 1938
MOST, Season by Switch-Hitter	34, Carl Everett, 2000
MOST, Season at Fenway Park	35, Jimmie Foxx, 1938
MOST, Season at Fenway Park by LH Batter	28, Fred Lynn, 1979
MOST, Season at Fenway Park by Switch-Hitter	17, Carl Everett, 2000
MOST, Season on Road	32**, David Ortiz, 2006
MOST, Season by Rookie	34, Walt Dropo, 1950
MOST GRAND SLAMS, Season	4, Babe Ruth, 1919
MOST GRAND SLAMS, Lifetime	17, Ted Williams
MOST GRAND SLAMS, Rookie	2, Ryan Kalish, 2010; Bob Zupcic, 1992; Ellis Burks, 1987; Faye Throneberry, 1952; Walt Dropo, 1950; Jim Tabor, 1939; Ted Williams, 1939
MOST, One Month	14, David Ortiz, July 2006; Jackie Jensen, June 1958
MOST CONSECUTIVE GAMES WITH HR	5, Jose Canseco, 8/21-25/1995; George Scott, 6/14-19/1977; Dick Stuart, 6/11-16/1963; Ted Williams, 7/12-16/1957; Jimmie Foxx, 8/13-17/1940
MOST IN TWO CONSECUTIVE GAMES	5++, Nomar Garciaparra, 7/21-23 (G1)/2002; Carl Yastrzemski, 5/19-20/1976
MOST INSIDE-THE-PARK, Season	9, Hobe Ferris, 1903
MOST INSIDE-THE-PARK, Career	25, Tris Speaker
MOST LEADOFF, Season	7, Nomar Garciaparra, 1997
MOST LEADOFF, Career	10, Jacoby Ellsbury
MOST EXTRA INNINGS, Season	3, David Ortiz, 2014, 2003; Ted Williams, 1946
MOST EXTRA INNINGS, Career	13, Ted Williams
MOST PINCH HIT, Season	5*, Joe Cronin, 1943
MOST PINCH HIT, Career	7, Ted Williams
PINCH HIT, Both Games of DH	++Joe Cronin, 6/17/1943 vs. PHA
YOUNGEST PLAYER TO HIT HR	Jerry Moses, 18 years 289 days, 5/25/1965 vs. MIN (PH)
OLDEST PLAYER TO HIT HR	Carl Yastrzemski, 44 years 19 days, 9/10/1983 at CLE
HR IN FIRST ML PITCH SEEN	Daniel Nava, 6/12/2010 vs. PHI
HR IN FIRST ML PLATE APPEARANCE	Daniel Nava, 6/12/2010 vs. PHI; Eddie Pellagrini, 4/22/1946 vs. WAS; Lefty LeFebvre, 6/10/1938 vs. CWS
MOST MULTI-HR GAMES, Season	10, Jimmie Foxx, 1938
MOST 3+ HR GAMES, Season	2**, Ted Williams, 1957
MOST MULTI-HR GAMES, Career	48, David Ortiz
MOST LIFETIME	521, Ted Williams
MOST LIFETIME, at Fenway Park	248, Ted Williams
MOST SEASONS, 20 or More	16**, Ted Williams
MOST SEASONS, 30 or More	9, David Ortiz
MOST SEASONS, 40 or More	3, David Ortiz, Manny Ramirez, Carl Yastrzemski
MOST, First Two ML Games (HR each game)	2**, Sam Horn, 7/25-26/1987
MOST, Season vs. Opponent	12, Ted Williams vs. CWS, 1949; Jimmie Foxx vs. CLE, 1938
MOST, Season vs. Opponent at Fenway Park	9, Jimmie Foxx vs. CLE, 1938
MOST, Season vs. Opponent on Road	8, Jimmie Foxx vs. STL, 1939
MOST, Season by Opponent	11, Mickey Mantle, 1954 (NYY); Lou Gehrig, 1927 (NYY); Babe Ruth, 1927 (NYY)
MOST, Season by Opponent at Fenway Park	8, Babe Ruth, NYY, 1927
MOST, Season by Opponent vs. Red Sox on Road	7, Hal Trosky, CLE, 1936

## Home Run Records, Continued

### Club

MOST, Game .....	8, 9/4/2013 vs. DET; 7/4/1977 vs. TOR
MOST, Game on Road .....	7, 7/4/2003 at NYY; 7/24/1999 at DET
MOST, Inning.....	4, 11 times, last 5/20/2009 vs. TOR
MOST, Inning by Opponent .....	4, 10/1/2012 at NYY (2nd); 8/21/1997 at OAK (3rd); 5/17/1967 vs. BAL (7th)
MOST CONSECUTIVE, Inning .....	4+, 4/22/2007 vs. NYY (3rd)
MOST WITH 2 OUTS, Inning .....	4**, 4/22/2007 vs. NYY (3rd); 7/18/1998 at DET (4th)
MOST, Season Opener .....	5**, 4/6/2015 at PHI; 4/12/1965 vs. WAS
MOST, Season Opener, Both Clubs .....	7**, 4/12/1965 vs. WAS
MOST PLAYERS HOMERING IN GAME .....	7**, 9/4/2013 vs. DET
MOST PLAYERS HOMERING IN GAME, Both Clubs .....	9**, 9/15/2008 at TB; 5/22/1977 vs. MIL (G1); 5/17/1967 vs. BAL; 5/25/1965 vs. MIN
MOST PLAYERS, 2 or more HR.....	3+, 7/4/2003 at NYY; 6/8/1950 vs. STL
MOST, To start game .....	2, 7/27/2011 vs. KC (Ellsbury, <b>Pedroia</b> ) 7/21/1995 vs. MIN (O'Leary, Valentin); 9/5/1985 vs. CLE (G1) (Evans, Boggs); 6/17/1977 vs. NYY (Burlleson, Lynn); 6/20/1973 at MIL (Miller, R. Smith); 5/1/1971 vs. MIN (Aparicio, R. Smith)
MOST SOLO HR, 9-Inning Game .....	7+, 7/4/1977 vs. TOR
MOST IN EXTRA INNINGS, Game.....	3, 4/29/1951 at PHA
MOST GRAND SLAMS, Game .....	2, 10 times, last 5/22/2008 vs. KC (J.D. Drew, Mike Lowell)
MOST PINCH-HIT, Game.....	2+, 6/7/2003 at MIL (Kevin Millar, Bill Mueller); 9/19/1997 (10 inn.) vs. CWS (Scott Hatteberg, Curtis Pride)
MOST PINCH-HIT, Inning.....	2+, vs. CWS, 9/19/1997 (Hatteberg, Pride) (9th inn.)
MOST, Season .....	238, 2003
MOST Season at Home .....	124, 1977
MOST, Season on Road .....	127, 2003
MOST ALLOWED, Season .....	190, 2012; 1987
MOST ALLOWED, Season at Home .....	97, 2012; 1966
MOST ALLOWED, Season on Road .....	115, 1987
MOST LEAD-OFF, Season.....	8, 1997
MOST LEAD-OFF ALLOWED, Season.....	8, 1999
MOST IN EXTRA INNINGS, Season .....	8, 1959; 1951
MOST ALLOWED IN EXTRA INNINGS .....	3, 4/29/1951
MOST GRAND SLAMS, Season.....	11, 2005
MOST GRAND SLAMS ALLOWED, Season .....	8, 2005; 2004
MOST INSIDE-THE-PARK, Season.....	38, 1903
MOST INSIDE-THE-PARK ALLOWED, Season .....	27, 1906
MOST PINCH-HIT, Season.....	7, 2013; 1953
MOST HIT BY PITCHERS, Season .....	8, 1971; 1935
MOST IN ONE MONTH .....	55, July 2003
MOST ALLOWED IN ONE MONTH .....	49, June 1966
MOST IN A SEASON, by teammates .....	92, 2005 ( <b>Ortiz-47</b> ; Ramirez-45)
MOST GAMES, HR by Teammates, Season .....	12, 2006 ( <b>Ortiz</b> , Ramirez); 2004 ( <b>Ortiz</b> , Ramirez)
MOST GAMES, Five or More HR .....	8+, 1977 (161 games)
MOST TIMES, Two or More Consecutive HR in One Game.....	16, 1977 (161 games)
MOST CONSECUTIVE GAMES, One or More HR.....	19, (30 HR), 7/4-25/1996
MOST IN BACK-TO-BACK GAMES .....	12, 7/21 at TB-7/23/2002 (G1) at NYY; 6/7-8/1950 vs. STL
FEWEST GAMES TO REACH 100 HR .....	65, 1977
MOST PLAYERS, at least one HR, Season .....	24**, 2009
MOST PLAYERS, 40 or More HR, Season .....	2**, 2005; 2004; 1969
MOST PLAYERS, 30 or More HR, Season .....	3, 1977
MOST PLAYERS, 20 or More HR, Season .....	6, 2003
MOST PLAYERS, 10 or More HR, Season .....	9, 2003
FEWEST ALLOWED, Season .....	6*, 1913
FEWEST ALLOWED, Season Since 1946 .....	82, 1949
MOST, Season vs. One Opponent .....	38, BAL, 2003 (19 games)
MOST, Season vs. One Opponent, Fenway Park .....	22, NYY, 1977 (7 games)
MOST, Season vs. One Opponent, Road .....	22, KCA, 1957 (22 games)
MOST, Season by One Opponent.....	43, NYY, 2012 (18 games)
MOST, Season by One Opponent, Fenway Park.....	25, CLE, 1954 (13 games)
MOST, Season by Opponent, Road.....	24, NYY, 2012 (9 games)

+ML record (since 1900) ++tied for ML record \*AL record \*\*tied for AL record

## Home Run Records, Continued

### Red Sox Home Runs from Both Sides of the Plate

PLAYER	DATE	OPP.	PLAYER	DATE	OPP.
Victor Martinez	5/17/2010	at NYY	Luis Alicea	7/28/1995	at TEX
Jason Varitek	8/16/2005	at DET	Reggie Smith	4/16/1973	vs. DET
Bill Mueller	7/29/2003	at TEX	Reggie Smith	7/2/1972 (G1)	vs. MIL
Bill Mueller	7/4/2003	at NYY	Reggie Smith	8/11/1968 (G2)	at DET
Carl Everett	8/29/2000	at TB	Reggie Smith	8/20/1967 (G1)	vs. CAL
Carl Everett	4/11/2000	vs. MIN			

### Most Home Runs in a Single Game

HR	PLAYER	DATE	OPP.	SCORE
3	Will Middlebrooks	4/7/2013	at TOR	13-0
3	Dustin Pedroia	6/24/2010	at COL	13-11 (10)
3	Kevin Millar	7/23/2004	vs. NYY	7-8
3	Bill Mueller	7/29/2003	at TEX	14-7
3	Nomar Garciaparra	7/23/2002	vs. TB	22-4
3	Jason Varitek	5/20/2001	at KC	10-3
3	Trot Nixon*	7/24/1999	at DET	11-4
3	Nomar Garciaparra	5/10/1999	vs. SEA	12-4
3	Mo Vaughn	5/30/1997	vs. NYY	10-4
3	Mo Vaughn	9/24/1996	vs. BAL	13-8
3	John Valentin	6/2/1995	vs. SEA	6-5 (10)
3	Jack Clark	7/31/1991	vs. OAK	11-10 (14)
3	Tom Brunansky	9/29/1990	vs. TOR	7-5
3	Jim Rice	8/29/1983 (G2)	at TOR	8-7
3	Jim Rice	8/29/1977	vs. OAK	7-8
3	Carl Yastrzemski	5/19/1976	at DET	9-2
3	Fred Lynn*	6/18/1975	at DET	15-1
3	Joe Lahoud*	6/11/1969	at MIN	13-5
3	Ken Harrelson	6/14/1968	at CLE	7-2
3	Ted Williams	6/13/1957	at CLE	9-3
3	Ted Williams	5/8/1957	at CWS	4-1
3	Norm Zauchin*	5/27/1955	vs. WAS	16-0
3	Clyde Vollmer	7/26/1951	vs. CWS	13-10
3	Bobby Doerr	6/8/1950	vs. STL	29-4
3	Ted Williams	7/14/1946 (G1)	vs. CLE	11-10
3	Jim Tabor*	7/4/1939 (G2)	at PHA	18-12

\* Rookie

### Most Home Runs by Opponent in a Single Game

HR	PLAYER	DATE	OPP.	SCORE
3	Mark Teixeira	5/8/2010	vs. NYY	3-14
3	Adam Lind	9/29/2009	vs. TOR	7-8
3	Frank Thomas	9/17/2007	at TOR	1-6
3	Vernon Wells	5/30/2006	at TOR	5-8
3	Roberto Alomar	4/26/1997	at BAL	5-14
3	Frank Thomas	9/15/1996	vs. CWS	9-8
3	Mark McGwire	6/11/1995	vs. OAK	1-8
3	Tim Lincecum	4/18/1994	vs. CWS	1-12
3	Joe Carter	5/28/1987	vs. CLE	12-8
3	Joe Carter	8/29/1986	vs. CLE	3-7
3	Ben Oglivie	5/14/1983	at MIL	7-8 (10)
3	Freddie Patek	6/20/1980	vs. CAL	2-20
3	Bill Freehan	8/9/1971	vs. DET	11-12
3	Boog Powell	8/15/1966	vs. BAL	2-4 (11)
3	Harmon Killebrew	9/21/1963 (G1)	vs. MIN	4-13
3	Don Leppert	4/11/1963	at WAS	0-8
3	Bob Cerv	8/20/1959	at KCA	11-10
3	Bobby Avila	6/20/1951	vs. CLE	8-14
3	Sam Chapman	8/15/1946	at PHA	3-5
3	Mike Higgins	5/20/1940	at DET	7-10
3	Ken Keltner	5/25/1939	vs. CLE	0-11
3	Pinky Higgins	6/27/1935	at PHA	2-14
3	Lou Gehrig	6/23/1927	vs. NYY	4-11



## Home Run Records, Continued

### Most Home Runs by Position

POSITION	SINGLE SEASON	CAREER
Pitcher	6 - W. Ferrell (1935), E. Wilson (1965), S. Siebert (1971)	17 - Earl Wilson
Catcher	26 - Carlton Fisk (1973, 1977)	190 - Jason Varitek
First Base	50 - Jimmie Foxx (1938)	217 - Mo Vaughn
Second Base	27 - Bobby Doerr (1948, 1950)	221 - Bobby Doerr
Third Base	30 - Butch Hobson (1977)	131 - Frank Malzone
Shortstop	40 - Rico Petrocelli (1969)	177 - Nomar Garciaparra
Left Field	45 - Manny Ramirez (2005)	477 - Ted Williams
Center Field	38 - F. Lynn (1979), T. Armas (1984)	123 - Fred Lynn
Right Field	36 - Tony Conigliaro (1970)	315 - Dwight Evans
Designated Hitter	47 - David Ortiz (2006)	405 - David Ortiz

### Most Home Runs in a Single Game

HR	DATE	OPP.	PLAYERS	SCORE
8	9/4/2013	vs. DET	Napoli, Lavarnway, Nava, Middlebrooks, Ortiz (2), Ellsbury, Drew	20-4
8	7/4/1977	vs. TOR	Lynn (2), Scott (2), Carbo, Hobson, Rice, Yastrzemski	9-6
7	7/4/2003	at NYY	Mueller (2), Ortiz (2), Varitek (2), Ramirez	10-3
7	7/23/2002 (G1)	vs. TB	Garciaparra (3), Ramirez (2), Damon, Nixon	22-4
7	7/24/1999	at DET	Nixon (3), Garciaparra (2), Daubach, O'Leary	11-4
7	6/8/1950	vs. STL	Doerr (3), Dropto (2), Williams (2)	29-4

NOTE: Boston has hit 6 homers in a game 21 times, last on 4/7/2013 at Toronto.

### Most Home Runs in an Inning

HR	DATE	OPP.	INN.	PLAYERS
4	5/20/2009	vs. TOR	5	Varitek, Ortiz, Bay, Lowell
4	4/22/2007	vs. NYY	3	Ramirez, Drew, Lowell, Varitek*
4	7/23/2002 (G1)	vs. TB	3	Damon, Garciaparra, Ramirez, Garciaparra
4	7/3/2000	at MIN	4	Everett, O'Leary, Varitek, Burkhardt
4	7/18/1998	at DET	4	Sadler, Lewis, Garciaparra, Vaughn
4	5/31/1980	vs. MIL	4	Stapleton, Perez, Fisk, Hobson
4	7/4/1977	vs. TOR	8	Lynn, Rice, Yastrzemski, Scott
4	6/17/1977	vs. NYY	1	Burleson, Lynn, Fisk, Scott
4	8/26/1957	at KCA	7	Zauchin, Lepcio, Piersall, Malzone
4	5/22/1957	vs. CLE	6	Mauch, Williams, Gernert, Malzone
4	9/24/1940 (G1)	at PHA	6	Williams, Foxx, Cronin, Tabor

\*Tied a ML record with 4 consecutive home runs in an inning

### Career Grand Slam Leaders

Rank/Player	GS	Rank/Player	GS	Rank/Player	GS
1. T. Williams	17	Vaughn	7	V. Stephens	5
2. Ortiz	10	Yastrzemski	7	Wertz	5
3. Petrocelli	9	Burks	6	Brunansky	4
4. Doerr	8	Tabor	6	Cronin	4
Nixon	8	14. T. Conigliaro	5	Lowell	4
Rice	8	DiMaggio	5	Ruth	4
7. Foxx	7	Evans	5	Stuart	4
Jensen	7	Foy	5		
Ramirez	7	Garciaparra	5		

NOTE: The Red Sox have hit a total of 379 grand slams, including 218 at Fenway Park and 3 at the Huntington Avenue Grounds.

### Single-Season Grand Slam Leaders

Rank/Player	GS	Year	Rank/Player	GS	Year	Rank/Player	GS	Year
1. Ruth	4	1919	Petrocelli	3	1972	T. Williams	3	1955
2. Napoli	3	2013	Yastrzemski	3	1969	Foxx	3	1940
Ramirez	3	2005	Stuart	3	1964	Foxx	3	1938
Vaughn	3	1995	Wertz	3	1960	11. 48 players	2	

NOTE: The Red Sox record for club grand slams in a season is 11 set in 2005. Boston's next-highest total is 9 grand slams in a season 5 times: 2013, 2001, 1987, 1950 and 1941.

### Pitchers With Grand Slams

PITCHER	DATE	OPP.	SCORE	DECISION
Ellis Kinder	8/6/1950	at CWS	9-2 (G1)	Won
Wes Ferrell	8/12/1936	vs. PHA	6-4 (G1)	Won
Lefty Grove	7/27/1935	at PHA	6-7 (G1)	Lost
Babe Ruth	5/20/1919	at STL	6-4	Won

## Home Run Records, Continued

### Most Grand Slams in a Game

GRAND SLAMS	DATE	OPP.	PLAYERS
2	5/22/2008	vs. KC	Drew, Lowell
2	7/29/2003	at TEX	Mueller (2)
2	5/10/1999	vs. SEA	Garcia-parra (2)
2	5/2/1995	at NYY	Valentin, Vaughn
2	6/10/1987	at BAL	Burks, Barrett
2	8/7/1984 (G1)	vs. DET	Armas, Buckner
2	5/10/1960	vs. CWS	Wertz, Repulski
2	7/27/1946	at STL	York (2)
2	7/4/1939 (G2)	at PHA	Tabor (2)
2	5/13/1934	vs. CWS	Walters, Morgan

NOTE: The Red Sox own the major league record for most multi-slam games with 10.

### Career Leadoff Home Run Leaders

Rank/Player	HR	Rank/Player	HR	Rank/Player	HR
1. Ellsbury.....	10	8. Burks.....	6	Youkilis.....	4
2. DiMaggio.....	9	Damon.....	6	16. Lake.....	3
T. Harper.....	9	10. Burlinson.....	5	Mantilla.....	3
4. M. Andrews.....	8	11. Boggs.....	4	Pedroia.....	3
D. Evans.....	7	Bragg.....	4	Piersall.....	3
Garcia-parra.....	7	Carbo.....	4		
Hooper.....	7	R. Smith.....	4		

### Single-Season Leadoff Home Run Leaders

Rank/Player	HR	Year	Rank/Player	HR	Year	Rank/Player	HR	Year
1. Garcia-parra.....	7	1997	Harper.....	4	1973	R. Smith.....	3	1967
2. Evans.....	5	1985	Harper.....	4	1972	Lake.....	3	1945
3. Ellsbury.....	4	2011	Andrews.....	4	1970	Hooper.....	3	1913
Youkilis.....	4	2006	10. Ellsbury.....	3	2013	16. 17 players.....	2	
Burks.....	4	1987	Ellsbury.....	3	2008			
Carbo.....	4	1975	Damon.....	3	2004			

NOTE: The Red Sox club record for most leadoff home runs in a season is 8 in 1997.

### Career Pinch-Hit Home Run Leaders

Rank/Player	HR	Rank/Player	HR	Rank/Player	HR
1. T. Williams.....	7	Gedman.....	3	Varitek.....	3
2. Gomes.....	6	Hatteberg.....	3	Vollmer.....	3
3. Cronin.....	5	C. Maxwell.....	3	13. 23 players.....	2
4. Wilber.....	4	Spence.....	3		
5. Carbo.....	3	B. Stanley.....	3		

### Single-Season Pinch-Hit Home Run Leaders

Rank/Player	HR	Year	Rank/Player	HR	Year	Rank/Player	HR	Year
1. Cronin.....	5	1943	Hatteberg.....	2	2000	Tillman.....	2	1962
2. Gomes.....	4	2013	Cummings.....	2	1998	Repulski.....	2	1960
Wilber.....	4	1953	B. Stanley.....	2	1997	T. Williams.....	2	1953
4. Carbo.....	3	1977	Gedman.....	2	1984	Vollmer.....	2	1950
T. Williams.....	3	1957	T. Perez.....	2	1982	Spence.....	2	1940
C. Maxwell.....	3	1951	Kosco.....	2	1972	Reynolds.....	2	1934
7. Gomes.....	2	2014	Peters.....	2	1971	Jolley.....	2	1933
Carp.....	2	2013	Ch. Schilling.....	2	1965			

NOTE: The Red Sox club record for most pinch-hit home runs in a season is 7 in 1953 and 2013.

### Pinch-Hit Grand Slams

PLAYER	DATE	OPP.	PITCHER	INN.	SCORE
Mike Carp	9/11/2013	at TB	Roberto Hernandez	10	7-3
Kevin Millar	6/7/2003	at MIL	Jayson Durocher	7	11-10
Shea Hillenbrand	5/4/2002	at TB	Victor Zambrano	9	7-5
Rich Gedman	8/10/1986	at DET	Willie Hernandez	8	8-6
Vic Wertz	8/25/1960	vs. CLE	Don Newcombe	4	10-6
Rip Repulski	5/10/1960	vs. CWS	Don Ferrarese	8	9-7
Vic Wertz	8/14/1959	at NYY	Ryne Duren	8	11-6
Charlie Maxwell	8/2/1951 (G2)	vs. STL	Satchel Paige	7	11-6
Clyde Vollmer	8/27/1950	vs. CLE	Al Benton	7	11-9

## Home Run Records, Continued

### Career Inside-The-Park Home Run Leaders

Rank/Player	HR	Rank/Player	HR	Rank/Player	HR
1. Speaker.....	25	6. L. Gardner.....	14	He. Wagner.....	8
2. H. Ferris.....	24	Parent.....	14	12. Criger.....	6
3. J. Collins.....	21	8. Hooper.....	11	13. C. Young.....	5
Freeman.....	21	Du. Lewis.....	11	14. 5 players.....	4
5. C. Stahl.....	16	10. J. Stahl.....	8		

### Single-Season Inside-The-Park Home Run Leaders

Rank/Player	HR	Year	Rank/Player	HR	Year	Rank/Player	HR	Year
1. H. Ferris.....	9	1903	Freeman.....	6	1901	H. Ferris.....	5	1902
2. Speaker.....	8	1912	C. Stahl.....	6	1901	Freeman.....	5	1902
3. Freeman.....	7	1903	7. Parent.....	5	1904	11. 13 players.....	4	
4. Speaker.....	6	1909	J. Collins.....	5	1902			

NOTE: The Red Sox club record for most inside-the-park home runs in a season is 38 in 1903.

### Most Recent Inside-The-Park Home Runs by Red Sox

PLAYER	DATE	OPP.	PITCHER	INN.	ON BASE
<b>Blake Swihart</b>	8/28/2015	at NYM	Carlos Torres	10	0
Jacoby Ellsbury	9/19/2011 (G2)	vs. BAL	Jeremy Accardo	7	0
Kevin Youkilis	5/28/2007	vs. CLE	Roberto Hernandez	7	0
Trot Nixon	7/15/2005	vs. NYY	Darrell May	2	2
Pokey Reese	5/8/2004	vs. KC	Jimmy Gobble	5	0
Kevin Millar	8/26/2003	vs. TOR	Aquilino Lopez	9	0
Darren Lewis	7/28/1998	at OAK	T. J. Mathews	6	2
Nomar Garciaparra	7/26/1998	vs. TOR	Pat Hentgen	7	2
Luis Rivera	6/21/1991	vs. OAK	Mike Moore	6	0
Mike Greenwell	9/1/1990	vs. NYY	Greg Cadaret	5	3

### Most Recent Inside-The-Park Home Runs by Opponents

PLAYER	DATE	OPP.	PITCHER	INN.	ON BASE
Kevin Kiermaier	5/31/2014	vs. TB	Alex Wilson	8	0
Robert Andino	9/26/2011	at BAL	Josh Beckett	6	2
Adrian Beltre	7/23/2006	at SEA	Mike Timlin	8	0
David Newhan	7/21/2004	vs. BAL	Pedro Martinez	7	1
Carlos Beltran	4/29/2003	vs. KC	Tim Wakefield	3	0
Junior Spivey	6/9/2002	vs. ARI	Chris Haney	7	0
Roberto Alomar	6/18/1993	at TOR	Tony Fossas	8	0
Gene Larkin	5/26/1990	at MIN	Mike Boddicker	6	0
Junior Felix	6/2/1989	vs. TOR	Bob Stanley	9	3
Don Baylor	6/4/1984	at NYY	Bob Ojeda	1	1

### Inside-The-Park Grand Slams

PLAYER	DATE	OPP.	PITCHER	INN.	SCORE
Mike Greenwell	9/1/1990	vs. NYY	Greg Cadaret	5	15-1
Gary Geiger	8/8/1961	vs. MIN	Camilo Pascual	3	5-6
Don Lenhardt	4/19/1952 (G1)	vs. PHA	Dick Fowler	4	11-2
Jim Taber	7/4/1939 (G2)	at PHA	Lynn Nelson	6	18-12
Shano Collins	8/18/1921 (G1)	at DET	Red Oldham	1	6-5 (11)
Duffy Lewis	10/3/1912	at PHA	Boardwalk Brown	5	17-5
Duffy Lewis	5/13/1911	at DET	Ed Willett	9	13-11
Freddy Parent	7/8/1904	at NYY	Jack Powell	2	12-3
Hobe Ferris	6/5/1903	vs. CWS	Roy Patterson	5	10-8
Jimmy Collins	7/25/1902	vs. STL	Jack Harper	4	6-3

### Career Extra-Inning Home Run Leaders

Rank/Player	HR	Rank/Player	HR	Rank/Player	HR
1. T. Williams.....	13	Gernert.....	5	Petrocelli.....	3
2. <b>D. Ortiz</b> .....	11	V. Stephens.....	5	Stuart.....	3
3. Jensen.....	8	11. Varitek.....	4	Tabor.....	3
Rice.....	8	12. T. Conigliaro.....	3	Tillman.....	3
Yastrzemski.....	8	Garciaparra.....	3	Vollmer.....	3
6. D. Evans.....	7	Lepcio.....	3	Youkilis.....	3
7. Foxx.....	6	Malzone.....	3		
8. Doerr.....	5	Napoli.....	3		

## Home Run Records, Continued

### Single-Season Extra-Inning Home Run Leaders

Rank/Player	HR	Year	Rank/Player	HR	Year	Rank/Player	HR	Year
1. Ortiz	3	2014	Yastrzemski	2	1975	Gernert	2	1958
Ortiz	3	2003	Montgomery	2	1973	T. Williams	2	1958
T. Williams	3	1946	Petrocelli	2	1969	Gernert	2	1952
4. Napoli	2	2014	Foy	2	1966	Vollmer	2	1951
Youkilis	2	2008	Horton	2	1965	T. Williams	2	1951
Ortiz	2	2005	Stuart	2	1963	Stephens	2	1949
Evans	2	1990	Tillman	2	1962	Tabor	2	1943
Evans	2	1985	Jensen	2	1961	Foxx	2	1941
Greenwell	2	1985	Buddin	2	1959	Foxx	2	1940
Armas	2	1984	Jensen	2	1959			

NOTE: The Red Sox club record for most extra-inning home runs in a season is 8 in 1951 and 1959.

### Extra-Inning Grand Slams

PLAYER	DATE	OPP.	PITCHER	INN.	SCORE
Mike Carp	9/11/2013	at TB	Roberto Hernandez	10	7-3
Dwight Evans	5/19/1989	at OAK	Dennis Eckersley	10	7-4
Jim Rice	7/4/1984	vs. OAK	Gorman Heimuller	10	13-9
Bob Montgomery	7/8/1973	at CWS	Steve Kealey	10	11-2
George Smith	7/10/1966	vs. CWS	Juan Pizarro	10	10-6
Dick Stuart	4/28/1964	vs. BAL	Dick Hall	11	6-4
Carroll Hardy	4/11/1962	vs. CLE	Ron Taylor	12	4-0
Don Buddin	7/11/1959	vs. NYY	Bob Turley	10	8-4
Don Lenhardt	6/2/1952	vs. CWS	Ken Holcombe	10	6-2
Clyde Vollmer	7/28/1951	vs. CLE	Bob Feller	16	8-4
Vern Stephens	8/13/1949	vs. WAS	Joe Haynes	12	5-1
Leon Culberson	5/7/1946	vs. STL	Tex Shirley	14	10-6

### Career Game-Ending Home Run Leaders

Rank/Player	HR	Rank/Player	HR	Rank/Player	HR
1. D. Ortiz	10	GarciaParra	3	O'Leary	2
2. Foxx	8	S. White	3	Petrocelli	2
3. Doerr	6	T. Williams	3	Piersall	2
Jensen	6	13. Boggs	2	Romine	2
Rice	5	Fisk	2	Tabor	2
V. Stephens	5	Geiger	2	Varitek	2
7. D. Evans	4	Gomes	2	Vaughn	2
Yastrzemski	4	Malzone	2	Youkilis	2
9. W. Ferrell	3	Napoli	2		

### Single-Season Game-Ending Home Run Leaders

Rank/Player	HR	Year	Rank/Player	HR	Year	Rank/Player	HR	Year
1. Foxx	4	1940	Ortiz	2	2005	Foxx	2	1938
2. Ortiz	3	2006	GarciaParra	2	1998	W. Ferrell	2	1935
3. Gomes	2	2013	V. Stephens	2	1948			

NOTE: The Red Sox club record for most game-ending home runs in a season is 6 in 1959.

### Game-Ending Grand Slams

PLAYER	DATE	OPP.	PITCHER	INN.	SCORE
Rico Brogna	8/14/2000	vs. TB	Billy Taylor	9	7-3
Nomar GarciaParra	9/2/1998	vs. SEA	Bobby Ayala	9	7-3
Mo Vaughn	4/10/1998	vs. SEA	Paul Spoljaric	9	9-7
Bob Zupic	6/30/1992	vs. DET	Mike Henneman	9	8-5
Jim Rice	7/4/1984	vs. OAK	Gorman Heimuller	10	13-9
Ken Harrelson	6/13/1968 (G2)	vs. CAL	Andy Messersmith	9	5-1
George Smith	7/10/1966 (G2)	vs. CWS	Juan Pizarro	10	10-6
Dick Stuart	4/28/1964	vs. BAL	Dick Hall	11	6-4
Carroll Hardy	4/11/1962	vs. CLE	Ron Taylor	12	4-0
Don Buddin	7/11/1959	vs. NYY	Bob Turley	10	8-4
Mickey Owen	7/19/1954 (G1)	vs. BAL	Mike Blyzka	9	9-7
Sammy White	6/11/1952	vs. STL	Satchel Paige	9	11-9
Don Lenhardt	6/2/1952	vs. CWS	Ken Holcombe	10	6-2
Clyde Vollmer	7/28/1951	vs. CLE	Bob Feller	16	8-4
Vern Stephens	8/24/1950	vs. STL	Ned Garver	9	6-2
Vern Stephens	8/13/1949	vs. WAS	Joe Haynes	12	5-1
Jake Jones	6/15/1947 (G2)	vs. CWS	Orval Grove	9	8-4
Leon Culberson	5/7/1946	vs. STL	Tex Shirley	14	10-6
Jimmie Foxx	8/23/1938 (G2)	vs. CLE	Willis Hudlin	9	14-12

## Home Run Records, Continued

### Red Sox Career Home Run Leaders at Fenway Park

Rank/Player	Fenway HR	Rank/Player	Fenway HR
1. Ted Williams .....	248	14. Nomar Garciaparra .....	86
2. Carl Yastrzemski .....	237	Jackie Jensen .....	86
3. Jim Rice .....	208	16. Jason Varitek .....	85
4. <b>David Ortiz</b> .....	201	17. Reggie Smith .....	76
5. Dwight Evans .....	199	18. Joe Cronin .....	74
6. Bobby Doerr .....	145	19. Vern Stephens .....	70
7. Manny Ramirez .....	136	20. Fred Lynn .....	69
8. Rico Petrocelli .....	134	21. Frank Malzone .....	68
9. Jimmie Foxx .....	126	22. Dick Gernert .....	66
10. Mo Vaughn .....	118	23. Kevin Youkilis .....	65
11. Carlton Fisk .....	90	24. Mike Greenwell .....	64
George Scott .....	90	25. <b>Dustin Pedroia</b> .....	62
13. Tony Conigliaro .....	87		

### Longest Known Home Runs at Fenway Park

On June 19, 1977, Carl Yastrzemski hit the longest known home run to the right of the bleachers, an 8th-inning bomb off Yankees RHP Dick Tidrow. It reached approximately 460 feet before striking the facing of the right-field roof about 20 feet to the right of where the retired No. 42 now appears. It is the only ball to reach the right-field roof façade.

On September 21, 1956, Mickey Mantle of the Yankees, batting left-handed, hit the longest known homer to straight-away center field off RHP Frank Sullivan. It carried approximately 480 feet before it struck one foot below the top of the brick barrier located behind Section 36.

On June 9, 1946, Ted Williams hit a 502-foot home run to right off Detroit RHP Fred Hutchinson. The ball landed on top of the straw hat of Joseph A. Boucher, 56, a construction engineer from Albany, NY who was sitting in Section 42, Row 37, Seat 21. "The sun was right in our eyes," he said. "All we could do was duck. I'm glad I didn't stand up. They say it bounced a dozen rows higher, but after it hit my head, I was no longer interested." At that time the bleachers were benches and not individual seats.

Six home runs were hit over the old center field wall to the right of the flag pole (see table below). The elevation over the old brick wall was installed prior to the 1976 season and was removed prior to the 2003 season. No one hit a home run over that elevation that was in place from 1976-2002.

DATE	PLAYER, TEAM	PITCHER, TEAM	INNING
7/18/1975	Jim Rice, BOS	Steve Busby, KC	3rd
9/29/1973	Bobby Mitchell, MIL	Rogelio Moret, BOS	3rd
5/16/1970	Carl Yastrzemski, BOS	Dennis Higgins, CLE	8th
4/20/1957	Bill Skowron, NYY	Bob Porterfield, BOS	7th
8/12/1937 (G1)	Jimmie Foxx, BOS	Kemp Wicker, NYY	8th
5/22/1937	Hank Greenberg, DET	Wes Ferrell, BOS	5th

### Major League Ballparks with the Most Regular Season Home Runs

RANK	BALLPARK	TEAM	HR	YEARS
1.	Wrigley Field	Cubs	12,867	1914-present
2.	Fenway Park	Red Sox	12,000	1912-present
3.	Yankee Stadium	Yankees	11,270	1923-2008
4.	Tiger Stadium	Tigers	11,111	1912-2000

NOTE: The Red Sox have hit 6,289 home runs in Fenway Park. Kevin Millar hit No. 10,000 in Fenway Park history on 8/9/2003 vs. Baltimore.

### Home Runs in First Red Sox Plate Appearance

PLAYER	DATE	OPP.	PITCHER	INN.	ON BASE	SCORE
Daniel Nava*	6/12/2010	vs. PHI	Joe Blanton	2	3	10-2
Darnell McDonald (PH)	4/20/2010	vs. TEX	Darren Oliver	8	1	4-6
Orlando Cabrera	8/1/2004	at MIN	Johan Santana	1	0	3-4
Curtis Pride (PH)	9/19/1997	vs. CWS	Keith Foulke	9	0	4-5
Rob Deer	8/22/1993	vs. CLE	Derek Liliquist	2	0	2-3
John Kennedy (PH)**	7/5/1970	vs. CLE	Rick Austin	5	0	8-4
Ken Harrelson	8/29/1967 (G2)	at NYY	Bill Monbouquette	2	0	3-4 (20)
Rip Repulski	5/10/1960	vs. CWS	Don Ferrarese	8	3	9-7
Vern Stephens	4/19/1948 (G1)	vs. PHA	Phil Marchildon	2	0	4-5 (11)
Eddie Pellagrini*	4/22/1946	vs. WAS	Sid Hudson	7	0	5-4
Lefty Lefebvre*	6/10/1938	vs. CWS	Mike Kreevich	8	1	2-15

\* First ML plate appearance      \*\* Inside-the-park

NOTE: Bob Tillman hit a solo homer in his 1st career at-bat (walked in 1st 2 PA's) off Ted Bowsfield of the Angels in the 4th inning on 5/19/1962 at Fenway Park.

## Home Run Records, Continued

### Inside-The-Park and Conventional Home Runs in Same Game

PLAYER	DATE	INN. INSIDE	INN. CONV.	OPP.
Pokey Reese	5/8/2004	5	6	vs. KC
Tony Armas	9/24/1983	8	1	at DET
Carl Yastrzemski	4/10/1968	9	7	at DET
Dick Stuart	8/19/1963	2	9	vs. CLE
Jim Tabor	7/4/1939 (G2)	6	3	vs. PHA
Bill Regan	6/16/1928	4	4	vs. CWS
Buck Freeman	7/17/1901	9	6	vs. CLE

### Team Home and Road Home Run Highs

Home				Road			
Rank/Year	HR	Rank/Year	HR	Rank/Year	HR	Rank/Year	HR
1. 1977.....	124	2003.....	111	1. 2003.....	127	7. 2005.....	107
2. 1996.....	121	8. 1969.....	105	2. 2010.....	113	8. 1995.....	105
3. 1979.....	121	9. 1984.....	100	3. 2011.....	112	9. 2001.....	101
4. 1970.....	117	1964.....	100	1998.....	112	2000.....	101
5. 2009.....	114	1950.....	100	5. 2004.....	111	11. 2002.....	100
6. 2004.....	111	12. 2010.....	98	6. 2006.....	109	12. 2009.....	98

### Most At-Bats Without a Home Run in a Season

Rank/Player	AB	YEAR	AVG.	RBI	POSITION
1. Doc Cramer	658	1938	.301	71	CF
2. Tom Oliver	646	1930	.293	46	CF
3. Doc Cramer	643	1936	.292	41	CF
4. Johnny Pesky	638	1947	.324	39	SS
5. Jerry Remy	636	1982	.280	47	2B
6. Bill Wambsgang	632	1924	.275	49	2B
7. Freddy Parent	602	1905	.234	33	SS
8. Billy Goodman	599	1955	.294	52	2B
9. Jerry Remy	592	1983	.275	43	2B
10. Doc Cramer	589	1939	.311	56	CF

### Top Pairs of Major League Teammates Homering in Same Game

NO.	PLAYERS	HR	NO.	PLAYERS	HR
1.	Hank Aaron/Eddie Mathews	75	10.	Yogi Berra/Mickey Mantle	55
2.	Lou Gehrig/Babe Ruth	73	11.	Jay Buhner/Ken Griffey Jr.	53
3.	Willie Mays/Willie McCovey	68	12.	Jim Edmonds/Albert Pujols	52
4.	Gil Hodges/Duke Snider	67	13.	Ryan Howard/Chase Utley	51
5.	Ron Santo/Billy Williams	64	14.	Orlando Cepeda/Willie Mays	50
6.	Bob Allison/Harmon Killebrew	61	15.	David Ortiz/Manny Ramirez	48
7.	Andruw Jones/Chipper Jones	59		Manny Ramirez/Jim Thome	48
8.	Dwight Evans/Jim Rice	56			
	Joe Adcock/Eddie Mathews	56			

### Top Pairs of Red Sox Teammates Homering in Same Game

NO.	PLAYERS	HR	NO.	PLAYERS	HR
1.	Dwight Evans/Jim Rice.....	56		Jackie Jensen/Ted Williams .....	25
2.	David Ortiz/Manny Ramirez.....	48	16.	Carlton Fisk/Jim Rice.....	24
3.	Bobby Doerr/Ted Williams.....	38		Jimmie Foxx/Ted Williams .....	24
4.	Tony Conigliaro/Carl Yastrzemski .....	29		Joe Cronin/Jimmie Foxx .....	24
5.	Trot Nixon/Manny Ramirez .....	28	19.	Fred Lynn/Jim Rice .....	22
	Rico Petrocelli/Carl Yastrzemski .....	28		Fred Lynn/Carl Yastrzemski .....	22
7.	David Ortiz/Jason Varitek .....	27	21.	Dwight Evans/Carl Yastrzemski.....	21
	Jim Rice/Carl Yastrzemski.....	27		Carlton Fisk/Carl Yastrzemski.....	21
	George Scott/Carl Yastrzemski.....	27		Vern Stephens/Ted Williams.....	21
10.	Reggie Smith/Carl Yastrzemski.....	26	24.	Butch Hobson/Jim Rice .....	20
11.	David Ortiz/Dustin Pedroia .....	25		Rico Petrocelli/Reggie Smith .....	20
	David Ortiz/Kevin Youkilis .....	25			
	Manny Ramirez/Jason Varitek.....	25			
	John Valentin/Mo Vaughn.....	25			

## Home Run Records, Continued

### Career Multi-Homer Game Leaders

Rank/Player	G	Rank/Player	G	Rank/Player	G
1. D. Ortiz	48	9. Garciparra	17	Valentin	11
T. Williams	37	10. Doerr	14	Varitek	11
3. Rice	35	11. V. Stephens	13	19. Armas	10
4. M. Ramirez	28	12. Lynn	12	20. T. Conigliaro	9
5. Yastrzemski	27	Malzone	12	Petrocelli	9
6. Foxx	23	G. Scott	12	Youkilis	9
7. D. Evans	22	R. Smith	12	23. Jensen	8
Vaughn	22	16. Fisk	11	Stuart	8

### Single-Season Multi-Homer Game Leaders

Rank/Player	G	Year	Rank/Player	G	Year	Rank/Player	G	Year
1. Foxx	10	1938	Ortiz	6	2006	11. Ramirez	5	2001
2. Ortiz	9	2005	Ortiz	6	2003	Garciparra	5	1999
3. Ramirez	7	2002	Vaughn	6	1996	Rice	5	1979
Rice	7	1977	Armas	6	1983	Fisk	5	1977
5. Ortiz	6	2014	Rice	6	1983	Yastrzemski	5	1967

### Rookie Home Run Leaders

Rank/Player	HR	Year	Rank/Player	HR	Year	Rank/Player	HR	Year
1. Dropo	34	1950	Fisk	22	1972	15. Pagliaroni	16	1961
2. T. Williams	31	1939	9. Daubach	21	1999	J. Jones	16	1947
3. Garciparra	30	1997	Lynn	21	1975	17. Middlebrooks	15	2012
4. G. Scott	27	1966	11. Burks	20	1987	T. Nixon	15	1999
Zaichin	27	1955	12. Greenwell	19	1987	R. Smith	15	1967
6. T. Conigliaro	24	1964	Gernert	19	1952	Foy	15	1966
7. Rice	22	1975	14. B. Conigliaro	18	1970	Malzone	15	1957

### Most Home Runs at Home in a Single Season

Rank/Player	HR	Year	Rank/Player	HR	Year	Rank/Player	HR	Year
1. Foxx	35	1938	9. Dropo	24	1950	17. Ramirez	21	2001
2. Lynn	28	1979	10. Ramirez	23	2004	Armas	21	1984
Rice	28	1978	T. Conigliaro	23	1965	Yastrzemski	21	1969
4. Vaughn	27	1996	T. Williams	23	1949	V. Stephens	21	1949
Rice	27	1979	13. Ortiz	22	2006	Foxx	21	1936
Rice	27	1977	Ramirez	22	2005	22. Ortiz	20	2005
Yastrzemski	27	1967	Yastrzemski	22	1970	Vaughn	20	1997
8. Stuart	25	1963	Petrocelli	22	1969	Petrocelli	20	1970

### Most Home Runs on The Road in a Single Season

Rank/Player	HR	Year	Rank/Player	HR	Year	Rank/Player	HR	Year
1. Ortiz	32	2006	Baylor	22	1986	T. Williams	20	1942
2. Ortiz	27	2005	Armas	22	1984	Foxx	20	1936
3. T. Williams	26	1957	11. Bay	21	2009	Ruth	20	1919
4. Ortiz	24	2014	Vaughn	21	1998	21. Ortiz	19	2007
Ortiz	24	2004	13. Ramirez	20	2004	Ramirez	19	2006
Vaughn	24	1995	Ramirez	20	2001	Ramirez	19	2003
7. Ramirez	23	2005	Evans	20	1987	Garciparra	19	1997
Rice	23	1983	T. Williams	20	1949	Armas	19	1983
9. Ortiz	22	2015	T. Williams	20	1946	Yastrzemski	19	1969

NOTE: Tony Armas (1984), Jimmie Foxx (1936), David Ortiz (2005-06), Manny Ramirez (2001, 2004-05) and Ted Williams (1949) are the only Red Sox ever with at least 20 homers in a season at home and on the road. Ortiz tied Babe Ruth's (1927) AL record with 32 road home runs in 2006.

### Red Sox Monthly Home Run Records

MONTH	HR	NAME	YEAR	TOTAL
April	10	Hanley Ramirez	2015	19
	10	David Ortiz	2006	54
May	13	Jim Rice	1978	46
June	14	Jackie Jensen	1958	35
July	14	David Ortiz	2006	54
August	13	Dwight Evans	1987	34
	13	Jimmie Foxx	1940	36
September	11	David Ortiz	2005	47
Sept.-Oct.	12	Manny Ramirez (9 in Sept., 3 in Oct.)	2005	45
	12	Jimmie Foxx (10 in Sept., 2 in Oct.)	1938	50

# Individual Pitching Records

## Single Season

MOST BASES ON BALLS, left-handed	134, Mel Parnell, 1949
MOST BASES ON BALLS, right-handed	121, Mike Torrez, 1979; Don Schwall, 1962
LOWEST OPPONENTS BATTING AVERAGE	.167*, Pedro Martinez, 2000
LOWEST EARNED RUN AVERAGE, left-handed	0.96+, Dutch Leonard (224.2 IP), 1914
LOWEST EARNED RUN AVERAGE, right-handed	1.26, Cy Young (299.0 IP), 1908
MOST EARNED RUNS	140, Wes Ferrell, 1936
MOST GAMES, left-handed	74, Rob Murphy, 1989
MOST GAMES, right-handed	81, Mike Timlin, 2005
MOST COMPLETE GAMES	41, Cy Young, 1902
MOST GAMES FINISHED	69, Tom Gordon, 1998
MOST HITS	350, Cy Young, 1902
MOST CONSECUTIVE BATTERS RETIRED	37, Koji Uehara, 2013
MOST CONSECUTIVE BATTERS RETIRED, without a hit	76+, Cy Young, 1904
MOST HIT BATSMEN	20, Bronson Arroyo, 2004; Howard Ehmke, 1923
MOST HOME RUNS, left-handed	35, Bruce Hurst, 1987
MOST HOME RUNS, right-handed	38, Tim Wakefield, 1996
MOST HOME RUNS, bases loaded	3, Ramon Martinez, 2000
MOST HOME RUNS, leadoff	5, Pedro Martinez, 2004
MOST INNINGS, left-handed	326.1, Babe Ruth, 1917
MOST INNINGS, right-handed	384.2, Cy Young, 1902
MOST INNINGS, as reliever	168.1*, Bob Stanley, 1982
MOST CONSECUTIVE INNINGS, hitless	24.0+, Cy Young, 1904
MOST CONSECUTIVE INNINGS, scoreless	45.2, Cy Young, 1904
MOST CONSECUTIVE GAMES, scoreless	27, Koji Uehara, 2013
MOST LOSSES, left-handed	18, Hal Wiltse, 1927
MOST LOSSES, right-handed	25, Red Ruffing, 1928
MOST CONSECUTIVE LOSSES	14, Joe Harris, 1906
LOWEST OPPONENTS ON-BASE PERCENTAGE	.213+, Pedro Martinez, 2000
LOWEST WALKS AND HITS PER INNING PITCHED	0.74+, Pedro Martinez, 2000
MOST RUNS	172, Ted Lewis, 1901
MOST SAVES, left-handed	24, Tom Burgmeier, 1980
MOST SAVES, right-handed	46, Tom Gordon, 1998
MOST SAVES, one month	12, Bob Stanley, Aug. 1980
MOST CONSECUTIVE SAVES	43, Tom Gordon, 1998
MOST CONSECUTIVE SAVES, any season	54*, Tom Gordon, 4/19/1998-5/31/1999
MOST CONSECUTIVE SAVES, to start season	20, Jonathan Papelbon, 2006
MOST CONSECUTIVE SEASONS, 30 or more saves	6, Jonathan Papelbon, 2006-11
MOST SHUTOUT WINS, left-handed	9***, Babe Ruth, 1916
MOST SHUTOUT WINS, right-handed	10, Joe Wood, 1912; Cy Young, 1904
MOST SHUTOUT WINS, by score of 1-0	5***, Joe Bush, 1918
MOST SHUTOUT LOSSES	8, Joe Harris, 1906
MOST STARTS, left-handed	41, Babe Ruth, 1916
MOST STARTS, right-handed	43, Cy Young, 1902
MOST STRIKEOUTS, left-handed	225, Jon Lester, 2009 and 2010
MOST STRIKEOUTS, right-handed	313, Pedro Martinez, 1999
MOST STRIKEOUTS, per 9.0 innings	13.2*, Pedro Martinez, 1999
MOST GAMES, 10 or more strikeouts	19, Pedro Martinez, 1999
MOST CONSECUTIVE GAMES, 10 or more strikeouts	8+, Pedro Martinez, 1999
MOST WILD PITCHES	21, Earl Wilson, 1963
HIGHEST WINNING PERCENTAGE	.882, Bob Stanley (15-2), 1978
MOST WINS, left-handed	25, Mel Parnell, 1949
MOST WINS, right-handed	34, Joe Wood, 1912
MOST WINS, as reliever	16, Dick Radatz, 1964
MOST WINS, at home	19, Cy Young, 1901
MOST WINS, at Fenway Park	18, Joe Wood, 1912
MOST WINS, on road	16, Joe Wood, 1912
MOST CONSECUTIVE WINS	16***, Joe Wood, 1912
MOST CONSECUTIVE WINS, at home	13, Dave Ferriss, 1946; Tex Hughson, 1944
MOST CONSECUTIVE WINS, on road	11, Dutch Leonard, 1914
MOST CONSECUTIVE WINS, to start season	14, Roger Clemens, 1986

+ML record (since 1900)    ++tied for ML record    \*AL record    \*\*tied for AL record



## Individual Pitching Records, Continued

### Single Season Rookie

MOST BASES ON BALLS	110, Don Schwall, 1961
LOWEST EARNED RUN AVERAGE	2.39, Dutch Leonard, 1913
MOST GAMES	66, Hideki Okajima, 2007
MOST COMPLETE GAMES	26, Dave Ferriss, 1945; George Winter, 1901
MOST INNINGS	275.2, Buck O'Brien, 1912
MOST WINS	21, Dave Ferriss, 1945
MOST LOSSES	21, Joe Harris, 1906
MOST SAVES	35, Jonathan Papelbon, 2006
MOST SHUTOUTS	5, Dave Ferriss, 1945
MOST STARTS	34, Buck O'Brien, 1912
MOST STRIKEOUTS	201, Daisuke Matsuzaka, 2007
MOST STRIKEOUTS, game	15, Roger Clemens, 8/21/1984 vs. KC
MOST RUNS	149, Ted Wingfield, 1925

### Single Game

MOST BALKS	4**, John Dopson, 6/13/1989 vs. DET
MOST BASES ON BALLS	12, Fritz Ostermueller, 7/30/1935 at WAS
MOST BASES ON BALLS, in relief	11, Mickey McDermott, 5/20/1948 at CLE; Ken Chase, 6/13/1943 vs. WAS (G1)
MOST CONSECUTIVE BATTERS RETIRED	34, Waite Hoyt, 9/24/1919 (G2) at NYY (2nd to 13th)
MOST EXTRA-BASE HITS	10, Curt Schilling, 8/10/2006 at KC
FEWEST HITS ALLOWED, complete game in ML debut	1+, Billy Rohr, 4/14/1967 at NYY, 3-0
MOST HOME RUNS	6+, Tim Wakefield, 8/8/2004 at DET
MOST INNINGS	24.0**, Joe Harris, 9/1/1906 vs. PHA (L, 4-1)
MOST INNINGS, in relief	11.0, Babe Ruth, 5/15/1919 at CWS (W); Ted Lewis, 7/27/1901 at CWS (L)
MOST CONSECUTIVE SCORELESS INNINGS	20.0*, Joe Harris, 9/1/1906 (4th thru 23rd) vs. PHA
MOST STRIKEOUTS, 9 innings	20+, Roger Clemens, 9/18/1996 at DET; 4/29/1986 vs. SEA
MOST STRIKEOUTS, in relief	12, Diego Segui, 9/22/1974 (7.2 IP) vs. BAL
MOST CONSECUTIVE STRIKEOUTS	8, Roger Clemens, 4/29/1986 vs. SEA
MOST WILD PITCHES	4, Daisuke Matsuzaka, 5/27/2009 at MIN; Milt Gaston, 9/14/1929 vs. DET

### Single Inning

MOST BATTERS FACED	16+, Howard Ehmke, 9/28/1923 (6th) vs. NYY; Lefty O'Doul, 7/7/1923 (6th) vs. CLE; Doc Adkins, 7/8/1902 (6th) vs. PHA
MOST HITS	12+, Doc Adkins, 7/8/1902 (6th) vs. PHA
MOST RUNS	13+, Lefty O'Doul, 7/7/1923 (6th) at CLE (G1)
MOST STRIKEOUTS	4+, Tim Wakefield, 8/10/1999 (9th) at KC
MOST WALKS	6, Lefty O'Doul, 7/7/1923 (6th) at CLE

+ML record (since 1900) ++tied for ML record \*AL record \*\*tied for AL record

### Longest Winning Streaks (Single Season)

RANK/PITCHER	NO.	DATES	RANK/PITCHER	NO.	DATES
1. J. Wood	16	7/8-9/15/1912	J. Kramer	11	6/3-8/3/1948
2. Clemens	14	4/11-6/27/1986*	Hughson	11	6/30-8/23/1942
3. Kinder	13	7/28-9/24/1949	10. Wakefield	10	6/29-8/13/1995
4. Ferriss	12	7/12-9/2/1946	Boddicker	10	4/30-7/2/1990
Leonard (L)	12	6/2-8/9/1914	Radatz	10	5/15-7/21/1963
C. Young	12	6/2-7/16/1901	Delock	10	5/1-7/20/1958*
6. Buchholz	11	4/3-9/15/2013*	Ferriss	10	4/26-6/9/1946*
B. Stanley	11	5/6-8/28/1978	C. Young	10	5/3-6/8/1902
Moret (L)	11	4/22-9/12/1973*			

(L) left-hander \* from start of season

NOTE: Ellis Kinder defeated the Chicago White Sox in 18 straight decisions from 7/22/1948-5/12/1953. Mel Parnell beat the Washington Senators in 17 straight decisions from 7/8/1948-9/20/1952. Joe Wood defeated the St. Louis Browns in 15 straight decisions from 5/25/1911-9/26/1914. Tom Brewer defeated the Philadelphia/Kansas City Athletics in 14 straight decisions from 7/2/1954-7/24/1957. Jon Lester defeated the Orioles in his first 14 career decisions against the club from 8/13/2006-4/28/2011.

# Club Pitching Records

## Team Pitching

MOST BASES ON BALLS.....	748 in 1950
FEWEST BASES ON BALLS.....	233* in 1904
MOST COMPLETE GAMES.....	148+ in 1904
FEWEST COMPLETE GAMES.....	2 in 2011
LOWEST ERA.....	2.12 in 1904
HIGHEST ERA.....	5.02 in 1932
MOST HOME RUNS.....	190 in 2012; 1987
MOST HOME RUNS, home.....	97 in 2012 (81 games); 1966 (81 games)
MOST HOME RUNS, road.....	115 in 1987 (82 games)
MOST HOME RUNS, leadoff.....	8 in 1999
MOST HOME RUNS, extra innings.....	7 in 1987; 1969
MOST HOME RUNS, bases loaded.....	8 in 2005; 2004
MOST HOME RUNS, pinch hit.....	8 in 1991
MOST HOME RUNS, one month.....	49, June 1966 (31 games)
FEWEST HOME RUNS.....	6* in 1913
FEWEST HOME RUNS, since 1946.....	82 in 1949
MOST SAVES.....	53 in 1998
MOST PITCHERS, 10 or more saves.....	3++ in 1999
MOST SHUTOUTS.....	26 in 1918
FEWEST SHUTOUTS.....	3 in 1994; 1932; 1923
MOST CONSECUTIVE SHUTOUTS.....	3, 11 times, last time 9/25-27/2015
MOST STRIKEOUTS.....	1,294 in 2013 (162 games)
FEWEST STRIKEOUTS.....	310 in 1925 (152 games)

## Team Pitching, Game

LARGEST LEAD RELINQUISHED IN LOSS.....	10 runs up, 6/4/1989 vs. TOR (10-0 after 6 inn., lost 13-11 in 12 inn.)
MOST RUNS.....	27-3 loss, 7/7/1923 (G1) at CLE
MOST RUNS, shutout.....	19-0 loss, 5/18/1955 vs. CLE
MOST HOME RUNS.....	7, 8/8/2004 at DET; 5/17/1967 vs. BAL; 5/30/1961 vs. NYY
MOST STRIKEOUTS, 9-inning game.....	20++, 9/18/1996 at DET, (W, 4-0); 4/29/1986 vs. SEA (W, 3-1)
MOST WALKS, 9-inning game.....	18++, 5/20/1948 at CLE (L, 4-13), Harris 7 (1.1 IP), McDermott 11 (6.2 IP)

+ML record (since 1900) ++tied for ML record \*AL record \*\*tied for AL record



**Pedro Martinez established a club record with an AL-best 313 strikeouts in 1999.**

# Single-Season Pitching Leaders

## Wins

1. J. Wood.....	*34-5, 1912
2. C. Young.....	*33-10, 1901
3. C. Young.....	*32-11, 1902
4. C. Young.....	*28-9, 1903
5. C. Young.....	26-16, 1904
6. Parnell (L).....	*25-7, 1949
Ferriss.....	25-6, 1946
Ferrell.....	*25-14, 1935
9. Clemens.....	*24-4, 1986
Ruth (L).....	24-13, 1917

## Strikeouts

1. P. Martinez.....	*313, 1999
2. Clemens.....	*291, 1988
3. P. Martinez.....	*284, 2000
4. J. Wood.....	258, 1912
5. Clemens.....	*257, 1996
6. Clemens.....	256, 1987
7. P. Martinez.....	251, 1998
8. Lonborg.....	*246, 1967
9. Clemens.....	*241, 1991
10. P. Martinez.....	*239, 2002

## Games Started

1. C. Young.....	*43, 1902
2. Dinneen.....	42, 1902
3. Ruth (L).....	*41, 1916
C. Young.....	41, 1904
C. Young.....	41, 1901
6. Lonborg.....	†39, 1967
Ehmke.....	39, 1923
8. 7 players.....	38

## Shutouts

1. J. Wood.....	*10, 1912
C. Young.....	*10, 1904
3. Ruth (L).....	*9, 1916
4. Clemens.....	*8, 1988
Mays.....	†8, 1918
6. Clemens.....	*7, 1987
Tiant.....	*7, 1974
Bush.....	7, 1918
Leonard (L).....	7, 1914
C. Young.....	*7, 1903

## 10-Strikeout Games

1. P. Martinez.....	*19, 1999
2. P. Martinez.....	*15, 2000
3. Clemens.....	*12, 1988
4. P. Martinez.....	*9, 2002
P. Martinez.....	*9, 2001
Clemens.....	†9, 1987
7. P. Martinez.....	8, 1998
Clemens.....	8, 1996
Clemens.....	†8, 1986
Lonborg.....	*8, 1967

## Losses

1. Ruffing.....	*10-25, 1928
2. Ruffing.....	*9-22, 1929
3. S. Harris.....	*14-21, 1927
J. Harris.....	†12-21, 1906
C. Young.....	†13-21, 1906
Dinneen.....	*21-21, 1902
7. Gaston.....	†13-20, 1930
J. Russell.....	†9-20, 1930
Ehmke.....	9-20, 1925
S. Jones.....	12-20, 1919

## Earned Run Average

1. Leonard (L).....	*0.96, 1914
2. C. Young.....	1.26, 1908
3. J. Wood.....	*1.49, 1915
4. R. Collins (L).....	1.62, 1910
5. C. Young.....	*1.62, 1901
6. Shore.....	1.64, 1915
7. J. Wood.....	1.68, 1910
8. Foster.....	1.70, 1914
9. P. Martinez.....	*1.74, 2000
10. Mays.....	1.74, 1917

## Games

1. Timlin.....	*81, 2005
2. G. Harris.....	*80, 1993
3. Radatz.....	79, 1964
4. Timlin.....	76, 2004
5. Slocumb.....	75, 1996
6. Lowe.....	74, 2000
Lowe.....	74, 1999
R. Murphy (L).....	74, 1989
9. 4 players.....	73

## Complete Games

1. C. Young.....	*41, 1902
2. C. Young.....	40, 1904
3. Dinneen.....	39, 1902
4. C. Young.....	38, 1901
5. Dinneen.....	37, 1904
6. Ruth (L).....	*35, 1917
J. Wood.....	*35, 1912
8. C. Young.....	†34, 1903
9. C. Young.....	33, 1907
10. Dinneen.....	32, 1903

## Home Runs Allowed

1. Wakefield.....	38, 1996
2. E. Wilson.....	37, 1964
3. Beckett.....	36, 2006
4. Wakefield.....	*35, 2005
Hurst (L).....	35, 1987
6. Wise.....	34, 1975
Monbouquette.....	34, 1964
8. Conley.....	33, 1961
9. Boyd.....	32, 1986
Tudor (L).....	32, 1983
Tiant.....	32, 1973
Monbouquette.....	32, 1965

## Win Pct. (Min. 15 decisions)

1. B. Stanley.....	.882, 1978
2. J. Wood.....	.872, 1912
3. Moret (L).....	*.867, 1973
4. Matsuzaka.....	.857, 2008
Clemens.....	*.857, 1986
6. P. Martinez.....	*.852, 1999
7. P. Martinez.....	*.833, 2002
8. Moret (L).....	*.824, 1975
9. Ferriss.....	*.806, 1946
10. Kinder.....	*.793, 1949

## Saves

1. T. Gordon.....	*46, 1998
2. Lowe.....	†42, 2000
3. Papelbon.....	41, 2008
4. Urbina.....	40, 2002
Reardon.....	40, 1991
6. Papelbon.....	38, 2009
7. Papelbon.....	37, 2010
Papelbon.....	37, 2007
9. Papelbon.....	35, 2006
10. 2 players.....	33

## Innings

1. C. Young.....	*384.2, 1902
2. C. Young.....	380.0, 1904
3. Dinneen.....	371.1, 1902
C. Young.....	371.1, 1901
5. J. Wood.....	344.0, 1912
6. C. Young.....	343.1, 1907
7. C. Young.....	*341.2, 1903
8. Dinneen.....	335.2, 1904
9. Ruth (L).....	326.1, 1917
10. Ruth (L).....	323.2, 1916

## Walks

1. Parnell (L).....	134, 1949
2. McDermott (L).....	124, 1950
3. Torrez.....	*121, 1979
Schwall.....	121, 1962
5. Newsom.....	119, 1937
Ja. Wilson.....	119, 1937
Ferrell.....	119, 1936
Ehmke.....	119, 1923
9. Ruffing.....	118, 1929
Ruth (L).....	118, 1916

## Relief Wins

1. Radatz.....	*16, 1964
2. Radatz.....	*15, 1963
3. Clear.....	*14, 1982
4. B. Stanley.....	*13, 1978
Campbell.....	13, 1977
6. B. Stanley.....	12, 1982
7. Delock.....	*11, 1956
8. 7 players.....	10

\* led league (L) left-hander  
† tied for league lead

# Career Pitching Records

## Wins

1. Clemens.....	192
2. C. Young.....	192
3. Wakefield.....	186
4. Parnell (L).....	123
5. Tiant.....	122
6. P. Martinez.....	117
7. J. Wood.....	116
8. B. Stanley.....	115
9. Lester (L).....	110
10. Dobson.....	106
11. Grove (L).....	105
12. Hughson.....	96
Monbouquette.....	96
14. B. Lee (L).....	94
15. Brewer.....	91
16. Leonard (L).....	90
F. Sullivan.....	90
18. Beckett.....	89
Ruth (L).....	89
20. 2 players.....	88

## Losses

1. Wakefield.....	168
2. C. Young.....	112
3. Clemens.....	111
4. B. Stanley.....	97
Winter.....	97
6. Ruffing.....	96
7. Ja. Russell.....	94
8. Monbouquette.....	91
9. Dinneen.....	85
10. Brewer.....	82
11. Tiant.....	81
12. F. Sullivan.....	80
13. MacFayden.....	78
14. Parnell (L).....	75
15. Hurst (L).....	73
16. Delock.....	72
Dobson.....	72
W. Nixon.....	72
19. Eckersley.....	71
20. B. Lee (L).....	68

## Winning Pct. (100 Decisions)

1. P. Martinez.....	.760
2. J. Wood.....	.674
3. Ruth (L).....	.659
4. Hughson.....	.640
5. Lester (L).....	.636
6. Clemens.....	.634
7. C. Young.....	.632
8. Grove (L).....	.629
9. Kinder.....	.623
10. Parnell (L).....	.621
11. Tannehill (L).....	.620
12. W. Ferrell.....	.608
13. Beckett.....	.605
14. Tiant.....	.601
15. Dobson.....	.596
16. <b>Buchholz</b> .....	.589
17. Leonard (L).....	.588
18. Mays.....	.585
19. B. Lee (L).....	.580
20. R. Collins (L).....	.575

## ERA (1,000 IP)

1. J. Wood.....	1.99
2. C. Young.....	2.00
3. Leonard (L).....	2.13
4. Ruth (L).....	2.19
5. Mays.....	2.21
6. R. Collins (L).....	2.51
7. P. Martinez.....	2.52
8. Dinneen.....	2.81
9. Winter.....	2.91
10. Hughson.....	2.94
11. Clemens.....	3.06
12. Kinder.....	3.28
13. Grove (L).....	3.34
14. Tiant.....	3.36
15. S. Jones.....	3.39
16. F. Sullivan.....	3.47
17. Culp.....	3.50
18. Parnell (L).....	3.50
19. Dobson.....	3.57
20. B. Stanley.....	3.64

## Strikeouts

1. Clemens.....	2,590
2. Wakefield.....	2,046
3. P. Martinez.....	1,683
4. Lester (L).....	1,386
5. C. Young.....	1,341
6. Beckett.....	1,108
7. Tiant.....	1,075
8. Hurst (L).....	1,043
9. J. Wood.....	986
10. Monbouquette.....	969
11. F. Sullivan.....	821
12. <b>Buchholz</b> .....	806
13. Culp.....	794
14. Lonborg.....	784
15. Eckersley.....	771
Leonard (L).....	771
17. Grove (L).....	743
18. Brewer.....	733
19. Parnell (L).....	732
20. E. Wilson.....	714

## Saves

1. Papelbon.....	219
2. B. Stanley.....	132
3. Radatz.....	104
4. Kinder.....	91
5. Reardon.....	88
6. Lowe.....	85
7. <b>Uehara</b> .....	72
8. Lyle (L).....	69
9. Gordon.....	68
10. L. Smith.....	58
11. B. Campbell.....	51
12. Urbina.....	49
13. Fornieles.....	48
Slocumb.....	48
15. Foulke.....	47
16. Je. Russell.....	45
17. Drago.....	41
18. Burgmeier (L).....	40
19. Clear.....	38
20. Delock.....	31

## Games

1. B. Stanley.....	637
2. Wakefield.....	590
3. Papelbon.....	396
4. Timlin.....	394
5. Lowe.....	384
6. Clemens.....	383
7. Kinder.....	365
8. C. Young.....	327
9. Delock.....	322
10. B. Lee (L).....	321
11. Delcarmen.....	289
Parnell (L).....	289
13. G. Harris.....	287
14. Fornieles.....	286
Radatz.....	286
16. Tiant.....	274
17. Garces.....	261
Okajima (L).....	261
19. Lyle (L).....	260
20. Dobson.....	259

## Games Started

1. Wakefield.....	430
2. Clemens.....	382
3. C. Young.....	297
4. Lester (L).....	241
5. Tiant.....	238
6. Parnell (L).....	232
7. Monbouquette.....	228
8. Brewer.....	217
Hurst (L).....	217
10. Dobson.....	202
11. P. Martinez.....	201
F. Sullivan.....	201
13. Beckett.....	194
14. Eckersley.....	191
15. Grove (L).....	190
16. W. Nixon.....	177
17. Winter.....	176
18. Dinneen.....	174
19. <b>Buchholz</b> .....	167
B. Lee (L).....	167

## Innings

1. Wakefield.....	3,006.0
2. Clemens.....	2,776.0
3. C. Young.....	2,728.1
4. Tiant.....	1,774.2
5. Parnell (L).....	1,752.2
6. B. Stanley.....	1,707.0
7. Monbouquette.....	1,622.0
8. Winter.....	1,599.2
9. Dobson.....	1,544.0
10. Grove (L).....	1,539.2
11. Lester (L).....	1,519.1
12. Brewer.....	1,509.1
13. F. Sullivan.....	1,505.1
14. B. Lee (L).....	1,503.1
15. Dinneen.....	1,501.0
16. Hurst (L).....	1,459.0
17. J. Wood.....	1,418.0
18. P. Martinez.....	1,383.2
19. Hughson.....	1,375.2
20. Eckersley.....	1,371.2

(L) left-hander

## Career Pitching Records, Continued

### Complete Games

1. C. Young.....	275
2. Dinneen.....	156
3. Winter.....	141
4. J. Wood.....	121
5. Grove (L).....	119
6. Parnell (L).....	113
Tiant.....	113
8. Ruth (L).....	105
9. Clemens.....	100
10. Hughson.....	99
11. Leonard (L).....	96
12. R. Collins (L).....	90
Dobson.....	90
14. Mays.....	87
15. Tannehill (L).....	85
16. Ehmke.....	83
S. Jones.....	83
18. W. Ferrell.....	81
19. Brewer.....	75
20. Ruffing.....	73

### Home Runs Allowed

1. Wakefield.....	401
2. Clemens.....	194
3. Monbouquette.....	180
4. Hurst (L).....	173
5. Tiant.....	170
6. Eckersley.....	167
7. Beckett.....	153
8. Lester (L).....	138
9. B. Lee (L).....	136
10. Delock.....	134
11. Boyd.....	126
Brewer.....	126
13. F. Sullivan.....	123
E. Wilson.....	123
15. B. Stanley.....	113
16. Lonborg.....	105
17. Parnell (L).....	104
18. Culp.....	103
P. Martinez.....	103
20. Buchholz.....	95

### 20-Game Winners

Rank/Player	W-L	Year
1. J. Wood.....	*34-5	1912
2. C. Young.....	*33-10	1901
3. C. Young.....	*32-11	1902
4. C. Young.....	*28-9	1903
5. C. Young.....	26-16	1904
6. Parnell (L).....	*25-7	1949
Ferriss.....	25-6	1946
W. Ferrell.....	*25-14	1935
9. Clemens.....	*24-4	1986
Ruth (L).....	24-13	1917
11. P. Martinez.....	*23-4	1999
Kinder.....	23-6	1949
S. Jones.....	23-16	1921
Ruth (L).....	23-12	1916
J. Wood.....	23-17	1911
Dinneen.....	23-14	1904

### Shutouts

1. Clemens.....	38
C. Young.....	38
3. J. Wood.....	28
4. Tiant.....	26
5. Leonard (L).....	25
6. Parnell (L).....	20
7. R. Collins (L).....	19
Hughson.....	19
9. S. Jones.....	18
10. Dobson.....	17
Ruth (L).....	17
12. Dinneen.....	16
Monbouquette.....	16
14. Foster.....	15
Grove (L).....	15
16. Mays.....	14
F. Sullivan.....	14
Tannehill (L).....	14
19. 3 players.....	13

### SO/9.0 IP (1,000 IP)

1. P. Martinez.....	10.95
2. Clemens.....	8.40
3. Lester (L).....	8.21
4. Beckett.....	8.04
5. Buchholz.....	7.05
6. Culp.....	6.54
7. Hurst (L).....	6.43
8. Lonborg.....	6.42
9. E. Wilson.....	6.27
10. J. Wood.....	6.26
11. Wakefield.....	6.13
12. Lowe.....	5.84
13. Tiant.....	5.45
14. Monbouquette.....	5.38
15. Leonard (L).....	5.10
16. Eckersley.....	5.06
17. Boyd.....	5.05
18. Delock.....	4.93
19. F. Sullivan.....	4.91
20. Ja. Wilson.....	4.75

Rank/Player	W-L	Year
17. Tiant.....	22-13	1974
Lonborg.....	†22-9	1967
Hughson.....	*22-6	1942
Mays.....	22-9	1917
Tannehill (L).....	22-9	1905
22. Schilling.....	*21-6	2004
Lowe.....	21-8	2002
Clemens.....	21-6	1990
Tiant.....	21-12	1976
Parnell (L).....	21-8	1953
Ferriss.....	21-10	1945
Mays.....	21-13	1918
C. Young.....	21-11	1908
C. Young.....	21-15	1907
Tannehill (L).....	21-11	1904
Dinneen.....	21-13	1903

### Walks

1. Wakefield.....	1,095
2. Clemens.....	856
3. Parnell (L).....	758
4. Brewer.....	669
5. Dobson.....	604
6. J. Wilson.....	564
7. W. Nixon.....	530
8. Lester (L).....	529
9. Delock.....	514
10. McDermott (L).....	504
11. Tiant.....	501
12. Ostermueller (L).....	491
13. E. Wilson.....	481
14. Hurst (L).....	479
15. F. Sullivan.....	475
16. B. Stanley.....	471
17. Ruffing.....	459
18. B. Lee (L).....	448
19. Grove (L).....	447
20. MacFayden.....	430

### Relief Wins

1. B. Stanley.....	85
2. Radatz.....	49
3. Kinder.....	40
4. Clear.....	35
5. Delock.....	34
6. Fornieles.....	31
7. Timlin.....	30
8. B. Campbell.....	28
9. Ryba.....	26
Ja. Wilson.....	26

### 10-Strikeout Games

1. P. Martinez.....	72
2. Clemens.....	68
3. Lester (L).....	20
4. J. Wood.....	18
5. Hurst (L).....	13
6. Culp.....	10
Lonborg.....	10
Morehead.....	10
9. Tiant.....	9
10. C. Young.....	8

Rank/Player	W-L	Year
Dinneen.....	21-21	1902
34. Beckett.....	*20-7	2007
P. Martinez.....	20-4	2002
Clemens.....	†20-9	1987
Eckersley.....	20-8	1978
Tiant.....	20-13	1973
Monbouquette.....	20-10	1963
Hughson.....	20-11	1946
W. Ferrell.....	20-15	1936
Grove (L).....	20-12	1935
Ehmke.....	20-17	1923
Ra. Collins (L).....	20-13	1914
Bediet.....	20-9	1912
O'Brien.....	20-13	1912
Hughes.....	20-7	1903

(L) left-hander \* led league † tied for league lead

# Annual Pitching Leaders

YEAR	WINS	EARNED RUN AVG	GAMES	GAMES STARTED
2015	Miley..... 11	Miley.....4.46	Layne, Ogando.....64	Miley..... 32
2014	Lackey..... 11	Buchholz.....5.34	Tazawa..... 71	Buchholz..... 28
2013	Lester..... 15	Lackey.....3.52	Uehara.....73	Lester..... 33
2012	Buchholz, Doubront... 11	Buchholz.....4.56	Aceves.....69	Lester..... 33
2011	Lester..... 15-9	Beckett.....2.89	D. Bard..... 70	Lester..... 31
2010	Lester..... 19-9	Buchholz.....2.33	D. Bard.....73	Lackey..... 33
2009	Beckett..... 17-6	Lester..... 3.41	R. Ramirez.....70	Beckett, Lester..... 32
2008	Matsuzaka..... 18-3	Matsuzaka.....2.90	Delcarmen..... 73	Lester..... 33
2007	Beckett.....*20-7	Beckett.....3.27	Okajima.....66	Matsuzaka..... 32
2006	Beckett..... 16-11	Schilling.....3.97	Timlin.....68	Beckett..... 33
2005	Wakefield..... 16-12	Wakefield.....4.15	Timlin.....*81	Wakefield..... 33
2004	Schilling.....*21-6	Schilling.....3.26	Timlin.....76	Lowe, P. Martinez..... 33
2003	Lowe..... 17-7	P. Martinez.....*2.22	Timlin.....72	Lowe, Wakefield..... 33
2002	Lowe..... 21-8	P. Martinez.....*2.26	Urbina.....61	Lowe..... 32
2001	Nomo..... 13-10	Wakefield.....3.90	Beck.....68	Nomo..... 33
2000	P. Martinez..... 18-6	P. Martinez.....*1.74	Love.....74	P. Martinez..... 29
1999	P. Martinez.....*23-4	P. Martinez.....*2.07	Love.....74	P. Martinez..... 29
1998	P. Martinez..... 19-7	P. Martinez.....2.89	Gordon..... 73	P. Martinez, Wakefield... 33
1997	Sele..... 13-12	Gordon..... 3.74	Wasdin.....53	Sele..... 33
1996	Wakefield..... 14-13	Clemens.....3.63	Slocumb.....75	Clemens, Gordon..... 34
1995	Wakefield..... 16-8	Wakefield.....2.95	Belinda..... 63	Hanson..... 29
1994	Clemens..... 9-7	Clemens.....2.85	Fossas.....44	Clemens..... 24
1993	Darwin..... 15-11	Viola.....3.14	G. Harris.....*80	Darwin..... 34
1992	Clemens..... 18-11	Clemens.....*2.41	G. Harris.....70	Viola.....35
1991	Clemens..... 18-10	Clemens.....*2.62	Fossas.....64	Clemens.....**35
1990	Clemens..... 21-6	Clemens.....*1.93	R. Murphy.....68	Boddicker..... 34
1989	Clemens..... 17-11	Clemens.....3.13	R. Murphy.....74	Clemens..... 35
1988	Clemens, Hurst..... 18	Clemens.....2.93	L. Smith.....64	Clemens..... 35
1987	Clemens.....**20-9	Clemens.....2.97	Schiraldi.....62	Clemens..... 36
1986	Clemens.....*24-4	Clemens.....*2.48	B. Stanley.....66	Clemens..... 33
1985	Boyd..... 15-13	Boyd.....3.70	B. Stanley.....48	Boyd..... 35
1984	3 players..... 12	Nipper.....3.89	B. Stanley.....57	Hurd..... 33
1983	Tudor..... 13-12	Ojeda.....4.04	B. Stanley.....64	Tudor..... 34
1982	Clear..... 14-9	B. Stanley.....3.10	Clear.....55	Eckersley..... 33
1981	B. Stanley, Torrez.... 10	Torrez.....3.68	B. Stanley.....35	Eckersley, Tanana..... 23
1980	Eckersley..... 12-14	B. Stanley.....3.39	Burgmeier.....62	Torrez..... 32
1979	Eckersley..... 17-10	Eckersley.....2.99	Drago.....53	Torrez..... 36
1978	Eckersley..... 20-8	Eckersley.....2.99	B. Stanley.....52	Torrez..... 36
1977	Campbell..... 13-9	Jenkins.....3.68	Campbell.....69	Tiant..... 32
1976	Tiant..... 21-12	Tiant.....3.06	Willoughby..... 54	Tiant.....38
1975	Wise..... 19-12	B. Lee.....3.95	B. Lee.....41	Tiant, Wise..... 35
1974	Tiant..... 22-13	Tiant.....2.92	Segui.....58	Tiant..... 38
1973	Tiant..... 20-13	B. Lee.....2.75	Bolin.....39	Tiant..... 35
1972	Pattin..... 17-13	Tiant.....*1.91	B. Lee.....47	Pattin..... 35
1971	Siebert..... 16-10	Siebert.....2.91	Bolin.....52	Culp..... 35
1970	Culp..... 17-14	Culp.....3.04	Lyle.....63	Peters..... 34
1969	Culp..... 17-8	Nagy.....3.11	Lyle.....71	Culp..... 32
1968	Culp, Ellsworth..... 16	Culp.....2.91	Stange.....50	Culp..... 30
1967	Lonborg.....**22-9	Stange.....2.77	Wyatt.....60	Lonborg.....**39
1966	Santiago..... 12-13	Santiago.....3.66	McMahon.....49	Santiago..... 28
1965	E. Wilson..... 13-14	Monbouquette.....3.70	Radatz.....63	E. Wilson..... 36
1964	Radatz..... 16-9	Monbouquette.....4.04	Radatz.....79	Monbouquette..... 35
1963	Monbouquette..... 20-10	E. Wilson.....3.76	Radatz.....66	Monbouquette..... 36
1962	Conley, Monbouquette.. 15	Monbouquette.....3.33	Radatz.....*62	Monbouquette..... 35
1961	Schwall..... 15-7	Schwall.....3.22	Fornieles.....57	Monbouquette..... 32
1960	Monbouquette..... 14-11	Monbouquette.....3.64	Fornieles.....*70	Monbouquette..... 30
1959	Casale..... 13-8	Brewer.....3.76	Fornieles.....46	Brewer..... 32
1958	Delock..... 14-8	Delock.....3.38	Wall.....52	Brewer..... 32
1957	Brewer..... 16-13	F. Sullivan.....2.73	Delock.....49	Brewer..... 32
1956	Brewer..... 19-9	F. Sullivan.....3.42	Delock.....48	F. Sullivan..... 33
1955	F. Sullivan.....**18-13	F. Sullivan.....2.91	Hurd, Kinder.....43	F. Sullivan.....*35
1954	F. Sullivan..... 15-12	F. Sullivan.....3.14	Kinder.....48	W. Nixon..... 30
1953	Parnell..... 21-8	McDermott.....3.01	Kinder.....*69	Parnell..... 34
1952	Parnell..... 12-12	Parnell.....3.62	Delock.....39	Parnell..... 29

Pitching Records

## Annual Pitching Leaders, Continued

YEAR	WINS	EARNED RUN AVG	GAMES	GAMES STARTED
1951	Parnell..... 18-11	Parnell.....3.26	Kinder.....*63	Parnell..... 29
1950	Parnell..... 18-10	Parnell.....3.61	Kinder..... 48	Parnell..... 31
1949	Parnell.....*25-7	Parnell.....*2.77	Kinder..... 43	Parnell..... 33
1948	Kramer..... 18-5	Parnell.....3.14	Dobson..... 38	Dobson..... 32
1947	Dobson..... 18-8	Dobson.....2.95	E. Johnson..... 45	Dobson..... 31
1946	Ferriss..... 25-6	Hughson.....2.75	Ferriss..... 40	Ferriss, Hughson..... 35
1945	Ferriss..... 21-10	Ferriss.....2.96	Barrett..... 37	Ferriss..... 31
1944	Hughson..... 18-5	Hughson.....2.26	Ryba..... 42	Bowman..... 24
1943	Hughson..... 12-15	Hughson.....2.64	M. Brown.....*49	Hughson..... 32
1942	Hughson.....*22-6	Hughson.....2.59	Hughson..... 38	Hughson..... 30
1941	Newsome..... 19-10	C. Wagner.....3.07	Ryba..... 40	Newsome..... 29
1940	Heving, Ja. Wilson.... 12	Bagby Jr.....4.73	Ja. Wilson..... 41	Bagby Jr., Grove.....21
1939	Grove..... 15-4	Grove.....*2.54	Dickman..... 48	Auker..... 25
1938	Bagby Jr., Ja. Wilson.... 15	Grove.....*3.08	Bagby Jr..... 43	Ja. Wilson..... 27
1937	Grove..... 17-9	Grove.....3.02	Ja. Wilson..... 51	Grove..... 32
1936	W. Ferrell..... 20-15	Grove.....*2.81	Ostermueller..... 43	W. Ferrell..... 38
1935	W. Ferrell.....*25-14	Grove.....*2.70	Walberg..... 44	W. Ferrell.....*38
1934	W. Ferrell..... 14-5	Ostermueller.....3.49	Rhodes..... 44	Rhodes..... 31
1933	Rhodes..... 12-15	B. Weiland.....3.87	Welch..... 47	Rhodes..... 29
1932	Kline..... 11-13	Durham.....3.80	Kline..... 47	B. Weiland..... 27
1931	MacFayden..... 16-12	W. Moore.....3.88	W. Moore..... 53	MacFayden..... 32
1930	Gaston..... 13-20	Gaston.....3.92	Gaston..... 38	Gaston..... 34
1929	E. Morris..... 14-14	MacFayden.....3.62	Gaston..... 39	Ja. Russell..... 32
1928	E. Morris..... 19-15	E. Morris.....3.53	E. Morris..... 47	Ruffing..... 34
1927	S. Harriss..... 14-21	S. Harriss.....4.18	S. Harriss..... 44	Wiltse..... 29
1926	Wingfield..... 11-16	Wiltse.....4.22	Wingfield..... 43	Wiltse..... 29
1925	Wingfield..... 12-19	Ehmke.....3.73	Wingfield..... 41	Ehmke..... 31
1924	Ehmke..... 19-17	Quinn.....3.27	Ehmke..... 45	Ehmke..... 36
1923	Ehmke..... 20-17	Piercy.....3.41	Ehmke..... 43	Ehmke..... 39
1922	Ri. Collins..... 14-11	Quinn.....3.48	Karr..... 41	Quinn..... 32
1921	S. Jones..... 23-16	S. Jones.....3.22	S. Jones..... 40	S. Jones..... 38
1920	Pennock..... 16-13	H. Harper.....3.04	S. Jones, Pennock.....37	S. Jones..... 33
1919	Pennock..... 16-8	Mays.....2.47	S. Jones..... 35	S. Jones..... 31
1918	Mays..... 21-13	Bush.....2.11	Bush..... 36	Mays..... 33
1917	Ruth..... 24-13	Mays.....1.74	Ruth..... 41	Ruth..... 38
1916	Ruth..... 23-12	Ruth.....*1.75	Leonard..... 48	Ruth.....*41
1915	Foster, Shore..... 19	J. Wood.....*1.49	Mays, Shore..... 38	Foster..... 33
1914	Ra. Collins..... 20-13	Leonard.....*0.96	Bedient..... 42	Ra. Collins..... 30
1913	Ra. Collins..... 19-8	Leonard.....2.39	Bedient..... 43	Ra. Collins..... 30
1912	J. Wood.....*34-5	J. Wood.....1.91	J. Wood..... 43	J. Wood..... 38
1911	J. Wood..... 23-17	J. Wood.....2.02	J. Wood..... 44	J. Wood..... 33
1910	Cicotte..... 15-11	Ra. Collins.....1.62	Cicotte..... 36	Cicotte..... 30
1909	Arellanes..... 16-12	Cicotte.....1.97	Arellanes..... 45	Arellanes..... 28
1908	C. Young..... 21-11	C. Young.....1.26	Cicotte..... 39	C. Young..... 33
1907	C. Young..... 21-15	C. Young.....1.99	C. Young..... 43	C. Young..... 37
1906	Tannehill, C. Young.... 13	Dinneen.....2.92	C. Young..... 39	C. Young..... 34
1905	Tannehill..... 22-9	C. Young.....1.82	C. Young..... 38	C. Young..... 33
1904	C. Young..... 26-16	C. Young.....1.97	C. Young..... 43	C. Young..... 41
1903	C. Young.....*28-9	C. Young.....2.08	C. Young..... 40	C. Young..... 35
1902	C. Young.....*32-11	C. Young.....2.15	C. Young.....*45	C. Young.....*43
1901	C. Young.....*33-10	C. Young.....*1.62	C. Young..... 43	C. Young..... 41

\* led league \*\* tied for league lead

# Annual Pitching Leaders, Continued

YEAR	COMPLETE GAMES	SAVES	INNINGS	STRIKEOUTS
2015	Buchholz, Hill, Miley 1	Uehara.....25	Miley.....193.2	Porcello.....149
2014	Buchholz.....2	Uehara.....26	Buchholz.....170.1	Lester.....149
2013	Lackey.....2	Uehara.....21	Lester.....213.1	Lester.....177
2012	Lester.....3	Aceves.....25	Lester.....205.1	Doubront.....167
2011	Beckett, Wakefield...1	Papelbon.....31	Beckett.....193.0	Lester.....182
2010	Lester.....2	Papelbon.....37	Lackey.....215.0	Lester.....225
2009	Beckett.....4	Papelbon.....38	Beckett.....212.1	Lester.....225
2008	Lester.....2	Papelbon.....41	Lester.....210.1	Beckett.....172
2007	5 players.....1	Papelbon.....37	Matsuzaka.....204.2	Matsuzaka.....201
2006	3 players.....3	Papelbon.....35	Beckett.....204.2	Schilling.....183
2005	Wakefield.....3	Foulke.....15	Wakefield.....225.1	Wakefield.....151
2004	Schilling.....3	Foulke.....32	Schilling.....226.2	P. Martinez.....227
2003	P. Martinez.....3	Kim.....16	Love.....203.1	P. Martinez.....206
2002	P. Martinez.....2	Urbina.....40	Love.....219.2	P. Martinez.....*239
2001	Nomo.....2	Lowe.....24	Nomo.....198.0	Nomo.....*220
2000	P. Martinez.....7	Lowe.....*42	P. Martinez.....217.0	P. Martinez.....*284
1999	P. Martinez.....5	Lowe, Wakefield.....15	P. Martinez.....213.1	P. Martinez.....*313
1998	P. Martinez.....3	Gordon.....*46	P. Martinez.....233.2	P. Martinez.....251
1997	Wakefield.....4	Slocumb.....17	Wakefield.....201.1	Gordon.....159
1996	Clemens, Wakefield...6	Slocumb.....31	Clemens.....242.2	Clemens.....*257
1995	Wakefield.....6	Aguilera.....20	Wakefield.....195.1	Hanson.....139
1994	Clemens.....3	Ryan.....13	Clemens.....170.2	Clemens.....168
1993	3 players.....2	Je. Russell.....33	Darwin.....229.1	Clemens.....160
1992	Clemens.....11	Reardon.....27	Clemens.....246.2	Clemens.....208
1991	Clemens.....13	Reardon.....40	Clemens.....*271.1	Clemens.....*241
1990	Clemens.....7	Reardon.....21	Clemens.....228.1	Clemens.....209
1989	Clemens.....8	L. Smith.....25	Clemens.....253.1	Clemens.....230
1988	Clemens.....**14	L. Smith.....29	Clemens.....264.0	Clemens.....*291
1987	Clemens.....*18	Gardner.....10	Clemens.....281.2	Clemens.....256
1986	Hurst.....11	B. Stanley.....16	Clemens.....254.0	Clemens.....238
1985	Boyd.....13	Crawford.....12	Boyd.....272.1	Hurst.....189
1984	Boyd.....10	B. Stanley.....22	Hurst.....218.0	Ojeda.....137
1983	Tudor.....7	B. Stanley.....33	Tudor.....242.0	Tudor.....136
1982	Eckersley.....11	Clear, B. Stanley.....14	Eckersley.....224.1	Tudor.....146
1981	Eckersley.....8	Clear.....9	Eckersley.....154.0	Clear.....82
1980	Eckersley.....8	Burgmeier.....24	Torrez.....207.1	Eckersley.....121
1979	Eckersley.....17	Drago.....13	Torrez.....252.1	Eckersley.....150
1978	Eckersley.....16	B. Stanley.....10	Eckersley.....268.1	Eckersley.....162
1977	Jenkins.....11	Campbell.....*31	Jenkins.....193.0	Tiant.....124
1976	Tiant.....19	Willoughby.....10	Tiant.....279.0	Jenkins.....142
1975	Tiant.....18	Drago.....15	B. Lee, Tiant.....260.0	Tiant.....142
1974	Tiant.....25	Segui.....10	Tiant.....311.1	Tiant.....176
1973	Tiant.....23	Bolin.....15	B. Lee.....284.2	Tiant.....206
1972	Pattin.....13	Bolin, B. Lee.....5	Pattin.....253.0	Pattin.....168
1971	Culp, Siebert.....12	Lyle.....16	Culp.....242.1	Culp.....151
1970	Culp.....15	Lyle.....20	Culp.....251.1	Culp.....197
1969	Culp.....9	Lyle.....17	Culp.....227.0	Culp.....172
1968	Culp.....11	Stange.....12	Culp.....216.1	Culp.....190
1967	Lonborg.....15	Wyatt.....20	Lonborg.....273.1	Lonborg.....*246
1966	Stange.....8	McMahon.....9	Lonborg.....181.2	Lonborg.....131
1965	Monbouquette.....10	Radatz.....22	E. Wilson.....230.2	E. Wilson.....164
1964	Monbouquette.....7	Radatz.....29	Monbouquette.....234.0	Radatz.....181
1963	Monbouquette.....13	Radatz.....25	Monbouquette.....266.2	Monbouquette.....174
1962	Monbouquette.....11	Radatz.....*24	Conley.....241.2	Monbouquette.....153
1961	Monbouquette.....12	Fornieles.....15	Monbouquette.....236.1	Monbouquette.....161
1960	Monbouquette.....12	Fornieles.....*14	Monbouquette.....215.0	Monbouquette.....134
1959	Brewer.....11	Fornieles.....11	Brewer.....215.1	Brewer.....121
1958	Brewer, F. Sullivan...10	Kiely.....12	Brewer.....227.1	Brewer.....124
1957	Brewer.....15	Delock.....11	F. Sullivan.....240.2	Brewer.....128
1956	Brewer.....15	Delock.....9	Brewer.....244.1	Brewer.....127
1955	F. Sullivan.....16	Kinder.....18	F. Sullivan.....*260.0	F. Sullivan.....129
1954	F. Sullivan.....11	Kinder.....15	F. Sullivan.....206.1	F. Sullivan.....124
1953	Parnell.....12	Kinder.....*27	Parnell.....241.0	Parnell.....136
1952	Parnell.....15	Benton.....6	Parnell.....214.0	McDermott.....117

Pitching Records



## Annual Pitching Leaders, Continued

YEAR	COMPLETE GAMES	SAVES	INNINGS	STRIKEOUTS
1951	Parnell..... 11	Kinder.....*14	Parnell.....221.0	McDermott..... 127
1950	Parnell.....21	Kinder.....9	Parnell.....249.0	McDermott..... 96
1949	Parnell.....*27	2 players.....4	Parnell.....*295.1	Kinder..... 138
1948	Dobson, Parnell..... 16	E. Johnson.....5	Dobson.....245.1	Dobson..... 116
1947	Dobson..... 15	E. Johnson.....8	Dobson.....228.2	Hughson..... 119
1946	Ferriss.....26	Klinger.....*9	Hughson.....278.0	Hughson..... 172
1945	Ferriss.....26	Barrett.....3	Ferriss.....264.2	Ferriss..... 94
1944	Hughson..... 19	Barrett.....8	Hughson.....203.1	Hughson..... 112
1943	Hughson.....**20	M. Brown.....9	Hughson.....266.0	Hughson.....114
1942	Hughson.....**22	M. Brown.....6	Hughson.....*281.0	Hughson.....**113
1941	Newsome..... 17	Ryba.....6	Newsome.....213.2	M. Harris..... 111
1940	Grove, Ja. Wilson..... 9	Ja. Wilson.....5	Bagby Jr.....182.2	Ja. Wilson.....102
1939	Grove..... 17	Heving.....7	Grove.....191.0	Grove..... 81
1938	Grove..... 12	McKain.....6	Bagby Jr.....198.2	Grove..... 99
1937	Grove.....21	Ja. Wilson.....7	Grove.....262.0	Grove.....153
1936	W. Ferrell.....*28	Ja. Wilson.....3	W. Ferrell.....*301.0	Grove.....130
1935	W. Ferrell.....*31	Walberg.....3	W. Ferrell.....*322.1	Grove.....121
1934	W. Ferrell..... 17	Ostermueller.....3	Rhodes.....219.0	Welch..... 91
1933	Rhodes..... 14	Kline.....4	Rhodes.....232.0	B. Weiland..... 97
1932	Andrews..... 8	W. Moore.....4	B. Weiland.....195.2	B. Weiland..... 63
1931	MacFayden..... 17	W. Moore.....*10	Ja. Russell.....232.0	MacFayden..... 74
1930	Gaston.....20	Gaston, MacFayden.....2	Gaston.....273.0	Gaston..... 99
1929	Gaston..... 20	Gaston.....2	Ruffing.....244.1	Ruffing.....109
1928	Ruffing.....*25	E. Morris.....5	Ruffing.....289.1	Ruffing.....118
1927	Wiltse..... 13	MacFayden, Ruffing.....2	Wiltse.....219.0	S. Harris, Ruffing..... 77
1926	Wiltse, Wingfield..... 9	Wingfield.....3	Wiltse.....196.1	Wiltse..... 59
1925	Ehmke.....**22	Wingfield.....2	Ehmke.....260.2	Ehmke..... 95
1924	Ehmke.....26	Quinn.....7	Ehmke.....*315.0	Ehmke.....119
1923	Ehmke..... 28	Quinn.....7	Ehmke.....316.2	Ehmke.....121
1922	Quinn..... 16	Ferguson, A. Russell.....2	Quinn.....256.0	Ri. Collins..... 69
1921	S. Jones.....25	A. Russell.....3	S. Jones.....298.2	S. Jones..... 98
1920	S. Jones..... 21	Pennock.....2	S. Jones.....274.0	Bush..... 88
1919	S. Jones.....21	A. Russell.....4	S. Jones.....245.0	Pennock..... 70
1918	Mays.....**30	Bush.....2	Mays.....293.1	Bush.....125
1917	Ruth.....*35	Ruth.....2	Ruth.....326.1	Leonard.....144
1916	Ruth.....23	Leonard.....6	Ruth.....323.2	Ruth.....170
1915	Foster..... 21	Mays.....*7	Foster.....255.1	Leonard.....116
1914	Foster, Leonard.....17	Leonard.....3	Ra. Collins.....272.1	Leonard.....176
1913	Ra. Collins..... 19	Bedient.....5	Leonard.....259.1	Leonard.....144
1912	J. Wood.....*35	Bedient, Hall.....2	J. Wood.....344.0	J. Wood.....258
1911	J. Wood..... 25	Hall.....**4	J. Wood.....275.2	J. Wood.....231
1910	Cicotte.....20	Hall.....2	Cicotte.....250.0	J. Wood.....145
1909	Arellanes..... 17	Arellanes.....*8	Arellanes.....230.2	J. Wood..... 88
1908	C. Young..... 30	3 players.....2	C. Young.....299.0	C. Young.....150
1907	C. Young.....33	Pruiett.....3	C. Young.....343.1	C. Young.....147
1906	C. Young.....28	3 players.....2	C. Young.....287.2	C. Young.....140
1905	C. Young.....31	Dinneen.....1	C. Young.....320.2	C. Young.....210
1904	C. Young.....40	C. Young.....1	C. Young.....380.0	C. Young.....200
1903	C. Young.....**34	Dinneen, Young.....**2	C. Young.....*341.2	C. Young.....176
1902	C. Young.....*41	Altrock.....1	C. Young.....*384.2	C. Young.....160
1901	C. Young..... 38	T. Lewis.....1	C. Young.....371.1	C. Young.....*158

\* led league \*\* tied for league lead

# saves first became an official statistic in 1969

# Strikeout Records

## Single-Game Strikeout Highs

RANK/PITCHER	SO	DATE/OPP	RANK/PITCHER	SO	DATE/OPP
1. Clemens	20	9/18/1996 at DET	P. Martinez	15	5/12/2000 at BAL
			Clemens	15	9/4/1999 at SEA
3. P. Martinez	17	5/6/2000 vs. TB	P. Martinez	15	8/24/1999 at MIN
			P. Martinez	15	5/12/1999 vs. SEA
			P. Martinez	15	5/7/1999 vs. ANA
6. P. Martinez	16	4/8/2001 vs. TB	Clemens	15	7/9/1988 at CWS (G2, 10)
			Clemens	15	8/21/1984 vs. KC
			McDermott (L)	15	7/28/1951 vs. CLE (16)
			Clemens	16	5/9/1988 at KC
10. Lester (L)	15	5/3/2014 vs. OAK	J. Wood	15	7/7/1911 at STL
			P. Martinez	15	9/1/1906 vs. PHA

## Single-Game Strikeout Highs by Opponent

RANK/PITCHER	SO	DATE/OPP	RANK/PITCHER	SO	DATE/OPP
1. N. Ryan	19	8/12/1974 at CAL	11. Mussina	15	9/24/2000 vs. BAL
			R. Johnson (L)	15	4/10/1998 vs. SEA
			N. Ryan	15	5/6/1977 vs. CAL
			N. Ryan	15	6/19/1976 at CAL
4. R. Waddell (L)	17	9/5/1905 vs. PHA	N. Ryan	15	4/30/1974 vs. CAL
5. Clemens	16	7/12/1997 vs. TOR	M. Lolic (L)	15	10/2/1972 at DET
			D. Chance	15	6/2/1964 at LAA
			C. Pascual	15	4/18/1960 at WAS
			E. Walsh	15	8/11/1910 at CWS
			R. Waddell (L)	15	5/29/1907 at PHA (G2)

(L) left-hander

# No-Hitters/1-Hitters

## No-Hitters by Red Sox

PITCHER	DATE	OPPONENT	IP	BB	K	SCORE
J. Lester (L)	5/19/2008	vs. Kansas City	9.0	2	9	7-0
<b>C. Buchholz</b>	9/1/2007	vs. Baltimore	9.0	3	9	10-0
D. Hansack	10/1/2006+	vs. Baltimore	5.0 (rain)	1	6	9-0
D. Lowe	4/27/2002	vs. Tampa Bay	9.0	1	6	10-0
H. Nomo	4/4/2001	at Baltimore	9.0	3	11	3-0
M. Young (L)-a	4/12/1992 (G1)+	at Cleveland	8.0	7	6	1-2
D. Morehead	9/16/1965	vs. Cleveland	9.0	1	8	2-0
B. Monbouquette	8/1/1962	at Chicago	9.0	1	7	1-0
E. Wilson	6/26/1962	vs. Los Angeles	9.0	4	5	2-0
M. Parnell (L)	7/14/1956	vs. Chicago	9.0	2	4	4-0
H. Ehmke	9/7/1923	at Philadelphia	9.0	1	1	4-0
D. Leonard (L)	6/3/1918	at Detroit	9.0	1	4	5-0
E. Shore-b	6/23/1917 (G1)	vs. Washington	9.0	0	2	*4-0
D. Leonard (L)	8/30/1916	vs. St. Louis	9.0	2	3	4-0
G. Foster	6/21/1916	vs. New York	9.0	3	3	2-0
J. Wood	7/29/1911 (G1)	vs. St. Louis	9.0	2	12	5-0
C. Young	6/30/1908	at New York	9.0	1	2	8-0
B. Dinneen	9/27/1905 (G1)	vs. Chicago	9.0	2	6	2-0
J. Tannehill (L)	8/17/1904	at Chicago	9.0	1	4	6-0
C. Young	5/5/1904	vs. Philadelphia	9.0	0	8	*3-0

\* perfect game (L) left-hander + not considered official no-hitter

a - Young pitched a complete-game, 8.0-inning, 2-1 loss.

b - Babe Ruth started the game but was ejected by home plate umpire Brick Owen after walking leadoff batter Eddie Foster. Shore relieved Ruth, Foster was thrown out stealing, and Shore retired the next 26 batters.

## No-Hitters/One-Hitters, Continued

### No-Hitters Against Red Sox

PITCHER	DATE	OPP.	IP	BB	K	SCORE	SOX W/L
C. Bosio	4/22/1993	at SEA	9.0	2	4	0-7	J. Hesketh
D. Righetti (L)	7/4/1983	at NYY	9.0	4	9	0-4	J. Tudor
T. Phoebus	4/27/1968	at BAL	9.0	3	9	0-6	G. Waslewski
D. Chance	8/6/1967+	at MIN	5.0 (rain)	0	4	0-2	J. Lonborg
J. Bunning	7/20/1958 (G1)	vs. DET	9.0	2	12	0-3	F. Sullivan
A. Reynolds	9/28/1951 (G1)	at NYY	9.0	4	9	0-8	M. Parnell
B. Newsom*	9/18/1934+	at STL	9.0	7	9	2-1 (10)	R. Walberg (W)
B. Burke (L)	8/8/1931	at WAS	9.0	5	8	0-5	W. Moore
T. Lyons	8/21/1926	vs. CWS	9.0	1	2	0-6	S. Harriss
W. Johnson	7/1/1920	vs. WAS	9.0	0	10	0-1	H. Harper
G. Mogridge (L)	4/24/1917	vs. NYY	9.0	3	3	1-2	D. Leonard
E. Walsh	8/27/1911	at CWS	9.0	1	8	0-5	R. Collins
D. Rhoads	9/18/1908	at CLE	9.0	2	2	1-2	F. Arellanes

(L) left-hander \* pitched 9 hitless innings, allowed hit in 10th. + not considered official no-hitter

NOTE: There has never been a perfect game thrown against the Red Sox.

### One-Hitters by Red Sox Since 1950

PITCHER	DATE	OPP.	HITTER	HIT	INN.	OUT	SCORE
Lester (L)	5/10/2013	TOR	M. Izturis	2B	6	2	5-0
Beckett	6/15/2011	at TB	R. Brignac	1B	3	2	3-0
Lester (L), Delcarmen, Bard, Papelbon	5/25/2010	at TB	W. Aybar	1B	4	1	2-0
Matsuzaka, Bard	5/22/2010	at PHI	J. Castro	1B	8	2	5-0
Schilling	6/7/2007	at OAK	S. Stewart	1B	9	2	1-0
Lester (L), Papelbon	7/18/2006	KC	M. Teahen	1B	2	1	1-0
Wells (L), Timlin, Foulke	6/14/2005	CIN	R. Freel	1B	6	2	7-0
H. Nomo	5/25/2001	TOR	S. Stewart	2B	4	0	4-0
P. Martinez	8/29/2000	at TB	J. Flaherty	1B	9	0	8-0
P. Martinez	9/10/1999	at NYY	C. Davis	HR	2	2	3-1
Sele, Gordon	9/3/1997	at MON	M. Lansing	HR	3	2	0-1
Darwin	8/18/1993	CWS	D. Pasqua	3B	8	1	5-0
Viola (L)	9/30/1992	at TOR	D. White	1B	9	0	1-0
Harris, Reardon	6/7/1990	NYY	J. Barfield	1B	5	2	3-0
Clemens	9/10/1988	CLE	D. Clark	1B	8	1	6-0
Nipper, Crawford	7/11/1985	at SEA	I. Calderon	1B	6	1	7-1
Tudor (L)	5/27/1983	at TOR	D. Collins	1B	4	1	2-0
Eckersley	9/26/1980	at TOR	J. Mayberry	HR	5	0	3-1
Renko, Campbell	7/13/1979	at OAK	R. Henderson	1B	9	1	2-0
Wise	6/29/1976	BAL	P. Blair	1B	6	0	2-0
Wise	6/14/1976	at MIN	J. Terrell	1B	3	1	5-0
Moret (L)	8/21/1974	CWS	D. Allen	1B	7	1	4-0
Pattin	7/11/1972	at OAK	R. Jackson	1B	9	1	4-0
Siebert	7/31/1970	at CAL	J. Johnstone	1B	3	0	2-0
Culp	9/21/1968	at NYY	R. White	1B	7	2	2-0
Lonborg*	10/5/1967	STL (G2 WS)	J. Javier	2B	8	2	5-0
Rohr (L)	4/14/1967	at NYY	E. Howard	1B	9	2	3-0
Monbouquette	9/6/1964	at MIN	Z. Versalles	HR	6	2	1-2
Morehead	5/12/1963 (G2)	WAS	C. Hinton	HR	1	2	4-1
Monbouquette	5/7/1960	DET	N. Chrisley	2B	1	1	5-0
Susce	7/20/1955	at KCA	V. Power	1B	1	0	6-0
Kemmerer	7/18/1954 (G1)	BAL	S. Mele	1B	7	0	4-0
McDermott (L), Kinder	7/19/1953 (G1)	at CLE	A. Smith	1B	4	0	2-0
McDermott (L)	5/29/1952	WAS	M. Hoderlein	1B	4	1	1-0

\*Retired the 1st 19 Cardinals. (L) left-hander

### Recent One-Hitters by Opponents

PITCHER	DATE	OPP.	HITTER	HIT	INN.	OUT	SCORE
Odorizzi, Beliveau (L), Yates	8/30/2014	at TB	Middlebrooks	1B	4	0	0-3
Shoemaker, Morin, Grilli	8/21/2014	LAA	Middlebrooks	2B	7	2	0-2
Stroman, Redmond, Rasmussen (L)	7/24/2014	at TOR	Victorino	1B	7	0	0-7
Sanchez, Alburquerque, Veras, Smyly (L), Benoit	10/12/2013	DET (G1 ALCS)	Nava	1B	9	1	0-1
Tillman, Patton (L)	9/28/2012	at BAL	Podsednik	1B	1	0	1-9
Nolasco	6/18/2009	FLA (6 inn.)	Youkilis	HR	1	2	1-2

(L) left-hander

Pitching  
Records

# Notable Beginnings/Long Outings

## Red Sox Who Pitched Shutouts in Their Major League Debut

PITCHER	DATE	OPPONENT	SCORE	HITS
Billy Rohr (L)	4/14/1967	at NYY	3-0	1
Dave Morehead	4/13/1963	at WAS	3-0	5
Dave Ferriss	4/29/1945 (G1)	at PHA	2-0	5
George Hockette	(L) 9/17/1934	at STL	3-0	2
Buck O'Brien	9/9/1911	at PHA	2-0	6
Larry Pape	7/6/1909 (G2)	vs. WAS	2-0	4
Rube Kroh (L)	9/30/1906 (G2)	at STL	2-0	2

## Red Sox Who Pitched Shutouts in Their First Major League Start

(Had Previously Pitched In Relief)

PITCHER	DATE	OPPONENT	SCORE	HITS
Jim Wright	5/6/1978 (G2)	vs. CWS	3-0	7
Russ Kemmerer	7/18/1954 (G1)	vs. BAL	4-0	1
Ben Flowers	8/5/1953	vs. STL	5-0	8

## Red Sox Rookies with 10 or More Wins

Rank/Player	W-L	Year	Rank/Player	W-L	Year	Rank/Player	W-L	Year
1. Ferriss.....	21-10	1945	F. Sullivan.....	15-12	1954	Stobbs (L).....	11-6	1949
2. Bedient.....	20-9	1912	Bagby Jr.....	15-11	1938	Cicotte.....	11-12	1908
B. O'Brien.....	20-13	1912	12. Leonard (L).....	14-16	1913	21. E. Rodriguez.....	10-6	2015
4. D. Newsome.....	19-10	1941	13. Casale.....	13-8	1959	Paxton.....	10-5	1977
E. Morris.....	19-15	1928	N. Gibson.....	13-9	1903	Morehead.....	10-13	1963
6. Ruth (L).....	18-8	1915	15. Nagy.....	12-2	1969	Brewer.....	10-9	1954
7. Winter.....	16-12	1901	Wingfield.....	12-19	1925	Ostermueller (L).....	10-13	1934
8. Matsuzaka.....	15-12	2007	17. Nipper.....	11-6	1984	Shore.....	10-5	1914
Schwall.....	15-7	1961	Curtis (L).....	11-8	1972	(L) left-hander		

## Extra-Inning Complete-Game Shutouts Since 1916

PITCHER	DATE	OPPONENT	IP	SCORE
Bruce Hurst (L)	8/7/1988	at DET	10.0	3-0
Mike Torrez	7/18/1980	vs. MIN	10.0	1-0
Bob Stanley	6/11/1979	at KC	10.0	4-0
Bill Monbouquette	4/11/1962	vs. CLE	12.0	4-0
Willard Nixon	8/7/1956	vs. NYY	11.0	1-0
Denny Galehouse	8/17/1947	at NYY	11.0	3-0
Joe Dobson	9/24/1943	vs. CLE	10.0	1-0
Lloyd Brown (L)	7/12/1933	vs. DET	11.0	1-0
Ed Durham	9/12/1931	vs. DET	13.0	1-0
Milt Gaston	9/8/1929 (G2)	vs. STL	10.0	0-0 (tie)
Bullet Joe Bush	7/22/1918 (G1)	vs. DET	10.0	1-0
Bullet Joe Bush	7/9/1918	vs. CLE	12.0	1-0
Sad Sam Jones	7/8/1918 (G1)	vs. CLE	10.0	1-0
Sad Sam Jones	6/6/1918	at CLE	10.0	1-0
Dutch Leonard (L)	9/30/1916	vs. NYY	10.0	1-0
Babe Ruth (L)	8/15/1916	vs. WSH	13.0	1-0

(L) left-hander

# Double-Digit Wins

## 10 or More Home Wins in a Season

Rank/Player	W-L	Year	Rank/Player	W-L	Year	Rank/Player	W-L	Year
1. C. Young	*19-5	1901	Clemens	11-2	1990	61. Beckett	10-1	2009
2. J. Wood	18-2	1912	Clemens	11-6	1987	Wakefield	10-4	2007
3. C. Young	*17-6	1902	Clemens	11-3	1986	Wakefield	10-4	2005
4. Parnell (L)	16-3	1949	Boyd	11-8	1985	P. Martinez	10-2	2002
5. Kinder	15-1	1949	Torrez	11-6	1979	Pattin	10-6	1973
W. Ferrell	15-8	1935	Eckersley	11-1	1978	Pattin	10-4	1972
Mays	15-5	1918	Tiant	11-6	1976	Siebert	10-5	1972
8. C. Young	*14-4	1903	Tiant	11-6	1975	Tiant	10-1	1972
9. P. Martinez	13-2	1999	Tiant	11-7	1973	Siebert	10-3	1971
Hurst (L)	13-2	1988	Culp	11-6	1970	Schwall	10-2	1961
B. Stanley	13-2	1978	Casale	11-3	1959	Brewer	10-6	1958
Tiant	13-5	1974	Brewer	11-5	1956	Delock	10-1	1958
Monbouquette	13-5	1963	Dobson	11-5	1947	F. Sullivan	10-2	1958
Ferriss	13-0	1946	Dobson	11-1	1946	F. Sullivan	10-5	1955
Hughson	13-0	1944	Ferriss	11-6	1945	Parnell (L)	10-3	1953
Newsome	13-5	1941	Hughson	11-3	1942	Parnell (L)	10-4	1951
W. Ferrell	13-4	1936	Grove (L)	11-4	1935	Dobson	10-5	1949
Ruth (L)	13-5	1916	Ehmke	11-8	1924	Kramer	10-1	1948
C. Young	*13-7	1904	Ehmke	11-8	1923	M. Harris (L)	10-4	1946
Dinneen	*13-9	1902	Pennoch (L)	11-4	1919	Grove (L)	10-4	1936
21. Schilling	12-1	2004	Bush	11-6	1918	Mays	10-6	1917
Hurst (L)	12-4	1987	Ruth (L)	11-7	1917	Shore	10-4	1916
Eckersley	12-5	1979	Leonard (L)	11-4	1916	Foster	10-4	1915
Pennoch (L)	12-4	1920	Bedient	11-6	1912	Ruth (L)	10-2	1915
J. Wood	12-1	1915	Cicotte	*11-5	1910	Shore	10-6	1915
Winter	*12-5	1905	C. Young	*11-7	1907	Ra. Collins (L)	10-4	1913
27. Lackey	11-5	2010	Tannehill (L)	*11-3	1905	J. Wood	*10-6	1911
Lester (L)	11-1	2008	Tannehill (L)	*11-9	1904	Dinneen	*10-8	1904
Lowe	11-2	2003	Dinneen	*11-5	1903	N. Gibson	*10-5	1904
Boddicker	11-5	1990	Winter	*11-4	1901	T. Lewis	*10-7	1901

(L) left-hander \*Huntington Avenue Grounds

## 10 or More Road Wins in a Season

Rank/Player	W-L	Year	Rank/Player	W-L	Year	Rank/Player	W-L	Year
1. J. Wood	16-3	1912	Ferriss	12-6	1946	Hanson	10-2	1995
2. S. Jones	15-3	1921	Mays	12-3	1917	Clemens	10-5	1992
C. Young	15-5	1902	20. Lester (L)	11-4	2010	Clemens	10-5	1991
4. Ra. Collins (L)	14-5	1914	Beckett	11-2	2007	Clemens	10-4	1990
C. Young	14-5	1903	McDermott (L)	11-3	1953	B. Stanley	10-6	1979
C. Young	14-5	1901	Parnell (L)	11-5	1953	Tiant	10-6	1976
7. Clemens	13-1	1986	Hughson	11-7	1946	B. Lee (L)	10-5	1975
Lonborg	13-4	1967	Hughson	11-3	1942	Peters (L)	10-7	1970
Ruth (L)	13-6	1917	Mays	11-6	1916	Radatz	10-5	1963
J. Wood	13-11	1911	B. O'Brien	11-6	1912	Delock	10-4	1956
C. Young	13-4	1908	C. Young	11-11	1905	Ferriss	10-4	1945
Dinneen	13-6	1904	T. Hughes	11-4	1903	W. Ferrell	10-6	1935
C. Young	13-9	1904	Tannehill (L)	11-6	1905	E. Morris	10-8	1928
14. Lowe	12-4	2002	31. Lester (L)	10-4	2011	Ruth (L)	10-7	1916
P. Martinez	12-1	2000	Buchholz	10-3	2010	Leonard (L)	10-1	1914
Clemens	12-4	1988	P. Martinez	10-2	2002	C. Young	10-8	1907
Wise	12-5	1975	P. Martinez	10-2	1999	Tannehill (L)	10-2	1904
			P. Martinez	10-4	1998	Dinneen	10-8	1903

(L) left-hander

## 10 or More Wins Both at Home and on Road in a Season

Pitcher	H	R	Year	Pitcher	H	R	Year	Pitcher	H	R	Year
P. Martinez	10-2	10-2	2002	Hughson	11-3	11-3	1942	Tannehill (L)	11-3	11-6	1905
P. Martinez	13-2	10-2	1999	W. Ferrell	15-8	10-6	1935	Dinneen	10-8	13-6	1904
Clemens	11-2	10-4	1990	Mays	10-6	12-3	1917	Tannehill (L)	11-9	10-2	1904
Clemens	11-3	13-1	1986	Ruth (L)	11-7	13-6	1917	C. Young	13-7	13-9	1904
Tiant	11-6	10-6	1976	Ruth (L)	13-5	10-7	1916	Dinneen	11-5	10-8	1903
Parnell (L)	10-3	11-5	1953	J. Wood	18-2	16-3	1912	C. Young	14-4	14-5	1903
Ferriss	13-0	12-6	1946	J. Wood	10-6	13-11	1911	C. Young	17-6	15-5	1902
Ferriss	11-6	10-4	1945	C. Young	11-7	10-8	1907	C. Young	19-5	14-5	1901

Pitching  
Records

# Club Fielding Records

## Team Fielding, Season

MOST PUTOUTS .....	4,418 in 1978 (163 games)
FEWEST PUTOUTS (min. 150 games) .....	3,952 in 1938 (150 games)
MOST ASSISTS .....	2,174 in 1907 (155 games)
FEWEST ASSISTS (min. 150 games) .....	1,452 in 2009 (162 games)
MOST CHANCES ACCEPTED .....	6,671 in 1910 (158 games)
FEWEST CHANCES ACCEPTED (min. 150 games) .....	5,844 in 2009 (162 games)
MOST ERRORS .....	337 in 1901 (138 games)
FEWEST ERRORS .....	66 in 2006 (162 games)
MOST ERRORLESS GAMES .....	108 in 2006 (162 games)
MOST CONSECUTIVE GAMES, without an error .....	17 in 2006 (6/11, G2-6/30)
MOST DOUBLE PLAYS .....	204 in 1980 (160 games)
FEWEST DOUBLE PLAYS .....	71 in 1908 (155 games)
MOST CONSECUTIVE GAMES, one or more double plays .....	25++ (38 double plays), 1951
MOST TRIPLE PLAYS .....	3++ in 1979 (160 games) and in 1924 (156 games)
MOST PASSED BALLS .....	36 in 1997 (162 games)
FEWEST PASSED BALLS .....	3 in 1975 (160 G); 1933 (149 G)
HIGHEST FIELDING PERCENTAGE .....	.98910 in 2006 (162 games)
LOWEST FIELDING PERCENTAGE .....	.943 in 1901 (138 games)

+ML record (since 1900) ++tied for ML record \*AL record \*\*tied for AL record

## Single-Season Fielding Leaders

### Fielding Percentage

#### FIRST BASE

1. Youkilis.....	*1.000, 2007
2. McInnis.....	*.999, 1921
3. Ad. Gonzalez.....	.998, 2012
4. Ad. Gonzalez.....	.997, 2011
5. Todd.....	*.997, 1928
6. Yastrzemski.....	.996, 1975
7. Youkilis.....	.996, 2008
8. McInnis.....	*.996, 1920
9. Esasky.....	.996, 1989
10. Youkilis.....	.995, 2006

#### SECOND BASE

1. Pedroia.....	*.997, 2014
2. Loretta.....	.994, 2006
3. Pedroia.....	.993, 2013
4. Doerr.....	.993, 1948
5. Pedroia.....	*.992, 2012
6. Pedroia.....	.992, 2008
7. Pedroia.....	.991, 2009
8. Ch. Schilling.....	*.991, 1961
9. Pedroia.....	.990, 2007
10. Pedroia.....	.990, 2011

#### THIRD BASE

1. Lowell.....	.987, 2006
2. Petrocelli.....	*.976, 1971
3. Hatton.....	.976, 1955
4. Pesky.....	.974, 1950
5. Mueller.....	.972, 2005
6. Kell.....	.972, 1953
7. Boggs.....	.971, 1988
8. Petrocelli.....	.970, 1972
9. Pesky.....	.970, 1949
10. Myer.....	.969, 1928

#### SHORTSTOP

1. Al. Gonzalez.....	*.985, 2006
2. S. Drew.....	.984, 2013
3. Bogaerts.....	.984, 2015
4. V. Stephens.....	.981, 1950
5. Petrocelli.....	*.981, 1969
6. Burleson.....	.981, 1978
7. Burleson.....	.980, 1979
8. Valentin.....	.979, 1994
9. Petrocelli.....	.978, 1968
10. E. Scott.....	*.976, 1919

#### CATCHER

1. Cerone.....	*1.000, 1988
Daley.....	*1.000, 1957
3. Varitek.....	.998, 2004
4. Varitek.....	.997, 2009
5. Varitek.....	.996, 2002
6. Varitek.....	.996, 2008
7. Berryhill.....	.995, 1994
8. Swihart.....	.995, 2015
9. T. Pena.....	.995, 1993
10. T. Pena.....	.995, 1990

#### OUTFIELD

1. Ellsbury.....	*1.000, 2011
Bay.....	*1.000, 2009
Ellsbury.....	*1.000, 2008
Yastrzemski.....	*1.000, 1977
Harrelson.....	*1.000, 1968
6. Crisp.....	*.998, 2007
7. Damon.....	*.997, 2003
8. Damon.....	.997, 2002
9. Bradley Jr.....	.997, 2014
10. T. Nixon.....	.996, 2005

#### PITCHER

1. Lowe.....	*1.000, 2003
Monbouquette.....	*1.000, 1963
Parnell.....	*1.000, 1949
Ja. Russell.....	*1.000, 1929
5. Mays.....	.993, 1917
6. Tannehill.....	.991, 1904
7. Quinn.....	.990, 1922
8. Boyd.....	.988, 1985
9. Brewer.....	*.988, 1956
10. Bush.....	.987, 1921

NOTE: Min. 60 total chances for pitchers; min. 0.5 G/Team G for catchers; min. 0.67 G/Team G for all other positions.

\* led league

## Single-Season Fielding Leaders, Continued

### Putouts

#### FIRST BASE

1.	Todt .....	*1,755, 1926
2.	LaChance .....	*1,691, 1904
3.	McInnis .....	1,586, 1920
4.	McInnis .....	1,549, 1921
5.	LaChance .....	*1,544, 1902
6.	Unглаub .....	1,504, 1907
7.	J. Stahl .....	*1,488, 1910
8.	Lupien .....	*1,487, 1943
9.	Todt .....	1,486, 1928
10.	Burns .....	1,485, 1923

#### SECOND BASE

1.	Wambsganss .....	*463, 1924
2.	Doerr .....	*443, 1950
3.	H. Ferris .....	*424, 1907
4.	Doerr .....	*420, 1946
5.	Doerr .....	*415, 1943
6.	Doerr .....	*401, 1940
7.	Ch. Schilling .....	397, 1961
8.	Doerr .....	395, 1949
9.	Doerr .....	376, 1947
	Doerr .....	376, 1942

#### THIRD BASE

1.	J. Collins .....	203, 1901
2.	J. Collins .....	*191, 1904
3.	Gardner .....	187, 1914
4.	Pesky .....	*184, 1949
5.	Lord .....	181, 1908
6.	Lord .....	180, 1909
7.	J. Collins .....	*178, 1903
8.	Werber .....	*174, 1935
9.	Tabor .....	*168, 1942
10.	Gardner .....	167, 1912

### Assists

#### FIRST BASE

1.	Buckner .....	*184, 1985
2.	Buckner .....	*157, 1986
3.	Quintana .....	*137, 1990
4.	Stuart .....	*134, 1963
5.	Todt .....	*126, 1926
6.	Ad. Gonzalez .....	*125, 2011
7.	Lupien .....	118, 1943
8.	York .....	*116, 1946
	Foxx .....	116, 1938
10.	G. Scott .....	115, 1977

#### SECOND BASE

1.	Wambsganss .....	494, 1924
2.	Doerr .....	*490, 1943
3.	Pratt .....	484, 1922
4.	Doerr .....	*483, 1946
5.	Doerr .....	480, 1940
6.	Barrett .....	479, 1985
7.	Reed .....	472, 1992
8.	Regan .....	467, 1928
9.	Doerr .....	*466, 1947
10.	H. Ferris .....	461, 1902

#### THIRD BASE

1.	Malzone .....	378, 1958
2.	Malzone .....	370, 1957
3.	Boggs .....	368, 1983
4.	Malzone .....	357, 1959
5.	Tabor .....	338, 1939
6.	Boggs .....	335, 1985
7.	Petrocelli .....	334, 1971
8.	Pesky .....	*333, 1949
9.	Boggs .....	330, 1984
10.	J. Collins .....	328, 1901

#### SHORTSTOP

1.	E. Scott .....	*380, 1921
2.	He. Wagner .....	*373, 1908
3.	He. Wagner .....	332, 1912
4.	E. Scott .....	*330, 1920
5.	Parent .....	327, 1904
6.	E. Scott .....	324, 1914
7.	Pesky .....	320, 1942
8.	E. Scott .....	315, 1917
9.	Parent .....	312, 1906
10.	Cronin .....	306, 1939

#### CATCHER

1.	Varitek .....	*972, 1999
2.	Varitek .....	*937, 2007
3.	Varitek .....	912, 2002
4.	Saltalamacchia .....	908, 2013
5.	Varitek .....	903, 2008
6.	Tillman .....	897, 1964
7.	Varitek .....	*880, 2004
8.	Varitek .....	867, 2000
9.	Gedman .....	*866, 1986
10.	2 players .....	864, 1901

#### OUTFIELD

1.	DiMaggio .....	*503, 1948
2.	T. Oliver .....	*477, 1930
3.	Piersall .....	*455, 1956
4.	Cramer .....	*443, 1936
5.	DiMaggio .....	*439, 1942
6.	T. Oliver .....	*433, 1931
7.	Flagstead .....	429, 1925
8.	Piersall .....	425, 1955
9.	Speaker .....	*423, 1914
10.	DiMaggio .....	420, 1949

#### PITCHER

1.	Boyd .....	*42, 1985
2.	J. Wood .....	*41, 1912
3.	Clemens .....	*31, 1991
	Monbouquette .....	*31, 1963
5.	Wakefield .....	30, 2005
6.	Buchholz .....	*29, 2012
	Boddicker .....	29, 1990
8.	Nipper .....	28, 1986
	Nipper .....	28, 1984
	Brewer .....	*28, 1956

\* led league

#### SHORTSTOP

1.	He. Wagner .....	569, 1908
2.	V. Stephens .....	*540, 1948
3.	Burleson .....	528, 1980
	E. Scott .....	528, 1921
5.	Burleson .....	523, 1979
6.	V. Stephens .....	*508, 1949
7.	Rhyme .....	502, 1931
8.	Burleson .....	498, 1975
9.	E. Scott .....	496, 1920
	Parent .....	496, 1902

#### CATCHER

1.	Criger .....	*156, 1903
2.	Criger .....	*147, 1905
3.	Carrigan .....	134, 1910
4.	Schang .....	131, 1919
5.	Carrigan .....	127, 1913
6.	Criger .....	120, 1908
7.	Criger .....	117, 1902
8.	Criger .....	112, 1904
9.	Carrigan .....	110, 1909
10.	2 players .....	109, 1900

#### OUTFIELD

1.	Speaker .....	*35, 1912
	Speaker .....	*35, 1909
3.	Flagstead .....	*33, 1923
4.	Speaker .....	*30, 1913
	Hooper .....	*30, 1910
6.	Speaker .....	29, 1914
	Du. Lewis .....	*29, 1913
8.	Du. Lewis .....	*28, 1910
9.	Hooper .....	27, 1911
	Du. Lewis .....	27, 1911

#### PITCHER

1.	Mays .....	*122, 1918
2.	Mays .....	*118, 1917
3.	Mays .....	117, 1916
4.	J. Wood .....	110, 1912
5.	Tannehill .....	107, 1904
6.	C. Young .....	105, 1901
7.	J. Harris .....	103, 1906
	C. Young .....	103, 1904
9.	Ehmke .....	101, 1923
	Ruth .....	101, 1917

\* led league

# Single-Season Fielding Leaders, Continued

## Double Plays

### FIRST BASE

1.	York.....	*154, 1946
2.	Foxx.....	153, 1938
3.	T. Perez.....	150, 1980
	G. Scott.....	150, 1977
5.	Lupien.....	*149, 1943
6.	Goodman.....	148, 1949
7.	Dropo.....	147, 1950
8.	Buckner.....	140, 1985
9.	Gernert.....	139, 1953
10.	G. Scott.....	*130, 1966

### SECOND BASE

1.	Doerr.....	134, 1949
2.	Doerr.....	*132, 1943
3.	Doerr.....	130, 1950
4.	Doerr.....	*129, 1946
5.	Ch. Schilling.....	121, 1961
6.	Doerr.....	119, 1948
7.	Doerr.....	*118, 1947
	Doerr.....	*118, 1940
	Doerr.....	*118, 1938
10.	Remy.....	*114, 1978

### THIRD BASE

1.	Pesky.....	*48, 1949
2.	Malzone.....	*45, 1961
3.	Boggs.....	40, 1983
	Malzone.....	*40, 1959
5.	Lowell.....	39, 2006
6.	Petrocelli.....	*38, 1972
7.	Boggs.....	*37, 1987
	Petrocelli.....	37, 1971
9.	Foy.....	*36, 1968
	Malzone.....	*36, 1960
	Malzone.....	36, 1958

### SHORTSTOP

1.	Burleson.....	*147, 1980
2.	V. Stephens.....	*128, 1949
3.	V. Stephens.....	115, 1950
4.	GarciaParra.....	*113, 1997
	V. Stephens.....	113, 1948
6.	Lake.....	*112, 1945
7.	Burleson.....	111, 1977
8.	Cronin.....	110, 1938
9.	Burleson.....	109, 1979
10.	Bressoud.....	107, 1962

### CATCHER

1.	Ruel.....	*17, 1922
2.	Pena.....	*15, 1991
	Walters.....	15, 1920
	Schang.....	*15, 1919
5.	Hatteberg.....	*13, 1997
	Pena.....	13, 1990
	Gedman.....	13, 1985
	Fisk.....	13, 1978
	S. White.....	*13, 1957
	S. White.....	13, 1956
	Tebbetts.....	13, 1949

### OUTFIELD

1.	Speaker.....	*12, 1914
	Speaker.....	*12, 1909
3.	Leibold.....	*9, 1921
	Speaker.....	*9, 1912
	Du. Lewis.....	9, 1910
	C. Stahl.....	*9, 1906
7.	Bradley Jr.....	*8, 2014
	Evans.....	*8, 1975
	Taitt.....	*8, 1928
	Flagstead.....	*8, 1923
	S. Collins.....	8, 1921
	Hooper.....	*8, 1918
	Speaker.....	*8, 1915

### PITCHER

1.	Ferriss.....	*10, 1945
2.	B. Stanley.....	*8, 1980
	Ehmke.....	8, 1923
4.	Brewer.....	7, 1958
	Hughson.....	7, 1942
	B. Weiland.....	7, 1932
	Bush.....	*7, 1920
8.	18 players.....	6, 1900

\* led league

Fielding  
Records



**Dom DiMaggio's 503 putouts in 1948 set a single-season club mark for an outfielder.**



# Career Fielding Leaders

## Games Played

### FIRST BASE

1. G. Scott.....	988
2. Vaughn.....	928
3. Todt.....	852
4. Foxx.....	807
5. Yastrzemski.....	765
6. Youkilis.....	594
7. Gemert.....	543
8. McInnis.....	512
9. Buckner.....	502
10. 2 players.....	448

### SECOND BASE

1. Doerr.....	1,852
2. Pedroia.....	1,235
3. H. Ferris.....	983
4. Barrett.....	906
5. Remy.....	685
6. Griffin.....	603
7. Regan.....	582
8. Goodman.....	576
9. Andrews.....	551
10. Ch. Schilling.....	502

### THIRD BASE

1. Boggs.....	1,520
2. Malzone.....	1,335
3. Gardner.....	929
4. Tabor.....	789
5. J. Collins.....	735
6. Petrocelli.....	727
7. Hobson.....	568
8. Lowell.....	528
9. Pesky.....	457
10. Foy.....	404

### SHORTSTOP

1. E. Scott.....	1,093
2. Burluson.....	1,004
3. Garciparra.....	956
4. Parent.....	909
5. Cronin.....	897
6. He. Wagner.....	807
7. Petrocelli.....	774
8. Buddin.....	632
9. Valentin.....	556
10. Hoffman.....	552

### CATCHER


1. Varitek.....	1,488
2. Fisk.....	990
3. S. White.....	967
4. Gedman.....	858
5. Carrigan.....	649
6. Criger.....	613
7. Pena.....	539
8. R. Ferrell.....	514
9. Tillman.....	496
10. Tebbetts.....	407

### OUTFIELD

1. T. Williams.....	2,151
2. Evans.....	2,079
3. Yastrzemski.....	2,076
4. Hooper.....	1,637
5. Rice.....	1,543
6. DiMaggio.....	1,373
7. Du. Lewis.....	1,165
8. Greenwell.....	1,164
9. Speaker.....	1,053
10. Jensen.....	1,026

### PITCHER

1. B. Stanley.....	637
2. Wakefield.....	590
3. Papelbon.....	396
4. Timlin.....	394
5. Lowe.....	384
6. Clemens.....	383
7. Kinder.....	365
8. C. Young.....	327
9. Delock.....	322
10. B. Lee.....	321



**Bobby Doerr is the Red Sox all-time leader in games played, putouts, assists and double plays at 2nd base.**

# Career Fielding Leaders, Continued

## Fielding Percentage

### FIRST BASE

1. Youkilis.....	.997
2. McInnis.....	.996
3. Runnels.....	.995
4. Yastrzemski.....	.994
5. Todd.....	.992
6. J. Foxx.....	.991
7. Buckner.....	.990
8. Gernert.....	.989
9. G. Scott.....	.989
10. Vaughn.....	.988

### SECOND BASE

1. Pedroia.....	.991
2. M. Barrett.....	.986
3. Ch. Schilling.....	.985
4. Jo. Reed.....	.984
5. Remy.....	.982
6. Griffin.....	.981
7. Doerr.....	.980
8. M. Andrews.....	.975
9. Goodman.....	.972
10. Regan.....	.962

### THIRD BASE

1. Lowell.....	.972
2. Petrocelli.....	.970
3. Pesky.....	.963
4. Boggs.....	.959
5. Malzone.....	.956
6. L. Gardner.....	.940
7. Foy.....	.938
8. J. Collins.....	.932
9. Tabor.....	.931
10. Hobson.....	.926

### SHORTSTOP

1. Valentin.....	.972
2. V. Stephens.....	.971
3. Burleson.....	.970
4. Petrocelli.....	.970
5. Garciaparra.....	.969
6. E. Scott.....	.966
7. Hoffman.....	.966
8. Bressoud.....	.966
9. Pesky.....	.965
10. Rivera.....	.962

### CATCHER

1. T. Pena.....	.994
2. Varitek.....	.994
3. Tillman.....	.988
4. R. Ferrell.....	.987
5. S. White.....	.985
6. Gedman.....	.984
7. Fisk.....	.983
8. Tebbetts.....	.981
9. Criger.....	.975
10. Carrigan.....	.971

### OUTFIELD

1. Ellsbury.....	.995
2. Da. Lewis.....	.992
3. Damon.....	.991
4. Piersall.....	.989
5. Geiger.....	.988
6. J.D. Drew.....	.988
7. Lynn.....	.987
8. D. Evans.....	.987
9. T. Oliver.....	.986
10. Burks.....	.986

### PITCHER

1. Monbouquette.....	.985
2. Dobson.....	.980
3. F. Sullivan.....	.979
4. D. Ferriss.....	.979
5. W. Nixon.....	.977
6. Bush.....	.974
7. Hughson.....	.974
8. Lowe.....	.972
9. Pennock.....	.971
10. 2 players tied.....	.971

NOTE: Min. 200 total chances for pitchers; min. 400 games for all other positions.

## Putouts

### FIRST BASE

1. Todd.....	8,676
2. G. Scott.....	8,560
3. Vaughn.....	7,842
4. J. Foxx.....	7,126
5. Yastrzemski.....	6,459
6. McInnis.....	5,437
7. LaChance.....	4,860
8. Gernert.....	4,823
9. J. Stahl.....	4,524
10. Youkilis.....	4,488

### SECOND BASE

1. Doerr.....	4,928
2. H. Ferris.....	2,410
3. Pedroia.....	2,157
4. M. Barrett.....	1,820
5. Goodman.....	1,420
6. Griffin.....	1,378
7. Remy.....	1,370
8. Regan.....	1,344
9. M. Andrews.....	1,283
10. Ch. Schilling.....	1,119

### THIRD BASE

1. Malzone.....	1,270
2. Boggs.....	1,165
3. L. Gardner.....	1,008
4. J. Collins.....	968
5. Tabor.....	853
6. Petrocelli.....	581
7. Pesky.....	520
8. Hobson.....	473
9. Lord.....	463
10. Werber.....	461

### SHORTSTOP

1. E. Scott.....	2,310
2. He. Wagner.....	1,923
3. Parent.....	1,856
4. Burleson.....	1,826
5. Cronin.....	1,767
6. Garciaparra.....	1,467
7. Petrocelli.....	1,283
8. Buddin.....	1,151
9. Pesky.....	1,097
10. Bressoud.....	946

### CATCHER

1. Varitek.....	10,166
2. Fisk.....	5,111
3. Gedman.....	4,675
4. S. White.....	4,458
5. Pena.....	3,212
6. Tillman.....	3,075
7. Carrigan.....	2,961
8. Criger.....	2,876
9. Saltalamacchia.....	2,339
10. R. Ferrell.....	2,200

### OUTFIELD

1. D. Evans.....	4,255
2. T. Williams.....	4,159
3. Yastrzemski.....	3,941
4. DiMaggio.....	3,859
5. Rice.....	3,103
6. Hooper.....	2,757
7. Speaker.....	2,562
8. R. Smith.....	2,332
9. Piersall.....	2,239
10. Lynn.....	2,213

### PITCHER

1. Clemens.....	214
2. Wakefield.....	213
3. Brewer.....	125
4. Buchholz.....	123
5. B. Stanley.....	122
6. J. Wood.....	121
7. Monbouquette.....	120
8. Boyd.....	110
9. Tiant.....	109
10. Eckersley.....	106

## Career Fielding Leaders, Continued

### Assists

#### FIRST BASE

1. J. Foxx.....	614
2. Todd.....	610
3. G. Scott.....	590
4. Vaughn.....	544
5. Yastrzemski.....	512
6. Buckner.....	501
7. Youkilis.....	385
8. Gernert.....	384
9. McInnis.....	346
10. Quintana.....	259

#### SECOND BASE

1. Doerr.....	5,710
2. Pedroia.....	3,420
3. H. Ferris.....	3,063
4. M. Barrett.....	2,627
5. Remy.....	1,988
6. Regan.....	1,924
7. Goodman.....	1,635
8. Jo. Reed.....	1,541
9. Griffin.....	1,518
10. M. Andrews.....	1,422

#### THIRD BASE

1. Boggs.....	2,956
2. Malzone.....	2,824
3. L. Gardner.....	1,821
4. Tabor.....	1,662
5. J. Collins.....	1,573
6. Petrocelli.....	1,453
7. Hobson.....	1,042
8. Pesky.....	978
9. Lowell.....	975
10. Werber.....	811

#### SHORTSTOP

1. E. Scott.....	3,394
2. Burleson.....	3,240
3. Parent.....	2,979
4. Garciaparra.....	2,721
5. Cronin.....	2,691
6. He. Wagner.....	2,590
7. Petrocelli.....	2,313
8. Buddin.....	1,877
9. Pesky.....	1,709
10. Valentin.....	1,659

#### CATCHER

1. Criger.....	877
2. Carrigan.....	854
3. Varitek.....	541
4. S. White.....	482
5. Fisk.....	480
6. Gedman.....	381
7. P. Thomas.....	328
8. Cady.....	324
9. R. Ferrell.....	292
10. Walters.....	267

#### OUTFIELD

1. Hooper.....	260
2. Speaker.....	207
3. Yastrzemski.....	195
4. Du. Lewis.....	180
5. D. Evans.....	151
6. DiMaggio.....	147
7. T. Williams.....	140
8. Rice.....	137
9. Flagstead.....	115
10. Jensen.....	92

#### PITCHER

1. C. Young.....	689
2. Winter.....	466
3. Mays.....	450
4. Dinneen.....	405
5. J. Wood.....	402
6. B. Stanley.....	357
7. Ja. Russell.....	347
Ruth.....	347
9. Brewer.....	343
10. Parnell.....	327

### Double Plays

#### FIRST BASE

1. G. Scott.....	815
2. Vaughn.....	785
3. J. Foxx.....	707
4. Todd.....	677
5. Yastrzemski.....	610
6. Gernert.....	540
7. Youkilis.....	443
8. Goodman.....	406
9. Buckner.....	378
10. McInnis.....	339

#### SECOND BASE

1. Doerr.....	1,507
2. Pedroia.....	779
3. M. Barrett.....	578
4. Remy.....	466
5. Goodman.....	443
6. Regan.....	387
7. Griffin.....	362
8. Jo. Reed.....	359
9. H. Ferris.....	340
10. Ch. Schilling.....	322

#### THIRD BASE

1. Boggs.....	299
2. Malzone.....	286
3. Tabor.....	153
4. Petrocelli.....	150
5. Pesky.....	121
6. L. Gardner.....	108
Lowell.....	108
8. J. Collins.....	88
9. Hobson.....	85
10. Foy.....	77

#### SHORTSTOP

1. Burleson.....	698
2. Cronin.....	565
3. Garciaparra.....	534
4. E. Scott.....	440
5. Buddin.....	438
6. Petrocelli.....	433
7. V. Stephens.....	396
8. Valentin.....	388
9. Pesky.....	362
10. Hoffman.....	319

#### CATCHER

1. S. White.....	79
2. Varitek.....	72
3. Carrigan.....	66
4. Criger.....	62
5. Fisk.....	61
6. Gedman.....	51
7. T. Pena.....	46
8. Walters.....	36
9. R. Ferrell.....	34
10. Tebbetts.....	33

#### OUTFIELD

1. Speaker.....	64
2. Hooper.....	56
3. D. Evans.....	40
4. Du. Lewis.....	35
5. DiMaggio.....	32
6. T. Williams.....	30
Yastrzemski.....	30
8. Flagstead.....	28
9. C. Stahl.....	20
10. Rice.....	19

#### PITCHER

1. B. Stanley.....	38
2. F. Sullivan.....	30
3. W. Nixon.....	27
Parnell.....	27
5. Wakefield.....	26
6. Brewer.....	22
7. Winter.....	20
8. B. Lee.....	19
Ruth.....	19
10. 3 players.....	18

# Single-Game Fielding Records

## First Base

### Putouts, 9-inn. game

21	Bill Sweeney	6/24/1931
	Stuffy McInnis	7/19/1918

### Putouts, extra-inn. game

31	Bob Unglaub (20 inn.)	7/4/1905(G2)
----	-----------------------	--------------

### Assists, 9-inn. game

6	Bill Buckner	6/14/1986
	Stuffy McInnis	8/22/1918

### Assists, extra-inn. game

5	Bill Buckner (12 inn.)	7/10/1986
	Bill Buckner (10 inn.)	5/10/1985

### Chances accepted, 9-inn. game

++22	Stuffy McInnis	7/19/1918
------	----------------	-----------

### Chances accepted, extra-inn. game

32	Bob Unglaub (20 inn.)	7/14/1905(G2)
----	-----------------------	---------------

### Double plays, 9-inn. game

5	Many players, last M. Vaughn	8/31/1997
---	------------------------------	-----------

### Double plays, extra-inn. game

**6	Adrian Gonzalez (17 inn.)	5/6/2012
-----	---------------------------	----------

## Second Base

### Putouts, 9-inn. game

10	Max Bishop	4/30/1934
	Hobe Ferris	5/13/1901

### Putouts, extra-inn. game

11	Hobe Ferris (15 inn.)	6/21/1902
----	-----------------------	-----------

### Assists, 9-inn. game

11	Hobe Ferris	9/23/1905(G1)
----	-------------	---------------

### Assists, extra-inn. game

12	Hobe Ferris (20 inn.)	7/4/1905(G2)
----	-----------------------	--------------

### Chances accepted, 9-inn. game

16	Bobby Doerr	5/30/1946(G2)
	Hobe Ferris	5/13/1901

### Chances accepted, extra-inn. game

19	Dustin Pedroia (17 inn.)	5/6/2012
----	--------------------------	----------

### Double plays, 9-inn. game

5	Bobby Doerr	8/8/1946(G2)
---	-------------	--------------

### Double plays, extra-inn. game

5	Dustin Pedroia (17 inn.)	5/6/2012
---	--------------------------	----------

## Third Base

### Putouts, 9-inn. game

6	Many players, last W. Boggs	5/2/1988
---	-----------------------------	----------

### Putouts, extra-inn. game

6	Harry Lord (11 inn.)	7/20/1910
---	----------------------	-----------

### Assists, 9-inn. game

10	Freddy Sanchez	6/14/2003
	Frank Malzone	9/24/1957
	Vern Stephens	5/23/1951

### Assists, extra-inn. game

10	Eddie Foster (13 inn.)	5/5/1920
----	------------------------	----------

### Chances accepted, 9-inn. game

12	Vern Stephens	5/23/1951
	Jimmy Collins	5/1/1902

### Chances accepted, extra-inn. game

++14	Jimmy Collins (15 inn.)	6/21/1902
------	-------------------------	-----------

### Double plays, 9-inn. game

++4	Wade Boggs	8/9/1985
-----	------------	----------

### Double plays, extra-inn. game

3	Frank Malzone (15 inn.)	7/3/1958
	Johnny Tobin (13 inn.)	4/29/1945(G2)

+ML record (since 1900) ++tied for ML record \*AL record \*\*tied for AL record

## Shortstop

### Putouts, 9-inn. game

10	Vern Stephens	6/25/1950(G1)
	Heinie Wagner	7/27/1907

### Putouts, extra-inn. game

8	Rabbit Warstler (15 inn.)	7/23/1932(G1)
	Buddy Myer (12 inn.)	6/10/1927
	Heinie Wagner (15 inn.)	7/3/1913

### Assists, 9-inn. game

11	Rick Burleson	5/7/1977
	Eddie Bressoud	9/18/1962
	Topper Rigney	7/15/1926(G2)

### Assists, extra-inn. game

13	Everett Scott (14 inn.)	9/13/1920
----	-------------------------	-----------

### Chances accepted, 9-inn. game

15	Many players, last R. Burleson	7/7/1977
----	--------------------------------	----------

### Chances accepted, extra-inn. game

18	Fred Parent (17 inn.)	7/9/1902
----	-----------------------	----------

### Double plays, 9-inn. game

5	Many players, last R. Burleson	7/22/1980
---	--------------------------------	-----------

### Double plays, extra-inn. game

5	Vern Stephens (11 inn.)	5/5/1948
---	-------------------------	----------

## Outfield

### Putouts, 9-inn. game

++12	Jacoby Ellsbury, CF	5/20/2009
------	---------------------	-----------

### Putouts, extra-inn. game

11	Gary Geiger, CF (13 inn.)	7/4/1963(G1)
	Lu Clinton (15 inn.)	7/13/1962

### Assists, 9-inn. game

3	Many players, last R. Smith, RF	9/23/1972
---	---------------------------------	-----------

### Assists, extra-inn. game

3	Ted Williams, LF (11 inn.)	5/5/1948
---	----------------------------	----------

### Chances accepted, 9-inn. game

**12	Jacoby Ellsbury, CF	5/20/2009
------	---------------------	-----------

### Chances accepted, extra-inn. game

11	Gary Geiger, CF (13 inn.)	7/4/1963(G1)
----	---------------------------	--------------

### Double plays, 9-inn. game

++3	Ira Flagstead, CF	4/19/1926(G2)
-----	-------------------	---------------

### Double plays, extra-inn. game

2	Many players, last J. Damon (13 inn.)	4/8/2004
---	---------------------------------------	----------

## Catchers

### Putouts, 9-inn. game

++20	Rich Gedman	4/29/1986
------	-------------	-----------

### Putouts, extra-inn. game

20	Jason Varitek (13 inn.)	6/12/2009
	Jason Varitek (13 inn.)	9/15/1999

### Assists, 9-inn. game

+8	Wally Schang	5/12/1920
----	--------------	-----------

### Assists, extra-inn. game

6	Lou Criger (15 inn.)	6/21/1902
---	----------------------	-----------

### Chances accepted, 9-inn. game

++20	Bill Haselman	9/18/1996
	Rich Gedman	4/29/1986

### Chances accepted, extra-inn. game

20	Jason Varitek (13 inn.)	6/12/2009
	Jason Varitek (13 inn.)	9/15/1999

### Double plays, 9-inn. game

3	George Bischoff	4/19/1926(G2)
---	-----------------	---------------

### Double plays, extra-inn. game

2	Many players, last R. Gedman (14 inn.)	6/20/1982
---	--	-----------

## Single-Game Fielding Records, Continued

### Pitchers

#### Putouts, 9-inn. game

5	Al Nipper .....	9/18/1985
	Al Nipper .....	7/15/1984
	Bill Butland .....	8/30/42(G2)
	Elmer Steele .....	9/14/1908

#### Putouts, extra-inn. game

4	Rob Woodward (12 inn.) .....	10/4/1985
	Jim Lonborg (10 inn.) .....	9/7/1969
	Tom Brewer (10 inn.) .....	9/13/1956

#### Assists, 9-inn. game

10	Carl Mays .....	8/26/1916
	Jesse Tannehill .....	4/27/1905

#### Assists, extra-inn. game

11	Jack Quinn (14 inn.) .....	4/29/1922
----	----------------------------	-----------

#### Chances accepted, 9-inn. game

11	Lloyd Brown .....	9/13/1933
	Jack Russell .....	5/17/1928
	Babe Ruth .....	5/4/1918

#### Chances accepted, extra-inn. game

12	Carl Mays (17 inn.) .....	7/14/1916
----	---------------------------	-----------

#### Double plays, 9-inn. game

3	Walt Masterson .....	6/25/50(G2)
	Joe Heving .....	8/17/38(G2)

#### Double plays, extra-inn. game

2	Many players, last J. Suppan (11 inn.) ...	5/29/1997
---	--	-----------

+ML record (since 1900) ++tied for ML record \*AL record

\*\*tied for AL record

## Errorless Streaks

### Consecutive Games

#### FIRST BASE

Season:	*135	K. Youkilis .....	4/2-9/30/2007
Career:	*238	K. Youkilis .....	7/5/2006-6/6/08

#### SECOND BASE

Season:	73	B. Doerr .....	6/23-9/19/1948(G2)
Career:	98	D. Pedroia .....	7/30/2009-5/19/10

#### SHORTSTOP

Season:	57	Al. Gonzalez .....	4/11-6/30/2006
Career:	57	Al. Gonzalez .....	4/11-6/30/2006

#### THIRD BASE

Season:	77	R. Petrocelli .....	6/8-8/29/1971
Career:	77	R. Petrocelli .....	6/8-8/29/1971

### Consecutive Chances

#### FIRST BASE

Season:	*1,300	S. McInnis .....	5/31-10/2/1921
Career:	*2,002	K. Youkilis .....	7/4/2006-6/6/08

#### SECOND BASE

Season:	414	B. Doerr .....	6/22-9/19/1948(G2)
Career:	436	D. Pedroia .....	7/29/2009-5/20/10

#### SHORTSTOP

Season:	222	V. Stephens .....	6/4-7/28/1950
Career:	227	R. Petrocelli .....	8/20/1968-5/30/69

#### THIRD BASE

Season:	232	R. Petrocelli .....	6/8-8/31/1971
Career:	232	R. Petrocelli .....	6/8-8/31/1971

#### OUTFIELD

Season:	154	J. Ellsbury .....	4/1-9/28/2011
Career:	290	J. Ellsbury .....	7/29/2009-9/1/12

#### CATCHER

Season:	90	T. Pena .....	4/10-8/20/1993
Career:	144	P. Daley .....	6/13/1956-9/10/58

#### PITCHER (STARTER)

Season:	47	E. Morris .....	4/11-9/27/1928
Career:	96	B. Monbouquette .....	9/9/1962-7/4/65

#### PITCHER (RELIEVER)

Season:	76	M. Timlin (15 TC) .....	4/4-10/2/2004
Career:	257	R. Garces (61 TC) .....	4/30/1996-7/20/01

#### OUTFIELD

Season:	394	J. Ellsbury .....	4/1-9/28/2011
Career:	707	J. Ellsbury .....	7/28/2009-9/3/12

#### CATCHER

Season:	626	J. Varitek .....	6/1-10/3/2004
Career:	1,053	J. Varitek .....	7/24/2009-9/14/11

#### PITCHER (STARTER)

Season:	84	Ja. Russell .....	4/20-9/26/1929
Career:	160	B. Monbouquette .....	9/9/1962-7/4/65

\*AL Record

# Miscellaneous Fielding

## Pitchers Who Have Played Other Positions

YEAR	PITCHER	POSITIONS	YEAR	PITCHER	POSITIONS
2009	Javier Lopez	P-14, RF-1	1916	Sam Jones	P-12, OF-1
1980	Tom Burgmeier	P-62, LF-1	1913	Charles Hall	P-35, 3B-1
1942	Mike Ryba	P-18, C-3	1910	Charles Hall	P-35, OF-3
1940	Jim Bagby, Jr.	P-36, OF-1		Chris Mahoney	P-2, OF-1
1929	Red Ruffing	P-35, OF-2	1906	Ralph Glaze	P-13, 3B-1
1928	D. MacFayden	P-33, OF-1	1904	Jesse Tannehill	P-32, OF-5
1925	Joe Lucey	P-7, SS-3	1902	Tom Hughes	P-9, OF-3
1921	Joe Bush	P-37, OF-4	1901	Fred Mitchell	P-17, INF-3
1920	Joe Bush	P-35, OF-2		George Cuppy	P-13, OF-4
1919	Babe Ruth	P-17, OF-111, 1B-4		Charles Beville	P-2, 1B-1
1918	Babe Ruth	P-20, OF-59, 1B-13			
	Walt Kinney	P-5, OF-1			

## Position Players Who Have Pitched

PITCHER	DATE	OPP.	SEASON POSITIONS	PITCHING LINE
Mike Carp	4/24/2014	vs. NYY	1B-20, OF-12, 3B-1	1.0 IP, 0 H, 1 R, 1 ER, 2 5 BB, 0 SO
Darnell McDonald	5/6/2012	vs. BAL	OF-31, DH-3	1.0 IP, 2 H, 3 R, 3 ER, 2 BB, 0 SO (L)
Darnell McDonald	8/26/2011	vs. OAK	OF-67, DH-8	1.0 IP, 1 H, 2 R, 2 ER, 2 BB, 0 SO
Bill Hall	5/28/2010	vs. KC	OF-65, 2B-51, SS-6, 3B-5	1.0 IP, 0 H, 0 R, 0 ER, 0 BB, 0 SO
Jonathan Van Every	5/8/2010	vs. NYY	OF-21	1.0 IP, 2 H, 2 R, 2 ER, 0 BB, 1 SO
Dusty Brown	9/30/2009	vs. TOR	C-6	1.0 IP, 2 H, 1 R, 1 ER, 0 BB, 1 SO
Nick Green	8/27/2009	vs. CWS	SS-81, 3B-9, 2B-7, OF-3	2.0 IP, 0 H, 0 R, 0 ER, 3 BB, 0 SO
Jonathan Van Every	4/30/2009	at TB	OF-6	0.2 IP, 1 H, 0 R, 0 ER, 1 BB, 0 SO
David McCarty	10/3/2004	at BAL		2.0 IP, 1 H, 0 R, 0 ER, 0 BB, 3 SO
David McCarty	6/12/2004	vs. LA		1.0 IP, 0 H, 0 R, 0 ER, 0 BB, 1 SO
David McCarty	4/9/2004	vs. TOR	1B-67, OF-17	0.2 IP, 1 H, 1 R, 1 ER, 1 BB, 0 SO
Mike Benjamin	6/21/1997	at DET	1B-4, 2B-5, 3B-19, SS-19	1.0 IP, 0 H, 0 R, 0 ER, 0 BB, 0 SO
Andy Tomberlin	5/20/1994	at MIN	OF-11, DH-1	2.0 IP, 1 H, 0 R, 0 ER, 1 BB, 1 SO
Steve Lyons	7/21/1991	vs. MIN	OF-47, INF-31	1.0 IP, 2 H, 0 R, 0 ER, 0 BB, 1 SO
Danny Heep	5/25/1990	at MIN	OF-14, 1B-5	1.0 IP, 4 H, 1 R, 1 ER, 0 BB, 0 SO
George Schmees	9/17/1952	at STL		2.0 IP, 4 H, 2 R, 2 ER, 0 BB, 0 SO
George Schmees	9/20/1952	at WAS	OF-38, 1B-2	4.0 IP, 5 H, 0 R, 0 ER, 2 BB, 2 SO
Eddie Lake	7/16/1944	at NYY	INF-45	2.0 IP, 2 H, 3 R, 1 ER, 1 BB, 0 SO, 2 HB
Eddie Lake	7/9/1944 (G1)	vs. CLE		3.0 IP, 5 H, 3 R, 3 ER, 2 BB, 3 SO
Eddie Lake	7/5/1944	vs. DET		6.0 IP, 6 H, 3 R, 3 ER, 2 BB, 1 SO
Eddie Lake	6/23/1944	vs. WAS		4.0 IP, 3 H, 1 R, 1 ER, 3 BB, 1 SO, 1 HB
Eddie Lake	6/2/1944	at DET		2.0 IP, 0 H, 0 R, 0 ER, 1 BB, 1 SO
Eddie Lake	5/17/1944 (G2)	vs. STL		2.1 IP, 4 H, 3 R, 1 ER, 2 BB, 1 SO
Ted Williams	8/24/1940 (G1)	vs. DET	OF-143	2.0 IP, 3 H, 1 R, 1 ER, 0 BB, 1 SO
Jimmie Foxx	8/6/1939	vs. DET	1B-123	1.0 IP, 0 H, 0 R, 0 ER, 0 BB, 1 SO
Doc Cramer	8/30/1938	vs. STL	OF-140	4.0 IP, 3 H, 2 R, 2 ER, 3 BB, 1 SO
Robert Reeves	9/7/1931	vs. WAS	2B-29	7.1 IP, 6 H, 3 R, 3 ER, 1 BB, 0 SO
Jack Rothrock	9/24/1928	at DET	OF-53, INF-49	1.0 IP, 0 H, 0 R, 0 ER, 0 BB, 0 SO
Doug Taitt	7/25/1928	at CLE	OF-139	1.0 IP, 2 H, 3 R, 3 ER, 2 BB, 1 SO
Henry Eibel	7/7/1920 (G1)	at PHA	OF-5, 1B-1	4.2 IP, 5 H, 2 R, 2 ER, 1 BB, 1 SO
Henry Eibel	7/2/1920	vs. WAS		2.0 IP, 1 H, 0 R, 0 ER, 1 BB, 1 SO
Henry Eibel	6/22/1920	at CLE		3.1 IP, 4 H, 2 R, 2 ER, 1 BB, 3 SO
Tris Speaker	10/7/1914	vs. WAS	OF-156, 1B-1	1.0 IP, 2 H, 1 R, 1 ER, 0 BB, 0 SO
Duffy Lewis	10/3/1913 (G2)	at WAS	OF-142	1.0 IP, 3 H, 2 R, 2 ER, 0 BB, 1 SO
Harry Hooper	10/3/1913 (G2)	at WAS	OF-147	2.0 IP, 2 H, 0 R, 0 ER, 1 BB, 0 SO

## Position Players Who Have Caught (Since 1972)

DATE	PLAYER	OPP.	DETAILS
9/8/1993	Steve Lyons	at CWS	PH; caught last of 8th, no chances
6/8/1989	Randy Kutcher	at NYY	PH; (hit 2-out, 2-R 2B in 9th to tie score 7-7); caught 9th, 10th, 11th (1 PO); Sox lost 8-7
7/17/1987	Mike Greenwell	vs. OAK	Was DH; Sox scored 3 R in last of 9th to tie 4-4; caught 10th (3 PO and 1 E); Sox lost 11-6

## Miscellaneous Fielding, Continued

### Opening Day Starts

POS.	PLAYER	# OF LINEUPS	YEARS
RHP	Roger Clemens	8	1988-94, 96
LHP	Jon Lester	4	2011-14
	Mel Parnell	4	1950, 52-54
C	Jason Varitek	10	2000-09
1B	George Scott	7	1967-68, 70-71, 77-79
	Mo Vaughn	7	1992-98
2B	Bobby Doerr	13	1937-41, 43-44, 46-51
SS	Everett Scott	8	1914-21
3B	Wade Boggs	10	1983-92
LF	Carl Yastrzemski	15	1961-72, 74, 78-79
CF	Dom DiMaggio	9	1941-42, 46-52
RF	Dwight Evans	14	1973, 75-76, 78-87, 89
DH	David Ortiz	10	2004-12, 2014

NOTE: Carl Yastrzemski started a club-record 22 Opening Days (15 LF, 4 1B, 2 DH, 1 RF). Jack Rothrock had the most Opening Day positions played with 5 from 1928-32 (SS, 3B, LF, CF, RF). Billy Goodman (1B, 2B, LF, RF), Dwight Evans (1B, RF, CF, DH) and Carl Yastrzemski (1B, LF, RF, DH) started at 4 positions.

## Triple Plays and Hidden Ball Plays

### Recent Red Sox Triple Plays

DATE	OPP.	INN	BATTER	BASES	DETAILS
8/16/2011	vs. TB (G2)	4	S. Rodriguez	12_	Grounder to 3B Lowrie, touches 3B, to 2B Pedroia, to 1B Gonzalez
7/8/1994	vs. SEA	6	M. Newfield	12_	Liner caught by SS Valentin, touches 2B, tags runner*
7/28/1979	at TEX	1	A. Oliver	1_3	Pop fly to 2B Brohamer, to 1B Watson, to 3B Hobson
7/23/1979	vs. CAL	8	W. Aikens	123	Liner caught by SS Burleson, touches 2B, to 1B Yastrzemski
5/10/1979	vs. CAL	7	J. Rudi	12_	Pop fly to 2B Remy, to SS Burleson, to 1B Scott
5/25/1972	vs. BAL	4	E. Hendricks	12_	Liner to 1B Josephson, touches 1B, to SS Aparicio who tags runner
7/15/1967	vs. BAL	1	P. Blair	12_	Liner to 3B Foy, to 2B Andrews, to 1B Scott
4/23/1966	vs. CLE	9	M. Alvis	1_3	Grounder to 2B Smith, to SS Petrocelli, to 1B Scott, to C Tillman
8/18/1965	at BAL	1	B. Robinson	12_	Grounder to 3B Malzone, to 2B Mantilla, to 1B Horton, to 3B Malzone
9/28/1963	vs. LAA	7	F. Torres	12_	Bunt to P Smith, to 3B Malzone, to SS Bressoud, to 2B Mantilla (1B)
6/23/1954	at BAL	1	S. Mele	123	Grounder to SS Bolling, to 2B Consolo, to 1B Agganis, to C White

\* Unassisted triple play, the 2nd in club history, also 1B George Burns on 9/14/23 vs. Cleveland.

NOTE: The Red Sox have turned 30 triple plays in club history.

### Recent Triple Plays by Opponents

DATE	OPP.	INN	BATTER	BASES	DETAILS
8/6/2001	vs. TEX	4	S. Hattenberg	12_	Liner to SS Rodriguez, to 2B Velarde, touches 2B, tags runner
6/6/1996	vs. CWS	1	T. Naehring	12_	Grounder to 3B Ventura, touches 3B, to 2B Durham, to 1B Thomas
7/17/1990*	vs. MIN	8	J. Reed	12_	Grounder to 3B Gaetti, touches 3B, to 2B Newman, to 1B Hrbek
7/17/1990*	vs. MIN	4	T. Brunansky	123	Grounder to 3B Gaetti, touches 3B, to 2B Newman, to 1B Hrbek
7/4/1988	at KC	4	J. Rice	12_	Pop fly to CF Wilson, to 2B White, to 1B Brett
4/28/1971	vs. MIL	3	B. Conigliaro	1_3	Grounder to SS Auerbach, to 2B Kubiak, to 1B Hegan, to C Rodriguez
9/4/1966 (G2)	at KCA	1	T. Conigliaro	123	Grounder to SS Campaneris, to 2B Green, to 1B Talton, to C Roof
9/4/1965 (G2)	at NYY	2	B. Tillman	12_	Grounder to 3B Boyer, to 2B Richardson, to 1B Pepitone, to 3B Boyer
4/24/1954	at WAS	3	K. Olson	12_	Bunt pop to P McDermott, to SS Hoderlein, to 1B Sievers
8/29/1953	at CWS	9	K. Olson	12_	Liner to 1B Fain, tags 1B, to SS Carrasquel (2B)

\* Red Sox became the first team in major league history to hit into 2 triple plays in the same game.

NOTE: The Red Sox have hit into 33 triple plays in club history.

### Recent Red Sox Hidden Ball Plays

PLAYER, POS	DATE	OPP.	INN.	BASE	DETAILS/BASE RUNNER
Julio Lugo, SS	6/8/2007	at ARI	3	2B	Lugo/A. Callaspo
Steve Lyons, 2B	5/13/1991	vs. CWS	4	2B	Lyons/O. Guillen
Marty Barrett, 2B	9/5/1988	at BAL	4	2B	Flip to J. Reed/J. Traber
Marty Barrett, 2B	7/21/1985	vs. CAL	6	2B	Flip to G. Hoffman/D. DeCinces
Marty Barrett, 2B	7/7/1985	at CAL	2	2B	Barrett/B. Grich
Jackie Gutierrez, SS	8/17/1984	vs. MIN	7	2B	Gutierrez/T. Teufel

NOTE: There have been 18 documented hidden ball plays by Red Sox players. Marty Barrett (see above) and SS Johnny Pesky are the only known Sox to do so more than once. Pesky had 3 hidden ball plays vs. Bill Zuber (1942, WAS), Tommy Henrich (1942, NYY), and Buddy Lewis (1947, WAS). Thanks to Bill Deane of SABR for his research.



## NATIONAL BASEBALL HALL OF FAME AND MUSEUM

25 Main Street, Cooperstown, New York 13326

Phone: (607) 547-7200 Fax: (607) 547-2044

Public Relations: (607) 547-0215

E-mail address: [info@baseballhall.org](mailto:info@baseballhall.org)

Website: [baseballhall.org](http://baseballhall.org)

Summer Hours: Memorial Day Weekend - Labor Day Weekend: 9 a.m. to 9 p.m.

Regular Hours: 9 a.m. to 5 p.m.

Holiday Closings: Thanksgiving Day, Christmas Day, and New Year's Day.

**DIRECTORY:** Jane Forbes Clark (Chairman), Joe Morgan (Vice Chairman), Jeff Idelson (President), Jeff Jones (Senior Vice President of Finance and Administration), Sean Gahagan (Vice President, Retail Merchandising & Licensing), Erik Strohl (Vice President, Exhibitions and Collections), Ken Meifert (Vice President, Sponsorship & Development)

**RESEARCH AND LIBRARY CONTACTS:** Jim Gates (Librarian)

**PR CONTACTS:** Brad Horn (Vice President, Communications & Education) and Craig Muder (Communications Director)

### HALL OF FAME WEEKEND 2016: July 22-25

**Inductees:** Ken Griffey Jr. and Mike Piazza

**Awards:** Sat. July 23, 4:30 p.m., ET, Doubleday Field

**Induction:** Sun. July 24, 1:30 p.m. ET, Clark Sports Center

### HALL OF FAME CLASSIC 2016: May 27-29

Legends Game and Special Events

**Game:** Sat. May 28, Doubleday Field

For more information, visit [baseballhall.org](http://baseballhall.org)

### RED SOX IN THE HALL OF FAME

A total of 43 former players, managers and executives in the Hall of Fame spent some or part of their professional careers with the Boston Red Sox, including 2015 BBWAA Inductees Pedro Martínez and John Smoltz. Ten of the other 41 men spent a majority of their careers with the Red Sox including: Wade Boggs, Jimmy Collins, Joe Cronin, Bobby Doerr, Harry Hooper, Jim Rice, Ted Williams, Carl Yastrzemski, Cy Young and Thomas Yawkey. For a complete list of Boston Red Sox in the Hall of Fame, visit the "Hall of Famers" team pages at [www.baseballhall.org](http://www.baseballhall.org).

### NOTABLE RED SOX ARTIFACTS IN COOPERSTOWN

- An "axe-handle" Victus bat used by Dustin Pedroia during Sept. 2015.
- Bat used by World Series MVP David Ortiz throughout the 2013 postseason.
- Spikes worn during the 2013 World Series by Koji Uehara.
- Bat and batting gloves used by Jonny Gomes to hit his three-run home run in Game 4 of the 2013 World Series.
- Jacket worn during Game 6 of the 2013 World Series by manager John Farrell.
- Batting gloves worn by David Ortiz on July 4, 2012 when he hit his 400<sup>th</sup> career HR.
- Two May 20, 2011 tickets, the first time the Cubs visited Fenway since the 1918 Series.
- Spikes worn by Boston's David Ortiz, new HR record for a DH, Sept. 15, 2009.
- Helmet from Manny Ramirez 500<sup>th</sup> home run on May 31, 2008.
- Ball signed by Kevin Youkilis from his record-setting 194<sup>th</sup> consecutive errorless game at first base on April 2, 2008.
- Spikes from Jon Lester and a ball and ticket from his no-hitter on May 19, 2008.
- Bat used in Game Four by 2004 Series MVP Manny Ramirez, to tie the postseason record for longest hitting streak at 17.
- Pedro Martínez's cap from Game 3 of the 2004 World Series.
- Custom-made spikes worn by Curt Schilling during Game Two of the 2004 World Series, during which his ankle was sutured to protect a torn sheath around his Achilles' tendon.
- Jersey worn by Pedro Martínez when he struck out five of the first six National League hitters he faced in the 1999 MLB All-Star Game at Fenway Park.
- Triple Crown Award won by Carl Yastrzemski in 1967; led the A.L. in batting .326 with 44 home runs and 121 RBI.
- Bat and ball used to register Ted Williams' 500th home run on June 17, 1960.



**Pedro Martínez's cap from Game 3 of the 2004 World Series.**

### A LOOK AHEAD TO 2017

Ballots for the 2017 Hall of Fame/BBWAA election will be distributed following the 2016 season with results from the voting scheduled to be announced in January 2017. A partial list of first-year candidates for election includes: Vladimir Guerrero, Jorge Posada, Manny Ramirez and Ivan Rodriguez. Historical information on past BBWAA elections and the election process can be accessed at [www.baseballhall.org](http://www.baseballhall.org) or by contacting the Hall of Fame Communications department.

### CONNECT TO COOPERSTOWN


- For up-to-the-minute news from Cooperstown, visit at [www.baseballhall.org](http://www.baseballhall.org). Stay up-to-date on all the activity at the Hall of Fame's official site and through social networking on Facebook, Instagram, Twitter and YouTube.
- If you would like to receive interesting stories and timely news items direct from the Hall of Fame and get the inside track on the latest happenings in Cooperstown, sign up for *Inside Pitch*. There's no cost to receive our weekly electronic newsletter in your e-mail box at home or work and it's easy to enroll. Just log on to [www.baseballhall.org/support](http://www.baseballhall.org/support).
- If you have an interest in receiving *Around The Horn*, the Hall's monthly media newsletter, please send an e-mail to [info@baseballhall.org](mailto:info@baseballhall.org). Be sure to include your name, name of organization and e-mail address. Or visit [www.baseballhall.org/media-info](http://www.baseballhall.org/media-info).

### RESEARCH ASSISTANCE

The Hall of Fame is pleased to provide assistance in baseball research and members of the media are encouraged to utilize this valuable baseball resource whenever necessary by calling the Public Relations department at (607) 547-0215, or the Library Reference desk at (607) 547-0330.



As we celebrate the 30th anniversary of the 1986 American League Champion Red Sox, we remember postseason hero Dave Henderson, who passed away at age 57 on December 27, 2015. "Hendu" is pictured here celebrating with his teammates after perhaps the most clutch home run in baseball history. With the Red Sox down to their last strike in Game 5 of the Championship Series at Angel Stadium, he hit a two-strike, two-out, two-run homer that turned a 5-4 deficit into a 6-5 lead. His 11th-inning sacrifice fly sent the Red Sox to the World Series.



## Red Sox in the Postseason

# Red Sox in the Postseason

The Red Sox are 90-77-1 all-time in postseason play, having advanced to the postseason 21 times in 115 American League seasons, including 13 times in the last 30 years and 7 times in the last 13 years. Boston is 19-13 in 32 postseason series, having gone 6-4 in 10 trips to the AL Division Series (19-18 in Division Series play), 5-5 in 10 trips to the AL Championship Series (26-31 in Championship Series play) and 8-4 in 12 trips to the World Series (45-28-1 in World Series games), with 7-game losses in 1946, '67, '75, and '86. The Red Sox' 8 World Series titles are tied with the Giants for 4th all-time behind the Yankees (27), Cardinals (11), and A's (9).

The Boston Americans, who became the Red Sox in 1908, won the 1st World Series ever held (1903), 1 of only 4 best-of-9 Series to be played (again in 1919-21). By beating the Pittsburgh Pirates of the more established National League, they caused such an embarrassment that the NL refused to participate the following year when the Red Sox repeated as AL Champions.

The Sox have won 3 World Series titles (2004, 2007 and 2013) following an 86-year Championship drought and are tied with the Giants for the most since 2000.

Boston set a major league record with an 8-game winning streak to close out their run to the World Championship in 2004 (matched in 2005 by the Chicago White Sox, who won their final 8 games en route to the Championship). The Red Sox also had a 7-game winning streak starting from Game 5 of the 2007 ALCS through their World Series win in 2007.

The Red Sox are 49-33-1 in postseason home games, including a 42-31-1 postseason mark at Fenway Park. They also hosted home World Series games at the Huntington Avenue Grounds in 1903 and at Braves Field in 1915 and 1916. The Sox clinched World Series titles at home in 1903 at the Huntington Avenue Grounds, 1912 during Fenway Park's 1st season, 1916 playing at Braves Field, and 1918 and 2013 at Fenway Park.

## Red Sox in the Division Series

YEAR	OPPONENT	WINNER	GAMES	RED SOX LEADING HITTER
1995	Cleveland Indians	Indians	0-3	Luis Alicea .600 (6-for-10)
1998	Cleveland Indians	Indians	1-3	John Valentin .467 (7-for-15)
1999	Cleveland Indians	RED SOX	3-2	Mike Stanley .500 (10-for-20)
2003	Oakland Athletics	RED SOX	3-2	Johnny Damon .316 (6-for-19)
2004	Anaheim Angels	RED SOX	3-0	David Ortiz .545 (6-for-11)
2005	Chicago White Sox	White Sox	0-3	David Ortiz .333 (4-for-12)
2007	Los Angeles Angels	RED SOX	3-0	David Ortiz .714 (5-for-7)
2008	Los Angeles Angels	RED SOX	3-1	Jason Bay .412 (7-for-17)
2009	Los Angeles Angels	Angels	0-3	Jacoby Ellsbury .250 (3-for-12)
2013	Tampa Bay Rays	RED SOX	3-1	Jacoby Ellsbury .500 (9-for-18)

## Red Sox in the ALCS

YEAR	OPPONENT	WINNER	GAMES	RED SOX LEADING HITTER
1975	Oakland Athletics	RED SOX	3-0	Carl Yastrzemski .455 (5-for-11)
1986	California Angels	RED SOX	4-3	Spike Owen .429 (9-for-21)
1988	Oakland Athletics	Athletics	0-4	Wade Boggs .385 (5-for-13)
1990	Oakland Athletics	Athletics	0-4	Wade Boggs .438 (7-for-16)
1999	New York Yankees	Yankees	1-4	Jose Offerman .458 (11-for-24)
2003	New York Yankees	Yankees	3-4	Todd Walker .370 (10-for-27)
2004	New York Yankees	RED SOX	4-3	David Ortiz .387 (12-for-31)
2007	Cleveland Indians	RED SOX	4-3	Kevin Youkilis .500 (14-for-28)
2008	Tampa Bay Rays	Rays	3-4	Coco Crisp .450 (9-for-20)
2013	Detroit Tigers	RED SOX	4-2	Jacoby Ellsbury .318 (7-for-22)

## Red Sox in the World Series

YEAR	OPPONENT	WINNER	GAMES	RED SOX LEADING HITTER
1903	Pittsburg Pirates	BOSTON (AL)	5-3	Chick Stahl .303 (10-for-33)
1904	NO SERIES HELD			
1912	New York Giants	RED SOX	4-3-1	Tris Speaker .300 (9-for-30)
1915	Philadelphia Phillies	RED SOX	4-1	Duffy Lewis .444 (8-for-18)
1916	Brooklyn Dodgers	RED SOX	4-1	Duffy Lewis .353 (6-for-17)
1918	Chicago Cubs	RED SOX	4-2	Wally Schang .444 (4-for-9)
1946	St. Louis Cardinals	Cardinals	3-4	Wally Moses .417 (5-for-12)
1967	St. Louis Cardinals	Cardinals	3-4	Carl Yastrzemski .400 (10-for-25)
1975	Cincinnati Reds	Reds	3-4	Carl Yastrzemski .310 (9-for-29)
1986	New York Mets	Mets	3-4	Marty Barrett .433 (13-for-30)
2004	St. Louis Cardinals	RED SOX	4-0	Bill Mueller .429 (6-for-14)
2007	Colorado Rockies	RED SOX	4-0	Jacoby Ellsbury .438 (7-for-16)
2013	St. Louis Cardinals	RED SOX	4-2	David Ortiz .688 (11-for-16)

\*min. 10 PA on hitting leaders

# Red Sox in the Postseason, Continued

## 2013 American League Division Series

(Red Sox 3, Rays 1)

### Game 1

at **BOSTON (Day)** | Friday, October 4

Tampa Bay	0	1	0	1	0	0	0	0	0	0	0	2	4	0
Boston	0	0	0	5	3	0	0	4	x	12	14	0		

MOORE (L), W. Wright (5), Archer (5), Torres (7), J. Wright (8) and Lobaton  
 LESTER (W), Tazawa (8), Dempster (9) and Saltalamacchia  
 HR—Rodriguez (1), Zobrist (1)  
 T—3:33; A—38,177

### Game 2

at **BOSTON (Night)** | Saturday, October 5

Tampa Bay	0	1	0	0	2	1	0	0	0	0	4	8	2
Boston	2	0	2	1	1	0	0	1	x	7	11	0	

PRICE (L), McGee (8) and Molina, Lobaton (6)  
 LACKEY (W), Breslow (6), Tazawa (8), Uehara (9-SV) and Ross  
 HR—Ortiz 2 (2)  
 T—3:14; A—38,705

### Game 3

at **TAMPA BAY (Night)** | Monday, October 7

Boston	1	0	0	0	2	0	0	0	1	4	7	0
Tampa Bay	0	0	0	0	3	0	0	1	1	5	11	1

Buchholz, Breslow (7), Tazawa (7), Morales (8), Workman (8), UEHARA (9-L) and Saltalamacchia  
 Cobb, Torres (6), Peralta (7), McGee (8), RODNEY (9-W) and Molina, Lobaton (9)  
 HR—Longoria (1), Lobaton (1)  
 T—4:19; A—33,675

### Game 4

at **TAMPA BAY (Night)** | Tuesday, October 8

Boston	0	0	0	0	0	0	2	0	1	3	6	0
Tampa Bay	0	0	0	0	0	1	0	0	0	1	6	0

Peavy, BRESLOW (6-W), Tazawa (8), Uehara (8-SV) and Saltalamacchia, Ross (7)  
 HELLICKSON, J. Wright (2), Moore (3), Torres (5), MCGEE (7-L), Peralta (7), Rodney (9),  
 Archer (9), W. Wright (9) and Lobaton, Molina (9)  
 HR—None  
 T—3:49; A—32,807

## 2013 ALDS Statistics

Batter	AVG	G	AB	R	H	2B	3B	HR	RBI	GW	SH	SF	HB	BB	SO	SB	CS	E
Berry	.000	1	0	0	0	0	0	0	0	0	0	0	0	0	0	1	0	0
Bogaerts	.000	2	0	3	0	0	0	0	0	0	0	0	0	2	0	0	0	0
Carp	.000	1	1	0	0	0	0	0	0	0	0	0	0	0	1	0	0	0
Drew	.133	4	15	1	2	0	1	0	2	1	0	0	0	0	2	0	0	0
Ellsbury	.500	4	18	7	9	2	0	0	2	0	0	0	0	1	2	4	0	0
Gomes	.222	4	9	3	2	1	0	0	2	0	0	0	0	2	1	0	0	0
Middlebrooks	.231	4	13	1	3	1	0	0	1	0	0	0	0	3	4	0	0	0
Napoli	.154	4	13	1	2	1	0	0	1	0	0	0	0	4	4	0	0	0
Nava	.200	2	5	0	1	0	0	0	0	0	0	0	0	2	2	0	1	0
Ortiz	.385	4	13	4	5	1	0	2	3	0	0	0	0	5	2	0	0	0
Pedroia	.235	4	17	2	4	1	0	0	5	1	0	2	0	0	3	0	0	0
Ross	.200	2	5	1	1	1	0	0	0	0	0	0	0	0	2	0	0	0
Saltalamacchia	.300	3	10	1	3	1	0	0	3	0	0	0	0	1	7	0	0	0
Victorino	.429	4	14	2	6	0	0	0	3	1	1	0	4	0	3	1	0	0
<b>Red Sox</b>	<b>.286</b>	<b>4</b>	<b>133</b>	<b>26</b>	<b>38</b>	<b>9</b>	<b>1</b>	<b>2</b>	<b>22</b>	<b>3</b>	<b>1</b>	<b>2</b>	<b>4</b>	<b>20</b>	<b>33</b>	<b>6</b>	<b>1</b>	<b>0</b>
<b>Rays</b>	<b>.225</b>	<b>4</b>	<b>129</b>	<b>12</b>	<b>29</b>	<b>5</b>	<b>1</b>	<b>4</b>	<b>12</b>	<b>1</b>	<b>0</b>	<b>1</b>	<b>2</b>	<b>11</b>	<b>33</b>	<b>1</b>	<b>0</b>	<b>3</b>

Pitcher	W	L	ERA	G	GS	CG	SHO	SV	IP	H	R	ER	HR	HB	BB	SO	WP
Breslow	1	0	0.00	3	0	0	0	0	3.2	2	0	0	0	1	1	4	0
Buchholz	0	0	4.50	1	1	0	0	0	6.0	7	3	3	1	0	3	5	0
Dempster	0	0	0.00	1	0	0	0	0	1.0	1	0	0	0	0	0	2	0
Lackey	1	0	6.75	1	1	0	0	0	5.1	7	4	4	0	1	3	6	0
Lester	1	0	2.35	1	1	0	0	0	7.2	3	2	2	2	2	0	3	7
Morales	0	0	27.00	1	0	0	0	0	0.1	1	1	1	0	0	1	0	0
Peavy	0	0	1.59	1	1	0	0	0	5.2	5	1	1	0	0	0	3	0
Tazawa	0	0	0.00	4	0	0	0	0	2.1	1	0	0	0	0	0	2	1
Uehara	0	1	3.00	3	0	0	0	2	3.0	1	1	1	1	1	0	4	0
Workman	0	0	0.00	1	0	0	0	0	0.2	1	0	0	0	0	0	0	0
<b>Red Sox</b>	<b>3</b>	<b>1</b>	<b>3.03</b>	<b>4</b>	<b>4</b>	<b>0</b>	<b>0</b>	<b>2</b>	<b>35.2</b>	<b>29</b>	<b>12</b>	<b>12</b>	<b>4</b>	<b>2</b>	<b>11</b>	<b>33</b>	<b>1</b>
<b>Rays</b>	<b>1</b>	<b>3</b>	<b>6.35</b>	<b>4</b>	<b>4</b>	<b>0</b>	<b>0</b>	<b>0</b>	<b>34.0</b>	<b>38</b>	<b>26</b>	<b>24</b>	<b>2</b>	<b>4</b>	<b>20</b>	<b>33</b>	<b>4</b>

Red Sox in the Postseason

# Red Sox in the Postseason, Continued

## 2013 American League Championship Series

(Red Sox 4, Tigers 2)

### Game 1

at **BOSTON (Night)** | Saturday, October 12

	R	H	E
Detroit	0	0	0
Boston	0	0	0

SANCHEZ (W), Alburquerque (7), Veras (8), Smyly (8), Benoit (9-SV) and Avila  
 LESTER (L), Tazawa (7), Breslow (8), Uehara (9) and Ross, Saltalamacchia (8)  
 HR—None  
 T—3:56; A—38,210

### Game 2

at **BOSTON (Night)** | Sunday, October 13

	R	H	E
Detroit	0	1	0
Boston	0	0	0

Scherzer, Veras (8), Smyly (8), Alburquerque (8), Benoit (8), PORCELLO (9-L)  
 and Avila  
 Buchholz, Workman (6), Doubront (7), UEHARA (9-W) and Saltalamacchia  
 HR—Cabrera (1), Avila (1), Ortiz (1)  
 T—3:28; A—38,029

### Game 3

at **DETROIT (Day)** | Tuesday, October 15

	R	H	E
Boston	0	0	0
Detroit	0	0	0

LACKEY (W), Breslow (7), Tazawa (8), Uehara (8-SV) and Saltalamacchia  
 VERLANDER (L), Veras (9), Coke (9), Alburquerque (9) and Avila  
 HR—Napoli (1)  
 T—3:20 (0:17 delay); A—42,327

### Game 4

at **DETROIT (Night)** | Wednesday, October 16

	R	H	E
Boston	0	0	0
Detroit	0	5	0

PEAVY (L), Workman (4), Dempster (6), Morales (7), Doubront (8)  
 and Saltalamacchia  
 FISTER (W), Coke (7), Alburquerque (7), Smyly (7), Benoit (9) and Avila  
 HR—None  
 T—3:27; A—42,765

### Game 5

at **DETROIT (Night)** | Thursday, October 17

	R	H	E
Boston	0	3	1
Detroit	0	0	0

LESTER (W), Tazawa (6), Breslow (7), Uehara (8-SV) and Ross  
 SANCHEZ (L), Coke (7), Veras (7), Alburquerque (9) and Avila, Pena (5)  
 HR—Napoli (2)  
 T—3:47; A—42,669

### Game 6

at **BOSTON (Night)** | Saturday, October 19

	R	H	E
Detroit	0	0	0
Boston	0	0	0

SCHERZER (L), Smyly (7), Veras (7), Coke (7), Alburquerque (8) and Avila  
 Buchholz, Morales (6), Workman (6), TAZAWA (7-W), Breslow (8), Uehara (9-SV)  
 and Saltalamacchia  
 HR—Victorino (1)  
 T—3:52; A—38,823

## 2013 ALCS Statistics

Batter	AVG	G	AB	R	H	2B	3B	HR	RBI	GW	SH	SF	HB	BB	SO	SB	CS	E
Berry	.000	1	0	0	0	0	0	0	0	0	0	0	0	0	1	0	0	0
Bogaerts	.500	4	6	4	3	3	0	0	0	0	0	0	0	3	1	0	0	0
Carp	.000	3	5	0	0	0	0	0	0	0	0	0	0	0	2	0	0	0
Drew	.050	6	20	0	1	0	0	0	0	0	0	0	0	1	10	0	0	1
Ellsbury	.318	6	22	3	7	1	1	0	3	0	0	0	0	4	6	2	1	0
Gomes	.188	5	16	3	3	1	0	0	0	0	0	0	0	7	0	0	0	0
Middlebrooks	.100	5	10	1	1	1	0	0	0	0	0	0	0	5	0	0	0	0
Napoli	.300	6	20	4	6	2	0	2	2	2	0	0	0	1	11	0	0	0
Nava	.333	2	6	0	2	0	0	0	4	0	0	0	0	1	3	0	0	0
Ortiz	.091	6	22	1	2	0	0	1	4	0	0	0	0	3	4	0	0	0
Pedroia	.273	6	22	1	6	1	0	0	1	0	0	0	0	4	6	1	0	0
Ross	.500	2	4	0	2	1	0	0	1	0	1	0	0	1	1	0	0	0
Saltalamacchia	.188	5	16	0	3	0	0	0	2	1	0	0	0	0	8	0	0	0
Victorino	.125	6	24	2	3	1	0	1	5	1	0	0	2	0	9	1	0	1
<b>Red Sox</b>	<b>.202</b>	<b>6</b>	<b>193</b>	<b>19</b>	<b>39</b>	<b>11</b>	<b>1</b>	<b>4</b>	<b>18</b>	<b>4</b>	<b>1</b>	<b>0</b>	<b>2</b>	<b>18</b>	<b>73</b>	<b>5</b>	<b>1</b>	<b>3</b>
<b>Tigers</b>	<b>.254</b>	<b>6</b>	<b>197</b>	<b>18</b>	<b>50</b>	<b>9</b>	<b>0</b>	<b>2</b>	<b>17</b>	<b>2</b>	<b>2</b>	<b>0</b>	<b>4</b>	<b>18</b>	<b>42</b>	<b>2</b>	<b>0</b>	<b>4</b>

Pitcher	W	L	ERA	G	GS	CG	SHO	SV	IP	H	R	ER	HR	HB	BB	SO	WP
Breslow	0	0	0.00	4	0	0	0	0	3.1	1	0	0	0	0	4	2	0
Buchholz	0	0	5.91	2	2	0	0	0	10.2	12	7	7	2	1	2	10	1
Dempster	0	0	0.00	1	0	0	0	0	1.0	1	0	0	0	0	0	0	0
Doubront	0	0	0.00	2	0	0	0	0	2.1	1	0	0	0	0	1	2	1
Lackey	1	0	0.00	1	1	0	0	0	6.2	4	0	0	0	0	0	8	0
Lester	1	1	2.31	2	2	0	0	0	11.2	13	3	3	0	0	2	4	7
Morales	0	0	0.00	2	0	0	0	0	1.0	2	0	0	0	0	1	0	0
Peavy	0	1	21.00	1	1	0	0	0	3.0	5	7	7	0	0	3	1	0
Tazawa	1	0	3.38	4	0	0	0	0	2.2	4	1	1	0	0	0	1	0
Uehara	1	0	0.00	5	0	0	0	3	6.0	4	0	0	0	0	0	9	0
Workman	0	0	0.00	3	0	0	0	0	4.2	3	0	0	0	0	2	3	0
<b>Red Sox</b>	<b>4</b>	<b>2</b>	<b>3.06</b>	<b>6</b>	<b>6</b>	<b>0</b>	<b>1</b>	<b>3</b>	<b>53.0</b>	<b>50</b>	<b>18</b>	<b>18</b>	<b>2</b>	<b>4</b>	<b>18</b>	<b>42</b>	<b>1</b>
<b>Tigers</b>	<b>2</b>	<b>4</b>	<b>2.77</b>	<b>6</b>	<b>6</b>	<b>0</b>	<b>1</b>	<b>1</b>	<b>52.0</b>	<b>39</b>	<b>19</b>	<b>16</b>	<b>4</b>	<b>2</b>	<b>18</b>	<b>73</b>	<b>6</b>

Red Sox in the Postseason

# Red Sox in the Postseason, Continued

## 2013 World Series

(Red Sox 4, Cardinals 2)

### Game 1

at **BOSTON (Night)** | Wednesday, October 23

	R	H	E
St. Louis	0	0	0
Boston	3	2	0

WAINWRIGHT (L), Axford (6), Choate (7), Maness (7), Siegrist (7), Martinez (8) and Molina  
 LESTER (W), Tazawa (8), Dempster (9) and Ross  
 HR—Ortiz (1), Holliday (1)  
 T—3:17; A—38,345

### Game 2

at **BOSTON (Night)** | Thursday, October 24

	R	H	E
St. Louis	0	0	0
Boston	0	0	0

WACHA (W), Martinez (7), Rosenthal (9-SV) and Molina  
 LACKEY (L), Breslow (7), Tazawa (7), Workman (8), Uehara (9) and Saltalamacchia  
 HR—Ortiz (2)  
 T—3:05; A—38,436

### Game 3

at **ST. LOUIS (Night)** | Saturday, October 26

	R	H	E
Boston	0	0	0
St. Louis	2	0	0

Peavy, Doubront (5), Breslow (7), Tazawa (7), WORKMAN (8-L), Uehara (9) and Saltalamacchia  
 Kelly, Choate (6), Maness (6), Siegrist (7), Martinez (8), ROSENTHAL (8-W) and Molina  
 HR—None  
 T—3:54; A—47,432

### Game 4

at **ST. LOUIS (Night)** | Sunday, October 27

	R	H	E
Boston	0	0	0
St. Louis	0	0	0

Buchholz, DOUBRONT (5-W), Breslow (7), Tazawa (7), Lackey (8), Uehara (9-SV) and Ross  
 LYNN (L), Maness (6), Choate (7), Siegrist (8), Axford (8) and Molina  
 HR—Gomes (1)  
 T—3:34; A—47,469

### Game 5

at **ST. LOUIS (Night)** | Monday, October 28

	R	H	E
Boston	1	0	0
St. Louis	0	0	0

LESTER (W), Uehara (8-SV) and Ross  
 WAINWRIGHT (L), Martinez (8), Rosenthal (9) and Molina  
 HR—Holliday (2)  
 T—2:52; A—47,436

### Game 6

at **BOSTON (Night)** | Wednesday, October 30

	R	H	E
St. Louis	0	0	0
Boston	0	0	0

WACHA (L), Lynn (4), Maness (4), Siegrist (5), Martinez (6), Choate (8), Rosenthal (8) and Molina  
 LACKEY (W), Tazawa (7), Workman (8), Uehara (9) and Ross  
 HR—Drew (1)  
 T—3:15; A—38,447

## 2013 World Series Statistics

Batter	AVG	G	AB	R	H	2B	3B	HR	RBI	GW	SH	SF	HB	BB	SO	SB	CS	E
Berry	.000	1	0	0	0	0	0	0	0	0	0	0	0	0	1	0	0	0
Bogaerts	.238	6	21	2	5	0	1	0	2	0	0	1	0	1	8	0	0	1
Carp	.000	2	2	0	0	0	0	0	1	0	0	0	0	0	0	0	0	0
Drew	.158	6	19	3	3	0	0	1	2	0	0	1	0	1	7	0	0	0
Ellsbury	.250	6	24	4	6	1	0	0	1	0	0	0	0	2	6	0	0	2
Gomes	.118	6	17	2	2	0	0	1	3	1	0	0	1	3	4	0	0	1
Middlebrooks	.000	1	2	0	0	0	0	0	0	0	0	0	0	0	1	0	0	1
Napoli	.154	5	13	0	2	1	0	0	4	1	0	0	0	1	6	0	0	0
Nava	.143	5	14	1	2	1	0	0	2	0	0	0	0	0	4	0	0	0
Ortiz	.688	6	16	7	11	2	0	2	6	0	0	1	0	8	1	0	0	0
Pedroia	.208	6	24	5	5	2	0	0	1	0	0	0	0	1	4	0	0	1
Ross	.188	4	16	1	3	1	0	0	1	1	0	0	0	0	8	0	0	0
Saltalamacchia	.000	2	6	0	0	0	0	0	0	0	0	0	0	2	4	0	0	1
Victorino	.154	4	13	2	2	1	0	0	4	1	0	0	1	2	2	0	0	0
Buchholz	.000	1	1	0	0	0	0	0	0	0	0	0	0	0	1	0	0	0
Doubront	.000	2	1	0	0	0	0	0	0	0	0	0	0	0	1	0	0	0
Lester	.000	2	3	0	0	0	0	0	0	0	0	0	0	0	1	0	0	0
Peavy	.000	1	1	0	0	0	0	0	0	0	0	0	0	0	0	0	0	0
Workman	.000	3	1	0	0	0	0	0	0	0	0	0	0	0	1	0	0	0
<b>Red Sox</b>	<b>.211</b>	<b>6</b>	<b>194</b>	<b>27</b>	<b>41</b>	<b>9</b>	<b>1</b>	<b>4</b>	<b>27</b>	<b>4</b>	<b>0</b>	<b>3</b>	<b>2</b>	<b>21</b>	<b>59</b>	<b>1</b>	<b>0</b>	<b>8</b>
<b>Cardinals</b>	<b>.224</b>	<b>6</b>	<b>201</b>	<b>14</b>	<b>45</b>	<b>7</b>	<b>1</b>	<b>2</b>	<b>12</b>	<b>0</b>	<b>2</b>	<b>1</b>	<b>1</b>	<b>13</b>	<b>43</b>	<b>3</b>	<b>0</b>	<b>5</b>
Pitcher	W	L	ERA	G	GS	CG	SHO	SV	IP	H	R	ER	HR	HB	BB	SO	WP	
Breslow	0	0	54.00	3	0	0	0	0	0	0.1	3	3	2	0	1	2	0	0
Buchholz	0	0	0.00	1	1	0	0	0	4.0	3	1	0	0	0	3	2	1	
Dempster	0	0	9.00	1	0	0	0	0	1.0	2	1	1	1	0	0	1	0	
Doubront	1	0	1.93	2	0	0	0	0	4.2	2	1	1	0	0	1	3	0	
Lackey	1	1	2.57	3	2	0	0	0	14.0	14	4	4	0	0	3	11	3	
Lester	2	0	0.59	2	2	0	0	0	15.1	9	1	1	1	0	1	15	0	
Peavy	0	0	4.50	1	1	0	0	0	4.0	6	2	2	0	0	1	4	0	
Tazawa	0	0	0.00	5	0	0	0	0	2.1	1	0	0	0	0	1	3	0	
Uehara	0	0	0.00	5	0	0	0	0	2	4.2	2	0	0	0	0	3	0	
Workman	0	1	0.00	3	0	0	0	0	3.1	3	1	0	0	0	1	1	0	
<b>Red Sox</b>	<b>4</b>	<b>2</b>	<b>1.84</b>	<b>6</b>	<b>6</b>	<b>0</b>	<b>0</b>	<b>2</b>	<b>53.2</b>	<b>45</b>	<b>14</b>	<b>11</b>	<b>2</b>	<b>1</b>	<b>13</b>	<b>43</b>	<b>4</b>	
<b>Cardinals</b>	<b>2</b>	<b>4</b>	<b>3.98</b>	<b>6</b>	<b>6</b>	<b>0</b>	<b>0</b>	<b>1</b>	<b>52.0</b>	<b>41</b>	<b>27</b>	<b>23</b>	<b>4</b>	<b>2</b>	<b>21</b>	<b>59</b>	<b>1</b>	

Red Sox in the Postseason

# Red Sox in the Postseason, Continued

## 2009 American League Division Series

(Angels 3, Red Sox 0)

### Game 1

at ANAHEIM (Night) | Thursday, October 8

	R	H	E
Boston	0	0	0
Los Angeles	0	0	0

LESTER (L), Ramirez (7), Saito (7), Bard (8) and Martinez  
LACKEY (W), Oliver (8), and Napoli  
HR—Hunter (1)  
T—3:09; A—45,070

### Game 2

at ANAHEIM (Night) | Friday, October 9

	R	H	E
Boston	0	0	0
Los Angeles	0	0	0

BECKETT (L), Wagner (7), Papelbon (8), and Martinez  
WEAVER (W), Oliver (8), Jepsen (8), Fuentes (9-SV) and Napoli  
HR—None  
T—3:11; A—45,223

### Game 3

at BOSTON (Day) | Sunday, October 11

	R	H	E
Los Angeles	0	0	0
Boston	0	0	0

Kazmir, Bulger (7), Jepsen (8), OLIVER (8-W), Fuentes (9-SV) and Napoli, Mathis (9)  
Buchholz, Bard (6), Wagner (8), PAPELBON (8-L), Okajima (9) and Martinez  
HR—Morales (1), Drew (1)  
T—3:49; A—38,704

## 2009 ALDS Statistics

Batter	AVG	G	AB	R	H	2B	3B	HR	RBI	GW	SH	SF	HB	BB	SO	SB	CS	E
Anderson	—	1	0	0	0	0	0	0	0	0	0	0	0	0	0	0	0	0
Bay	.125	3	8	0	1	0	0	0	0	0	0	0	0	3	3	0	0	1
Drew	.222	3	9	1	2	0	0	1	2	0	0	0	0	1	1	0	0	0
Ellsbury	.250	3	12	2	3	0	1	0	0	0	0	0	0	0	2	0	0	0
Gathright	—	1	0	1	0	0	0	0	0	0	0	0	0	0	0	1	0	0
Gonzalez	.167	3	6	1	1	0	0	0	0	0	0	0	0	1	1	0	0	1
Kotchman	.000	3	1	0	0	0	0	0	0	0	0	0	0	0	0	0	0	0
Lowell	.200	3	10	1	2	0	0	0	1	0	0	0	0	1	0	0	0	1
Lowrie	.000	3	2	0	0	0	0	0	0	0	0	0	0	0	1	0	0	0
Martinez	.182	3	11	0	2	0	0	0	2	0	0	0	0	1	2	0	0	0
Ortiz	.083	3	12	0	1	0	0	0	0	0	0	0	0	0	4	0	0	0
Pedroia	.167	3	12	1	2	1	0	0	2	0	0	0	0	1	0	0	0	0
Varitek	—	0	0	0	0	0	0	0	0	0	0	0	0	0	0	0	0	0
Youkilis	.083	3	12	0	1	1	0	0	0	0	0	0	0	0	2	0	0	1
<b>Red Sox</b>	<b>.158</b>	<b>3</b>	<b>95</b>	<b>7</b>	<b>15</b>	<b>2</b>	<b>1</b>	<b>1</b>	<b>7</b>	<b>0</b>	<b>0</b>	<b>0</b>	<b>0</b>	<b>8</b>	<b>16</b>	<b>1</b>	<b>0</b>	<b>4</b>
<b>Angels</b>	<b>.258</b>	<b>3</b>	<b>93</b>	<b>16</b>	<b>24</b>	<b>6</b>	<b>1</b>	<b>2</b>	<b>14</b>	<b>3</b>	<b>2</b>	<b>1</b>	<b>3</b>	<b>10</b>	<b>18</b>	<b>3</b>	<b>1</b>	<b>1</b>
Pitcher	W	L	ERA	G	GS	CG	SHO	SV	IP	H	R	ER	HR	HB	BB	SO	WP	
Bard	0	0	0.00	2	0	0	0	0	3.0	0	0	0	0	0	0	4	0	
Beckett	0	1	5.40	1	1	0	0	0	6.2	5	4	4	0	1	1	3	0	
Buchholz	0	0	3.60	1	1	0	0	0	5.0	6	2	2	1	1	1	3	0	
Byrd	0	0	—	0	0	0	0	0	0.0	0	0	0	0	0	0	0	0	
Lester	0	1	4.50	1	1	0	0	0	6.0	4	3	3	1	0	4	5	0	
Matsuzaka	0	0	—	0	0	0	0	0	0.0	0	0	0	0	0	0	0	0	
Okajima	0	0	0.00	1	0	0	0	0	0.1	0	0	0	0	0	0	0	0	
Papelbon	0	1	13.50	2	0	0	0	0	2.0	4	3	3	0	0	2	1	0	
Ramirez	0	0	—	1	0	0	0	0	0.0	1	2	2	0	1	1	0	0	
Saito	0	0	0.00	1	0	0	0	0	1.0	2	0	0	0	0	0	0	0	
Wagner	0	0	18.00	2	0	0	0	0	1.0	2	2	2	0	0	1	2	0	
<b>Red Sox</b>	<b>0</b>	<b>3</b>	<b>5.76</b>	<b>3</b>	<b>3</b>	<b>0</b>	<b>0</b>	<b>0</b>	<b>25.0</b>	<b>24</b>	<b>16</b>	<b>16</b>	<b>2</b>	<b>3</b>	<b>10</b>	<b>18</b>	<b>0</b>	
<b>Angels</b>	<b>3</b>	<b>0</b>	<b>2.33</b>	<b>3</b>	<b>3</b>	<b>0</b>	<b>1</b>	<b>2</b>	<b>27.0</b>	<b>15</b>	<b>7</b>	<b>7</b>	<b>1</b>	<b>0</b>	<b>8</b>	<b>16</b>	<b>1</b>	

Red Sox in the Postseason

# Red Sox in the Postseason, Continued

## 2008 American League Division Series

(Red Sox 3, Angels 1)

### Game 1

at ANAHEIM (Night) | Wednesday, October 1

	R	H	E
Boston	0	0	0
Los Angeles	0	0	1

LESTER (W), Masterson (8), Papelbon (9-5V) and Varitek  
LACKEY (L), Oliver (7), Shields (8), Arredondo (9) and Napoli  
HR—Bay (1)  
T—3:14; A—44,996

### Game 2

at ANAHEIM (Night) | Friday, October 3

	R	H	E
Boston	4	0	0
Los Angeles	1	0	0

Matsuzaka, Okajima (6), Masterson (7), PAPELBON (8-W) and Varitek  
Santana, Arredondo (6), Shields (8), RODRIGUEZ (8-L) and Mathis, Napoli (6)  
HR—Bay (2), Drew (1)  
T—3:51; A—45,354

### Game 3

at BOSTON (Night) | Sunday, October 5

	R	H	E
Los Angeles	1	0	2
Boston	0	3	0

Saunders, Arredondo (5), Oliver (7), Shields (7), Rodriguez (10), WEAVER (11-W)  
and Napoli  
Beckett, Delcarmen (6), Okajima (7), Masterson (8), Papelbon (10), LOPEZ (12-L)  
and Varitek, Cash (10), Ross (12)  
HR—Napoli 2 (2)  
T—5:19; A—39,067

### Game 4

at BOSTON (Night) | Monday, October 6

	R	H	E
Los Angeles	0	0	0
Boston	0	0	0

Lackey SHIELDS (8-L) and Napoli  
Lester, Okajima (8), Masterson (8), DELCARMEN (9-W) and Varitek  
HR—None  
T—2:50; A—38,785

## 2008 ALDS Statistics

Batter	AVG	G	AB	R	H	2B	3B	HR	RBI	GW	SH	SF	HB	BB	SO	SB	CS	E
Bay	.412	4	17	3	7	2	0	2	5	1	0	0	0	2	4	0	0	0
Casey	—	0	0	0	0	0	0	0	0	0	0	0	0	0	0	0	0	0
Cash	—	1	0	0	0	0	0	0	0	0	0	0	0	0	0	0	0	0
Cora	.250	2	4	1	1	1	0	0	0	0	0	0	0	1	1	0	0	0
Crisp	.250	2	4	2	1	0	0	0	0	0	0	0	0	1	0	1	0	0
Drew	.286	4	14	2	4	1	0	1	3	1	0	0	0	4	0	0	0	0
Ellsbury	.333	4	18	2	6	3	0	0	6	0	0	0	0	2	2	3	1	0
Kotsay	.300	3	10	1	3	0	0	0	0	0	0	0	0	0	1	0	0	0
Lowell	.000	2	8	0	0	0	0	0	0	0	0	0	0	1	3	0	0	0
Lowrie	.364	3	11	2	4	0	0	0	1	1	0	0	1	1	3	0	0	1
Ortiz	.235	4	17	1	4	1	0	0	1	0	0	0	0	3	4	0	0	0
Pedroia	.059	4	17	0	1	1	0	0	1	0	0	0	1	2	2	0	0	0
Ross	—	1	0	0	0	0	0	0	0	0	0	0	0	0	0	0	0	0
Varitek	.214	4	14	2	3	0	0	0	0	0	1	0	0	1	0	0	0	0
Velazquez	—	0	0	0	0	0	0	0	0	0	0	0	0	0	0	0	0	0
Youkilis	.222	4	18	2	4	1	0	0	1	0	0	0	0	2	3	0	0	0
<b>Red Sox</b>	<b>.250</b>	<b>4</b>	<b>152</b>	<b>18</b>	<b>38</b>	<b>10</b>	<b>0</b>	<b>3</b>	<b>18</b>	<b>3</b>	<b>1</b>	<b>0</b>	<b>2</b>	<b>15</b>	<b>28</b>	<b>4</b>	<b>1</b>	<b>1</b>
<b>Angels</b>	<b>.273</b>	<b>4</b>	<b>154</b>	<b>13</b>	<b>42</b>	<b>3</b>	<b>1</b>	<b>2</b>	<b>13</b>	<b>1</b>	<b>2</b>	<b>1</b>	<b>1</b>	<b>15</b>	<b>34</b>	<b>2</b>	<b>1</b>	<b>4</b>

Pitcher	W	L	ERA	G	GS	CG	SHO	SV	IP	H	R	ER	HR	HB	BB	SO	WP
Beckett	0	0	7.20	1	1	0	0	0	5.0	9	4	4	2	0	4	6	0
Byrd	0	0	—	0	0	0	0	0	0.0	0	0	0	0	0	0	0	0
Delcarmen	1	0	0.00	2	0	0	0	0	2.1	1	0	0	0	1	0	1	0
Lester	1	0	0.00	2	2	0	0	0	14.0	10	1	0	0	0	3	11	0
Lopez	0	1	9.00	1	0	0	0	0	1.0	3	1	1	0	0	0	1	0
Masterson	0	0	2.25	4	0	0	0	0	4.0	6	2	1	0	0	3	3	0
Matsuzaka	0	0	5.40	1	1	0	0	0	5.0	8	3	3	0	0	3	5	0
Okajima	0	0	6.75	3	0	0	0	0	2.2	3	2	2	0	0	1	0	0
Papelbon	1	0	0.00	3	0	0	0	1	5.0	2	0	0	0	0	1	7	0
Wakefield	0	0	—	0	0	0	0	0	0.0	0	0	0	0	0	0	0	0
<b>Red Sox</b>	<b>3</b>	<b>1</b>	<b>2.54</b>	<b>4</b>	<b>4</b>	<b>0</b>	<b>0</b>	<b>1</b>	<b>39.0</b>	<b>42</b>	<b>13</b>	<b>11</b>	<b>2</b>	<b>1</b>	<b>15</b>	<b>34</b>	<b>0</b>
<b>Angels</b>	<b>1</b>	<b>3</b>	<b>4.19</b>	<b>4</b>	<b>4</b>	<b>0</b>	<b>0</b>	<b>0</b>	<b>38.2</b>	<b>38</b>	<b>18</b>	<b>18</b>	<b>3</b>	<b>2</b>	<b>15</b>	<b>28</b>	<b>0</b>

Red Sox in the Postseason

# Red Sox in the Postseason, Continued

## 2008 American League Championship Series

(Rays 4, Red Sox 3)

### Game 1

at TAMPA BAY (Night) | Friday, October 10

	R	H	E
Boston	0	0	0
Tampa Bay	0	0	0

MATSUZAKA (W), Okajima (8), Masterson (8), Papelbon (9-SV) and Varitek SHIELDS (L), Howell (8), Balfour (8), Price (9) and Navarro  
 HR—None  
 T—3:25; A—35,001

### Game 2

at TAMPA BAY (Night) | Saturday, October 11

	R	H	E
Boston	2	0	1
Tampa Bay	2	0	2

Beckett, Lopez (5), Delcarmen (5), Okajima (7), Masterson (9), Papelbon (9), TIMLIN (11-L) and Varitek, Cash (9)  
 Kazmir, Balfour (5), Howell (5), Bradford (6), Miller (8), Wheeler (8), PRICE (11-W) and Navarro  
 HR—Longoia (1), Pedroia 2 (2), Upton (1), Floyd (1), Youkilis (1), Bay (1)  
 T—5:27; A—34,904

### Game 3

at BOSTON (Day) | Monday, October 13

	R	H	E
Tampa Bay	0	1	4
Boston	0	0	0

GARZA (W), Howell (7), Jackson (9) and Navarro  
 LESTER (L), Byrd (6) and Varitek  
 HR—Upton (2), Longoria (2), Baldelli (1), Pena (1)  
 T—3:23; A—38,031

### Game 4

at BOSTON (Night) | Tuesday, October 14

	R	H	E
Tampa Bay	3	0	2
Boston	0	0	1

SONNANSTINE (W), Miller (8), Jackson (8) and Navarro  
 WAKEFIELD (L), Masterson (3), Delcarmen (6), Lopez (6), Timlin (8) and Cash  
 HR—Pena (2), Longoria (3), Aybar (1), Cash (1)  
 T—3:07; A—38,133

### Game 5

at BOSTON (Night) | Thursday, October 16

	R	H	E
Tampa Bay	2	0	3
Boston	0	0	0

Kazmir, Balfour (7), Wheeler (7), HOWELL (9-L) and Navarro  
 Matsuzaka, Okajima (5), Delcarmen (7), Papelbon (7), MASTERSON (9-W) and Varitek, Cash (9)  
 HR—Upton (3), Pena (3), Longoria (4), Ortiz (1), Drew (1)  
 T—4:08; A—38,437

### Game 6

at TAMPA BAY (Night) | Saturday, October 18

	R	H	E
Boston	0	1	1
Tampa Bay	1	0	0

BECKETT (W), Okajima (6), Masterson (8), Papelbon (9-SV) and Varitek SHIELDS (L), Howell (6), Balfour (7), Bradford (8), Miller (9) and Navarro  
 HR—Upton (4), Youkilis (2), Bartlett (1), Varitek (1)  
 T—3:48; A—40,947

### Game 7

at TAMPA BAY (Night) | Sunday, October 19

	R	H	E
Boston	1	0	0
Tampa Bay	0	0	0

LESTER (L), Okajima (8) and Varitek  
 GARZA (W), Wheeler (8), Howell (8), Bradford (8), Price (8-SV) and Navarro  
 HR—Pedroia (3), Aybar (2)  
 T—3:31; A—40,473

## 2008 ALCS Statistics

Batter	AVG	G	AB	R	H	2B	3B	HR	RBI	GW	SH	SF	HB	BB	SO	SB	CS	E
Bay	.292	7	24	3	7	1	0	1	4	0	0	0	1	7	8	0	0	0
Casey	.000	2	2	0	0	0	0	0	0	0	0	0	0	0	2	0	0	0
Cash	.333	3	3	1	1	0	0	1	1	0	0	0	0	0	1	0	0	0
Cora	.143	2	7	0	1	0	0	0	0	0	0	0	0	0	1	0	0	0
Crisp	.450	5	20	2	9	2	0	0	1	0	0	0	0	4	3	0	0	0
Drew	.250	7	24	1	6	1	0	1	3	1	0	0	1	4	6	0	0	0
Ellsbury	.000	4	14	0	0	0	0	0	1	0	0	1	0	1	3	0	0	0
Kotsay	.233	7	30	1	7	3	0	0	0	0	0	0	0	0	4	0	0	0
Lowrie	.111	6	18	2	2	1	0	0	1	1	0	1	0	4	4	0	0	0
Ortiz	.154	7	26	3	4	1	1	1	4	0	0	0	0	6	9	0	0	0
Pedroia	.346	7	26	9	9	1	0	3	5	0	0	0	1	5	3	2	1	0
Ross	—	0	0	0	0	0	0	0	0	0	0	0	0	0	0	0	0	0
Varitek	.050	6	20	2	1	0	0	1	1	1	0	0	1	2	8	0	0	0
Youkilis	.333	7	30	4	10	3	0	2	6	0	0	0	0	2	4	0	0	0
<b>Red Sox</b>	<b>.234</b>	<b>7</b>	<b>244</b>	<b>28</b>	<b>57</b>	<b>13</b>	<b>1</b>	<b>10</b>	<b>27</b>	<b>3</b>	<b>0</b>	<b>2</b>	<b>4</b>	<b>35</b>	<b>56</b>	<b>2</b>	<b>1</b>	<b>0</b>
<b>Rays</b>	<b>.252</b>	<b>7</b>	<b>242</b>	<b>43</b>	<b>61</b>	<b>10</b>	<b>2</b>	<b>16</b>	<b>43</b>	<b>4</b>	<b>0</b>	<b>1</b>	<b>2</b>	<b>25</b>	<b>57</b>	<b>10</b>	<b>1</b>	<b>6</b>

Pitcher	W	L	ERA	G	GS	CG	SHO	SV	IP	H	R	ER	HR	HB	BB	SO	WP
Beckett	1	0	9.64	2	2	0	0	0	9.1	13	10	10	5	1	2	8	0
Byrd	0	0	10.80	1	0	0	0	0	3.1	5	4	4	2	0	0	2	0
Delcarmen	0	0	31.50	3	0	0	0	0	2.0	3	7	7	0	0	5	2	0
Lester	0	2	4.97	2	2	0	0	0	12.2	14	8	7	3	0	2	15	0
Lopez	0	0	0.00	2	0	0	0	0	1.2	3	0	0	0	0	0	0	0
Masterson	1	0	1.59	5	0	0	0	0	5.2	4	1	1	0	1	2	6	0
Matsuzaka	1	0	4.09	2	2	0	0	0	11.0	9	5	5	3	0	6	11	1
Okajima	0	0	0.00	5	0	0	0	0	7.1	1	0	0	0	0	1	5	0
Papelbon	0	0	0.00	4	0	0	0	2	5.1	1	0	0	0	0	1	6	0
Timlin	0	1	10.13	2	0	0	0	0	2.2	2	3	3	0	0	4	0	0
Wakefield	0	1	16.88	1	1	0	0	0	2.2	6	5	5	3	0	2	2	0
<b>Red Sox</b>	<b>3</b>	<b>4</b>	<b>5.94</b>	<b>7</b>	<b>7</b>	<b>0</b>	<b>1</b>	<b>2</b>	<b>63.2</b>	<b>61</b>	<b>43</b>	<b>42</b>	<b>16</b>	<b>2</b>	<b>25</b>	<b>57</b>	<b>1</b>
<b>Rays</b>	<b>4</b>	<b>3</b>	<b>3.62</b>	<b>7</b>	<b>7</b>	<b>0</b>	<b>0</b>	<b>1</b>	<b>64.2</b>	<b>57</b>	<b>28</b>	<b>26</b>	<b>10</b>	<b>4</b>	<b>35</b>	<b>56</b>	<b>2</b>

Red Sox in the Postseason



# Red Sox in the Postseason, Continued

## 2007 American League Division Series

(Red Sox 3, Angels 0)

### Game 1

at **BOSTON (Night)** | Wednesday, October 3

	R	H	E
Los Angeles	0	0	0
Boston	1	0	3

LACKEY (L), Santana (7) and Napoli, Mathis (8)  
 BECKETT (W) and Varitek  
 HR—Youkilis (1), Ortiz (1)  
 T—2:27; A—37,597

### Game 2

at **BOSTON (Night)** | Friday, October 5

	R	H	E
Los Angeles	0	3	0
Boston	2	0	0

Escobar, Shields (6), SPEIER (8-L), Rodriguez (9) and Mathis, Napoli (8)  
 Matsuzaka, Lopez (5), Delcarmen (6), Okajima (7), PAPELBON (8-W) and Varitek  
 HR—Ramirez (1)  
 T—4:05; A—37,706

### Game 3

at **ANAHEIM (Day)** | Sunday, October 7

	R	H	E
Boston	0	0	0
Los Angeles	0	0	0

SCHILLING (W), Okajima (8), Gagne (9) and Varitek  
 WEAVER (L), Shields (6), Speier (8), Oliver (8), Moseley (9) and Napoli  
 HR—Ortiz (2), Ramirez (2)  
 T—3:29; A—45,262

## 2007 ALDS Statistics

Batter	AVG	G	AB	R	H	2B	3B	HR	RBI	GW	SH	SF	HB	BB	SO	SB	CS	E
Cash	.000	0	0	0	0	0	0	0	0	0	0	0	0	0	0	0	0	0
Cora	.000	0	0	0	0	0	0	0	0	0	0	0	0	0	0	0	0	0
Crisp	.200	3	10	0	2	0	0	0	2	0	0	0	0	1	3	1	0	0
Drew	.182	3	11	1	2	0	0	0	3	0	0	0	0	0	1	0	0	0
Ellsbury	.000	2	1	1	0	0	0	0	0	0	0	0	0	0	0	0	0	0
Hinske	.000	1	1	0	0	0	0	0	0	0	0	0	0	0	1	0	0	0
Kielty	.000	0	0	0	0	0	0	0	0	0	0	0	0	0	0	0	0	0
Lowell	.333	3	9	1	3	2	0	0	3	0	0	1	0	1	0	0	0	1
Lugo	.300	3	10	2	3	0	0	0	0	0	0	0	0	1	4	1	1	0
Mirabelli	.000	0	0	0	0	0	0	0	0	0	0	0	0	0	0	0	0	0
Ortiz	.714	3	7	5	5	0	0	2	3	1	0	0	0	6	1	0	0	0
Pedroia	.154	3	13	2	2	2	0	0	1	0	0	0	0	1	2	0	0	0
Ramirez	.375	3	8	3	3	0	0	2	4	1	0	0	0	5	2	0	0	0
Varitek	.182	3	11	1	2	1	0	0	1	0	0	0	0	0	4	0	0	0
Youkilis	.250	3	12	3	3	1	0	1	2	1	0	1	0	1	4	0	0	0
<b>Red Sox</b>	<b>.269</b>	<b>3</b>	<b>93</b>	<b>19</b>	<b>25</b>	<b>6</b>	<b>0</b>	<b>5</b>	<b>19</b>	<b>3</b>	<b>0</b>	<b>2</b>	<b>0</b>	<b>16</b>	<b>22</b>	<b>2</b>	<b>1</b>	<b>1</b>
<b>Angels</b>	<b>.192</b>	<b>3</b>	<b>99</b>	<b>4</b>	<b>19</b>	<b>6</b>	<b>0</b>	<b>0</b>	<b>4</b>	<b>0</b>	<b>0</b>	<b>1</b>	<b>1</b>	<b>7</b>	<b>20</b>	<b>5</b>	<b>0</b>	<b>0</b>
Pitcher	W	L	ERA	G	GS	CG	SHO	SV	IP	H	R	ER	HR	HB	BB	SO	WP	
Beckett	1	0	0.00	1	1	1	1	0	9.0	4	0	0	0	0	0	8	1	
Delcarmen	0	0	0.00	1	0	0	0	0	1.1	0	0	0	0	0	1	0	0	
Gagne	0	0	9.00	1	0	0	0	0	1.0	1	1	1	0	0	0	1	1	
Lester	0	0	—	0	0	0	0	0	0.0	0	0	0	0	0	0	0	0	
Lopez	0	0	0.00	1	0	0	0	0	0.1	0	0	0	0	0	0	0	0	
Matsuzaka	0	0	5.79	1	1	0	0	0	4.2	7	3	3	0	0	3	3	1	
Okajima	0	0	0.00	2	0	0	0	0	2.1	1	0	0	0	0	1	2	0	
Papelbon	1	0	0.00	1	0	0	0	0	1.1	0	0	0	0	0	2	1	0	
Schilling	1	0	0.00	1	1	0	0	0	7.0	6	0	0	0	0	1	4	0	
Timlin	0	0	—	0	0	0	0	0	0.0	0	0	0	0	0	0	0	0	
<b>Red Sox</b>	<b>3</b>	<b>0</b>	<b>1.33</b>	<b>3</b>	<b>3</b>	<b>1</b>	<b>1</b>	<b>0</b>	<b>27.0</b>	<b>19</b>	<b>4</b>	<b>4</b>	<b>0</b>	<b>1</b>	<b>7</b>	<b>20</b>	<b>3</b>	
<b>Angels</b>	<b>0</b>	<b>3</b>	<b>6.66</b>	<b>3</b>	<b>3</b>	<b>0</b>	<b>0</b>	<b>0</b>	<b>25.2</b>	<b>25</b>	<b>19</b>	<b>19</b>	<b>5</b>	<b>0</b>	<b>16</b>	<b>22</b>	<b>1</b>	

Red Sox in the  
Postseason

# Red Sox in the Postseason, Continued

## 2007 American League Championship Series

(Red Sox 4, Indians 3)

### Game 1

at **BOSTON (Night)** | Friday, October 12

	C	R	H	E
Cleveland	1 0 0	0 0 1	0 1 0	3 8 0
Boston	1 0 4	0 3 2	0 0 x	10 12 0

SABATHIA (L), Lewis (5), Fultz (6), Mastny (6), Borowski (8) and Martinez  
 BECKETT (W), Timlin (7), Lopez (8), Gagne (9) and Varitek  
 HR—Halfer (1)  
 T—3:35; A—36,986

### Game 2

at **BOSTON (Night)** | Saturday, October 13

	C	R	H	E
Cleveland	1 0 0	3 1 1	0 0 0	7 13 17 0
Boston	0 0 3	0 3 0	0 0 0	6 10 0

Carmona, Perez (5), Lewis (5), Betancourt (7), MASTNY (10-W), Borowski (11) and Martinez  
 SCHILLING (L), Delcarmen (5), Okajima (6), Timlin (8), Papelbon (9), GAGNE (11-L), Lopez, Lester and Varitek  
 HR—Peralta (1), Sizemore (1), Ramirez (1), Lowell (1), Gutierrez (1)  
 T—5:14; A—37,051

### Game 3

at **CLEVELAND (Night)** | Monday, October 15

	C	R	H	E
Boston	0 0 0	0 0 0	2 0 0	2 7 0
Cleveland	0 2 0	0 2 0	0 0 x	4 6 1

MATSUZAKA (L), Timlin (5), Okajima (7), Delcarmen (8) and Varitek  
 WESTBROOK (W), Lewis (7), Betancourt (8), Borowski (9-SV) and Martinez  
 HR—Lofton (1), Varitek (1)  
 T—3:28; A—44,402

### Game 4

at **CLEVELAND (Night)** | Tuesday, October 16

	B	R	H	E
Boston	0 0 0	0 0 3	0 0 0	3 8 1
Cleveland	0 0 0	0 7 0	0 0 x	7 9 0

WAKEFIELD (L), Delcarmen (5), Lester (6) and Mirabelli, Varitek (6)  
 BYRD (W), Lewis (6), Betancourt (8) and Shoppach  
 HR—Blake (1), Peralta (2), Youkilis (1), Ortiz (1), Ramirez (2)  
 T—3:12; A—44,008

### Game 5

at **CLEVELAND (Night)** | Thursday, October 18

	B	R	H	E
Boston	1 0 1	0 0 0	2 3 0	7 12 1
Cleveland	1 0 0	0 0 0	0 0 0	1 6 1

BECKETT (W), Papelbon (9) and Varitek  
 SABATHIA (L), Betancourt (7), Perez (8), Mastny (8) and Martinez  
 HR—Youkilis (2)  
 T—3:46; A—44,588

### Game 6

at **BOSTON (Night)** | Saturday, October 20

	C	R	H	E
Cleveland	0 1 0	0 0 0	1 0 0	2 6 1
Boston	4 0 6	0 0 0	0 2 x	12 13 0

CARMONA (L), Perez (3), Laffey (3), Borowski (8) and Martinez  
 SCHILLING (W), Lopez (8), Gagne (9) and Varitek  
 HR—Drew (1)  
 T—3:09; A—37,163

### Game 7

at **BOSTON (Night)** | Sunday, October 21

	C	R	H	E
Cleveland	0 0 0	1 1 0	0 0 0	2 10 1
Boston	1 1 1	0 0 0	2 6 x	11 15 1

WESTBROOK (L), Betancourt (7), Lewis (8) and Martinez  
 MATSUZAKA (W), Okajima (6), Papelbon (8) and Varitek  
 HR—Pedroia (1), Youkilis (3)  
 T—3:33; A—37,165

## 2007 ALCS Statistics

Batter	AVG	G	AB	R	H	2B	3B	HR	RBI	GW	SH	SF	HB	BB	SO	SB	CS	E
Cash	—	0	0	0	0	0	0	0	0	0	0	0	0	0	0	0	0	0
Cora	—	2	0	0	0	0	0	0	0	0	0	0	0	0	0	0	0	0
Crisp	.143	7	21	2	3	1	0	0	0	0	0	0	0	6	1	0	0	0
Drew	.360	7	25	5	9	1	0	1	6	1	0	0	0	1	0	0	0	0
Ellsbury	.250	5	8	3	2	0	0	0	1	0	0	0	0	1	1	1	0	0
Hinske	—	1	0	1	0	0	0	0	0	0	0	0	0	0	0	0	0	0
Kielty	.400	2	5	1	2	0	0	0	2	0	0	0	0	1	2	0	0	0
Lowell	.333	7	27	3	9	2	0	1	8	0	0	2	1	2	3	0	0	0
Lugo	.200	7	25	3	5	2	0	0	2	0	1	0	0	1	5	0	0	1
Mirabelli	.000	1	2	0	0	0	0	0	0	0	0	0	0	0	1	0	0	0
Ortiz	.292	7	24	7	7	3	0	1	3	0	0	2	1	6	5	0	0	0
Pedroia	.345	7	29	8	10	3	0	1	5	0	1	0	0	3	5	0	0	0
Ramirez	.409	7	22	5	9	1	0	2	10	3	0	1	0	9	5	0	0	0
Varitek	.269	7	26	3	7	3	0	1	4	0	0	0	1	2	5	0	0	0
Youkilis	.500	7	28	10	14	1	1	3	7	0	0	0	0	5	3	0	0	1
<b>Red Sox</b>	<b>.318</b>	<b>7</b>	<b>242</b>	<b>51</b>	<b>77</b>	<b>17</b>	<b>1</b>	<b>10</b>	<b>48</b>	<b>4</b>	<b>2</b>	<b>5</b>	<b>3</b>	<b>31</b>	<b>43</b>	<b>2</b>	<b>14</b>	<b>3</b>
<b>Indians</b>	<b>.254</b>	<b>7</b>	<b>244</b>	<b>32</b>	<b>62</b>	<b>12</b>	<b>1</b>	<b>8</b>	<b>30</b>	<b>3</b>	<b>0</b>	<b>3</b>	<b>2</b>	<b>16</b>	<b>63</b>	<b>3</b>	<b>0</b>	<b>4</b>
Pitcher	W	L	ERA	G	GS	CG	SHO	SV	IP	H	R	ER	HR	HB	BB	SO	WP	
Beckett	2	0	1.93	2	2	0	0	0	14.0	9	3	3	1	1	1	18	1	
Delcarmen	0	0	16.20	3	0	0	0	0	1.2	4	3	3	1	0	2	3	0	
Gagne	0	1	7.71	3	0	0	0	0	2.1	3	2	2	0	0	2	4	0	
Lester	0	0	4.91	2	0	0	0	0	3.2	3	2	2	1	0	1	5	0	
Lopez	0	0	18.00	3	0	0	0	0	2.0	3	4	4	0	0	2	0	1	
Matsuzaka	1	1	5.59	2	2	0	0	0	9.2	12	6	6	1	0	2	9	2	
Okajima	0	0	0.00	3	0	0	0	0	5.0	4	0	0	0	0	2	3	0	
Papelbon	0	0	0.00	3	0	0	0	1	5.0	3	0	0	0	0	2	3	0	
Schilling	1	0	5.40	2	2	0	0	0	11.2	15	7	7	3	0	8	0	0	
Timlin	0	0	0.00	3	0	0	0	0	3.1	1	0	0	0	0	3	0	0	
Wakefield	0	1	9.64	1	1	0	0	0	4.2	5	5	5	1	1	2	7	0	
<b>Red Sox</b>	<b>4</b>	<b>3</b>	<b>4.57</b>	<b>7</b>	<b>7</b>	<b>0</b>	<b>0</b>	<b>1</b>	<b>63.0</b>	<b>62</b>	<b>32</b>	<b>32</b>	<b>8</b>	<b>2</b>	<b>16</b>	<b>63</b>	<b>4</b>	
<b>Indians</b>	<b>3</b>	<b>4</b>	<b>6.82</b>	<b>7</b>	<b>7</b>	<b>0</b>	<b>0</b>	<b>1</b>	<b>62.0</b>	<b>77</b>	<b>51</b>	<b>47</b>	<b>10</b>	<b>3</b>	<b>31</b>	<b>43</b>	<b>1</b>	

Red Sox in the Postseason

# Red Sox in the Postseason, Continued

## 2007 World Series

(Red Sox 4, Rockies 0)

### Game 1

at BOSTON (Night) | Wednesday, October 24

	R	H	E
Colorado	0	1	0
Boston	3	1	0

FRANCIS (L), Morales (5), Speier (5), Herges (5), Affeldt (7), Hawkins (8) and Torrealba  
 BECKETT (W), Timlin (8), Gagne (9) and Varitek  
 HR—Pedroia (1)  
 T—3:30; A—36,733

### Game 2

at BOSTON (Night) | Thursday, October 25

	R	H	E
Colorado	1	0	0
Boston	0	0	0

JIMENEZ (L), Affeldt (5), Herges (5), Fuentes (6), Corps (8) and Torrealba  
 SCHILLING (W), Okajima (6), Papelbon (8-SV) and Varitek  
 HR—None  
 T—3:39; A—36,730

### Game 3

at COLORADO (Night) | Saturday, October 27

	R	H	E
Boston	0	0	6
Colorado	0	0	0

MATSUZAKA (W), Lopez (6), Timlin (6), Okajima (7), Delcarmen (8), Papelbon (8-SV) and Varitek  
 FOGG (L), Morales (3), Affeldt (6), Herges (7), Fuentes (8), Hawkins (9) and Torrealba  
 HR—Pedroia (1)  
 T—4:19; A—49,983

### Game 4

at COLORADO (Night) | Sunday, October 28

	R	H	E
Boston	1	0	0
Colorado	0	0	0

LESTER (W), Delcarmen (6), Timlin (7), Okajima (8), Papelbon (8-SV) and Varitek  
 COOK (L), Affeldt (7), Fuentes (8), Corps (8) and Torrealba  
 HR—Lowell (1), Kietly (1), Hawpe (1), Atkins (1)  
 T—3:35; A—50,041

## 2007 World Series Statistics

Batter	AVG	G	AB	R	H	2B	3B	HR	RBI	GW	SH	SF	HB	BB	SO	SB	CS	E
Cash	.000	0	0	0	0	0	0	0	0	0	0	0	0	0	0	0	0	0
Cora	.000	2	0	0	0	0	0	0	0	0	1	0	0	0	0	0	0	0
Crisp	.500	3	2	1	1	0	0	0	0	0	0	0	0	0	0	0	0	0
Drew	.333	4	15	1	5	2	0	0	2	0	0	0	1	1	3	0	0	1
Ellsbury	.438	4	16	4	7	4	0	0	3	0	0	0	0	2	2	1	0	0
Hinske	.000	1	1	0	0	0	0	0	0	0	0	0	0	0	1	0	0	0
Kietly	1.000	1	1	1	1	0	0	1	1	0	0	0	0	0	0	0	0	0
Lowell	.400	4	15	6	6	3	0	1	4	1	0	0	0	3	1	1	0	1
Lugo	.385	4	13	2	5	1	0	0	1	0	1	0	0	3	0	0	0	0
Mirabelli	.000	0	0	0	0	0	0	0	0	0	0	0	0	0	0	0	0	0
Ortiz	.333	4	15	4	5	3	0	0	4	2	0	0	0	2	3	0	0	0
Pedroia	.278	4	18	2	5	1	0	1	4	1	0	0	0	2	0	0	0	0
Ramirez	.250	4	16	3	4	1	0	0	2	0	0	0	0	2	2	0	0	0
Varitek	.333	4	15	2	5	1	0	0	5	0	2	0	1	5	0	0	0	0
Youkilis	.222	4	9	3	2	2	0	0	1	0	0	0	0	3	1	0	0	0
Lester	.000	1	2	0	0	0	0	0	0	0	0	0	0	1	0	0	0	0
Matsuzaka	.333	1	3	0	1	0	0	0	2	0	0	0	0	0	1	0	0	0
<b>Red Sox</b>	<b>.333</b>	<b>4</b>	<b>141</b>	<b>29</b>	<b>47</b>	<b>18</b>	<b>0</b>	<b>3</b>	<b>29</b>	<b>4</b>	<b>2</b>	<b>2</b>	<b>1</b>	<b>19</b>	<b>20</b>	<b>2</b>	<b>0</b>	<b>2</b>
<b>Rockies</b>	<b>.218</b>	<b>4</b>	<b>133</b>	<b>10</b>	<b>29</b>	<b>6</b>	<b>1</b>	<b>3</b>	<b>10</b>	<b>0</b>	<b>1</b>	<b>0</b>	<b>2</b>	<b>10</b>	<b>36</b>	<b>1</b>	<b>0</b>	<b>0</b>
Pitcher	W	L	ERA	G	GS	CG	SHO	SV	IP	H	R	ER	HR	HB	BB	SO	WP	
Beckett	1	0	1.29	1	1	0	0	0	7.0	6	1	1	0	0	1	9	0	
Delcarmen	0	0	6.75	2	0	0	0	0	1.1	3	1	1	1	0	1	1	0	
Gagne	0	0	0.00	1	0	0	0	0	1.0	0	0	0	0	0	0	1	0	
Lester	1	0	0.00	1	1	0	0	0	5.2	3	0	0	0	0	3	3	0	
Lopez	0	0	—	1	0	0	0	0	0.0	2	0	0	0	0	0	0	0	
Matsuzaka	1	0	3.38	1	1	0	0	0	5.1	3	2	2	0	1	3	5	0	
Okajima	0	0	7.36	3	0	0	0	0	3.2	4	3	3	2	0	0	6	0	
Papelbon	0	0	0.00	3	0	0	0	3	4.1	2	0	0	0	0	0	3	0	
Schilling	1	0	1.69	1	1	0	0	0	5.1	4	1	1	0	1	2	4	0	
Snyder	0	0	—	0	0	0	0	0	0.0	0	0	0	0	0	0	0	0	
Timlin	0	0	7.71	3	0	0	0	0	2.1	2	2	2	0	0	0	4	0	
<b>Red Sox</b>	<b>4</b>	<b>0</b>	<b>2.50</b>	<b>4</b>	<b>4</b>	<b>0</b>	<b>0</b>	<b>3</b>	<b>36.0</b>	<b>29</b>	<b>10</b>	<b>10</b>	<b>3</b>	<b>2</b>	<b>10</b>	<b>36</b>	<b>0</b>	
<b>Rockies</b>	<b>0</b>	<b>4</b>	<b>7.68</b>	<b>4</b>	<b>4</b>	<b>0</b>	<b>0</b>	<b>0</b>	<b>34.0</b>	<b>47</b>	<b>29</b>	<b>29</b>	<b>3</b>	<b>1</b>	<b>19</b>	<b>20</b>	<b>0</b>	

Red Sox in the Postseason

# Red Sox in the Postseason, Continued

## 2005 American League Division Series

(White Sox 3, Red Sox 0)

### Game 1

at CHICAGO (Day) | Tuesday, October 4

Boston	0	0	0	2	0	0	0	0	0	0	R	H	E
Chicago	5	0	1	2	0	4	0	2	x		14	10	1

CLEMENT (L), Bradford (4), Gonzalez (5), Arroyo (8) and Varitek  
 CONTRERAS (W), Cotts (8), Politte (9) and Pierzynski  
 HR—Pierzynski 2 (2), Konerko (1), Uribe (1), Podsednik (1)  
 T—2:56; A—40,717

### Game 2

at CHICAGO (Night) | Wednesday, October 5

Boston	2	0	2	0	0	0	0	0	0	0	R	H	E
Chicago	0	0	0	0	5	0	0	0	x		5	9	0

WELLS (L), Papelbon (7) and Varitek  
 BUEHRLE (W), Jenks (8-SV) and Pierzynski  
 HR—Iguchi (1)  
 T—2:29; A—40,799

### Game 3

at BOSTON (Day) | Friday, October 7

Chicago	0	0	2	0	0	2	0	0	1		R	H	E
Boston	0	0	0	2	0	1	0	0	0		3	7	1

GARCIA (W), Marte (6), Hernandez (6), Jenks (9-SV), Foulke (8),  
 WAKEFIELD (L), Bradford (6), Myers (6), Papelbon (6), Timlin (9)  
 and Mirabelli, Varitek (7)  
 HR—Ortiz (1), Ramirez 2 (2), Konerko (2)  
 T—3:28; A—35,496

## 2005 ALDS Statistics

Batter	AVG	G	AB	R	H	2B	3B	HR	RBI	GW	SH	SF	HB	BB	SO	SB	CS	E
Damon	.231	3	13	2	3	1	0	0	0	0	0	0	0	1	4	0	0	0
Graffanino	.250	3	12	0	3	2	0	0	0	0	0	0	0	0	0	0	0	1
Millar	.333	2	3	0	1	1	0	0	0	0	0	0	0	0	1	0	0	0
Mirabelli	.000	1	2	0	0	0	0	0	0	0	0	0	0	0	0	0	0	0
Mueller	.000	3	11	0	0	0	0	0	0	0	0	0	0	1	2	0	0	0
Nixon	.273	3	11	1	3	0	0	0	1	0	0	0	0	1	1	0	0	0
Olerud	.286	3	7	0	2	1	0	0	0	0	0	0	0	2	0	0	0	0
Ortiz	.333	3	12	2	4	2	0	1	1	1	0	0	0	0	3	0	0	0
Ramirez	.300	3	10	2	3	0	0	2	4	0	0	0	0	2	0	0	0	0
Renteria	.231	3	13	1	3	2	0	0	0	0	0	0	0	1	1	0	0	0
Varitek	.300	3	10	1	3	0	0	0	1	0	0	0	0	0	2	0	0	0
<b>Red Sox</b>	<b>.240</b>	<b>3</b>	<b>104</b>	<b>9</b>	<b>25</b>	<b>9</b>	<b>0</b>	<b>3</b>	<b>8</b>	<b>0</b>	<b>0</b>	<b>0</b>	<b>0</b>	<b>8</b>	<b>14</b>	<b>0</b>	<b>0</b>	<b>2</b>
<b>White Sox</b>	<b>.289</b>	<b>3</b>	<b>97</b>	<b>24</b>	<b>28</b>	<b>6</b>	<b>0</b>	<b>7</b>	<b>24</b>	<b>3</b>	<b>3</b>	<b>0</b>	<b>5</b>	<b>5</b>	<b>11</b>	<b>3</b>	<b>2</b>	<b>1</b>
Pitcher	W	L	ERA	G	GS	CG	SHO	SV	IP	H	R	ER	HR	HB	BB	SO	WP	
Arroyo	0	0	18.00	1	0	0	0	0	1.0	2	2	2	1	0	2	1	0	
Bradford	0	0	0.00	2	0	0	0	0	1.1	1	0	0	0	0	0	1	0	
Clement	0	1	21.60	1	1	0	0	0	3.1	7	8	8	3	2	0	0	0	
Gonzalez	0	0	15.43	1	0	0	0	0	2.1	2	4	4	1	1	1	0	0	
Myers	0	0	—	1	0	0	0	0	0.0	0	0	0	0	0	1	0	0	
Papelbon	0	0	0.00	2	0	0	0	0	4.0	2	0	0	0	0	0	2	0	
Timlin	0	0	9.00	1	0	0	0	0	1.0	1	1	1	0	0	0	1	0	
Wakefield	0	1	6.75	1	1	0	0	0	5.1	6	4	4	1	2	1	1	0	
Wells	0	1	2.70	1	1	0	0	0	6.2	7	5	2	1	0	0	2	0	
<b>Red Sox</b>	<b>0</b>	<b>3</b>	<b>7.56</b>	<b>3</b>	<b>3</b>	<b>0</b>	<b>0</b>	<b>0</b>	<b>25.0</b>	<b>28</b>	<b>24</b>	<b>21</b>	<b>7</b>	<b>5</b>	<b>5</b>	<b>11</b>	<b>0</b>	
<b>White Sox</b>	<b>3</b>	<b>0</b>	<b>3.00</b>	<b>3</b>	<b>3</b>	<b>0</b>	<b>0</b>	<b>0</b>	<b>27.0</b>	<b>25</b>	<b>9</b>	<b>9</b>	<b>3</b>	<b>0</b>	<b>8</b>	<b>14</b>	<b>1</b>	

Red Sox in the Postseason

# Red Sox in the Postseason, Continued

## 2004 American League Division Series

(Red Sox 3, Angels 0)

### Game 1

at ANAHEIM (Day) | Tuesday, October 5

	R	H	E
Boston	1	0	0
Anaheim	0	0	0

SCILLING (W), Embree (7), Timlin (8) and Varitek  
 WASHBURN (L), Shields (4), Gregg (6), Ortiz (8) and B. Molina  
 HR—Millar (1), Ramirez (1), Glaus (1)  
 T—3:04; A—44,608

### Game 2

at ANAHEIM (Night) | Wednesday, October 6

	R	H	E
Boston	0	1	0
Anaheim	0	1	0

MARTINEZ (W), Timlin (8), Myers (8), Foulke (8-SV) and Varitek  
 Colon, RODRIGUEZ (7-L), Donnelly (9) and J. Molina, B. Molina (8)  
 HR—Varitek (1)  
 T—3:48; A—45,118

### Game 3

at BOSTON (Day) | Friday, October 8

	R	H	E
Anaheim	0	0	0
Boston	0	0	0

Escobar, Shields (4), Donnelly (5), RODRIGUEZ (8-L), Washburn (10)  
 and B. Molina, J. Molina (7)  
 Arroyo, Myers (7), Timlin (7), Embree (7), Foulke (8), LOWE (10-W) and Varitek  
 HR—Glaus (2), Guerrero (1), Ortiz (1)  
 T—4:11; A—35,547

## 2004 ALDS Statistics

Batter	AVG	G	AB	R	H	2B	3B	HR	RBI	GW	SH	SF	HB	BB	SO	SB	CS	E
Bellhorn	.091	3	11	2	1	0	0	0	0	0	0	0	0	5	4	0	0	0
Cabrera	.154	3	13	1	2	1	0	0	3	0	0	0	0	2	2	0	0	0
Damon	.467	3	15	4	7	1	0	0	0	0	0	0	0	1	2	3	0	0
Kapler	.200	2	5	2	1	0	0	0	0	0	0	0	0	0	0	0	0	0
Mientkiewicz	.500	3	4	0	2	0	0	0	1	0	0	0	0	0	0	0	0	0
Millar	.300	3	10	2	3	0	0	1	4	0	0	0	0	1	1	0	0	0
Mirabelli	—	0	0	0	0	0	0	0	0	0	0	0	0	0	0	0	0	0
Mueller	.333	3	12	3	4	0	0	0	0	0	0	0	0	1	1	0	0	0
Nixon	.250	2	8	0	2	0	0	0	2	0	0	0	0	2	1	0	0	0
Ortiz	.545	3	11	4	6	2	0	1	4	1	0	0	0	5	2	0	0	0
Ramirez	.385	3	13	3	5	2	0	1	7	2	0	2	0	1	4	0	0	0
Reese	.000	3	0	1	0	0	0	0	0	0	0	0	0	0	0	0	0	0
Roberts	.000	1	0	0	0	0	0	0	0	0	0	0	0	0	0	0	0	0
Varitek	.167	3	12	3	2	0	0	1	2	0	0	0	1	2	5	0	0	0
Youkilis	.000	1	2	0	0	0	0	0	0	0	0	0	0	0	1	0	0	0
<b>Red Sox</b>	<b>.302</b>	<b>3</b>	<b>116</b>	<b>25</b>	<b>35</b>	<b>6</b>	<b>0</b>	<b>4</b>	<b>23</b>	<b>3</b>	<b>0</b>	<b>2</b>	<b>1</b>	<b>20</b>	<b>23</b>	<b>3</b>	<b>0</b>	<b>1</b>
<b>Angels</b>	<b>.226</b>	<b>3</b>	<b>106</b>	<b>12</b>	<b>24</b>	<b>3</b>	<b>0</b>	<b>4</b>	<b>12</b>	<b>0</b>	<b>1</b>	<b>0</b>	<b>2</b>	<b>11</b>	<b>28</b>	<b>1</b>	<b>1</b>	<b>3</b>
Pitcher	W	L	ERA	G	GS	CG	SHO	SV	IP	H	R	ER	HR	HB	BB	SO	WP	
Arroyo	0	0	3.00	1	1	0	0	0	6.0	3	2	2	1	1	2	7	0	
Embree	0	0	0.00	2	0	0	0	0	1.0	0	0	0	0	0	1	0	0	
Foulke	0	0	0.00	2	0	0	0	1	3.0	2	0	0	0	0	1	5	0	
Leskanic	0	0	—	0	0	0	0	0	0.0	0	0	0	0	0	0	0	0	
Lowe	1	0	0.00	1	0	0	0	0	1.0	1	0	0	0	0	1	0	0	
Martinez	1	0	3.86	1	1	0	0	0	7.0	6	3	3	0	1	2	6	0	
Myers	0	0	27.00	2	0	0	0	0	0.1	0	1	1	0	0	1	1	0	
Schilling	1	0	2.70	1	1	0	0	0	6.2	9	3	2	2	0	2	4	0	
Timlin	0	0	9.00	3	0	0	0	0	3.0	3	3	3	1	0	1	5	0	
Wakefield	0	0	—	0	0	0	0	0	0.0	0	0	0	0	0	0	0	0	
<b>Red Sox</b>	<b>3</b>	<b>0</b>	<b>3.54</b>	<b>3</b>	<b>3</b>	<b>0</b>	<b>0</b>	<b>1</b>	<b>28.0</b>	<b>24</b>	<b>12</b>	<b>11</b>	<b>4</b>	<b>2</b>	<b>11</b>	<b>28</b>	<b>0</b>	
<b>Angels</b>	<b>0</b>	<b>3</b>	<b>5.86</b>	<b>3</b>	<b>3</b>	<b>0</b>	<b>0</b>	<b>0</b>	<b>27.2</b>	<b>35</b>	<b>25</b>	<b>18</b>	<b>4</b>	<b>1</b>	<b>20</b>	<b>23</b>	<b>4</b>	

Red Sox in the Postseason

# Red Sox in the Postseason, Continued

## 2004 American League Championship Series

(Red Sox 4, Yankees 3)

### Game 1

at **NEW YORK (Night)** | Tuesday, October 12

	R	H	E
Boston	0	0	0
New York	2	0	4

SCILLING (L), Leskanic (4), Mendoza (5), Wakefield (6), Embree (7), Timlin (8), Foulke (8) and Varitek  
 MUSSINA (W), Sturtz (7), Gordon (8), Rivera (8-SV) and Posada  
 HR—Lofton (1), Varitek (1)  
 T—3:20; A—56,135

### Game 2

at **NEW YORK (Night)** | Wednesday, October 13

	R	H	E
Boston	0	0	0
New York	1	0	0

MARTINEZ (L), Timlin (7), Embree (7), Foulke (8) and Varitek  
 LIEBER (W), Gordon (8), Rivera (8-SV) and Posada  
 HR—Olerud (1)  
 T—3:15; A—56,136

### Game 3

at **BOSTON (Night)** | Saturday, October 16

	R	H	E
New York	3	0	3
Boston	0	4	2

Brown, VAZQUEZ (3-W), Quantrill (7), Gordon (9) and Posada  
 Arroyo, MENDOZA (3-L), Leskanic (4), Wakefield (4), Embree (7), Myers (8) and Varitek, Mirabelli (8)  
 HR—Matsui 2 (2), Nixon (1), Rodriguez (1), Sheffield (1), Varitek (2)  
 T—4:20; A—35,126

### Game 4

at **BOSTON (Night)** | Sunday, October 17

	R	H	E
New York	0	0	2
Boston	0	0	0

Hernandez, Sturtz (6), Rivera (8), Gordon (10), QUANTRILL (12-L) and Posada  
 Lowe, Timlin (6), Foulke (7), Embree (10), Myers (11), LESKANIC (11-W) and Varitek  
 HR—Rodriguez (2), Ortiz (1)  
 T—5:02; A—34,826

### Game 5

at **BOSTON (Night)** | Monday, October 18

	R	H	E
New York	0	1	0
Boston	2	0	0

Mussina, Sturtz (7), Gordon (7), Rivera (8), Heredia (10), Quantrill (10), LOAIZA (11-L) and Posada  
 Martinez, Timlin (7), Foulke (8), Arroyo (10), Myers (11), Embree (11), WAKEFIELD (12-W) and Varitek  
 HR—Williams (1), Ortiz (2)  
 T—5:49; A—35,120

### Game 6

at **NEW YORK (Night)** | Tuesday, October 19

	R	H	E
Boston	0	0	0
New York	0	0	0

SCILLING (W), Arroyo (8), Foulke (9-SV) and Varitek  
 LIEBER (L), Heredia (8), Quantrill (8), Sturtz (9) and Posada  
 HR—Bellhorn (1), Williams (2)  
 T—3:50; A—56,128

### Game 7

at **NEW YORK (Night)** | Wednesday, October 20

	R	H	E
Boston	2	4	0
New York	0	0	1

LOWE (W), Martinez (7), Timlin (8), Embree (9) and Varitek  
 BROWN (L), Vazquez (2), Loaiza (4), Heredia (7), Gordon (8), Rivera (9) and Posada  
 HR—Ortiz (3), Damon 2 (2), Bellhorn (2)  
 T—3:31; A—56,129

## 2004 ALCS Statistics

Batter	AVG	G	AB	R	H	2B	3B	HR	RBI	GW	SH	SF	HB	BB	SO	SB	CS	E
Bellhorn	.192	7	26	3	5	2	0	2	4	1	0	0	0	5	11	0	0	0
Cabrera	.379	7	29	5	11	2	0	0	5	0	1	0	3	5	1	0	0	0
Damon	.171	7	35	5	6	0	0	2	7	1	0	0	2	8	2	1	0	0
Kapler	.333	2	3	0	1	0	0	0	0	0	0	0	0	0	0	0	0	0
Mientkiewicz	.500	4	4	0	2	1	0	0	0	0	1	0	0	0	1	0	0	0
Millar	.250	7	24	4	6	3	0	0	2	0	0	0	5	4	0	0	0	0
Mirabelli	.000	1	1	0	0	0	0	0	0	0	0	0	0	0	0	0	0	0
Mueller	.267	7	30	4	8	1	0	0	1	0	0	0	1	2	1	0	0	0
Nixon	.207	7	29	4	6	1	0	1	3	0	0	0	0	5	0	0	0	0
Ortiz	.387	7	31	6	12	0	1	3	11	2	0	0	0	4	7	0	1	0
Ramirez	.300	7	30	3	9	1	0	0	0	0	0	0	5	4	0	0	1	0
Reese	.000	3	1	0	0	0	0	0	0	0	0	0	0	1	0	0	0	0
Roberts	.000	2	0	2	0	0	0	0	0	0	0	0	0	0	1	0	0	0
Varitek	.321	7	28	5	9	1	0	2	7	0	1	0	2	6	0	0	0	0
<b>Red Sox</b>	<b>.277</b>	<b>7</b>	<b>271</b>	<b>41</b>	<b>75</b>	<b>12</b>	<b>1</b>	<b>10</b>	<b>40</b>	<b>4</b>	<b>1</b>	<b>2</b>	<b>1</b>	<b>28</b>	<b>53</b>	<b>4</b>	<b>2</b>	<b>1</b>
<b>Yankees</b>	<b>.282</b>	<b>7</b>	<b>277</b>	<b>45</b>	<b>78</b>	<b>21</b>	<b>2</b>	<b>9</b>	<b>44</b>	<b>3</b>	<b>3</b>	<b>1</b>	<b>7</b>	<b>33</b>	<b>51</b>	<b>3</b>	<b>0</b>	<b>4</b>

## WHO SAID IT CAN'T BE DONE?

The 2004 Red Sox became the 1st team in baseball history and just the 3rd team in the history of Major League Baseball, the NBA, and the NHL, to overcome a 3-0 deficit to win a best-of-7 postseason series when they beat the Yankees in a 7-game ALCS...Both previous instances had come in hockey...Toronto rallied past Detroit in the 1942 Stanley Cup Finals, and the Islanders turned the trick against Pittsburgh in the 2nd round of the 1975 playoffs.

## Red Sox in the Postseason, Continued

### 2004 ALCS Statistics, (Cont.)

Pitcher	W	L	ERA	G	GS	CG	SHO	SV	IP	H	R	ER	HR	HB	BB	SO	WP
Arroyo	0	0	15.75	3	1	0	0	0	4.0	8	7	7	2	0	2	3	0
Embree	0	0	3.86	6	0	0	0	0	4.2	9	2	2	0	0	1	2	0
Foulke	0	0	0.00	5	0	0	0	1	6.0	1	0	0	0	1	6	6	0
Leskanic	1	0	10.13	3	0	0	0	0	2.2	3	3	3	1	0	3	2	0
Lowe	1	0	3.18	2	2	0	0	0	11.1	7	4	4	1	1	1	6	0
Martinez	0	1	6.23	3	2	0	0	0	13.0	14	9	9	2	3	9	14	0
Mendoza	0	1	4.50	2	0	0	0	0	2.0	2	1	1	0	2	0	1	0
Myers	0	0	7.71	3	0	0	0	0	2.1	5	2	2	1	0	1	4	0
Schilling	1	1	6.30	2	2	0	0	0	10.0	10	7	7	1	0	2	5	0
Timlin	0	0	4.76	5	0	0	0	0	5.2	10	3	3	0	0	5	2	1
Wakefield	1	0	8.59	3	0	0	0	0	7.1	9	7	7	1	0	3	6	0
<b>Red Sox</b>	<b>4</b>	<b>3</b>	<b>5.87</b>	<b>7</b>	<b>7</b>	<b>0</b>	<b>0</b>	<b>1</b>	<b>69.0</b>	<b>78</b>	<b>45</b>	<b>45</b>	<b>9</b>	<b>7</b>	<b>33</b>	<b>51</b>	<b>1</b>
<b>Yankees</b>	<b>3</b>	<b>4</b>	<b>5.17</b>	<b>7</b>	<b>7</b>	<b>0</b>	<b>0</b>	<b>2</b>	<b>69.2</b>	<b>75</b>	<b>41</b>	<b>40</b>	<b>10</b>	<b>1</b>	<b>28</b>	<b>53</b>	<b>3</b>

### RED SOX FACTS - WALKING AWAY A WINNER

The Red Sox have 12 walk-off wins overall in their postseason annals, including 8 in their last 7 appearances...Here's the complete list:

**Game 8, 1912 World Series** Larry Gardner's sac fly with 1 out in the bottom of the 10th scored Steve Yerkes and capped a 2-run rally that gave the Red Sox a 3-2 win over the New York Giants and the World Series championship in their 1st season at Fenway Park...The Sox won the Series 4 games to 3 with 1 tie.

**Game 3, 1915 World Series** Duffy Lewis delivered an RBI single with 1 out in the bottom of the 9th, bringing Harry Hooper home with the game-winner as the Red Sox edged the Phillies, 2-1, at Braves Field.

**Game 2, 1916 World Series** Pinch-hitter Del Gainer singled home Mike McNally with 1 out in the bottom of the 14th to give the Red Sox a 2-1 win over Brooklyn at Braves Field.

**Game 6, 1975 World Series** Carlton Fisk led off the bottom of the 12th with a homer off Cincinnati's Pat Darcy, giving Boston a 7-6 victory and forcing a decisive Game 7.

**Game 3, 2003 ALDS** A loss from elimination, the Red Sox lived to fight another day after pinch-hitter Trot Nixon drilled a 2-run homer off Rich Harden with 1 out in the bottom of the 11th.

**Game 3, 2004 ALDS** David Ortiz gave the Red Sox a 3-game sweep of the Angels with a 2-run homer into the Green Monster Seats with 2 outs in the bottom of the 10th, lifting the Sox into the ALCS with an 8-6 win.

**Game 4, 2004 ALCS** Down 3 games to none, the Red Sox stayed alive when David Ortiz crushed a 2-run blast to right field off the Yankees' Paul Quantrill.

**Game 5, 2004 ALCS** The Red Sox continued their quest toward the greatest comeback in baseball history when, for the 2nd night in a row, David Ortiz delivered the game-winning run in walk-off fashion...This time, facing Esteban Loaiza, Ortiz singled Johnny Damon home from 2nd with 2 outs in the bottom of the 14th for a 5-4 win.

**Game 2, 2007 ALDS** Manny Ramirez belted a 3-run, walk-off homer over the Green Monster and into the Boston night off Francisco Rodriguez in the bottom of the 9th inning to give the Red Sox a 6-3 win over the Angels.

**Game 4, 2008 ALDS** Jed Lowrie drove in Jason Bay with a 2-out, walk-off single in the bottom of the 9th inning, giving the Red Sox their 5th Division Series win in club history...It was the 23rd time in postseason history that a series was decided by a walk-off hit, the 4th time that a rookie had done so.

**Game 5, 2008 ALCS** J.D. Drew drove in Kevin Youkilis from 2nd base with a 9th-inning, walk-off single to cap a 7-run comeback...It was the largest postseason comeback since Game 4 of the 1929 World Series, the 2nd largest in playoff history, and the largest ever for a team facing elimination.

**Game 2, 2013 ALCS** After David Ortiz's 1st career postseason grand slam tied the game in the 8th, Jarrod Saltalamacchia drove in the game-winner with a walk-off single in the 9th, scoring Jonny Gomes for a 6-5 victory to tie the series with the Tigers 1-1. It was the 6th time in postseason history that a team came back to win after trailing by at least 4 runs in the 8th inning or later, 1st for the Red Sox, and the 2nd such postseason win to end in a walk-off.

# Red Sox in the Postseason, Continued

## 2004 World Series

(Red Sox 4, Cardinals 0)

### Game 1

at **BOSTON (Night)** | Saturday, October 23

	R	H	E
St. Louis	0	1	1
Boston	4	0	3

Williams, Haren (3), Calero (7), King (7), Eldred (7), TAVAREZ (8-L) and Matheny, Molina (8)  
 Wakefield, Arroyo (4), Timlin (7), Embree (8), FOULKE (8-BSV, W) and Mirabelli, Varitek (7)  
 HR—Ortiz (1), Bellhorn (1), Walker (1)  
 T—4:00; A—35,035

### Game 2

at **BOSTON (Night)** | Sunday, October 24

	R	H	E
St. Louis	0	0	0
Boston	2	0	0

MORRIS (L), Eldred (5), King (6), Marquis (7), Reyes (8) and Matheny  
 SCHILLING (W), Embree (7), Timlin (8), Foulke (8) and Varitek  
 HR—None  
 T—3:20; A—35,001

### Game 3

at **ST. LOUIS (Night)** | Tuesday, October 26

	R	H	E
Boston	1	0	0
St. Louis	0	0	0

MARTINEZ (W), Timlin (8), Foulke (9) and Varitek  
 SUPPAN (L), Reyes (5), Calero (6), King (7), Tavaraz (9)  
 and Matheny, Molina (9)  
 HR—Ramirez (1), Walker (2)  
 T—2:58; A—52,015

### Game 4

at **ST. LOUIS (Night)** | Wednesday, October 27

	R	H	E
Boston	1	0	2
St. Louis	0	0	0

LOWE (W), Arroyo (8), Embree (8), Foulke (9-SV) and Varitek  
 MARQUIS (L), Haren (7), Istringhausen (8) and Molina, Matheny (9)  
 HR—Damon (1)  
 T—3:14; A—52,037

## 2004 World Series Statistics

Batter	AVG	G	AB	R	H	2B	3B	HR	RBI	GW	SH	SF	HB	BB	SO	SB	CS	E
Bellhorn	.300	4	10	3	3	1	0	1	4	2	0	0	1	5	2	0	0	1
Cabrera	.235	4	17	3	4	1	0	0	3	0	0	0	1	3	1	0	0	0
Damon	.286	4	21	4	6	2	1	1	2	0	0	0	0	0	1	0	0	0
Kapler	.000	4	2	0	0	0	0	0	0	0	0	0	0	0	1	0	0	0
Lowe	.000	1	2	0	0	0	0	0	0	0	1	0	0	0	1	0	0	0
Martinez	.000	1	2	0	0	0	0	0	0	0	0	0	0	1	2	0	0	0
Mientkiewicz	.000	4	1	0	0	0	0	0	0	0	0	0	0	0	0	0	0	0
Millar	.125	4	8	2	1	1	0	0	0	0	0	0	1	2	2	0	0	1
Mirabelli	.333	1	3	1	1	0	0	0	0	0	0	0	0	0	1	0	0	0
Mueller	.429	4	14	3	6	2	0	0	2	0	0	0	0	4	0	0	0	3
Nixon	.357	4	14	1	5	3	0	0	3	1	0	0	0	1	1	0	0	0
Ortiz	.308	4	13	3	4	1	0	1	4	0	0	0	0	4	1	0	0	0
Ramirez	.412	4	17	2	7	0	0	1	4	1	0	0	0	3	3	0	0	2
Reese	.000	4	1	0	0	0	0	0	0	0	0	0	0	0	0	0	0	0
Roberts	—	0	0	0	0	0	0	0	0	0	0	0	0	0	0	0	0	0
Varitek	.154	4	13	2	2	0	1	0	2	0	0	0	1	1	4	0	0	0
Youkilis	—	0	0	0	0	0	0	0	0	0	0	0	0	0	0	0	0	0
<b>Red Sox</b>	<b>.283</b>	<b>4</b>	<b>138</b>	<b>24</b>	<b>39</b>	<b>11</b>	<b>2</b>	<b>4</b>	<b>24</b>	<b>4</b>	<b>1</b>	<b>0</b>	<b>4</b>	<b>24</b>	<b>20</b>	<b>0</b>	<b>0</b>	<b>8</b>
<b>Cardinals</b>	<b>.190</b>	<b>4</b>	<b>126</b>	<b>12</b>	<b>24</b>	<b>8</b>	<b>0</b>	<b>2</b>	<b>8</b>	<b>0</b>	<b>2</b>	<b>3</b>	<b>1</b>	<b>12</b>	<b>32</b>	<b>1</b>	<b>0</b>	<b>1</b>

Pitcher	W	L	ERA	G	GS	CG	SHO	SV	IP	H	R	ER	HR	HB	BB	SO	WP
Arroyo	0	0	6.75	2	0	0	0	0	2.2	4	2	2	0	0	1	4	0
Embree	0	0	0.00	3	0	0	0	0	1.2	1	1	0	0	0	0	4	0
Foulke	1	0	1.80	4	0	0	0	1	5.0	4	1	1	1	1	1	8	0
Leskanic	0	0	—	0	0	0	0	0	0.0	0	0	0	0	0	0	0	0
Lowe	1	0	0.00	1	1	0	0	0	7.0	3	0	0	0	0	1	4	1
Martinez	1	0	0.00	1	1	0	0	0	7.0	3	0	0	0	0	2	6	0
Myers	0	0	—	0	0	0	0	0	0.0	0	0	0	0	0	0	0	0
Schilling	1	0	0.00	1	1	0	0	0	6.0	4	1	0	0	0	1	4	0
Timlin	0	0	6.00	3	0	0	0	0	3.0	2	2	2	0	0	1	0	0
Wakefield	0	0	12.27	1	1	0	0	0	3.2	3	5	5	1	1	5	2	0
<b>Red Sox</b>	<b>4</b>	<b>0</b>	<b>2.50</b>	<b>4</b>	<b>4</b>	<b>0</b>	<b>1</b>	<b>1</b>	<b>36.0</b>	<b>24</b>	<b>12</b>	<b>10</b>	<b>2</b>	<b>1</b>	<b>12</b>	<b>32</b>	<b>1</b>
<b>Cardinals</b>	<b>0</b>	<b>4</b>	<b>6.09</b>	<b>4</b>	<b>4</b>	<b>0</b>	<b>0</b>	<b>0</b>	<b>34.0</b>	<b>39</b>	<b>24</b>	<b>23</b>	<b>4</b>	<b>4</b>	<b>24</b>	<b>20</b>	<b>0</b>

Red Sox in the Postseason



# Red Sox in the Postseason, Continued

## 2003 American League Division Series

(Red Sox 3, Athletics 2)

### Game 1

at OAKLAND (Night) | Wednesday, October 1

	R	H	E
Boston	1	0	0
Oakland	0	0	3

Martinez, Timlin (8), Kim (9), Embree (9), Williamson (10), LOWE (11-L) and Varitek  
 Hudson, Rincon (7), Bradford (8), Foulke (9), HARDEN (12-W) and R. Hernandez  
 HR—Walker 2 (2), Varitek (1)  
 T—4:37; A—50,606

### Game 2

at OAKLAND (Day) | Thursday, October 2

	R	H	E
Boston	0	0	1
Oakland	0	5	0

WAKEFIELD (L), Embree (7), Williamson (8) and Mirabelli  
 ZITO (W), Bradford (8), Foulke (9) and R. Hernandez  
 HR—None  
 T—2:37; A—36,305

### Game 3

at BOSTON (Night) | Saturday, October 4

	R	H	E
Oakland	0	0	0
Boston	0	1	0

Lowe, Timlin (8), WILLIAMSON (11-W) and Varitek, Mirabelli (10)  
 Lilly, Bradford (8), Rincon (9), Mecer (10), HARDEN (11-L) and R. Hernandez  
 HR—Nixon (1)  
 T—3:42; A—35,460

### Game 4

at BOSTON (Day) | Sunday, October 5

	R	H	E
Oakland	0	1	0
Boston	0	0	2

Hudson, Sparks (2), Rincon (6), FOLUKE (8-L) and Melhus  
 Burkett, Wakefield (6), WILLIAMSON (8-W) and Varitek  
 HR—Damon (1), Dye (1), Walker (3)  
 T—3:02; A—35,048

### Game 5

at OAKLAND (Night) | Monday, October 6

	R	H	E
Boston	0	0	0
Oakland	0	0	0

MARTINEZ (W), Embree (8), Timlin (8), Williamson (9), Lowe (9-SV) and Varitek  
 ZITO (L), Lilly (7), Bradford (9), Rincon (9) and R. Hernandez  
 HR—Varitek (2), M. Ramirez (1)  
 T—3:05; A—49,397

## 2003 ALDS Statistics

Batter	AVG	G	AB	R	H	2B	3B	HR	RBI	GW	SH	SF	HB	BB	SO	SB	CS	E
Brown	.000	4	2	0	0	0	0	0	0	0	0	0	0	1	0	0	0	0
Damon	.316	5	19	2	6	2	0	1	3	0	0	0	1	2	1	2	0	0
Garciaparra	.300	5	20	2	6	1	0	0	0	0	0	0	3	3	0	0	1	0
Jackson	.000	4	5	0	0	0	0	0	0	0	0	0	0	2	0	0	0	0
Kapler	.000	4	9	0	0	0	0	0	0	0	0	0	0	3	0	0	0	0
McCarty	—	1	0	0	0	0	0	0	0	0	0	0	0	0	0	0	0	0
Millar	.238	5	21	0	5	0	0	0	0	0	0	0	2	4	0	0	0	0
Mirabelli	.500	2	4	2	2	1	0	0	0	0	0	0	0	1	0	0	0	0
Mueller	.105	5	19	0	2	1	0	0	0	0	0	0	3	4	0	0	0	0
Nixon	.200	4	10	1	2	0	0	1	2	1	0	0	0	1	3	0	0	0
Ortiz	.095	5	21	0	2	1	0	0	2	1	0	0	0	2	7	0	0	0
Ramirez	.200	5	20	2	4	0	0	1	3	1	0	0	0	3	7	0	0	0
Varitek	.286	5	14	4	4	0	0	2	2	0	0	0	0	2	2	0	0	0
Walker	.500	5	16	4	5	0	0	3	4	0	0	0	1	0	1	0	0	2
<b>Red Sox</b>	<b>.211</b>	<b>5</b>	<b>180</b>	<b>17</b>	<b>38</b>	<b>6</b>	<b>0</b>	<b>8</b>	<b>16</b>	<b>3</b>	<b>0</b>	<b>0</b>	<b>2</b>	<b>18</b>	<b>39</b>	<b>3</b>	<b>0</b>	<b>5</b>
<b>Athletics</b>	<b>.213</b>	<b>5</b>	<b>178</b>	<b>18</b>	<b>38</b>	<b>8</b>	<b>1</b>	<b>1</b>	<b>15</b>	<b>2</b>	<b>1</b>	<b>0</b>	<b>4</b>	<b>21</b>	<b>37</b>	<b>3</b>	<b>0</b>	<b>5</b>

Pitcher	W	L	ERA	G	GS	CG	SHO	SV	IP	H	R	ER	HR	HB	BB	SO	WP
Burkett	0	0	6.75	1	1	0	0	0	0	5.1	9	4	4	1	0	2	1
Embree	0	0	0.00	3	0	0	0	0	2.0	1	0	0	0	0	0	0	
Kim	0	0	13.50	1	0	0	0	0	0.2	0	1	1	0	1	1	1	
Lowe	0	1	0.93	3	1	0	0	1	9.2	7	2	1	0	0	7	6	
Martinez, P.	1	0	3.86	2	2	0	0	0	14.0	13	6	6	0	1	5	9	
Timlin	0	0	0.00	3	0	0	0	0	4.1	0	0	0	0	0	0	5	
Wakefield	0	1	3.52	2	1	0	0	0	7.2	6	5	3	0	2	3	7	
Williamson	2	0	0.00	5	0	0	0	0	5.0	2	0	0	0	0	3	8	
<b>Red Sox</b>	<b>3</b>	<b>2</b>	<b>2.77</b>	<b>5</b>	<b>5</b>	<b>0</b>	<b>0</b>	<b>1</b>	<b>48.2</b>	<b>38</b>	<b>18</b>	<b>15</b>	<b>1</b>	<b>4</b>	<b>21</b>	<b>37</b>	
<b>Athletics</b>	<b>2</b>	<b>3</b>	<b>2.98</b>	<b>5</b>	<b>5</b>	<b>0</b>	<b>0</b>	<b>0</b>	<b>48.1</b>	<b>38</b>	<b>17</b>	<b>16</b>	<b>8</b>	<b>2</b>	<b>18</b>	<b>39</b>	

Red Sox in the Postseason

# Red Sox in the Postseason, Continued

## 2003 American League Championship Series

(Yankees 4, Red Sox 3)

### Game 1 at NEW YORK (Night) | Wednesday, October 8

	R	H	E
Boston	0	0	0
New York	2	2	0

WAKEFIELD (W), Embree (7), Timlin (8), Williamson (9-SV) and Mirabelli  
 MUSSINA (L), Heredia (6), Nelson (7), White (7), Contreras (9) and Posada  
 HR—Ortiz (1), Walker (1), Ramirez (1)  
 T—3:20; A—56,281

### Game 2 at NEW YORK (Night) | Thursday, October 9

	R	H	E
Boston	0	1	0
New York	0	2	1

LOWE (L), Sauerbeck (7), Arroyo (8) and Varitek  
 PETITTE (W), Contreras (7), Rivera (9) and Posada  
 HR—N. Johnson (1), Varitek (1)  
 T—3:05; A—56,295

### Game 3 at BOSTON (Day) | Saturday, October 11

	R	H	E
New York	0	1	1
Boston	2	0	0

CLEMENS (W), Heredia (7), Contreras (7), Rivera (8-SV) and Posada  
 P. MARTINEZ (L), Timlin (8), Embree (9) and Varitek  
 HR—Jeter (1)  
 T—3:14; A—34,209

### Game 4 at BOSTON (Night) | Monday, October 13

	R	H	E
New York	0	0	0
Boston	0	0	0

MUSSINA (L), Heredia (7), Nelson (8) and Posada  
 WAKEFIELD (W), Timlin (8), Williamson (9-SV) and Mirabelli, Varitek (8)  
 HR—Walker (2), Nixon (1), Sierra (1)  
 T—2:49; A—34,599

### Game 5 at BOSTON (Day) | Tuesday, October 14

	R	H	E
New York	0	3	0
Boston	0	0	0

WELLS (W), Rivera (8-SV) and Posada  
 LOWE (L), Embree (8), Arroyo (9) and Varitek  
 HR—Ramirez (2)  
 T—3:04; A—34,619

### Game 6 at NEW YORK (Day) | Wednesday, October 15

	R	H	E
Boston	0	0	4
New York	1	0	0

Burkett, Arroyo (4), T. Jones (6), EMBREE (6-W), Timlin (8), Williamson (9-SV) and Varitek  
 PETTITTE, CONTRERAS (6-L), Heredia (7), Nelson (8), White (9) and Posada  
 HR—Ja. Giambi (1), Varitek (2), Posada (1), Nixon (2)  
 T—4:09; A—56,277

### Game 7 at NEW YORK (Night) | Thursday, October 16

	R	H	E
Boston	0	3	0
New York	0	0	0

P. Martinez, Embree (8), Timlin (8), WAKEFIELD (10-L) and Varitek, Mirabelli (9)  
 Clemens, Mussina (4), Heredia (7), Nelson (7), Wells (8), RIVERA (9-W) and Posada  
 HR—Nixon (3), Millar (1), Ja. Giambi 2 (3), Ortiz (2), A. Boone (1)  
 T—3:56; A—56,279

## 2003 ALCS Stats

Batter	AVG	G	AB	R	H	2B	3B	HR	RBI	GW	SH	SF	HB	BB	SO	SB	CS	E
Damon	.200	5	20	1	4	1	0	0	1	1	0	0	0	3	3	1	0	0
Garciparra	.241	7	29	2	7	0	1	0	1	0	0	0	0	2	8	0	0	1
Jackson	.333	5	3	0	1	0	0	0	1	0	0	0	0	0	1	0	1	1
Kapler	.125	3	8	0	1	0	0	0	0	0	0	0	0	0	3	0	1	0
McCarty	.000	1	1	0	0	0	0	0	0	0	0	0	0	0	1	0	0	0
Millar	.241	7	29	3	7	0	0	1	3	0	0	0	0	1	9	0	0	1
Mirabelli	.286	3	7	0	2	0	0	0	0	0	0	0	0	2	2	0	0	0
Mueller	.222	7	27	1	6	2	0	0	0	0	0	0	0	2	7	0	0	0
Nixon	.333	7	24	3	8	1	0	3	5	0	0	0	1	3	7	1	2	0
Ortiz	.269	7	26	4	7	1	0	2	6	0	0	0	1	3	8	0	0	0
Ramirez	.310	7	29	6	9	1	0	2	4	0	0	0	0	1	4	0	1	0
Varitek	.300	6	20	4	6	2	0	2	3	1	0	0	0	1	5	0	0	0
Walker	.370	7	27	5	10	1	1	2	2	1	0	0	1	1	2	0	0	0
<b>Red Sox</b>	<b>.272</b>	<b>7</b>	<b>250</b>	<b>29</b>	<b>68</b>	<b>9</b>	<b>2</b>	<b>12</b>	<b>26</b>	<b>3</b>	<b>0</b>	<b>0</b>	<b>3</b>	<b>17</b>	<b>60</b>	<b>2</b>	<b>5</b>	<b>3</b>
<b>Yankees</b>	<b>.227</b>	<b>7</b>	<b>238</b>	<b>30</b>	<b>54</b>	<b>12</b>	<b>0</b>	<b>8</b>	<b>29</b>	<b>4</b>	<b>0</b>	<b>1</b>	<b>4</b>	<b>21</b>	<b>49</b>	<b>5</b>	<b>1</b>	<b>5</b>

Pitcher	W	L	ERA	G	GS	CG	SHO	SV	IP	H	R	ER	HR	HB	BB	SO	WP
Arroyo	0	0	2.70	3	0	0	0	0	3.1	2	1	1	1	1	2	5	0
Burkett	0	0	7.36	1	1	0	0	0	3.2	7	5	3	1	0	0	1	0
Embree	1	0	0.00	5	0	0	0	0	4.2	3	0	0	0	0	0	1	0
Jones, T.	0	0	0.00	1	0	0	0	0	0.1	1	0	0	0	0	1	1	0
Lowe	0	2	6.43	2	2	0	0	0	14.0	14	10	10	3	1	7	5	0
Martinez, P.	0	1	5.65	2	2	0	0	0	14.1	16	9	9	1	1	2	14	0
Sauerbeck	0	0	0.00	1	0	0	0	0	0.1	1	0	0	0	0	1	0	0
Timlin	0	0	0.00	5	0	0	0	0	5.1	1	0	0	0	0	2	6	0
Wakefield	2	1	2.57	3	2	0	0	0	14.0	8	5	4	2	1	6	10	0
Williamson	0	0	3.00	3	0	0	0	3	3.0	1	1	1	1	1	0	0	6
<b>Red Sox</b>	<b>3</b>	<b>4</b>	<b>4.00</b>	<b>7</b>	<b>7</b>	<b>0</b>	<b>0</b>	<b>3</b>	<b>63.0</b>	<b>54</b>	<b>31</b>	<b>28</b>	<b>8</b>	<b>4</b>	<b>21</b>	<b>49</b>	<b>0</b>
<b>Yankees</b>	<b>4</b>	<b>3</b>	<b>3.94</b>	<b>7</b>	<b>7</b>	<b>0</b>	<b>0</b>	<b>2</b>	<b>64.0</b>	<b>68</b>	<b>29</b>	<b>28</b>	<b>12</b>	<b>3</b>	<b>17</b>	<b>60</b>	<b>3</b>

Red Sox in the Postseason

# Red Sox in the Postseason, Continued

## 1999 American League Division Series

(Red Sox 3, Indians 2)

### Game 1 at CLEVELAND (Night) | Wednesday, October 6

	R	H	E
Boston	0	1	0
Cleveland	0	0	0

P. Martinez, LOWE (5-L), Cormier (9), Garces (9) and Varitek  
 Colon, SHUEY (9-W) and S. Alomar  
 HR—Garciparra (1), Thome (1)  
 T—2:53; A—45,182

### Game 2 at CLEVELAND (Day) | Thursday, October 7

	R	H	E
Boston	0	0	1
Cleveland	0	0	6

SABERHAGEN (L), Wasdin (3), Wakefield (5), Gordon (7), Beck (8) and Varitek  
 NAGY (W), Karsay (8), Jackson (9) and S. Alomar  
 HR—Baines (1), Thome (2)  
 T—2:47; A—45,184

### Game 3 at BOSTON (Day) | Saturday, October 9

	R	H	E
Cleveland	0	0	0
Boston	0	0	0

Burba, WRIGHT (5-L), Rincon (7), DePaula (7), S. Reed (8) and S. Alomar  
 R. Martinez, LOWE (6-W), Beck (9) and Varitek  
 HR—Valentin (1), Daubach (1)  
 T—3:08; A—33,539

### Game 4 at BOSTON (Night) | Sunday, October 10

	R	H	E
Cleveland	1	1	0
Boston	2	5	3

COLON (L), Karsay (2), S. Reed (4), DePaula (5), Assemmacher (7), Shuey (8)  
 and S. Alomar, Diaz (7)  
 Mercker, GARCES (2-W), Wakefield (5), Wasdin (5), Cormier (5), Gordon (9)  
 and Varitek, Hatteberg (8)  
 HR—Valentin 2 (3), Offerman (1), Varitek (1), Cordero (1)  
 T—3:49; A—33,898

### Game 5 at CLEVELAND (Night) | Monday, October 11

	R	H	E
Boston	2	0	5
Cleveland	3	2	3

Saberhagen, Lowe (2), P. MARTINEZ (4-W) and Varitek  
 Nagy, De Paula (4), SHUEY (7-L), Jackson (9) and S. Alomar  
 HR—O'Leary 2 (2), Thome 2 (4), Garciparra (2), Fryman (1)  
 T—3:12; A—45,114

## 1999 ALDS Statistics

Batter	AVG	G	AB	R	H	2B	3B	HR	RBI	GW	SH	SF	HB	BB	SO	SB	CS	E
Buford	.000	1	3	0	0	0	0	0	0	0	0	0	0	0	1	0	0	0
Daubach	.250	4	16	3	4	2	0	1	3	0	0	0	0	0	7	0	0	0
Garciparra	.417	4	12	6	5	2	0	2	4	0	0	0	1	3	3	0	0	0
Hatteberg	1.000	1	1	1	1	0	0	0	0	0	0	0	0	1	0	0	0	0
Huskey	.200	2	5	0	1	0	0	0	0	0	0	0	0	0	1	0	0	0
Lewis	.375	4	16	5	6	1	0	0	2	1	0	0	1	0	2	1	0	0
Merloni	.333	3	6	1	2	0	0	0	1	0	0	0	0	1	1	0	0	1
Nixon	.214	5	14	5	3	3	0	0	6	0	0	0	0	4	5	0	0	0
Offerman	.389	5	18	4	7	1	0	1	6	0	0	0	0	7	0	0	1	0
O'Leary	.200	5	20	4	4	0	0	2	7	1	0	0	0	2	3	0	0	0
Sadler	.500	2	2	1	1	1	0	0	0	0	0	0	0	0	1	0	0	0
Stanley	.500	5	20	4	10	2	1	0	2	0	0	0	0	2	3	0	0	0
Valentin	.318	5	22	6	7	2	0	3	12	1	0	1	0	0	4	0	0	2
Varitek	.238	5	21	7	5	3	0	1	3	0	0	0	1	0	4	0	0	0
<b>Red Sox</b>	<b>.318</b>	<b>5</b>	<b>176</b>	<b>47</b>	<b>56</b>	<b>17</b>	<b>1</b>	<b>10</b>	<b>47</b>	<b>3</b>	<b>0</b>	<b>3</b>	<b>3</b>	<b>19</b>	<b>35</b>	<b>1</b>	<b>1</b>	<b>3</b>
<b>Indians</b>	<b>.233</b>	<b>5</b>	<b>163</b>	<b>32</b>	<b>38</b>	<b>7</b>	<b>1</b>	<b>7</b>	<b>31</b>	<b>2</b>	<b>1</b>	<b>4</b>	<b>2</b>	<b>28</b>	<b>43</b>	<b>5</b>	<b>0</b>	<b>3</b>
Pitcher	W	L	ERA	G	GS	CG	SHO	SV	IP	H	R	ER	HR	HB	BB	SO	WP	
Beck	0	0	0.00	2	2	0	0	0	0	2.0	2	0	0	0	0	0	2	0
Cormier	0	0	0.00	2	0	0	0	0	0	4.0	2	0	0	0	0	1	4	0
Garces	1	0	3.86	2	0	0	0	0	0	2.1	2	1	1	0	0	3	2	0
Gordon	0	0	4.50	2	0	0	0	0	0	2.0	1	1	1	1	1	1	3	0
Lowe	1	1	4.32	3	0	0	0	0	0	8.1	6	7	4	2	1	1	7	0
Martinez, P.	1	0	0.00	2	1	0	0	0	0	10.0	3	0	0	0	0	4	11	0
Martinez, R.	0	0	3.18	1	1	0	0	0	0	5.2	5	2	2	0	0	3	6	0
Mercker	0	0	10.80	1	1	0	0	0	0	1.2	3	2	2	0	0	3	1	0
Saberhagen	0	1	27.00	2	2	0	0	0	0	3.2	9	11	11	3	0	4	2	0
Wakefield	0	0	13.50	2	0	0	0	0	0	2.0	3	3	3	0	0	4	4	0
Wasdin	0	0	27.00	2	0	0	0	0	0	1.2	2	5	5	1	0	4	1	0
<b>Red Sox</b>	<b>3</b>	<b>2</b>	<b>6.02</b>	<b>5</b>	<b>5</b>	<b>0</b>	<b>0</b>	<b>0</b>	<b>0</b>	<b>43.1</b>	<b>38</b>	<b>32</b>	<b>29</b>	<b>7</b>	<b>2</b>	<b>28</b>	<b>43</b>	<b>0</b>
<b>Indians</b>	<b>2</b>	<b>3</b>	<b>9.63</b>	<b>5</b>	<b>5</b>	<b>0</b>	<b>0</b>	<b>0</b>	<b>0</b>	<b>43.0</b>	<b>56</b>	<b>47</b>	<b>46</b>	<b>10</b>	<b>3</b>	<b>19</b>	<b>35</b>	<b>2</b>

Red Sox in the  
Postseason

# Red Sox in the Postseason, Continued

## 1999 American League Championship Series

(Yankees 4, Red Sox 1)

### Game 1 at NEW YORK (Night) | Wednesday, October 13

	R	H	E
Boston	2	1	0
New York	0	2	0

Mercker, Garces (5), Lowe (7), Cormier (9), BECK (10-L) and Varitek  
 Hernandez, RIVERA (9-W) and Posada  
 HR—Brosius (1), Williams (1)  
 T—3:39; A—57,181

### Game 2 at NEW YORK (Night) | Thursday, October 14

	R	H	E
Boston	0	0	0
New York	0	0	0

R. MARTINEZ (L), Gordon (7), Cormier (7) and Varitek  
 CONE (W), Stanton (8), Nelson (8), Watson (8), Mendoza (8), Rivera (9-SV)  
 and Girardi  
 HR—T. Martinez (1), Garciparra (1)  
 T—3:46; A—57,180

### Game 3 at BOSTON (Day) | Saturday, October 16

	R	H	E
New York	0	0	0
Boston	2	2	2

CLEMENS (L), Irabu (3), Stanton (7), Watson (8) and Girardi, Posada (4)  
 P. MARTINEZ (W), Gordon (8), Rapp (9) and Varitek, Hatteberg (9)  
 HR—Valentin (1), Daubach (1), Garciparra (1), Brosius (2)  
 T—3:14; A—33,190

### Game 4 at BOSTON (Night) | Sunday, October 17

	R	H	E
New York	0	1	0
Boston	0	1	1

PETTITTE (W), Rivera (8-SV) and Girardi  
 SABERHAGEN (L), Lowe (7), Cormier (8), Garces (8), Beck (9) and Varitek  
 HR—Strawberry (1), Ledee (1)  
 T—3:39; A—33,586

### Game 5 at BOSTON (Night) | Monday, October 18

	R	H	E
New York	2	0	0
Boston	0	0	0

HERNANDEZ (W), Stanton (8), Nelson (8), Watson (8), Mendoza (8-SV) and Posada  
 MERCKER (L), Lowe (4), Cormier (7), Gordon (9) and Varitek  
 HR—Jeter (1), Varitek (1), Posada (1)  
 T—4:09; A—33,589

## 1999 ALCS Statistics

Batter	AVG	G	AB	R	H	2B	3B	HR	RBI	GW	SH	SF	HB	BB	SO	SB	CS	E
Buford	.400	4	5	1	2	0	0	0	0	0	0	0	0	2	1	0	0	0
Daubach	.176	5	17	2	3	1	0	1	3	0	0	0	0	1	4	0	0	0
Garciparra	.400	5	20	2	8	2	0	2	5	0	0	0	0	2	2	1	0	4
Hatteberg	.000	3	1	1	1	0	0	0	0	0	0	0	0	0	1	0	0	0
Huskey	.200	4	5	1	1	1	0	0	0	0	0	0	0	1	1	0	0	0
Lewis	.118	5	17	2	2	1	0	0	1	0	0	0	0	1	3	1	1	1
Merloni	—	0	0	0	0	0	0	0	0	0	0	0	0	1	0	0	0	0
Nixon	.286	4	14	2	4	2	0	0	0	0	0	0	0	1	5	0	0	0
Offerman	.458	5	24	4	11	0	1	0	2	0	0	0	0	1	3	1	0	2
O'Leary	.350	5	20	2	7	3	0	0	1	0	0	0	0	2	5	0	0	0
Sadler	—	2	0	0	0	0	0	0	0	0	0	0	0	0	0	0	0	0
Stanley	.222	5	18	1	4	0	0	0	1	0	0	0	1	2	4	0	0	1
Valentin	.348	5	23	3	8	2	0	1	5	1	0	0	0	2	4	0	0	0
Varitek	.200	5	20	1	4	1	1	1	1	0	1	0	1	4	0	0	1	1
<b>Red Sox</b>	<b>.293</b>	<b>5</b>	<b>184</b>	<b>21</b>	<b>54</b>	<b>13</b>	<b>2</b>	<b>5</b>	<b>19</b>	<b>1</b>	<b>1</b>	<b>0</b>	<b>1</b>	<b>15</b>	<b>38</b>	<b>4</b>	<b>1</b>	<b>10</b>
<b>Yankees</b>	<b>.239</b>	<b>5</b>	<b>176</b>	<b>23</b>	<b>42</b>	<b>4</b>	<b>1</b>	<b>8</b>	<b>21</b>	<b>3</b>	<b>2</b>	<b>0</b>	<b>1</b>	<b>18</b>	<b>44</b>	<b>3</b>	<b>1</b>	<b>5</b>

Pitcher	W	L	ERA	G	GS	CG	SHO	SV	IP	H	R	ER	HR	HB	BB	SO	WP
Beck	0	1	27.00	2	0	0	0	0	0.2	2	2	2	2	0	0	1	0
Cormier	0	0	0.00	4	0	0	0	0	3.2	3	0	0	0	0	3	4	0
Garces	0	0	12.00	2	0	0	0	0	3.0	3	5	4	0	0	1	2	0
Gordon	0	0	13.50	3	0	0	0	0	2.0	3	3	3	2	0	1	3	0
Lowe	0	0	1.42	3	0	0	0	0	6.1	6	3	1	0	0	2	7	0
Martinez, P.	1	0	0.00	1	1	0	0	0	7.0	2	0	0	0	0	2	12	0
Martinez, R.	0	0	4.05	1	1	0	0	0	6.2	6	3	3	1	0	3	5	0
Mercker	0	1	4.70	2	2	0	0	0	7.2	12	4	4	4	1	4	5	0
Rapp	0	0	0.00	1	0	0	0	0	1.0	0	0	0	0	0	1	0	0
Saberhagen	0	1	1.50	1	1	0	0	0	6.0	5	3	1	1	0	1	5	0
<b>Red Sox</b>	<b>1</b>	<b>4</b>	<b>3.68</b>	<b>5</b>	<b>5</b>	<b>0</b>	<b>0</b>	<b>0</b>	<b>44.0</b>	<b>42</b>	<b>23</b>	<b>18</b>	<b>8</b>	<b>1</b>	<b>18</b>	<b>44</b>	<b>0</b>
<b>Yankees</b>	<b>4</b>	<b>1</b>	<b>3.80</b>	<b>5</b>	<b>5</b>	<b>0</b>	<b>0</b>	<b>0</b>	<b>45.0</b>	<b>54</b>	<b>21</b>	<b>19</b>	<b>5</b>	<b>1</b>	<b>15</b>	<b>38</b>	<b>0</b>

Red Sox in the Postseason

# Red Sox in the Postseason, Continued

## 1998 American League Division Series

(Indians 3, Red Sox 1)

### Game 1 at CLEVELAND (Day) | Tuesday, September 29

	B	R	H	E
Boston	3	0	0	0
Cleveland	0	0	0	0

P. MARTINEZ (W), Corsi (8) and Hatteberg  
 WRIGHT (L), D. Jones (5), S. Reed (8), Poole (8), Shuey (8),  
 Assenmacher (9) and S. Alomar  
 HR—Vaughn 2 (2), Garciaparra (1), Lofton (1), Thome (1)  
 T—3:16; A—45,185

### Game 2 at CLEVELAND (Day) | Wednesday, September 30

	B	R	H	E
Boston	2	0	1	0
Cleveland	1	5	1	0

WAKEFIELD (L), Wasdin (2), Lowe (4), Swindell (6), Gordon (8) and Varitek  
 Gooden, BURBA (1-W), Shuey (7), Assenmacher (8), M. Jackson (8-SV) and S. Alomar  
 HR—Justice (1)  
 T—3:25; A—45,229

### Game 3 at BOSTON (Day) | Friday, October 2

	B	R	H	E
Cleveland	0	0	0	0
Boston	0	0	0	0

NAGY (W), M. Jackson (9-SV) and S. Alomar  
 SABERHAGEN (L), Corsi (8), Eckersley (9) and Hatteberg  
 HR—Thome (2), Lofton (2), Ramirez 2 (2), Garciaparra (2)  
 T—2:27; A—33,114

### Game 4 at BOSTON (Day) | Saturday, October 3

	B	R	H	E
Cleveland	0	0	0	0
Boston	0	0	0	0

Colon, Poole (6), S. REED (7-W), Assenmacher (8), Shuey (8),  
 Jackson (9-SV) and S. Alomar  
 Schourek, Lowe (6), GORDON (8-L) and Hatteberg  
 HR—Garciaparra (3)  
 T—3:00; A—33,537

## 1998 ALDS Statistics

Batter	AVG	G	AB	R	H	2B	3B	HR	RBI	GW	SH	SF	HB	BB	SO	SB	CS	E
Benjamin	.091	4	11	1	1	0	0	0	0	0	1	0	0	1	3	0	0	0
Bragg	.083	3	12	0	1	0	0	0	0	0	0	0	0	5	0	0	0	0
Buford	.000	3	1	2	0	0	0	0	0	0	0	0	1	0	0	0	0	0
Cummings	.000	3	3	0	0	0	0	0	0	0	0	0	0	0	0	0	0	0
Garciaparra	.333	4	15	4	5	1	0	3	11	0	0	2	0	1	0	0	0	0
Hatteberg	.111	3	9	0	1	0	0	0	0	0	0	0	0	3	1	0	0	0
Lewis	.357	4	14	4	5	2	0	0	0	0	0	0	1	1	3	1	0	0
Nixon	.333	2	3	0	1	0	0	0	0	0	0	0	0	1	0	0	0	0
O'Leary	.063	4	16	0	1	0	0	0	0	0	0	0	0	1	4	0	0	0
Sadler	.000	3	0	0	0	0	0	0	0	0	0	0	0	0	0	0	0	0
Stanley	.267	4	15	1	4	0	0	0	0	0	0	0	0	2	5	0	0	0
Valentin	.467	4	15	5	7	1	0	0	0	0	0	0	0	3	1	0	0	0
Varitek	.250	1	4	0	1	0	0	0	1	0	0	0	0	0	1	0	0	0
Vaughn	.412	4	17	3	7	2	0	2	7	1	0	0	0	1	5	0	0	0
<b>Red Sox</b>	<b>.252</b>	<b>4</b>	<b>135</b>	<b>20</b>	<b>34</b>	<b>6</b>	<b>0</b>	<b>5</b>	<b>19</b>	<b>1</b>	<b>1</b>	<b>2</b>	<b>2</b>	<b>14</b>	<b>28</b>	<b>1</b>	<b>0</b>	<b>0</b>
<b>Indians</b>	<b>.206</b>	<b>4</b>	<b>126</b>	<b>18</b>	<b>26</b>	<b>12</b>	<b>0</b>	<b>7</b>	<b>17</b>	<b>3</b>	<b>0</b>	<b>1</b>	<b>3</b>	<b>15</b>	<b>26</b>	<b>3</b>	<b>1</b>	<b>1</b>

Pitcher	W	L	ERA	G	GS	CG	SHO	SV	IP	H	R	ER	HR	HB	BB	SO	WP
Corsi	0	0	0.00	2	0	0	0	0	3.0	1	0	0	0	0	1	2	0
Eckersley	0	0	9.00	1	0	0	0	0	1.0	1	1	1	1	1	0	1	0
Gordon	0	1	9.00	2	0	0	0	0	3.0	4	3	3	0	0	4	1	1
Lowe	0	0	2.08	2	0	0	0	0	4.1	3	1	1	0	1	1	2	0
Martinez	1	0	3.86	1	1	0	0	0	7.0	6	3	3	2	0	0	8	1
Saberhagen	0	1	3.86	1	1	0	0	0	7.0	4	3	3	3	2	0	1	7
Schourek	0	0	0.00	1	1	0	0	0	5.1	2	0	0	0	0	4	1	0
Swindell	0	0	0.00	1	0	0	0	0	1.1	0	0	0	0	0	1	1	0
Wakefield	0	1	33.75	1	1	0	0	0	1.1	3	5	5	0	1	2	1	0
Wasdin	0	0	10.80	1	0	0	0	0	1.2	2	2	2	1	1	1	2	0
<b>Red Sox</b>	<b>1</b>	<b>3</b>	<b>4.62</b>	<b>4</b>	<b>4</b>	<b>0</b>	<b>0</b>	<b>0</b>	<b>35.0</b>	<b>26</b>	<b>18</b>	<b>18</b>	<b>7</b>	<b>3</b>	<b>15</b>	<b>26</b>	<b>2</b>
<b>Indians</b>	<b>3</b>	<b>1</b>	<b>5.00</b>	<b>4</b>	<b>4</b>	<b>0</b>	<b>0</b>	<b>3</b>	<b>36.0</b>	<b>34</b>	<b>20</b>	<b>20</b>	<b>5</b>	<b>2</b>	<b>14</b>	<b>28</b>	<b>0</b>

Red Sox in the  
Postseason

# Red Sox in the Postseason, Continued

## 1995 American League Division Series

(Indians 3, Red Sox 0)

### Game 1

at **CLEVELAND (Night)** | Tuesday, October 3

	R	H	E
Boston	0	2	0
Cleveland	0	0	0

Clemens, Cormier (8), Belinda (8), Stanton (8), Aguilera (11), Maddux (11), SMITH (12-L) and Macfarlane, Haselman (9)  
 D. Martinez, Tavarez (7), Assenmacher (8), Plunk (8), Mesa (10), Poole (11), HILL (12-W) and S. Alomar, Pena (11)  
 HR—Valentin (1), Naehring (1), Alicea (1), Belle (1), Pena (1)  
 T—5:01; A—44,218

### Game 2

at **CLEVELAND (Night)** | Wednesday, October 4

	R	H	E
Boston	0	0	0
Cleveland	0	0	0

HANSON (L) and Macfarlane  
 HERSHISER (W), Tavarez (8), Assenmacher (8), Mesa (9) and S. Alomar  
 HR—Murray (1)  
 T—2:33; A—44,264

### Game 3

at **BOSTON (Night)** | Friday, October 6

	R	H	E
Cleveland	0	2	1
Boston	0	0	0

NAGY (W), Tavarez (8), Assenmacher (9) and S. Alomar, Pena (9)  
 WAKEFIELD (L), Cormier (6), Maddux (6), Hudson (9) and Macfarlane  
 HR—Thome (1)  
 T—3:18; A—34,211

## 1995 ALDS Statistics

Batter	AVG	G	AB	R	H	2B	3B	HR	RBI	GW	SH	SF	HB	BB	SO	SB	CS	E
Alicea	.600	3	10	1	6	1	0	1	1	0	0	0	0	2	2	1	0	1
Canseco	.000	3	13	0	0	0	0	0	0	0	0	0	0	2	2	0	0	0
Greenwell	.200	3	15	0	3	0	0	0	0	0	0	0	0	0	1	0	0	0
Haselman	.000	1	2	0	0	0	0	0	0	0	0	0	0	0	0	0	0	0
Hosey	.000	3	12	1	0	0	0	0	0	0	0	0	0	2	3	1	0	0
Jefferson	.250	1	4	1	1	0	0	0	0	0	0	0	0	0	1	0	0	0
Macfarlane	.333	3	9	0	3	0	0	0	1	0	0	1	0	0	3	0	0	2
McGee	.250	2	4	0	1	0	0	0	1	0	0	0	0	0	2	0	0	0
Naehring	.308	3	13	2	4	0	0	1	1	0	1	0	0	0	1	0	0	0
Stairs	.000	1	1	0	0	0	0	0	0	0	0	0	0	0	1	0	0	0
Tinsley	.000	1	5	0	0	0	0	0	0	0	0	0	0	1	2	0	0	0
Valentin	.250	3	12	1	3	1	0	1	2	0	0	0	0	3	1	0	1	1
Vaughn	.000	3	14	0	0	0	0	0	0	0	0	0	0	1	7	0	0	0
<b>Red Sox</b>	<b>.184</b>	<b>3</b>	<b>114</b>	<b>6</b>	<b>21</b>	<b>2</b>	<b>0</b>	<b>3</b>	<b>6</b>	<b>0</b>	<b>1</b>	<b>1</b>	<b>0</b>	<b>11</b>	<b>26</b>	<b>2</b>	<b>1</b>	<b>4</b>
<b>Indians</b>	<b>.219</b>	<b>3</b>	<b>114</b>	<b>17</b>	<b>25</b>	<b>4</b>	<b>1</b>	<b>4</b>	<b>17</b>	<b>3</b>	<b>2</b>	<b>0</b>	<b>4</b>	<b>13</b>	<b>22</b>	<b>1</b>	<b>0</b>	<b>6</b>

Pitcher	W	L	ERA	G	GS	CG	SHO	SV	IP	H	R	ER	HR	HB	BB	SO	WP
Aguilera	0	0	13.50	1	0	0	0	0	0.2	3	1	1	1	0	0	1	0
Belinda	0	0	0.00	1	0	0	0	0	0.1	0	0	0	0	0	0	0	0
Clemens	0	0	3.86	1	1	0	0	0	7.0	5	3	3	0	0	1	5	0
Cormier	0	0	13.50	2	0	0	0	0	0.2	2	1	1	0	1	1	2	0
Hanson	0	1	4.50	1	1	1	0	0	8.0	4	4	4	1	1	4	5	0
Hudson	0	0	0.00	1	0	0	0	0	1.0	2	0	0	0	0	1	0	1
Maddux	0	0	0.00	2	0	0	0	0	3.0	2	0	0	0	1	1	1	0
Smith	0	1	6.75	1	0	0	0	0	1.1	1	1	1	1	1	0	0	0
Stanton	0	0	0.00	1	0	0	0	0	2.1	1	0	0	0	0	0	4	0
Wakefield	0	1	11.81	1	1	0	0	0	5.1	5	7	7	1	1	5	4	0
<b>Red Sox</b>	<b>0</b>	<b>3</b>	<b>5.16</b>	<b>3</b>	<b>3</b>	<b>1</b>	<b>0</b>	<b>0</b>	<b>29.2</b>	<b>25</b>	<b>17</b>	<b>17</b>	<b>4</b>	<b>4</b>	<b>13</b>	<b>22</b>	<b>1</b>
<b>Indians</b>	<b>3</b>	<b>0</b>	<b>1.74</b>	<b>3</b>	<b>3</b>	<b>0</b>	<b>1</b>	<b>0</b>	<b>31.0</b>	<b>21</b>	<b>6</b>	<b>6</b>	<b>3</b>	<b>0</b>	<b>11</b>	<b>26</b>	<b>1</b>

Red Sox in the Postseason

# Red Sox in the Postseason, Continued

## 1990 American League Championship Series

(Athletics 4, Red Sox 0)

### Game 1

at BOSTON (Night) | Saturday, October 6

	R	H	E
Oakland	0	0	0
Boston	0	0	0

STEWART (W), Eckersley (9) and Steinbach  
 Clemens, ANDERSEN (7-L), Bolton (8), Gray (8), Lamp (9), Murphy (9) and Pena  
 HR—Boggs (1)  
 T—3:26; A—35,192

### Game 2

at BOSTON (Night) | Sunday, October 7

	R	H	E
Oakland	0	0	0
Boston	0	0	0

WELCH (W), Honeycutt (8), Eckersley (8-SV) and Hassey  
 Kiecker, HARRIS (6-L), Andersen (7), Reardon (8) and Pena  
 HR—None  
 T—3:42; A—35,070

### Game 3

at OAKLAND (Day) | Tuesday, October 9

	R	H	E
Boston	0	1	0
Oakland	0	0	0

BODDICKER (L) and Pena  
 MOORE (W), Nelson (7), Honeycutt (8), Eckersley (9-SV) and Steinbach  
 HR—None  
 T—2:47; A—49,026

### Game 4

at OAKLAND (Day) | Wednesday, October 10

	R	H	E
Boston	0	0	0
Oakland	0	3	0

CLEMENS (L), Bolton (2), Gray (5), Andersen (8) and Pena  
 STEWART (W), Honeycutt (9-SV) and Steinbach  
 HR—None  
 T—3:02; A—49,052

## 1990 ALCS Statistics

Batter	AVG	G	AB	R	H	2B	3B	HR	RBI	GW	SH	SF	HB	BB	SO	SB	CS	E
Barrett	.000	3	0	0	0	0	0	0	0	0	0	0	0	0	0	0	0	0
Boggs	.438	4	16	1	7	1	0	1	1	0	0	0	0	0	3	0	0	0
Brunansky	.083	4	12	0	1	0	0	0	1	0	0	1	0	1	3	0	0	0
Burks	.267	4	15	1	4	2	0	0	0	0	0	0	0	1	1	1	0	0
Evans	.231	4	13	0	3	1	0	0	0	0	0	0	0	1	3	0	0	0
Greenwell	.000	4	14	1	0	0	0	0	0	0	0	0	0	2	2	0	0	1
Heep	.000	2	2	0	0	0	0	0	0	0	0	0	0	0	0	0	0	0
Kutcher	.000	2	0	0	0	0	0	0	0	0	0	0	0	0	0	0	0	0
Marshall	.333	3	3	0	1	0	0	0	0	0	0	0	0	0	0	0	0	0
Marzano	.000	0	0	0	0	0	0	0	0	0	0	0	0	0	0	0	0	0
Pena	.214	4	14	0	3	0	0	0	0	0	0	0	0	0	0	0	0	1
Quintana	.000	4	13	0	0	0	0	0	1	0	0	1	0	1	0	0	0	0
Reed	.133	4	15	0	2	0	0	0	1	0	1	0	0	0	2	0	0	0
Rivera	.222	4	9	1	2	1	0	0	0	0	0	0	0	0	2	0	0	1
Romine	.000	0	0	0	0	0	0	0	0	0	0	0	0	0	0	0	0	0
<b>Red Sox</b>	<b>.183</b>	<b>4</b>	<b>126</b>	<b>4</b>	<b>23</b>	<b>5</b>	<b>0</b>	<b>1</b>	<b>4</b>	<b>0</b>	<b>1</b>	<b>2</b>	<b>0</b>	<b>6</b>	<b>16</b>	<b>1</b>	<b>0</b>	<b>5</b>
<b>Athletics</b>	<b>.299</b>	<b>4</b>	<b>127</b>	<b>20</b>	<b>38</b>	<b>4</b>	<b>0</b>	<b>0</b>	<b>18</b>	<b>4</b>	<b>4</b>	<b>3</b>	<b>4</b>	<b>19</b>	<b>2</b>	<b>1</b>	<b>3</b>	<b>1</b>
Pitcher	W	L	ERA	G	GS	CG	SHO	SV	IP	H	R	ER	HR	HB	BB	SO	WP	
Andersen	0	1	6.00	3	0	0	0	0	3.0	3	2	2	0	0	3	3	0	
Boddicker	0	1	2.25	1	1	1	0	0	8.0	6	4	2	0	2	3	7	0	
Bolton	0	0	0.00	2	0	0	0	0	3.0	2	0	0	0	0	2	3	0	
Clemens	0	1	3.52	2	2	0	0	0	7.2	7	3	3	0	0	5	4	1	
Gray	0	0	2.70	2	0	0	0	0	3.1	4	2	1	0	0	1	2	0	
Harris	0	1	27.00	1	0	0	0	0	0.1	3	1	1	0	0	0	0	0	
Kiecker	0	0	1.59	1	1	0	0	0	5.2	6	1	1	0	1	1	2	0	
Lamp	0	0	108.00	1	0	0	0	0	0.1	2	4	4	0	0	2	0	0	
Murphy	0	0	13.50	1	0	0	0	0	0.2	2	1	1	0	0	1	0	0	
Reardon	0	0	9.00	1	0	0	0	0	2.0	3	2	2	0	1	1	0	0	
<b>Red Sox</b>	<b>0</b>	<b>4</b>	<b>4.50</b>	<b>4</b>	<b>4</b>	<b>1</b>	<b>0</b>	<b>0</b>	<b>34.0</b>	<b>38</b>	<b>20</b>	<b>17</b>	<b>0</b>	<b>4</b>	<b>19</b>	<b>21</b>	<b>1</b>	
<b>Athletics</b>	<b>4</b>	<b>0</b>	<b>1.00</b>	<b>4</b>	<b>4</b>	<b>0</b>	<b>0</b>	<b>3</b>	<b>36.0</b>	<b>23</b>	<b>4</b>	<b>4</b>	<b>1</b>	<b>0</b>	<b>6</b>	<b>16</b>	<b>0</b>	

Red Sox in the Postseason

# Red Sox in the Postseason, Continued

## 1988 American League Championship Series

(Athletics 4, Red Sox 0)

### Game 1

at **BOSTON (Day)** | Wednesday, October 5

	R	H	E
Oakland	0	0	0
Boston	0	0	0

Stewart, HONEYCUTT (7-W), Eckersley (8-SV) and Steinbach, Hassey (8)  
 HURST (L) and Gedman  
 HR—Canseco (1)  
 T—2:44; A—34,101

### Game 2

at **BOSTON (Night)** | Thursday, October 6

	R	H	E
Oakland	0	0	0
Boston	0	0	0

Davis, Cadaret (7), NELSON (7-W), Eckersley (9-SV) and Hassey  
 Clemens, Stanley (8), SMITH (8-L) and Gedman  
 HR—Canseco (2), Gedman (1)  
 T—3:14; A—32,786

### Game 3

at **OAKLAND (Day)** | Saturday, October 8

	R	H	E
Boston	3	2	0
Oakland	0	4	2

BODDICKER (L), Gardner (3), Stanley (8) and Gedman  
 Welch, NELSON (2-W), Young (6), Plunk (7), Honeycutt (7),  
 Eckersley (8-SV) and Hassey  
 HR—Greenwell (1), McSwire (1), Lansford (1), Hassey (1), Henderson (1)  
 T—3:14; A—49,261

### Game 4

at **OAKLAND (Day)** | Sunday, October 9

	R	H	E
Boston	0	0	0
Oakland	1	0	1

HURST (L), Smithson (5) and Gedman  
 STEWART (W), Honeycutt (8), Eckersley (9-SV) and Steinbach, Hassey (9)  
 HR—Canseco (3)  
 T—2:55; A—49,406

## 1988 ALCS Statistics

Batter	AVG	G	AB	R	H	2B	3B	HR	RBI	GW	SH	SF	HB	BB	SO	SB	CS	E
Barrett	.067	4	15	2	1	0	0	0	0	0	1	0	0	1	0	0	0	0
Benzinger	.091	4	11	0	1	0	0	0	0	0	0	0	0	1	3	0	0	0
Boggs	.385	4	13	2	5	0	0	0	3	0	0	2	0	3	4	0	0	0
Burks	.235	4	17	2	4	1	0	0	1	0	0	0	0	0	3	0	0	0
Evans	.167	4	12	1	2	1	0	0	1	0	0	0	0	3	5	0	0	0
Gedman	.357	4	14	1	5	0	0	1	1	0	0	0	0	2	1	0	0	0
Greenwell	.214	4	14	2	3	1	0	1	3	0	0	0	0	3	0	0	0	0
Owen	.000	1	0	0	0	0	0	0	0	0	0	0	0	1	0	0	0	0
Parrish	.000	4	6	0	0	0	0	0	0	0	0	0	0	0	2	0	0	0
Reed	.273	4	11	0	3	1	0	0	0	0	1	0	1	2	1	0	0	0
Rice	.154	4	13	0	2	0	0	0	1	0	0	0	0	2	4	0	0	0
Romero	.000	1	0	0	0	0	0	0	0	0	0	0	0	0	0	0	0	0
Romine	.000	2	0	1	0	0	0	0	0	0	0	0	0	0	0	0	0	0
<b>Red Sox</b>	<b>.206</b>	<b>4</b>	<b>126</b>	<b>11</b>	<b>26</b>	<b>4</b>	<b>0</b>	<b>2</b>	<b>10</b>	<b>0</b>	<b>2</b>	<b>2</b>	<b>1</b>	<b>18</b>	<b>23</b>	<b>0</b>	<b>0</b>	<b>1</b>
<b>Athletics</b>	<b>.299</b>	<b>4</b>	<b>137</b>	<b>20</b>	<b>41</b>	<b>8</b>	<b>0</b>	<b>7</b>	<b>20</b>	<b>4</b>	<b>0</b>	<b>1</b>	<b>0</b>	<b>10</b>	<b>35</b>	<b>1</b>	<b>3</b>	<b>3</b>

Pitcher	W	L	ERA	G	GS	CG	SHO	SV	IP	H	R	ER	HR	HB	BB	SO	WP
Boddicker	0	1	20.25	1	1	0	0	0	2.2	8	6	6	3	0	1	2	0
Clemens	0	0	3.86	1	1	0	0	0	7.0	6	3	3	1	0	0	8	1
Gardner	0	0	5.79	1	0	0	0	0	4.2	6	3	3	0	0	2	8	0
Hurst	0	2	2.77	2	2	1	0	0	13.0	10	4	4	2	0	5	12	0
Smith	0	1	8.10	2	0	0	0	0	3.1	6	3	3	0	0	1	4	0
Smithson	0	0	0.00	1	0	0	0	0	2.1	3	0	0	0	0	0	1	0
Stanley	0	0	9.00	2	0	0	0	0	1.0	2	1	1	1	0	1	0	0
<b>Red Sox</b>	<b>0</b>	<b>4</b>	<b>5.29</b>	<b>4</b>	<b>4</b>	<b>1</b>	<b>0</b>	<b>0</b>	<b>34.0</b>	<b>41</b>	<b>20</b>	<b>20</b>	<b>7</b>	<b>0</b>	<b>10</b>	<b>35</b>	<b>1</b>
<b>Athletics</b>	<b>4</b>	<b>0</b>	<b>2.00</b>	<b>4</b>	<b>4</b>	<b>0</b>	<b>0</b>	<b>4</b>	<b>36.0</b>	<b>26</b>	<b>11</b>	<b>8</b>	<b>2</b>	<b>1</b>	<b>18</b>	<b>23</b>	<b>1</b>

Red Sox in the Postseason



# Red Sox in the Postseason, Continued

## 1986 American League Championship Series

(Red Sox 4, Angels 3)

### Game 1 at BOSTON (Night) | Tuesday, October 7

	R	H	E
California	0	4	1
Boston	0	0	0

WITT (W) and Boone  
CLEMENS (L), Sambito (8), Stanley (8) and Gedman  
HR—None  
T—2:52; A—32,993

### Game 2 at BOSTON (Day) | Wednesday, October 8

	R	H	E
California	0	0	0
Boston	1	1	0

McCASKILL (L), Lucas (8), Corbett (8) and Boone  
HURST (W) and Gedman  
HR—Joyer (1), Rice (1)  
T—2:47; A—32,786

### Game 3 at CALIFORNIA (Night) | Friday, October 10

	R	H	E
Boston	0	1	0
California	0	0	0

BOYD (L), Sambito (7), Schiraldi (8) and Gedman  
CANDELARIA (W), Moore (8-SV) and Boone  
HR—Schofield (1), Pettis (1)  
T—2:48; A—64,206

### Game 4 at CALIFORNIA (Night) | Saturday, October 11

	R	H	E
Boston	0	0	0
California	0	0	0

Clemens, SCHIRALDI (9-L) and Gedman  
Sutton, Lucas (7), Ruhle (7), Finley (8), CORBETT (8-W) and Boone, Narron (10)  
HR—DeCinces (1)  
T—3:50; A—64,223

### Game 5 at CALIFORNIA (Day) | Sunday, October 12

	R	H	E
Boston	0	2	0
California	0	0	1

Hurst, Stanley (7), Sambito (9), CRAWFORD (9-W), Schiraldi (11-SV) and Gedman  
Witt, Lucas (9), MOORE (9-L), Finley (11) and Boone  
HR—Baylor (1), Gedman (1), Henderson (1), Boone (1), Grich (1)  
T—3:54; A—64,223

### Game 6 at BOSTON (Night) | Tuesday, October 14

	R	H	E
California	2	0	0
Boston	2	0	5

McCASKILL (L), Lucas (3), Corbett (4), Finley (7) and Boone, Narron (8)  
BOYD (W), Stanley (8) and Gedman  
HR—Downing (1)  
T—3:23; A—32,998

### Game 7 at BOSTON (Night) | Wednesday, October 15

	R	H	E
California	0	0	0
Boston	0	3	0

CANDELARIA (L), Sutton (4), Moore (8) and Boone  
CLEMENS (W), Schiraldi (8) and Gedman  
HR—Rice (2), Evans (1)  
T—2:39; A—33,001

## 1986 ALCS Statistics

Batter	AVG	G	AB	R	H	2B	3B	HR	RBI	GW	SF	SH	BB	SO	SB	CS	E
Armas	.125	5	16	1	2	1	0	0	0	0	0	0	0	2	0	0	0
Barrett	.367	7	30	4	11	2	0	0	5	1	1	0	0	2	0	0	0
Baylor	.346	7	26	6	9	3	0	1	2	0	0	0	2	4	5	0	0
Boggs	.233	7	30	3	7	1	1	0	2	0	1	0	0	4	1	0	0
Buckner	.214	7	28	3	6	1	0	0	3	0	0	1	0	0	2	0	0
Evans	.214	7	28	2	6	1	0	1	4	1	0	0	0	3	3	0	0
Gedman	.357	7	28	4	10	1	0	1	6	1	0	0	1	0	4	0	0
Greenwell	.500	2	2	0	1	0	0	0	4	0	0	0	0	0	0	0	0
Henderson	.111	5	9	3	1	0	0	1	4	1	0	1	0	2	2	0	0
Owen	.429	7	21	5	9	0	1	0	3	0	1	0	0	2	2	1	0
Rice	.161	7	31	8	5	1	0	2	6	0	0	0	0	1	8	0	0
Romero	.000	1	2	0	0	0	0	0	0	0	0	0	0	0	0	0	0
Stapleton	.667	4	3	2	2	0	0	0	0	0	0	0	0	1	0	0	0
<b>Red Sox</b>	<b>.272</b>	<b>7</b>	<b>254</b>	<b>41</b>	<b>69</b>	<b>11</b>	<b>2</b>	<b>6</b>	<b>35</b>	<b>4</b>	<b>3</b>	<b>2</b>	<b>3</b>	<b>19</b>	<b>31</b>	<b>1</b>	<b>0</b>
<b>Angels</b>	<b>.277</b>	<b>7</b>	<b>256</b>	<b>30</b>	<b>71</b>	<b>11</b>	<b>0</b>	<b>7</b>	<b>29</b>	<b>3</b>	<b>4</b>	<b>2</b>	<b>4</b>	<b>20</b>	<b>44</b>	<b>1</b>	<b>4</b>
Pitcher	W	L	ERA	G	GS	CG	SHO	SV	IP	H	R	ER	HR	HB	BB	SO	WP
Boyd	1	1	4.61	2	2	0	0	0	13.2	17	7	7	3	1	3	8	0
Clemens	1	1	4.37	3	3	0	0	0	22.2	22	12	11	1	2	7	17	0
Crawford	1	0	0.00	1	0	0	0	0	1.2	1	0	0	0	0	2	1	0
Hurst	1	0	2.40	2	2	1	0	0	15.0	18	5	4	3	0	1	8	0
Sambito	0	0	13.50	3	0	0	0	0	0.2	1	1	1	0	0	1	0	0
Schiraldi	0	1	1.50	4	0	0	0	1	6.0	5	2	1	0	1	3	9	0
Stanley	0	0	3.18	3	0	0	0	0	5.2	7	3	2	0	0	3	1	0
<b>Red Sox</b>	<b>4</b>	<b>3</b>	<b>3.58</b>	<b>18</b>	<b>7</b>	<b>1</b>	<b>0</b>	<b>1</b>	<b>65.1</b>	<b>71</b>	<b>30</b>	<b>26</b>	<b>7</b>	<b>4</b>	<b>20</b>	<b>44</b>	<b>0</b>
<b>Angels</b>	<b>3</b>	<b>4</b>	<b>3.94</b>	<b>22</b>	<b>7</b>	<b>1</b>	<b>0</b>	<b>1</b>	<b>64.0</b>	<b>69</b>	<b>41</b>	<b>28</b>	<b>6</b>	<b>3</b>	<b>19</b>	<b>31</b>	<b>1</b>

Red Sox in the  
Postseason

# Red Sox in the Postseason, Continued

## 1986 World Series

(Mets 4, Red Sox 3)

### Game 1

at **NEW YORK (Night)** | Saturday, October 18

	R	H	E
Boston	0	0	0
New York	0	4	1

HURST (W), Schiraldi (9-SV) and Gedman  
DARLING (L), McDowell (8) and Carter  
HR—None  
T—2:59; A—55,076

### Game 2

at **NEW YORK (Night)** | Sunday, October 19

	R	H	E
Boston	0	0	3
New York	0	0	2

Clemens, CRAWFORD (5-W), Stanley (5-7) and Gedman  
GOODEN (L), Aguilera (6), Orosco (7), Fernandez (9), Sisk (9) and Carter  
HR—Henderson (2), Evans (2)  
T—3:36; A—55,063

### Game 3

at **BOSTON (Night)** | Tuesday, October 21

	R	H	E
New York	4	0	0
Boston	0	0	1

OJEDA (W), McDowell (2) and Carter  
BOYD (L), Sambito (8), Stanley (8) and Gedman  
HR—Dykstra (2)  
T—2:58; A—33,595

### Game 4

at **BOSTON (Night)** | Wednesday, October 22

	R	H	E
New York	0	0	0
Boston	0	0	0

DARLING (W), McDowell (8), Orosco (5-8) and Carter  
NIPPER (L), Crawford (7), Stanley (9) and Gedman  
HR—Dykstra (3), Carter 2 (2)  
T—3:22; A—33,902

### Game 5

at **BOSTON (Night)** | Thursday, October 23

	R	H	E
New York	0	0	0
Boston	0	1	1

GOODEN (L), Fernandez (5) and Carter  
HURST (W) and Gedman  
HR—Teufel (1)  
T—3:09; A—34,010

### Game 6

at **NEW YORK (Night)** | Saturday, October 25

	R	H	E
Boston	1	1	0
New York	0	0	0

Clemens, SCHIRALDI (L-8), Stanley (10) and Gedman  
Ojeda, McDowell (7), Orosco (8), AGUILERA (W-9) and Carter  
HR—Henderson (3)  
T—4:02; A—55,078

### Game 7

at **NEW YORK (Night)** | Monday, October 27

	R	H	E
Boston	0	3	0
New York	0	0	0

Hurst, SCHIRALDI (L-7), Sambito (7), Stanley (7), Nipper (8),  
Crawford (8) and Gedman  
Darling, Fernandez (4), MCDOWELL (W-7), Orosco (8-SV) and Carter  
HR—Gedman (2), Evans (3), Knight (1), Strawberry (3)  
T—3:11; A—55,032

## 1986 World Series Statistics

Batter	AVG	G	AB	R	H	2B	3B	HR	RBI	GW	SH	SF	HB	BB	SO	SB	CS	E
Armas	.000	1	1	0	0	0	0	0	0	0	0	0	0	1	0	0	0	0
Barrett	.433	7	30	1	13	2	0	0	4	0	0	0	5	2	0	0	0	0
Baylor	.182	4	11	1	2	1	0	0	1	0	0	0	1	3	0	0	0	0
Boggs	.290	7	31	3	9	3	0	0	3	1	0	0	4	2	0	0	0	0
Buckner	.188	7	32	2	6	0	0	0	1	0	0	0	1	0	3	0	0	1
Evans	.308	7	26	4	8	2	0	2	9	0	0	0	4	3	0	0	1	1
Gedman	.200	7	30	1	6	1	0	1	1	0	0	0	0	10	0	0	2	2
Greenwell	.000	4	3	0	0	0	0	0	0	0	0	0	1	2	0	0	0	0
Henderson	.400	7	25	6	10	1	1	2	5	0	0	1	1	2	6	0	0	0
Owen	.300	7	20	2	6	0	0	0	2	1	1	1	0	5	6	0	0	0
Rice	.333	7	27	6	9	1	1	0	0	0	0	0	6	9	0	0	0	0
Romero	.000	3	1	0	0	0	0	0	0	0	0	0	0	0	0	0	0	0
Stapleton	.000	3	1	0	0	0	0	0	0	0	0	0	0	0	0	0	0	0
Boyd	—	1	0	0	0	0	0	0	0	0	0	0	0	0	0	0	0	0
Clemens	.000	2	4	1	0	0	0	0	0	0	1	0	0	1	0	0	0	0
Crawford	.000	3	1	0	0	0	0	0	0	0	0	0	0	0	0	0	0	0
Hurst	.000	3	3	0	0	0	0	0	0	0	2	0	0	0	3	0	0	0
Nipper	—	2	0	0	0	0	0	0	0	0	0	0	0	0	0	0	0	0
Sambito	—	2	0	0	0	0	0	0	0	0	0	0	0	0	0	0	0	0
Schiraldi	.000	3	1	0	0	0	0	0	0	0	0	0	0	1	0	0	0	0
Stanley	.000	5	1	0	0	0	0	0	0	0	0	0	0	1	0	0	0	0
<b>Red Sox</b>	<b>.278</b>	<b>7</b>	<b>248</b>	<b>27</b>	<b>69</b>	<b>11</b>	<b>2</b>	<b>5</b>	<b>26</b>	<b>2</b>	<b>4</b>	<b>2</b>	<b>3</b>	<b>28</b>	<b>53</b>	<b>0</b>	<b>0</b>	<b>4</b>
<b>Mets</b>	<b>.271</b>	<b>7</b>	<b>240</b>	<b>32</b>	<b>65</b>	<b>6</b>	<b>0</b>	<b>7</b>	<b>29</b>	<b>3</b>	<b>6</b>	<b>2</b>	<b>1</b>	<b>21</b>	<b>43</b>	<b>7</b>	<b>2</b>	<b>5</b>

Red Sox in the Postseason

## Red Sox in the Postseason, Continued

### 1986 World Series Statistics (Cont.)

Pitcher	W	L	ERA	G	GS	CG	SHO	SV	IP	H	R	ER	HR	HB	BB	SO	WP
Boyd	0	1	7.71	1	1	0	0	0	7.0	9	6	6	1	0	1	3	0
Clemens	0	0	3.18	2	2	0	0	0	11.1	9	5	4	0	0	6	11	0
Crawford	1	0	6.23	3	0	0	0	0	4.1	5	3	3	2	1	0	4	0
Hurst	2	0	1.96	3	3	1	0	0	23.0	18	5	5	1	0	6	17	0
Nipper	0	1	7.11	2	1	0	0	0	6.1	10	5	5	2	0	2	2	0
Sambito	0	0	27.00	2	0	0	0	0	0.1	2	1	1	0	0	2	0	1
Schiraldi	0	2	13.50	3	0	0	0	1	4.0	7	7	6	1	0	3	2	1
Stanley	0	0	0.00	5	0	0	0	1	6.1	5	0	0	0	0	1	4	1
<b>Red Sox</b>	<b>3</b>	<b>4</b>	<b>4.31</b>	<b>7</b>	<b>7</b>	<b>1</b>	<b>1</b>	<b>2</b>	<b>62.2</b>	<b>65</b>	<b>32</b>	<b>30</b>	<b>7</b>	<b>1</b>	<b>21</b>	<b>43</b>	<b>3</b>
<b>Mets</b>	<b>4</b>	<b>3</b>	<b>3.29</b>	<b>7</b>	<b>7</b>	<b>0</b>	<b>0</b>	<b>2</b>	<b>63.0</b>	<b>69</b>	<b>27</b>	<b>23</b>	<b>5</b>	<b>3</b>	<b>28</b>	<b>53</b>	<b>3</b>

### 1975 American League Championship Series

(Red Sox 3, Athletics 0)

#### Game 1

at BOSTON (Day) | Saturday, October 4

	R	H	E
Oakland	0	0	0
Boston	2	0	0

HOLTZMAN (L), Todd (7), Lindblad (7), Bosman (7), Abbott (8) and Tenace

TIANT (W) and Fisk

HR—None

T—2:40; A—35,578

#### Game 2

at BOSTON (Day) | Sunday, October 5

	R	H	E
Oakland	2	0	0
Boston	0	0	0

Blue, Todd (4), FINGERS (5-L) and Fosse, Tenace (7)

Cleveland, MORET (6-W), Drago (7-SV) and Fisk

HR—Jackson (1), Yastrzemski (1), Petrolcelli (1)

T—2:27; A—35,578

#### Game 3

at OAKLAND (Night) | Tuesday, October 7

	R	H	E
Boston	0	0	0
Oakland	0	0	0

WISE (W), Drago (8-SV) and Fisk

HOLTZMAN (L), Todd (5), Lindblad (5) and Tenace

HR—None

T—2:30; A—49,358

### 1975 ALCS Statistics

Batter	AVG	G	AB	R	H	2B	3B	HR	RBI	GW	SH	SF	HB	BB	SO	SB	CS	E
Benitez	.250	3	12	2	3	0	0	0	1	0	1	0	0	0	1	2	0	0
Burleson	.444	3	9	2	4	2	0	0	1	0	1	0	0	1	0	0	0	1
Cooper	.400	3	10	0	4	2	0	0	1	0	1	0	0	0	2	0	0	1
Doyle	.273	3	11	3	3	0	0	0	2	0	1	1	0	0	1	0	0	1
Evans	.100	3	10	1	1	1	0	0	0	0	0	0	0	1	2	0	0	0
Fisk	.417	3	12	4	5	1	0	0	2	1	0	0	0	0	2	1	0	0
Lynn	.364	3	11	1	4	1	0	0	3	0	1	0	0	0	0	0	0	1
Petrolcelli	.167	3	12	1	2	0	0	1	2	1	0	0	0	0	3	0	0	0
Yastrzemski	.455	3	11	4	5	1	0	1	2	0	0	0	0	1	1	0	0	0
<b>Red Sox</b>	<b>.316</b>	<b>3</b>	<b>98</b>	<b>18</b>	<b>31</b>	<b>8</b>	<b>0</b>	<b>2</b>	<b>14</b>	<b>2</b>	<b>5</b>	<b>1</b>	<b>0</b>	<b>3</b>	<b>12</b>	<b>3</b>	<b>0</b>	<b>4</b>
<b>Athletics</b>	<b>.194</b>	<b>3</b>	<b>98</b>	<b>7</b>	<b>19</b>	<b>6</b>	<b>0</b>	<b>1</b>	<b>7</b>	<b>0</b>	<b>0</b>	<b>0</b>	<b>0</b>	<b>9</b>	<b>14</b>	<b>0</b>	<b>0</b>	<b>6</b>

Pitcher	W	L	ERA	G	GS	CG	SHO	SV	IP	H	R	ER	HR	HB	BB	SO	WP
Cleveland	0	0	5.40	1	1	0	0	0	5.0	7	3	3	1	0	1	2	0
Drago	0	0	0.00	2	0	0	0	2	4.2	2	0	0	0	0	1	2	1
Moret	1	0	0.00	1	0	0	0	0	1.0	1	0	0	0	0	1	0	0
Tiant	1	0	0.00	1	1	0	0	0	9.0	3	1	0	0	0	3	8	0
Wise	1	0	2.45	1	1	0	0	0	7.1	6	3	2	0	0	3	2	0
<b>Red Sox</b>	<b>3</b>	<b>0</b>	<b>1.67</b>	<b>3</b>	<b>3</b>	<b>1</b>	<b>0</b>	<b>2</b>	<b>27.0</b>	<b>19</b>	<b>7</b>	<b>5</b>	<b>1</b>	<b>0</b>	<b>9</b>	<b>14</b>	<b>0</b>
<b>Athletics</b>	<b>0</b>	<b>3</b>	<b>4.32</b>	<b>3</b>	<b>3</b>	<b>0</b>	<b>0</b>	<b>0</b>	<b>25.0</b>	<b>31</b>	<b>18</b>	<b>12</b>	<b>2</b>	<b>0</b>	<b>3</b>	<b>12</b>	<b>1</b>

Red Sox in the Postseason

# Red Sox in the Postseason, Continued

## 1975 World Series

(Reds 4, Red Sox 3)

### Game 1

at BOSTON (Day) | Saturday, October 11

	R	H	E
Cincinnati	0	0	0
Boston	0	0	0

GULLETT (L), Carroll (7), McEnaney (7) and Bench  
 TIANI (W) and Fisk  
 HR—None  
 T—2:27; A—35,205

### Game 2

at BOSTON (Day) | Sunday, October 12

	R	H	E
Cincinnati	0	0	0
Boston	1	0	0

Billingham, Borbon (6), McEnaney (7), EASTWICK (9-W) and Bench  
 Lee, DRAGO (9-L) and Fisk  
 HR—None  
 T—2:38; A—35,205

### Game 3

at CINCINNATI (Night) | Tuesday, October 14

	R	H	E
Boston	0	1	0
Cincinnati	0	0	0

Wise, Burton (5), Cleveland (5), WILLOUGHBY (7-L), Moret (10) and Fisk  
 Nolan, Darcy (5), Carroll (7), McEnaney (7), EASTWICK (9-W) and Bench  
 HR—Fisk (1), Carbo (1), Evans (1), Bench (1), Concepcion (1), Geronimo (1)  
 T—3:03; A—55,392

### Game 4

at CINCINNATI (Night) | Wednesday, October 15

	R	H	E
Boston	0	0	0
Cincinnati	2	0	0

TIANI (W) and Fisk  
 NORMAN (L), Borbon (4), Carroll (5), Eastwick (7) and Bench  
 HR—None  
 T—2:52; A—55,667

### Game 5

at CINCINNATI (Night) | Thursday, October 16

	R	H	E
Boston	1	0	0
Cincinnati	0	0	0

CLEVELAND (L), Willoughby (6), Pole (8), Segui (8) and Fisk  
 GULLETT (W), Eastwick (9-SV) and Bench  
 HR—Perez 2 (2)  
 T—2:23; A—56,393

### Game 6

at BOSTON (Night) | Tuesday, October 21

	R	H	E
Cincinnati	0	0	0
Boston	3	0	0

Nolan, Norman (3), Billingham (3), Carroll (5), Borbon (6),  
 Eastwick (8), McEnaney (9), DARCY (10-L) and Bench  
 Tiant, Moret (8), Drago (9), WISE (12-W) and Fisk  
 HR—Lynn (1), Geronimo (2), Carbo (2), Fisk (2)  
 T—4:01; A—35,205

### Game 7

at BOSTON (Night) | Wednesday, October 22

	R	H	E
Cincinnati	0	0	0
Boston	0	0	0

Gullett, Billingham (5), CARROLL (7-W), McEnaney (9-SV) and Bench  
 Lee, Moret (7), Willoughby (7), BURTON (9-L), Cleveland (9) and Fisk  
 HR—Perez (3)  
 T—2:52; A—35,205

## 1975 World Series Statistics

Batter	AVG	G	AB	R	H	2B	3B	HR	RBI	GW	SH	SF	HB	BB	SO	SB	CS	E
Beniquez	.125	3	8	0	1	0	0	0	1	0	0	0	0	1	1	0	0	0
Burleson	.292	7	24	1	7	1	0	0	2	1	0	0	0	4	2	0	1	1
Carbo	.429	4	7	3	3	1	0	2	4	0	0	0	0	1	1	0	0	0
Cleveland	.000	3	2	0	0	0	0	0	0	0	0	0	0	0	2	0	0	0
Cooper	.053	5	19	0	1	1	0	0	1	0	0	1	0	0	3	0	0	0
Doyle	.267	7	30	3	8	1	1	0	0	0	1	0	0	2	1	0	0	3
Evans	.292	7	24	3	7	1	1	1	5	0	1	0	1	3	4	0	1	0
Fisk	.240	7	25	5	6	0	0	2	4	1	0	0	0	7	7	0	0	2
Griffin	.000	1	1	0	0	0	0	0	0	0	0	0	0	0	0	0	0	0
Lee	.167	2	6	0	1	0	0	0	0	0	0	0	0	0	3	0	0	0
Lynn	.280	7	25	3	7	1	0	1	5	0	0	1	0	3	5	0	0	0
Miller	.000	3	2	0	0	0	0	0	0	0	0	0	0	0	0	0	0	0
Montgomery	.000	1	1	0	0	0	0	0	0	0	0	0	0	0	0	0	0	0
Petrocelli	.308	7	26	3	8	1	0	0	4	0	0	0	0	3	6	0	0	0
Tiant	.250	3	8	2	2	0	0	0	0	1	0	0	0	2	4	0	0	0
Willoughby	—	3	0	0	0	0	0	0	0	1	0	0	0	0	0	0	0	0
Wise	.000	2	2	0	0	0	0	0	0	0	0	0	0	0	0	0	0	0
Yastrzemski	.310	7	29	7	9	0	0	0	4	1	0	1	0	4	1	0	0	0
<b>Red Sox</b>	<b>.251</b>	<b>7</b>	<b>239</b>	<b>30</b>	<b>60</b>	<b>7</b>	<b>2</b>	<b>6</b>	<b>30</b>	<b>3</b>	<b>4</b>	<b>3</b>	<b>1</b>	<b>30</b>	<b>40</b>	<b>0</b>	<b>2</b>	<b>6</b>
<b>Reds</b>	<b>.242</b>	<b>7</b>	<b>244</b>	<b>29</b>	<b>59</b>	<b>9</b>	<b>3</b>	<b>7</b>	<b>29</b>	<b>4</b>	<b>2</b>	<b>2</b>	<b>2</b>	<b>25</b>	<b>30</b>	<b>9</b>	<b>2</b>	<b>2</b>

Pitcher	W	L	ERA	G	GS	CG	SHO	SV	IP	H	R	ER	HR	HB	BB	SO	WP
Burton	0	1	9.00	2	0	0	0	0	1.0	1	1	1	0	0	3	0	0
Cleveland	0	1	6.75	3	1	0	0	0	6.2	7	5	5	2	0	3	5	0
Drago	0	1	2.25	2	0	0	0	0	4.0	3	1	1	0	1	1	1	0
Lee	0	0	3.14	2	2	0	0	0	14.1	12	5	5	1	0	3	7	0
Moret	0	0	0.00	3	0	0	0	0	1.2	2	0	0	0	0	3	1	0
Pole	0	0	—	1	0	0	0	0	0.0	0	1	1	0	0	2	0	0
Segui	0	0	0.00	1	0	0	0	0	1.0	0	0	0	0	0	0	0	0
Tiant	2	0	3.60	3	3	2	1	0	25.0	25	10	10	1	0	8	12	0
Willoughby	0	1	0.00	3	0	0	0	0	6.1	3	1	0	0	1	0	2	0
Wise	1	0	8.44	2	1	0	0	0	5.1	6	5	5	3	0	2	2	0
<b>Red Sox</b>	<b>3</b>	<b>4</b>	<b>3.86</b>	<b>7</b>	<b>7</b>	<b>2</b>	<b>1</b>	<b>0</b>	<b>65.1</b>	<b>59</b>	<b>29</b>	<b>28</b>	<b>7</b>	<b>2</b>	<b>25</b>	<b>30</b>	<b>0</b>
<b>Reds</b>	<b>4</b>	<b>3</b>	<b>3.88</b>	<b>7</b>	<b>7</b>	<b>0</b>	<b>0</b>	<b>2</b>	<b>65.0</b>	<b>60</b>	<b>30</b>	<b>28</b>	<b>6</b>	<b>1</b>	<b>30</b>	<b>40</b>	<b>3</b>

Red Sox in the Postseason

# Red Sox in the Postseason, Continued

## 1967 World Series

(Cardinals 4, Red Sox 3)

### Game 1 at BOSTON (Day) | Wednesday, October 4

	R	H	E
St. Louis	0	0	1
Boston	0	0	1

B. GIBSON (W) and McCarver  
SANTIAGO (L), Wyatt (8) and R. Gibson, Howard (9)  
HR—Santiago (1)  
T—2:22; A—34,796

### Game 2 at BOSTON (Day) | Thursday, October 5

	R	H	E
St. Louis	0	0	0
Boston	0	0	0

HUGHES (L), Willis (6), Hoerner (7), Lamabe (7) and McCarver  
LONBORG (W) and Howard  
HR—Yastrzemski 2 (2)  
T—2:24; A—35,188

### Game 3 at ST. LOUIS (Day) | Saturday, October 7

	R	H	E
Boston	0	0	0
St. Louis	1	2	0

BELL (L), Waslewski (3), Stange (6), Osinski (8) and Howard  
BRILES (W) and McCarver  
HR—Shannon (1), Smith (1)  
T—2:15; A—54,575

### Game 4 at ST. LOUIS (Day) | Sunday, October 8

	R	H	E
Boston	0	0	0
St. Louis	4	0	2

SANTIAGO (L), Bell (1), Stephenson (3), Morehead (5), Brett (8)  
and Howard, Ryan (5)  
B. GIBSON (W) and McCarver  
HR—None  
T—2:05; A—54,575

### Game 5 at ST. LOUIS (Day) | Monday, October 9

	R	H	E
Boston	0	0	1
St. Louis	0	0	0

LONBORG (W) and Howard  
CARLTON (L), Washburn (7), Willis (9), Lamabe (9) and McCarver  
HR—Maris (1)  
T—2:20; A—54,575

### Game 6 at BOSTON (Day) | Wednesday, October 11

	R	H	E
St. Louis	0	0	2
Boston	0	0	1

Hughes, Willis (4), Briles (5), LAMABE (7-L), Hoerner (7), Jaster (7),  
Washburn (7), Woodeshick (8) and McCarver  
Waslewski, WYATT (6-W), Bell (8-SV) and Howard  
HR—Petrolelli 2 (2), Yastrzemski (3), Smith (2), Brock (1)  
T—2:48; A—35,188

### Game 7 at BOSTON (Day) | Thursday, October 12

	R	H	E
St. Louis	0	0	2
Boston	0	0	0

B. GIBSON (W) and McCarver  
LONBORG (L), Santiago (7), Morehead (9), Osinski (9), Brett (9)  
and Howard, R. Gibson (9)  
HR—B. Gibson (1), Javier (1)  
T—2:23; A—35,188

## 1967 World Series Statistics

Batter	AVG	G	AB	R	H	2B	3B	HR	RBI	GW	SH	SF	HB	BB	SO	SB	CS	E
Adair	.125	5	16	0	2	0	0	0	0	1	0	0	1	0	3	1	0	0
Andrews	.308	5	13	2	4	0	0	0	1	0	2	0	0	0	1	0	0	0
Foy	.133	6	15	2	2	1	0	0	1	1	1	0	0	1	5	0	0	1
Gibson	.000	2	2	0	0	0	0	0	0	0	0	0	0	0	2	0	0	0
Harrelson	.077	4	13	0	1	0	0	0	1	1	0	0	0	1	3	0	0	0
Howard	.111	7	18	0	2	0	0	0	1	0	1	0	0	1	2	0	0	0
Jones	.389	6	18	2	7	0	0	0	1	0	0	0	0	1	3	0	0	0
Lonborg	.000	3	9	0	0	0	0	0	0	0	0	0	0	0	7	0	0	0
Petrocelli	.200	7	20	3	4	1	0	2	3	0	0	1	0	3	8	0	1	2
Ryan	.000	1	2	0	0	0	0	0	0	0	0	0	0	0	1	0	0	0
Santiago	.500	3	2	1	1	0	0	1	1	0	0	0	0	0	1	0	0	0
Scott	.231	7	26	3	6	1	1	0	0	0	0	0	0	3	6	0	0	0
Siebert	.333	3	3	0	1	0	0	0	1	0	0	0	0	0	0	0	0	0
Smith	.250	7	24	3	6	1	0	2	3	0	0	0	0	2	2	0	1	0
Tartabull	.154	7	13	1	2	0	0	0	0	0	0	0	0	1	2	0	0	0
Thomas	.000	2	2	0	0	0	0	0	0	0	0	0	0	0	1	0	0	0
Waslewski	.000	2	1	0	0	0	0	0	0	0	0	0	1	0	1	0	0	0
Yastrzemski	.400	7	25	4	10	2	0	3	5	1	0	0	1	4	1	0	1	0
<b>Red Sox</b>	<b>.216</b>	<b>7</b>	<b>222</b>	<b>21</b>	<b>48</b>	<b>6</b>	<b>1</b>	<b>8</b>	<b>19</b>	<b>3</b>	<b>4</b>	<b>2</b>	<b>2</b>	<b>17</b>	<b>49</b>	<b>1</b>	<b>3</b>	<b>4</b>
<b>Cardinals</b>	<b>.223</b>	<b>7</b>	<b>229</b>	<b>25</b>	<b>51</b>	<b>11</b>	<b>2</b>	<b>5</b>	<b>24</b>	<b>4</b>	<b>0</b>	<b>2</b>	<b>2</b>	<b>17</b>	<b>30</b>	<b>7</b>	<b>1</b>	<b>4</b>

Pitcher	W	L	ERA	G	GS	CG	SHO	SV	IP	H	R	ER	HR	HB	BB	SO	WP
Bell	0	1	5.06	3	1	0	0	1	5.1	8	3	3	1	0	1	1	0
Brett	0	0	0.00	2	0	0	0	0	1.1	0	0	0	0	0	1	1	0
Lonborg	2	1	2.63	3	3	2	1	0	24.0	14	8	7	3	0	2	11	1
Morehead	0	0	0.00	2	0	0	0	0	3.1	0	0	0	0	0	4	3	0
Osinski	0	0	6.75	2	0	0	0	0	1.1	2	1	1	0	0	0	0	0
Santiago	0	2	5.59	3	2	0	0	0	9.2	16	6	6	0	0	3	6	0
Stange	0	0	0.00	1	0	0	0	0	2.0	3	1	0	0	0	0	0	0
Stephenson	0	0	9.00	1	0	0	0	0	2.0	3	2	2	0	0	1	0	1
Waslewski	0	0	2.16	2	1	0	0	0	8.1	4	2	2	0	0	2	7	0
Wyatt	1	0	4.91	2	0	0	0	0	3.2	1	2	2	1	0	3	1	0
<b>Red Sox</b>	<b>3</b>	<b>4</b>	<b>3.39</b>	<b>7</b>	<b>7</b>	<b>2</b>	<b>1</b>	<b>1</b>	<b>61.0</b>	<b>51</b>	<b>25</b>	<b>23</b>	<b>5</b>	<b>0</b>	<b>17</b>	<b>30</b>	<b>2</b>
<b>Cardinals</b>	<b>4</b>	<b>3</b>	<b>2.66</b>	<b>7</b>	<b>7</b>	<b>4</b>	<b>1</b>	<b>0</b>	<b>61.0</b>	<b>48</b>	<b>21</b>	<b>18</b>	<b>8</b>	<b>2</b>	<b>17</b>	<b>49</b>	<b>2</b>

Red Sox in the  
Postseason

# Red Sox in the Postseason, Continued

## 1946 World Series

(Cardinals 4, Red Sox 3)

### Game 1

at ST. LOUIS (Day) | Sunday, October 6

	R	H	E
Boston	0	1	0
St. Louis	0	0	0

Hughson, JOHNSON (9-W) and H. Wagner, Partee (9)  
 POLLET (L) and Garagiola  
 HR—York (1)  
 T—2:39; A—36,218

### Game 2

at ST. LOUIS (Day) | Monday, October 7

	R	H	E
Boston	0	0	0
St. Louis	0	0	1

HARRIS (L), Dobson (8) and Partee, H. Wagner (6)  
 BRECHEEN (W) and Rice  
 HR—None  
 T—1:56; A—35,815

### Game 3

at BOSTON (Day) | Wednesday, October 9

	R	H	E
St. Louis	0	0	0
Boston	3	0	0

DICKSON (L), Wilks (8) and Garagiola  
 FERRISS (W) and H. Wagner  
 HR—York (2)  
 T—1:54; A—34,500

### Game 4

at BOSTON (Day) | Thursday, October 10

	R	H	E
St. Louis	0	3	3
Boston	0	0	0

MUNGER (W) and Garagiola  
 HUGHSON (L), Bagby (3), Zuber (6), Brown (8), Ryba (9), Dreisewerd (9) and H. Wagner  
 HR—Slaughter (1), Doerr (1)  
 T—2:31; A—35,645

### Game 5

at BOSTON (Day) | Friday, October 11

	R	H	E
St. Louis	0	1	0
Boston	1	1	0

Pollet, BRAZLE (L), Beazley (8) and Garagiola  
 DOBSON (W) and Partee  
 HR—Culberson (1)  
 T—2:23; A—35,982

### Game 6

at ST. LOUIS (Day) | Sunday, October 13

	R	H	E
Boston	0	0	0
St. Louis	0	0	3

HARRIS (L), Hughson (3), Johnson (8) and Partee  
 BRECHEEN (W) and Rice  
 HR—None  
 T—1:56; A—35,768

### Game 7

at ST. LOUIS (Day) | Tuesday, October 15

	R	H	E
Boston	1	0	0
St. Louis	0	1	0

Ferriss, Dobson (5), KLINGER (8-1), Johnson (8) and H. Wagner, Partee (8)  
 Dickson, BRECHEEN (8-W) and Garagiola, Rice (8)  
 HR—None  
 T—2:17; A—36,143

## 1946 World Series Statistics

Batter	AVG	G	AB	R	H	2B	3B	HR	RBI	GW	SH	SF	HB	BB	SO	SB	CS	E
Bagby Jr.	.000	1	1	0	0	0	0	0	0	0	0	0	0	0	0	0	0	0
Campbell	—	1	0	0	0	0	0	0	0	0	0	0	0	0	0	0	0	0
Culberson	.222	5	9	1	2	0	0	1	1	0	0	0	0	1	2	1	0	0
DiMaggio	.259	7	27	2	7	3	0	0	3	0	1	0	0	2	2	0	0	0
Dobson	.000	3	3	0	0	0	0	0	0	0	1	0	0	0	2	0	0	0
Doerr	.409	6	22	1	9	1	0	1	3	0	0	0	0	2	2	0	0	0
Ferriss	.000	2	6	0	0	0	0	0	0	0	0	0	0	0	1	0	0	0
Gutteridge	.400	3	5	1	2	0	0	0	1	1	0	0	0	0	0	0	0	0
Harris	.333	2	3	0	1	0	0	0	0	0	0	0	0	0	1	0	0	0
Higgins	.208	7	24	1	5	1	0	0	2	0	0	0	0	2	0	0	0	2
Hughson	.333	3	3	0	1	0	0	0	0	0	0	0	0	1	0	0	0	1
Johnson	.000	3	1	0	0	0	0	0	0	0	0	0	0	0	0	0	0	0
McBride	.167	5	12	0	2	0	0	0	1	0	0	0	0	0	1	0	0	1
Metkovich	.500	2	2	1	1	1	0	0	0	0	0	0	0	0	0	0	0	0
Moses	.417	4	12	1	5	0	0	0	0	0	0	0	0	1	2	0	0	0
Partee	.100	5	10	1	1	0	0	0	1	0	0	0	0	1	2	0	0	0
Pesky	.233	7	30	2	7	0	0	0	0	0	0	0	0	1	3	1	1	4
Russell	1.000	2	2	1	2	0	0	0	0	0	0	0	0	0	0	0	0	0
Wagner	.000	5	13	0	0	0	0	0	0	0	1	0	0	0	1	0	0	0
Williams	.200	7	25	2	5	0	0	0	1	0	0	0	0	5	5	0	0	0
York	.261	7	23	6	6	1	1	2	5	2	0	0	1	6	4	0	0	1
<b>Red Sox</b>	<b>.240</b>	<b>7</b>	<b>233</b>	<b>20</b>	<b>56</b>	<b>7</b>	<b>1</b>	<b>4</b>	<b>18</b>	<b>3</b>	<b>3</b>	<b>0</b>	<b>1</b>	<b>22</b>	<b>28</b>	<b>2</b>	<b>1</b>	<b>10</b>
<b>Cardinals</b>	<b>.259</b>	<b>7</b>	<b>232</b>	<b>28</b>	<b>60</b>	<b>19</b>	<b>2</b>	<b>1</b>	<b>27</b>	<b>4</b>	<b>8</b>	<b>0</b>	<b>2</b>	<b>19</b>	<b>30</b>	<b>3</b>	<b>3</b>	<b>4</b>

Red Sox in the Postseason

# Red Sox in the Postseason, Continued

## 1946 World Series Statistics (Cont.)

Pitcher	W	L	ERA	G	GS	CG	SHO	SV	IP	H	R	ER	HR	HB	BB	SO	WP
Bagby Jr.	0	0	3.00	1	0	0	0	0	3.0	6	1	1	0	0	1	1	0
Brown	0	0	27.00	1	0	0	0	0	1.0	4	3	3	0	0	1	0	0
Dobson	1	0	0.00	3	1	1	0	0	12.2	4	3	0	0	1	3	10	0
Dreisewerd	0	0	0.00	1	0	0	0	0	0.1	0	0	0	0	0	0	0	0
Ferriss	1	0	2.03	2	2	1	1	0	13.1	13	3	3	0	0	2	4	0
Harris	0	2	3.72	2	2	0	0	0	9.2	11	6	4	0	0	4	5	0
Hughson	0	1	3.14	3	2	0	0	0	14.1	14	8	5	1	1	3	8	0
Johnson	1	0	2.70	3	0	0	0	0	3.1	1	1	1	0	0	2	1	0
Klinger	0	1	13.50	1	0	0	0	0	0.2	2	1	1	0	0	1	0	0
Ryba	0	0	13.50	1	0	0	0	0	0.2	2	1	1	0	0	1	0	0
Zuber	0	0	4.50	1	0	0	0	0	2.0	3	1	1	0	0	1	1	0
<b>Red Sox</b>	<b>3</b>	<b>4</b>	<b>2.95</b>	<b>7</b>	<b>7</b>	<b>2</b>	<b>1</b>	<b>0</b>	<b>61.0</b>	<b>60</b>	<b>28</b>	<b>20</b>	<b>1</b>	<b>2</b>	<b>19</b>	<b>30</b>	<b>0</b>
<b>Cardinals</b>	<b>4</b>	<b>3</b>	<b>2.32</b>	<b>7</b>	<b>7</b>	<b>4</b>	<b>1</b>	<b>0</b>	<b>62.0</b>	<b>56</b>	<b>20</b>	<b>16</b>	<b>4</b>	<b>1</b>	<b>22</b>	<b>28</b>	<b>1</b>

## 1918 World Series

(Red Sox 4, Cubs 2)

### Game 1

at CHICAGO (Day) | Thursday, September 5

	R	H	E
Boston	0	0	0
Chicago	0	0	0

RUTH (W) and Agnew  
VAUGHN (L) and Killefer  
HR—None  
T—1:50; A—19,274

### Game 2

at CHICAGO (Day) | Friday, September 6

	R	H	E
Boston	0	0	0
Chicago	0	3	0

BUSH (L) and Agnew, Schang (8)  
TYLER (W) and Killefer  
HR—None  
T—1:58; A—20,040

### Game 3

at CHICAGO (Day) | Saturday, September 7

	R	H	E
Boston	0	0	0
Chicago	0	0	0

MAYS (W) and Schang  
VAUGHN (L) and Killefer  
HR—None  
T—1:57; A—27,054

### Game 4

at BOSTON (Day) | Monday, September 9

	R	H	E
Chicago	0	0	0
Boston	0	0	0

Tyler, DOUGLAS (8-L) and Killefer  
RUTH (W), Bush (9-SV) and Agnew, Schang (8)  
HR—None  
T—1:50; A—22,183

### Game 5

at BOSTON (Day) | Tuesday, September 10

	R	H	E
Chicago	0	0	1
Boston	0	0	0

VAUGHN (W) and Killefer  
JONES (L) and Agnew, Schang (9)  
HR—None  
T—1:42; A—24,694

### Game 6

at BOSTON (Day) | Wednesday, September 11

	R	H	E
Chicago	0	0	0
Boston	0	2	0

TYLER (L), Hendrix (8) and Killefer, O'Farrell (8)  
MAYS (W) and Schang  
HR—None  
T—1:46; A—15,238

## 1918 World Series Statistics

Batter	AVG	G	AB	R	H	2B	3B	HR	RBI	GW	SH	SF	HB	BB	SO	SB	CS	E
Agnew	.000	4	9	0	0	0	0	0	0	0	0	0	0	0	0	0	0	0
Bush	.000	2	2	0	0	0	0	0	0	0	0	0	0	1	0	0	0	0
Dubuc	.000	1	1	0	0	0	0	0	0	0	0	0	0	1	0	0	0	0
Hooper	.200	6	20	0	4	0	0	0	0	0	2	0	0	2	2	0	2	0
Jones	.000	1	1	0	0	0	0	0	0	0	0	0	0	1	0	0	0	0
Mays	.200	2	5	1	1	0	0	0	0	0	0	0	0	1	0	0	0	0
McInnis	.250	6	20	2	5	0	0	0	1	1	1	0	0	1	1	0	0	0
Miller	.000	1	1	0	0	0	0	0	0	0	0	0	0	0	0	0	0	0
Ruth	.200	3	5	0	1	0	1	0	2	0	1	0	0	0	2	0	0	0
Schang	.444	5	9	1	4	0	0	0	1	1	0	0	0	2	3	1	1	0
Scott	.100	6	20	0	2	0	0	0	1	0	1	0	0	1	1	0	0	0
Shean	.211	6	19	2	4	1	0	0	0	0	1	0	0	4	3	1	0	0
Strunk	.174	6	23	1	4	1	1	0	0	0	1	0	0	0	5	0	1	0
Thomas	.118	6	17	0	2	0	0	0	0	0	1	0	0	1	2	0	0	0
Whiteman	.250	6	20	2	5	0	1	0	1	0	0	0	1	2	1	1	0	1
<b>Red Sox</b>	<b>.186</b>	<b>6</b>	<b>172</b>	<b>9</b>	<b>32</b>	<b>2</b>	<b>3</b>	<b>0</b>	<b>6</b>	<b>2</b>	<b>8</b>	<b>0</b>	<b>1</b>	<b>16</b>	<b>21</b>	<b>3</b>	<b>4</b>	<b>1</b>
<b>Cubs</b>	<b>.210</b>	<b>6</b>	<b>176</b>	<b>10</b>	<b>37</b>	<b>5</b>	<b>1</b>	<b>0</b>	<b>10</b>	<b>2</b>	<b>4</b>	<b>0</b>	<b>2</b>	<b>18</b>	<b>14</b>	<b>3</b>	<b>5</b>	<b>5</b>

Pitcher	W	L	ERA	G	GS	CG	SHO	SV	IP	H	R	ER	HR	HB	BB	SO	WP
Bush	0	1	3.00	2	1	1	0	0	9.0	7	3	3	0	0	3	0	0
Jones	0	1	3.00	1	1	1	0	0	9.0	7	3	3	0	0	5	5	0
Mays	2	0	1.00	2	2	2	0	0	18.0	10	2	2	0	0	1	3	5
Ruth	2	0	1.06	2	2	1	1	0	17.0	13	2	2	0	1	7	4	1
<b>Red Sox</b>	<b>4</b>	<b>2</b>	<b>1.70</b>	<b>6</b>	<b>6</b>	<b>5</b>	<b>1</b>	<b>1</b>	<b>53.0</b>	<b>37</b>	<b>10</b>	<b>10</b>	<b>0</b>	<b>2</b>	<b>18</b>	<b>14</b>	<b>1</b>
<b>Cubs</b>	<b>2</b>	<b>4</b>	<b>1.04</b>	<b>6</b>	<b>6</b>	<b>4</b>	<b>1</b>	<b>0</b>	<b>52.0</b>	<b>32</b>	<b>9</b>	<b>6</b>	<b>0</b>	<b>1</b>	<b>16</b>	<b>21</b>	<b>0</b>

Red Sox in the Postseason

# Red Sox in the Postseason, Continued

## 1916 World Series

(Red Sox 4, Brooklyn Robins 1)

### Game 1 at BOSTON, Braves Field (Day) | Saturday, October 7

Brooklyn	0	0	0	1	0	0	0	0	4	R	H	E
Boston	0	0	1	0	1	0	3	1	x	6	8	1

MARQUARD (L), Pfeffer (8) and Meyers  
SHORE (W), Mays (9) and Cady, Thomas (9)  
HR—None  
T—2:16; A—36,117

### Game 2 at BOSTON, Braves Field (Day) | Monday, October 9

Brooklyn	1	0	0	0	0	0	0	0	0	R	H	E
Boston	0	0	1	0	0	0	0	0	0	1	6	2

S. SMITH (L) and Meyers  
RUTH (W) and Thomas  
HR—Myers (1)  
T—2:32; A—41,373

### Game 3 at BROOKLYN (Day) | Tuesday, October 10

Boston	0	0	0	0	0	2	1	0	0	R	H	E
Brooklyn	0	0	1	1	2	0	0	0	x	4	10	0

MAYS (L), Foster (6) and Thomas  
COOMBS (W), Pfeffer (7) and Miller  
HR—Gardner (1)  
T—2:01; A—21,087

### Game 4 at BROOKLYN (Day) | Wednesday, October 11

Boston	0	3	0	1	1	0	1	0	0	R	H	E
Brooklyn	2	0	0	0	0	0	0	0	0	2	5	4

LEONARD (W) and Carrigan  
MARQUARD (L), Cheney (5), Rucker (8) and Meyers  
HR—Gardner (2)  
T—2:30; A—21,662

### Game 5 at BOSTON, Braves Field (Day) | Thursday, October 12

Brooklyn	0	1	0	0	0	0	0	0	0	R	H	E
Boston	0	1	2	0	1	0	0	0	x	4	7	2

PFEFFER (L), Dell (8) and Meyers  
SHORE (W) and Cady  
HR—None  
T—1:43; A—42,620

## 1916 World Series Statistics

Batter	AVG	G	AB	R	H	2B	3B	HR	RBI	GW	SH	SF	HB	BB	SO	SB	CS	E
Cady	.250	2	4	1	1	0	0	0	0	0	0	0	0	3	0	0	0	0
Carrigan	.667	1	3	0	2	0	0	0	1	0	1	0	0	0	1	0	1	0
Foster	.000	1	1	0	0	0	0	0	0	0	0	0	0	0	1	0	0	0
Gainer	1.000	1	1	0	1	0	0	0	1	1	0	0	0	0	0	0	0	0
Gardner	.176	5	17	2	3	0	0	2	6	1	1	1	0	0	2	0	0	2
Henriksen	—	1	0	1	0	0	0	0	0	0	0	0	0	1	0	0	0	0
Hoblitzell	.235	5	17	3	4	1	1	0	2	0	0	0	0	6	0	0	0	0
Hooper	.333	5	21	6	7	1	1	0	1	0	0	0	0	3	1	1	2	0
Janvrin	.217	5	23	2	5	3	0	0	1	0	1	0	0	0	6	0	1	2
Leonard	.000	1	3	0	0	0	0	0	0	0	0	0	0	1	3	0	0	0
Lewis	.353	5	17	3	6	2	1	0	1	0	4	0	0	2	1	0	0	0
Mays	.000	2	1	0	0	0	0	0	0	0	0	0	0	0	1	0	0	0
McNally	—	1	0	1	0	0	0	0	0	0	0	0	0	0	0	0	0	0
Ruth	.000	1	5	0	0	0	0	0	1	0	0	0	0	0	2	0	0	0
Scott	.125	5	16	1	2	0	1	0	1	0	1	1	0	1	1	0	0	2
Shore	.000	2	7	0	0	0	0	0	0	0	0	0	0	0	2	0	0	0
Shorten	.571	2	7	0	4	0	0	0	2	0	1	0	0	0	1	0	0	2
Thomas	.143	3	7	0	1	0	1	0	0	0	1	0	0	0	1	0	0	0
Walker	.273	3	11	1	3	0	1	0	1	1	0	0	0	1	2	0	1	0
Walsh	.000	1	3	0	0	0	0	0	0	0	0	0	0	0	0	0	0	0
<b>Red Sox</b>	<b>.238</b>	<b>5</b>	<b>164</b>	<b>21</b>	<b>39</b>	<b>7</b>	<b>6</b>	<b>2</b>	<b>18</b>	<b>3</b>	<b>10</b>	<b>2</b>	<b>0</b>	<b>18</b>	<b>25</b>	<b>1</b>	<b>7</b>	<b>6</b>
<b>Robins</b>	<b>.200</b>	<b>5</b>	<b>170</b>	<b>13</b>	<b>34</b>	<b>2</b>	<b>5</b>	<b>1</b>	<b>11</b>	<b>1</b>	<b>6</b>	<b>0</b>	<b>2</b>	<b>14</b>	<b>19</b>	<b>1</b>	<b>3</b>	<b>13</b>

Pitcher	W	L	ERA	G	GS	CG	SHO	SV	IP	H	R	ER	HR	HB	BB	SO	WP
Foster	0	0	0.00	1	0	0	0	0	3.0	3	0	0	0	0	0	1	0
Leonard	1	0	1.00	1	1	1	0	0	9.0	5	2	1	0	0	4	3	1
Mays	0	1	5.06	2	1	0	0	1	5.1	8	4	3	0	1	3	2	0
Ruth	1	0	0.64	1	1	1	0	0	14.0	6	1	1	1	0	3	4	0
Shore	2	0	1.53	2	2	1	0	0	17.2	12	6	3	0	1	4	9	0
<b>Red Sox</b>	<b>4</b>	<b>1</b>	<b>1.47</b>	<b>5</b>	<b>5</b>	<b>3</b>	<b>0</b>	<b>1</b>	<b>49.0</b>	<b>34</b>	<b>13</b>	<b>8</b>	<b>1</b>	<b>2</b>	<b>14</b>	<b>19</b>	<b>1</b>
<b>Robins</b>	<b>1</b>	<b>4</b>	<b>2.85</b>	<b>5</b>	<b>5</b>	<b>1</b>	<b>0</b>	<b>1</b>	<b>47.1</b>	<b>39</b>	<b>21</b>	<b>15</b>	<b>2</b>	<b>0</b>	<b>18</b>	<b>25</b>	<b>2</b>

Red Sox in the Postseason



# Red Sox in the Postseason, Continued

## 1915 World Series

(Red Sox 4, Phillies 1)

### Game 1 at PHILADELPHIA (Day) | Friday, October 8

Boston	0	0	0	0	0	0	1	0	R	H	E
Philadelphia	0	0	0	1	0	0	2	x	3	5	1

SHORE (L) and Cady  
ALEXANDER (W) and Burns  
HR—None  
T—1:58; A—19,343

### Game 2 at PHILADELPHIA (Day) | Saturday, October 9

Boston	1	0	0	0	0	0	0	1	R	H	E
Philadelphia	0	0	0	1	0	0	0	0	1	3	1

FOSTER (W) and Thomas, Cady (7)  
MAYER (L) and Burns  
HR—None  
T—2:05; A—20,306

### Game 3 at BOSTON, Braves Field (Day) | Monday, October 11

Philadelphia	0	0	1	0	0	0	0	0	R	H	E
Boston	0	0	0	1	0	0	0	1	2	6	0

ALEXANDER (L) and Burns  
LEONARD (W) and Carrigan  
HR—None  
T—1:48; A—42,300

### Game 4 at BOSTON, Braves Field (Day) | Tuesday, October 12

Philadelphia	0	0	0	0	0	0	0	1	0	R	H	E
Boston	0	0	1	0	0	1	0	0	x	2	8	1

CHALMERS (L) and Burns  
SHORE (W) and Cady  
HR—None  
T—2:05; A—41,096

### Game 5 at PHILADELPHIA (Day) | Wednesday, October 13

Boston	0	1	1	0	0	0	0	2	1	R	H	E
Philadelphia	2	0	0	2	0	0	0	0	0	4	9	1

FOSTER (W) and Thomas, Cady (6)  
Mayer, RIXEY (3-L) and Burns  
HR—Hooper 2 (2), Lewis (1), Luderus (1)  
T—2:15; A—20,306

## 1915 World Series Statistics

Batter	AVG	G	AB	R	H	2B	3B	HR	RBI	GW	SH	SF	HB	BB	SO	SB	CS	E
Barry	.176	5	17	1	3	0	0	0	1	0	0	0	0	1	2	0	0	1
Cady	.333	4	6	0	2	0	0	0	0	0	1	0	0	1	2	0	0	0
Carrigan	.000	1	2	0	0	0	0	0	0	0	0	0	0	1	1	0	0	0
Foster	.500	2	8	0	4	1	0	0	1	1	0	0	0	0	2	0	0	0
Gainer	.333	1	3	1	1	0	0	0	0	0	0	0	0	0	0	0	0	0
Gardner	.235	5	17	2	4	0	1	0	0	0	1	0	0	1	0	0	0	0
Henriksen	.000	2	2	0	0	0	0	0	0	0	0	0	0	0	0	0	0	0
Hoblitzell	.313	5	16	1	5	0	0	0	1	0	0	1	0	0	1	1	1	1
Hooper	.350	5	20	4	7	0	0	2	3	2	0	0	1	2	4	0	0	1
Janvrin	.000	1	1	0	0	0	0	0	0	0	0	0	0	0	0	0	0	0
Leonard	.000	1	3	0	0	0	0	0	0	0	0	0	0	0	2	0	0	0
Lewis	.444	5	18	1	8	1	0	1	5	1	1	0	0	1	4	0	1	0
Ruth	.000	1	1	0	0	0	0	0	0	0	0	0	0	0	0	0	0	0
Scott	.056	5	18	0	1	0	0	0	0	0	2	0	0	0	3	0	0	0
Shore	.200	2	5	0	1	0	0	0	0	0	1	0	0	0	3	0	0	1
Speaker	.294	5	17	2	5	0	1	0	0	0	0	0	0	4	1	0	3	0
Thomas	.200	2	5	0	1	0	0	0	0	0	0	0	0	0	0	0	0	0
<b>Red Sox</b>	<b>.264</b>	<b>5</b>	<b>159</b>	<b>12</b>	<b>42</b>	<b>2</b>	<b>2</b>	<b>3</b>	<b>11</b>	<b>4</b>	<b>6</b>	<b>1</b>	<b>1</b>	<b>11</b>	<b>25</b>	<b>1</b>	<b>5</b>	<b>4</b>
<b>Phillies</b>	<b>.182</b>	<b>5</b>	<b>148</b>	<b>10</b>	<b>27</b>	<b>4</b>	<b>1</b>	<b>1</b>	<b>9</b>	<b>1</b>	<b>5</b>	<b>0</b>	<b>2</b>	<b>10</b>	<b>25</b>	<b>2</b>	<b>6</b>	<b>3</b>
Pitcher	W	L	ERA	G	GS	CG	SHO	SV	IP	H	R	ER	HR	HB	BB	SO	WP	
Foster	2	0	2.00	2	2	2	0	0	18.0	12	5	4	1	2	2	13	0	
Leonard	1	0	1.00	1	1	1	0	0	9.0	3	1	1	0	0	6	0		
Shore	1	1	2.12	2	2	2	0	0	17.0	12	4	4	0	0	8	6	0	
<b>Red Sox</b>	<b>4</b>	<b>1</b>	<b>1.84</b>	<b>5</b>	<b>5</b>	<b>5</b>	<b>0</b>	<b>0</b>	<b>44.0</b>	<b>27</b>	<b>10</b>	<b>9</b>	<b>1</b>	<b>2</b>	<b>10</b>	<b>25</b>	<b>0</b>	
<b>Phillies</b>	<b>1</b>	<b>4</b>	<b>2.27</b>	<b>5</b>	<b>5</b>	<b>4</b>	<b>0</b>	<b>0</b>	<b>43.2</b>	<b>42</b>	<b>12</b>	<b>11</b>	<b>3</b>	<b>1</b>	<b>11</b>	<b>25</b>	<b>0</b>	

Red Sox in the  
Postseason

# Red Sox in the Postseason, Continued

## 1912 World Series

(Red Sox 4, New York Giants 3)

### Game 1

at **NEW YORK (Day)** | Tuesday, October 8

	R	H	E
Boston	0	0	0
New York	0	0	2

WOOD (W) and Cady  
 TESREAU (L), Crandall (8) and Meyers  
 HR—None  
 T—2:10; A—35,730

### Game 2

at **BOSTON, Fenway Park (Day)** | Wednesday, October 9

	R	H	E
New York	0	1	0
Boston	3	0	0

Mathewson and Meyers, Wilson (10)  
 Collins, Hall (8), Bedient (11) and Carrigan  
 HR—None  
 T—2:38; A—30,148 (Game called at end of 11th inning due to darkness)

### Game 3

at **BOSTON, Fenway Park (Day)** | Thursday, October 10

	R	H	E
New York	0	1	0
Boston	0	0	0

MARQUARD (W) and Meyers  
 O'BRIEN (L), Bedient (9) and Carrigan, Cady (9)  
 HR—None  
 T—2:16; A—34,624

### Game 4

at **NEW YORK (Day)** | Friday, October 11

	R	H	E
Boston	0	1	0
New York	0	0	0

WOOD (W) and Cady  
 TESREAU (L), Ames (8) and Meyers  
 HR—None  
 T—2:06; A—36,502

### Game 5

at **BOSTON, Fenway Park (Day)** | Saturday, October 12

	R	H	E
New York	0	0	0
Boston	0	0	2

MATHEWSON (L) and Meyers  
 BEDIENT (W) and Cady  
 HR—None  
 T—1:43; A—34,683

### Game 6

at **NEW YORK (Day)** | Monday, October 14

	R	H	E
Boston	0	2	0
New York	5	0	0

O'BRIEN (L), Collins (2) and Cady  
 MARQUARD (W) and Meyers  
 HR—None  
 T—1:58; A—30,622

### Game 7

at **BOSTON, Fenway Park (Day)** | Tuesday, October 15

	R	H	E
New York	6	1	0
Boston	0	1	0

TESREAU (W) and Meyers, Wilson (7)  
 WOOD (L), Hall (2) and Cady  
 HR—Doyle (1), Gardner (1)  
 T—2:21; A—32,694

### Game 8

at **BOSTON, Fenway Park (Day)** | Wednesday, October 16

	R	H	E
New York	0	0	0
Boston	0	0	0

MATHEWSON (L) and Meyers  
 Bedient, WOOD (8-W) and Cady  
 HR—None  
 T—2:39; A—17,034

## 1912 World Series Statistics

Batter	AVG	G	AB	R	H	2B	3B	HR	RBI	GW	SH	SF	HB	BB	SO	SB	CS	E
Ball	.000	1	1	0	0	0	0	0	0	0	0	0	0	0	1	0	0	0
Bedient	.000	4	6	0	0	0	0	0	0	0	0	0	0	0	0	0	0	0
Cady	.136	7	22	1	3	0	0	0	1	0	1	0	0	0	3	0	0	1
Carrigan	.000	2	7	0	0	0	0	0	0	0	0	0	0	0	0	0	0	0
Collins	.000	2	5	0	0	0	0	0	0	0	0	0	0	0	2	0	0	0
Engle	.333	3	3	1	1	1	0	0	2	0	0	0	0	0	0	0	0	0
Gardner	.179	8	28	4	5	2	1	1	5	1	2	1	1	2	5	0	0	4
Hall	.750	2	4	0	3	1	0	0	0	0	0	0	0	1	0	0	0	1
Henriksen	1.000	2	1	0	1	1	0	0	1	0	0	0	0	0	0	0	0	0
Hooper	.290	8	31	3	9	2	1	0	2	0	1	1	0	4	4	2	1	0
Lewis	.188	8	32	4	6	3	0	0	1	0	0	0	0	2	2	0	0	1
O'Brien	.000	2	2	0	0	0	0	0	0	0	0	0	0	0	2	0	0	0
Speaker	.300	8	30	4	9	1	2	0	2	0	0	0	0	4	2	1	1	2
Stahl	.250	8	32	3	8	2	0	0	2	0	1	0	0	0	6	2	2	1
Wagner	.167	8	30	1	5	1	0	0	0	0	0	0	0	3	6	1	0	3
Wood	.286	4	7	1	2	0	0	0	1	0	0	0	0	1	0	0	0	0
Yerkes	.250	8	32	3	8	0	2	0	4	2	1	0	0	2	3	0	0	1
<b>Red Sox</b>	<b>.220</b>	<b>8</b>	<b>273</b>	<b>25</b>	<b>60</b>	<b>14</b>	<b>6</b>	<b>1</b>	<b>21</b>	<b>3</b>	<b>6</b>	<b>2</b>	<b>1</b>	<b>19</b>	<b>36</b>	<b>6</b>	<b>4</b>	<b>14</b>
<b>Giants</b>	<b>.270</b>	<b>8</b>	<b>274</b>	<b>31</b>	<b>74</b>	<b>14</b>	<b>4</b>	<b>1</b>	<b>25</b>	<b>2</b>	<b>4</b>	<b>3</b>	<b>3</b>	<b>22</b>	<b>39</b>	<b>12</b>	<b>10</b>	<b>16</b>

Pitcher	W	L	ERA	G	GS	CG	SHO	SV	IP	H	R	ER	HR	HB	BB	SO	WP
Bedient	1	0	0.50	4	2	1	0	0	18.0	10	2	1	0	2	7	7	0
Collins	0	0	1.88	2	1	0	0	0	14.1	14	5	3	0	0	0	6	0
Hall	0	0	3.38	2	0	0	0	0	10.2	11	6	4	1	0	9	1	0
O'Brien	0	2	5.00	2	2	0	0	0	9.0	12	7	5	0	0	3	4	0
Wood	3	1	3.68	4	3	2	0	0	22.0	27	11	9	0	1	3	21	0
<b>Red Sox</b>	<b>4</b>	<b>3</b>	<b>2.68</b>	<b>8</b>	<b>8</b>	<b>3</b>	<b>0</b>	<b>0</b>	<b>74.0</b>	<b>74</b>	<b>31</b>	<b>22</b>	<b>1</b>	<b>3</b>	<b>22</b>	<b>39</b>	<b>0</b>
<b>Giants</b>	<b>3</b>	<b>4</b>	<b>1.71</b>	<b>8</b>	<b>8</b>	<b>6</b>	<b>0</b>	<b>0</b>	<b>73.2</b>	<b>60</b>	<b>25</b>	<b>14</b>	<b>1</b>	<b>1</b>	<b>19</b>	<b>36</b>	<b>3</b>

Red Sox in the Postseason

# Red Sox in the Postseason, Continued

## 1903 World Series

(Boston Americans 5, Pirates 3)

### Game 1 at BOSTON, Huntington Ave. Grounds (Day) Thursday, October 1

	R	H	E
Pittsburg	4	0	1
Boston	0	0	0

PHILLIPPE (W) and Phelps  
YOUNG (L) and Criger  
HR—Sebring (1)  
T—1:55; A—16,242

### Game 2 at BOSTON, Huntington Ave. Grounds (Day) Friday, October 2

	R	H	E
Pittsburg	0	0	0
Boston	2	0	0

LEEVEY (L), Veil (2) and Smith  
Dinneen (W) and Criger  
HR—Dougherty 2 (2)  
T—1:47; A—9,415

### Game 3 at BOSTON, Huntington Ave. Grounds (Day) Saturday, October 3

	R	H	E
Pittsburg	0	1	2
Boston	0	0	0

PHILLIPPE (W) and Phelps  
HUGHES (L), Young (3) and Criger  
HR—None  
T—1:50; A—18,801

### Game 4 at PITTSBURG (Day) | Tuesday, October 6

	R	H	E
Boston	0	0	0
Pittsburg	1	0	0

Dinneen (L) and Criger  
PHILLIPPE (W) and Phelps  
HR—None  
T—1:30; A—7,600

### Game 5 at PITTSBURG (Day) | Wednesday, October 7

	R	H	E
Boston	0	0	0
Pittsburg	0	0	0

YOUNG (W) and Criger  
KENNEDY (L), Thompson (8) and Phelps  
HR—None  
T—2:00; A—12,322

### Game 6 at PITTSBURG (Day) | Thursday, October 8

	R	H	E
Boston	0	0	3
Pittsburg	0	0	0

DINNEEN (W) and Criger  
LEEVEY (L) and Phelps  
HR—None  
T—2:02; A—11,556

### Game 7 at PITTSBURG (Day) | Saturday, October 10

	R	H	E
Boston	2	0	0
Pittsburg	0	0	0

PHILLIPPE (L) and Phelps  
YOUNG (W) and Criger  
HR—None  
T—1:45; A—17,038

### Game 8 at BOSTON, Huntington Ave. Grounds (Day) Tuesday, October 13

	R	H	E
Pittsburg	0	0	0
Boston	0	0	0

PHILLIPPE (L) and Phelps  
Dinneen (W) and Criger  
HR—None  
T—1:35; A—7,455

## 1903 World Series Statistics

Batter	AVG	G	AB	R	H	2B	3B	HR	RBI	GW	SH	SF	HB	BB	SO	SB	CS	E
Collins	.250	8	36	5	9	1	2	0	1	1	0	0	0	1	1	3	0	1
Criger	.231	8	26	1	6	0	0	0	4	0	1	0	0	2	3	0	0	3
Dinneen	.182	4	11	1	2	0	0	0	0	0	1	0	0	2	2	0	0	0
Dougherty	.235	8	34	3	8	0	2	2	5	1	0	0	1	2	6	0	0	1
Farrell	.000	2	2	0	0	0	0	0	1	0	0	0	0	0	0	0	0	0
Ferrell	.290	8	31	3	9	0	1	0	5	1	1	0	1	0	6	0	0	2
Freeman	.281	8	32	6	9	0	3	0	4	0	0	0	0	2	2	0	1	0
LaChance	.222	8	27	5	6	2	1	0	4	1	3	0	0	3	2	0	0	3
O'Brien	.000	2	2	0	0	0	0	0	0	0	0	0	0	0	1	0	0	0
Parent	.281	8	32	8	9	0	3	0	4	0	0	0	1	1	1	0	0	3
Stahl	.303	8	33	6	10	1	3	0	3	1	0	0	0	1	2	2	1	0
Young	.133	4	15	1	2	0	1	0	3	0	0	0	0	0	3	0	0	1
<b>Red Sox</b>	<b>.249</b>	<b>8</b>	<b>281</b>	<b>39</b>	<b>70</b>	<b>4</b>	<b>16</b>	<b>2</b>	<b>34</b>	<b>5</b>	<b>6</b>	<b>0</b>	<b>3</b>	<b>14</b>	<b>29</b>	<b>5</b>	<b>2</b>	<b>14</b>
<b>Pirates</b>	<b>.237</b>	<b>8</b>	<b>270</b>	<b>24</b>	<b>64</b>	<b>7</b>	<b>9</b>	<b>1</b>	<b>22</b>	<b>3</b>	<b>3</b>	<b>0</b>	<b>1</b>	<b>14</b>	<b>45</b>	<b>9</b>	<b>4</b>	<b>19</b>
Pitcher	W	L	ERA	G	GS	CG	SHO	SV	IP	H	R	ER	HR	HB	BB	SO	WP	
Dinneen	3	1	2.06	4	4	4	2	0	35.0	29	8	8	0	0	8	28	0	
Hughes	0	1	9.00	1	1	0	0	0	2.0	4	2	2	0	0	2	0	0	
Young	2	1	1.85	4	3	3	0	0	34.0	31	14	7	1	1	4	17	0	
<b>Red Sox</b>	<b>5</b>	<b>3</b>	<b>2.15</b>	<b>8</b>	<b>8</b>	<b>7</b>	<b>2</b>	<b>0</b>	<b>71.0</b>	<b>64</b>	<b>24</b>	<b>17</b>	<b>1</b>	<b>1</b>	<b>14</b>	<b>45</b>	<b>0</b>	
<b>Pirates</b>	<b>3</b>	<b>5</b>	<b>3.34</b>	<b>8</b>	<b>8</b>	<b>6</b>	<b>0</b>	<b>0</b>	<b>70.0</b>	<b>70</b>	<b>39</b>	<b>26</b>	<b>2</b>	<b>3</b>	<b>14</b>	<b>29</b>	<b>1</b>	

Red Sox in the Postseason

## Red Sox in the Postseason, Continued

### RED SOX CAREER POSTSEASON RECORDS

(Totals Include Division Series, AL Championship Series and World Series)

#### Individual Batting

Most Series Played.....	15, David Ortiz (2003, 2004, 2005, 2007, 2008, 2009, 2013)
Most Games.....	73, David Ortiz (2003, 2004, 2005, 2007, 2008, 2009, 2013)
Highest Batting Average (Min. 75 PA).....	.369 (24-for-65), Carl Yastrzemski (1967, 1975)
Highest On-Base Percentage (Min. 75 PA).....	.447, Carl Yastrzemski (1967, 1975)
Highest Slugging Percentage (Min. 75 PA).....	.639, John Valentin (1995, 1998, 1999)
Most Plate Appearances.....	328, David Ortiz (2003, 2004, 2005, 2007, 2008, 2009, 2013)
Most At-Bats.....	266, David Ortiz (2003, 2004, 2005, 2007, 2008, 2009, 2013)
Most Runs Scored.....	51, David Ortiz (2003, 2004, 2005, 2007, 2008, 2009, 2013)
Most Hits.....	79, David Ortiz (2003, 2004, 2005, 2007, 2008, 2009, 2013)
Most Extra-Base Hits.....	37, David Ortiz (2003, 2004, 2005, 2007, 2008, 2009, 2013)
Most Total Bases.....	152, David Ortiz (2003, 2004, 2005, 2007, 2008, 2009, 2013)
Most Singles.....	42, David Ortiz (2003, 2004, 2005, 2007, 2008, 2009, 2013)
Most Doubles.....	18, David Ortiz (2003, 2004, 2005, 2007, 2008, 2009, 2013)
Most Triples.....	3, Buck Freeman (1903); Freddy Parent (1903); Tris Speaker (1912, 1915); Chick Stahl (1903)
Most Home Runs.....	17, David Ortiz (2003, 2004, 2005, 2007, 2008, 2009, 2013)
Most Runs Batted In.....	56, David Ortiz (2003, 2004, 2005, 2007, 2008, 2009, 2013)
Most Walks.....	57, David Ortiz (2003, 2004, 2005, 2007, 2008, 2009, 2013)
Most Strikeouts.....	61, David Ortiz (2003, 2004, 2005, 2007, 2008, 2009, 2013)
Most Stolen Bases.....	11, Jacoby Ellsbury (2007, 2008, 2009, 2013)

#### Individual Pitching

Most Series Played.....	10, Tim Wakefield (1995, 1998, 1999, 2003, 2004, 2005, 2007, 2008)
Lowest ERA (Min. 15.0 IP).....	0.50, Hugh Bedient (1912)
Most Games.....	28, Mike Timlin (2003, 2004, 2005, 2007, 2008)
Most Games Started.....	11, Jon Lester (2007, 2008, 2009, 2013); Pedro Martinez (1998, 1999, 2003, 2004)
Most Saves.....	7, Jonathan Papelbon (2005, 2007, 2008, 2009); Koji Uehara (2013)
Most Wins.....	6, Jon Lester (2007, 2008, 2009, 2013); Pedro Martinez (1998, 1999, 2003, 2004); Curt Schilling (2004, 2007)
Most Losses.....	7, Tim Wakefield (1995, 1998, 1999, 2003, 2004, 2005, 2007, 2008)
Most Innings Pitched.....	79.1, Pedro Martinez (1998, 1999, 2003, 2004)
Most Runs Allowed.....	50, Tim Wakefield (1995, 1998, 1999, 2003, 2004, 2005, 2007, 2008)
Most Earned Runs Allowed.....	48, Tim Wakefield (1995, 1998, 1999, 2003, 2004, 2005, 2007, 2008)
Most Hits Allowed.....	63, Pedro Martinez (1998, 1999, 2003, 2004)
Most Walks.....	33, Tim Wakefield (1995, 1998, 1999, 2003, 2004, 2005, 2007, 2008)
Most Strikeouts.....	80, Pedro Martinez (1998, 1999, 2003, 2004)

First baseman Sam Travis earned Red Sox Minor League Offensive Player of the Year honors in 2015 after batting .307 between High-A Salem and Double-A Portland.



# Player Development

# Player Development Staff

**Raquel Ferreira, Vice President/Baseball Administration - See Page 36**

---



## **Ben Crockett, Director, Player Development**

Ben enters his 5th season as Director, Player Development after 2 seasons as the club's Assistant Director, Player Development from 2010-11. He joined the Red Sox organization as an intern in baseball operations in 2007 and served as Advance Scouting Coordinator from 2008-09.

He was selected by the Red Sox in the 10th round of the June 2001 draft but did not sign. He was drafted the following year in the 3rd round by Colorado out of Harvard University and is a veteran of 5 professional seasons (2002-06) as a pitcher.

Ben and his wife, Kristine, live in Cambridge, MA with their son, Caleb.



## **David Howard, Minor League Field Coordinator**

David enters his 13th season in the Red Sox organization and his 7th as Minor League Field Coordinator following 2 seasons as Special Assistant to the General Manager from 2008-09. He worked as a major league scout in 2007 and as a professional scout from 2005-06 after joining the Red Sox in 2004 as a minor league coach. The former infielder played 9 seasons in the major leagues with the Royals and Cardinals from 1991-99. His father, Bruce, pitched for the White Sox, Orioles and Senators during a 6-year big league career from 1963-68.

The Sarasota, FL native lives in Leawood, KS with his wife, Jill, and children, Bridget (17) and Drew (15).



## **Dr. Brian Busconi, Head Minor League Physician**

Dr. Brian Busconi begins his 3rd season as Head Minor League Physician. An orthopedic surgeon affiliated with the UMass Memorial Medical Center, Busconi has been involved in the care of Red Sox minor league players since 1992.



**Brian Abraham**  
Assistant Director,  
Player Development



**Ethan Faggett**  
Assistant Director,  
Florida Baseball  
Operations



**Mike Stelmach**  
Minor League  
Equipment Manager



**Mickey Jiang**  
Minor League  
Coach/Interpreter

# Scouting Staff

**Amiel Sawdaye, Vice President/Amateur and International Scouting - See Page 38**

---

**Eddie Romero, Vice President/International Scouting - See Page 38**

---



## **Mike Rikard, Director, Amateur Scouting**

Mike enters his 2nd season as Director, Amateur Scouting. A graduate of the University of North Carolina-Greensboro, Rikard has spent the last 11 years working in the Red Sox scouting department, most recently as national scouting coordinator from 2013-14. Prior to that post, he served as a regional crosschecker (2005-10) and national crosschecker (2010-12) for the club. He began his scouting career as an area scout for the San Diego Padres from 2000-04. Prior to that, he worked as assistant baseball coach for Wake Forest University (1995-99) and also served as manager of the Cape Cod League Bourne Braves in the summer of 1999 and 2000. Mike's father, Bob, served as a minor league catcher and coach for 12 years and his uncle, Culley Rikard, played for the Pittsburgh Pirates during the 1940's.



## **Gus Quattlebaum, Director, Professional Scouting**

Gus begins his 1st season as Director, Professional Scouting. He spent the 2015 season, his 10th in the Red Sox organization, as Assistant Director, Professional and International Scouting. Quattlebaum, an Andover, MA native, originally joined the club in 2006 as a professional scout, and then spent 5 years as Assistant Director, Amateur Scouting from 2010-14. The Davidson College graduate began his baseball career as a player development intern for the Montreal Expos in 1998. Before coming to the Red Sox, Quattlebaum served as a scout in the New York Yankees (1999-2003) and Baltimore Orioles (2004-06) organizations.



## **Jared Banner, Director, Player Personnel**

Jared begins his 1st season as Director, Player Personnel and his 9th year in the Red Sox organization. An Amherst College graduate with a degree in psychology, Banner 1st joined the club in 2007 as a fellow in the baseball operations department and has spent the past 3 years as Assistant Director, Player Personnel. Prior to that role, the Brooklyn, NY native worked as Assistant, Player Development (2008-09), Assistant, Amateur Scouting (2009-10), and Coordinator, Amateur Scouting (2010-12). While at Amherst College, Banner played four seasons (2004-07) of varsity baseball as an outfielder, and served as team captain in 2007.



**Steve Sanders**  
Assistant Director,  
Amateur Scouting



**Adrian Lorenzo**  
Coordinator,  
International Scouting



**Harrison Slutsky**  
Coordinator,  
Advance Scouting



**Brian Cruz**  
Scouting Coordinator



**Alex Gimenez**  
Assistant,  
Professional Scouting

Player  
Development

# Special Assignment Scouts



## **Eddie Bane, Special Assignment Scout**

Eddie begins his 4th season with the Red Sox, working closely with President of Baseball Operations David Dombrowski after spending 2011-12 in the Detroit Tigers organization as a major league scout. He previously served as Director of Scouting for the Los Angeles Angels of Anaheim from 2004-10 and has worked for the Tampa Bay Rays (1999-2003), the Los Angeles Dodgers (1983, 1988-98), and in the Cleveland Indians organization for 4 years, managing Short-A Batavia for 2 seasons (1984-85) while serving as a crosschecker and scout (1984-87).

Widely regarded as the best major league draft of the past quarter century, he oversaw the Angels 2009 June Draft, which included Patrick Corbin, Randal Grichuk, Garrett Richards, Tyler Skaggs, and Mike Trout. Additionally, several players signed under his direction have been selected to Major League Baseball All-Star teams including Corbin, Paul Konerko, Trout, Mark Trumbo, Jordan Walden, and Jered Weaver. Bane began his post-playing career as pitching coach for the Dodgers' Rookie-level Lethbridge club in 1983.

Selected by the Minnesota Twins in the 1st round of the 1973 June Draft (11th overall), he enjoyed an 8-year pro career from 1973-79, including 44 ML games.



## **Steve Peck, Special Assignment Scout**

Steve begins his 4th season as Special Assignment Scout after being named to the position in December 2012. He joined the Red Sox organization as a professional scout in 2009 after 13 years as a member of the Seattle Mariners coaching and scouting staff, including serving as an advance scout from 2004-08. He also worked with the Mariners as a minor league pitching coach (1996-2001) and as an amateur scout (2002-03).

A former right-handed pitcher, Peck spent 7 seasons in the Athletics (1988-90), Angels (1991-93) and Brewers (1994) systems.



## **Brad Sloan, Special Assignment Scout**

Brad begins his 1st season with the Red Sox as Special Assignment Scout. With over 35 years of scouting experience in Major League Baseball, he most recently served as a major league scout for the Atlanta Braves from 2013-15. Prior to his stint with the Braves, he spent 9 years as a major league scout for the Los Angeles Angels of Anaheim (2004-12). The majority of his scouting experience has come in the San Diego Padres organization where he worked for 23 years. He served as scouting director for the Padres from 1996-2000 and also held the titles of area scout, area supervisor, and national crosschecker over 2 stints with the club (1980-92; 1994-2003). Sloan, a native of Brimfield, IL, has also worked as a national crosschecker in the New York Mets organization (1993).



## **Mark Wasinger, Special Assistant, Player Personnel**

Mark enters his 2nd season as Special Assistant, Player Personnel after serving as a Special Assignment Scout for the Red Sox from 2011-14. He was the club's West Crosschecker in 2009 and spent 6 years overall as a regional crosschecker and 1 year as a professional scout with Boston. He came to the Red Sox in November of 2002 after 7 years as an area scout with San Diego.

Wasinger was Old Dominion University's 1st Division I All-American in baseball. A former major league infielder, he played parts of 3 seasons with the Padres (1986) and Giants (1987-88).



# Amateur Scouts & Territories




**Paul Fryer**  
Global  
Crosschecker



**John Booher**  
National  
Crosschecker



**Quincy Boyd**  
Northeast  
Crosschecker



**Chris Calciano**  
Mid-Atlantic



**Tim Collinsworth**  
N. Texas,  
N. Louisiana



**Lane Decker**  
AR, KS, ND, NE,  
OK, SD



**Ray Fagnant**  
Northeast, Canadian  
Crosschecker



**Todd Gold**  
N. Carolina,  
S. Carolina



**Stephen Hargett**  
Northern Florida



**Blair Henry**  
Midwest



**Justin Horowitz**  
Northwest



**Tom Kotchman**  
Florida  
Crosschecker



**Josh Labandeira**  
N. California



**Dan Madsen**  
West Crosschecker



**Chris Mears**  
Pitching  
Crosschecker



**Brian Moehrer**  
Georgia



**Edgar Perez**  
Puerto Rico



**Fred Petersen**  
Southeast  
Crosschecker



**John Pyle**  
Ohio Valley



**Jim Robinson**  
Southwest  
Crosschecker



**Willie Romay**  
Southern Florida



**Demond Smith**  
S. California



**Paul Toboni**  
N. Texas,  
N. Louisiana



**Danny Watkins**  
AL, MS, TN



**Vaughn Williams**  
AZ, CO, NM, UT



**Jim Woodward**  
S., C. California,  
S. Nevada

## Part-Time Amateur Scouts & Territories



**Rob English**  
Georgia




**Tim Martin**  
Tennessee



**Jay Oliver**  
TX, AR



**Keith Prager**  
S. California



**Adam Stern**  
Canada



**Terry Sullivan**  
Illinois

Not Pictured:  
**Dick Sorkin**, Mid-Atlantic

## Major League Scouts



**Jaymie Bane**  
Major League  
Scout



**Bob Hamelin**  
Major League  
Scout



**Nate Field**  
Major League  
Scout



**Gary Hughes**  
Major League  
Scout



**John Lombardo**  
Major League  
Scout



**Matt Mahoney**  
Major League  
Scout



**Joe McDonald**  
Major League  
Scout



**Anthony Turco**  
Major League  
Scout

Not Pictured:  
**David Scrivines**, Major League Scouting Consultant

# International Scouts & Territories



**Todd Claus**  
Latin Am. Coordinator,  
International  
Crosschecker



**Jon Deeble**  
Pacific Rim  
Coordinator



**Rolando Pino**  
International  
Crosschecker



**Jonathan Cruz**  
Dominican Republic



**Michel DeJesus**  
Dominican Republic



**Angel Escobar**  
Venezuela



**Cristobal  
Garibaldo**  
Panama



**Ernesto Gomez**  
Venezuela



**Shun Kakazu**  
Japan



**James Kang**  
Mexico



**Toshi Kato**  
Japan



**John Kim**  
South Korea



**Louie Lin**  
Taiwan



**Wilder Lobo**  
Venezuela



**Esau Medina**  
Dominican Republic



**Rafael Mendoza**  
Nicaragua



**Ramon Mora**  
Venezuela




**Manny Nanita**  
Dominican Republic  
Supervisor



**Dennis Neuman**  
Aruba/Curacao




**Manny Padron**  
Coordinator,  
Venezuela Scouting/  
Venezuela



**Francisco Polanco**  
Dominican Republic



**Santiago Prada**  
Colombia



**Alex Requena**  
Venezuela



**Lenin Rodriguez**  
Venezuela



**Rene Saggiadi**  
Europe



**Darryn Smith**  
South Africa



**Sotero Torres**  
Mexico

Not Pictured:  
**David Cortes**, Mexico  
**Steve Fish**, Western Australia  
**John Kennedy**, Brazil

# Minor League Coordinators



## **Brandon Henry, Minor League Athletic Training Coordinator**

Brandon enters his 1st season as Minor League Athletic Training Coordinator after 4 seasons as athletic trainer for the Portland Sea Dogs from 2012-15. He spent the previous 2 seasons in the same capacity with the Salem Red Sox. He begins his 10th season with the organization having also served as athletic trainer for the Greenville Drive (2009) and Lowell Spinners (2007-08), and was named New York-Penn League Athletic Trainer of the Year in 2008.

Brandon holds a bachelor's degree from Xavier (OH) University and a master's degree from West Virginia University.



## **Chad Epperson, Catching Coordinator**

Chad begins his 7th season as Catching Coordinator after 8 years as a manager or coach in the Red Sox farm system. A manager from 2004-09, he led his club to the playoffs in 4 straight campaigns beginning in 2006, including Single-A Salem in 2009. A back-to-back California League Manager of the Year with Lancaster from 2007-08, he also skipped Wilmington to the playoffs in 2006. He managed Capital City in 2005 and Augusta in 2004. The Kentucky native spent 2 seasons (2002-03) as Sarasota's hitting coach after managing Cook County of the independent Frontier League in 2001.

Epperson played 9 years in the minor leagues in the Mets (1992-95), Red Sox (1997-99) and Orioles (2000) systems prior to his coaching career. He and his wife, Anne, reside in

Andover, MA with their son, Andrew (17), and daughter, Alexandra (13).



## **Andy Fox, Infield Coordinator**

Andy begins his 6th season as Infield Coordinator after serving as hitting coach for Seattle's Double-A affiliate in West Tennessee in 2010. He spent the previous 3 campaigns as 1st base and infield coach for the Florida Marlins (2007-09) and began his coaching career in 2006 as manager of Texas' Single-A Clinton club.

A 2-time World Series Champion, Fox played all 4 infield positions during a 9-year major league career with the Yankees (1996-97), Diamondbacks (1998-2000), Marlins (2000-03), Expos (2004) and Rangers (2004). He compiled a .239 AVG with 30 home runs and 168 RBI in 776 career big league games. A native of Fair Oaks, CA, he graduated from Christian Brothers High School in Sacramento, CA.



## **Glenn (Goose) Gregson, Latin American Pitching Coordinator**

Goose begins his 15th season in the Red Sox organization, 36th as a pro pitching coach, instructor or coordinator, and 44th overall in pro ball. It marks his 10th straight season, 11th overall, serving as Boston's Latin American Pitching Coordinator (also 2005) and his 12th straight season as a pitching coach for the Gulf Coast League Red Sox. In 2015, he helped lead the GCL squad to a 2.28 ERA. He served as the Red Sox pitching coordinator for 4 years (2002-04, 2006) and acted as Boston's major league pitching coach for 6 weeks in 2003 while Tony Cloninger recovered from bladder cancer. Gregson worked for the Phillies (1979-81, 1999-2001), Dodgers (1988-98) and Cubs (1982-84, 1987). He was the Dodgers' big league pitching coach in 1998.


The Appalachian State graduate went 22-18 with a 3.39 ERA over 7 minor league seasons for the White Sox (1972-73) and Phillies (1974-78) before an elbow injury ended his career. The right-hander threw a no-hitter in 1972 for the Mountaineers against the Virginia Military Institute. He has a masters in sport science and administration. He and his wife, Jan, have 3 children—Rian (38), Tyler (35), and McGraw (33)—and 4 grandchildren, Griffin, Banks, Winslow, and Moyer.



## **Greg Norton, Hitting Coordinator**

Greg begins his 1st season as Minor League Hitting Coordinator after previously holding the same position in the Miami Marlins organization from 2012-13. Norton played 13 big league seasons for the White Sox (1996-2000), Rockies (2001-03), Tigers (2004), Devil Rays (2006-07), Mariners (2008) and the Braves (2008-09) before joining the Marlins as a coach in 2010. Most recently, he served as the hitting coach at Auburn University from 2013-15.

## Minor League Coordinators, Continued



### **David Herrera, Latin American Medical Coordinator**

David enters his 9th season in the Red Sox organization and his 1st season as Latin American Medical Coordinator and athletic trainer with the Gulf Coast League Red Sox. He previously served as the Salem Red Sox athletic trainer from 2012-15. He has also served as athletic trainer for the Greenville Drive from 2010-11, the Lowell Spinners in 2009, and for the Gulf Coast League Red Sox in 2008. Previously, he worked for the St. Joseph Blacksnakes of the independent American Association in the summer of 2006.

Prior to that, he served as a student athletic trainer with the baseball, basketball, football, and volleyball teams at Graceland (IA) University-Lamoni from 2005-06. David graduated from Graceland in 2007 with a B.A. in athletic training and a minor in health.




### **Billy McMillon, Outfield and Baserunning Coordinator**

Billy begins his 1st season as Minor League Outfield and Baserunning Coordinator after serving 2 seasons at the helm for Portland. Named the 2014 Eastern League Manager of the Year, he led the Sea Dogs to a franchise-high 88 wins (last, 86, 1995) in the Northern Division. He previously skippered at Salem from 2012-13, leading the Salem Sox to the Mills Cup Championship in 2013. Billy was also at the helm for Greenville from 2010-11 where he led the Drive to the South Atlantic League Championship Series in his 2010 managerial debut. He also served as the Drive's hitting coach from 2008-09.

Billy spent parts of 6 seasons in the major leagues with the Florida Marlins (1996-97), Philadelphia Phillies (1997), Detroit Tigers (2000-01), and Oakland Athletics (2001-04). He earned a B.A. from Clemson University and an MBA from the University of Phoenix.

He and his wife, Krista, live in Columbia, SC with their children, Kennedy (14) and Jackson (11).



### **Edgar Barreto, Strength and Conditioning Coordinator**

Edgar was named Minor League Strength and Conditioning Coordinator in January 2016 after 2 seasons with the GCL Red Sox as the team's strength and conditioning coach in a full-time capacity. He previously interned with the GCL Red Sox (2013), Portland Sea Dogs (2012) and the DSL Red Sox (2010) in the same capacity. Edgar graduated with a bachelor's degree in Human Performance from Florida Gulf Coast University.



### **Jason Bartley, DPT, OCS Physical Therapist and Clinical Educator**

Jason begins his 2nd season with the Red Sox as Physical Therapist and Clinical Educator. A native of Vancouver, WA, Bartley worked as a tactical physical therapist for the United States Air Force Special Operations Command in the United Kingdom before joining the Red Sox. After obtaining a degree in Exercise Science from the University of Puget Sound in 2004, Bartley earned his Doctor of Physical Therapy degree from Creighton University in 2007. He is board certified as an orthopedic clinical specialist by the American Board of Physical Therapy Specialties, as well as a Fellow in the American Academy of Orthopedic Manual Physical Therapy.



### **Ralph Treuel, Pitching Coordinator**

Ralph enters his 10th season as Boston's Minor League Pitching Coordinator after serving as the major league bullpen coach in 2006. The Ohio native has 42 years of professional baseball experience, previously coaching in the Red Sox system from 1996-2005, including a brief stint as major league pitching coach in September 2001 when Joe Kerrigan assumed managerial duties with the club. In 2004, Treuel managed the Gulf Coast League Red Sox to the league championship series.

Treuel pitched in the Detroit Tigers system for 9 seasons (1974-82) before joining the coaching ranks in 1983. He was Bristol's (Rookie-level) pitching coach from 1983-84, a roving pitching coach from 1985-90 and Triple-A Toledo's pitching coach from 1991-92.

Ralph spent 1993-94 as Detroit's minor league field coordinator and served as the Tigers' major league pitching coach under manager Sparky Anderson in 1995.

Treuel was the 1999 and 2003 recipient of the Red Sox Edward F. Kenney Player Development Award. He attended Lorain County Community College. He has a daughter, Erica (32), and a son, Derik (29). Ralph and his wife, Donna, reside in Wolfeboro, NH with their son, William Henry (17).

**Jose Zapata, Latin American Field Coordinator - See Page 486**

# Player Development Consultants



## Dick Berardino

Dick enters his 49th year in the Red Sox organization, his 13th season as a player development consultant. After 8 seasons as a minor league outfielder, Berardino began a managerial career that spanned 21 seasons, including 19 in the Red Sox system (1971-88, 1997-98). He joined Boston as a coach in 1989 and served the major league club as bullpen and 3rd base coach (1989-91), roving outfield/baserunning instructor (1992-96), assistant field coordinator (1999-2001) and Spring Training coordinator (2002) before assuming his current role.

A 1955 graduate of Watertown (MA) High School and a 1959 graduate of Holy Cross, Dick received the Red Sox Edward M. Kenney Player Development Award in 1998.


In 2008, he was given the Judge Emil Fuchs Memorial Award by the Boston Baseball Writers for long and meritorious service to baseball.



## Tony Cloninger

Tony begins his 12th year as a player development consultant after serving as senior pitching advisor in 2004 and pitching coach in 2002-03. Tony was diagnosed with bladder cancer in March 2003 and took a medical leave of absence that June. Entering his 40th year of professional baseball, he was a scout for the San Francisco Giants in 2001 after 15 years in the New York Yankees organization.

Tony enjoyed a 15-year pro pitching career including 12 major league seasons with the Milwaukee and Atlanta Braves (1961-68), Cincinnati Reds (1968-71) and St. Louis Cardinals (1972). He posted a career 113-97 record and a 4.07 ERA over 352 games.



## Dwight Evans

A 3-time All-Star, 8-time Gold Glove Award-winning right fielder and a Red Sox Hall of Famer, Dwight will serve as a Red Sox player development consultant for a 13th straight year. Dwight was Boston's major league hitting coach in 2002 after rejoining the organization as a player development consultant in 2001, specializing in minor league outfield and hitting instruction.


Evans played 19 years and 2,505 games in a Sox uniform, 2nd in club history. He was a member of 4 AL East Championship squads (1975, 1986, 1988, 1990) and 2 AL Championship teams (1975, 1986). From 1981-90, he hit 251 homers, most in the AL, and had 605 extra-base hits in the 1980s, most in the majors. He retired in 1991 and league instructor with the White Sox in 1993 and the major league hitting coach with the Rockies in 1994.



## Keith Foulke

Former All-Star closer and 2004 World Series Champion Keith Foulke will return to the Red Sox as a player development consultant in 2016. In 11 major league seasons, Foulke posted a 41-37 record and a 3.33 ERA in 619 games, amassing 191 saves for the Giants (1997), White Sox (1997-2002), A's (2003, 2008), and Red Sox (2004-2006).

After a league-leading 43 saves in his All-Star 2003 season, Foulke signed with Boston in 2004 and saved 32 regular-season games and 3 postseason contests en route to the club's World Series Championship. He was on the mound to clinch the victory in Game 4 of the Fall Classic™ in St. Louis, fielding an Edgar Renteria grounder for the final out. The South Dakota-born right-hander retired with 47 Red Sox saves, currently 15th in club history.



## Tommy Harper

Tommy enters his 14th season as a player development consultant with the Red Sox after 3 years as the club's major league 1st base, outfield, and baserunning coach. A member of the 2010 Red Sox Hall of Fame class, Harper spent 3 seasons in a Red Sox uniform (1972-74) and held the club single-season record for stolen bases in a season (54 in 1973) until 2009. He enjoyed a 15-year big league career with 8 teams, hitting .257 with 146 homers, 567 RBI and 408 stolen bases. In 1970 with Milwaukee, Harper became the 1st infielder (5th overall) to eclipse both 30 home runs and 30 stolen bases in the same season (31 homers and 38 steals).

Following his playing career, Tommy worked in the Yankees system before returning to Boston in the public relations department in 1979 and as the major league first base coach and baserunning instructor from 1980-84. Before rejoining the Red Sox in 2000, he coached 10 years with the Expos, his final 7 as the hitting, baserunning and outfield coach.

## Player Development Consultants, Continued



### Carl Yastrzemski

Carl succeeded Ted Williams in left field as a rookie in 1961 and today still follows in his footsteps instructing young Red Sox hitters. A 3-time batting champion and 18-time All-Star, the Hall of Fame outfielder won the Triple Crown in 1967 when he led the AL in batting (.326), home runs (44) and RBI (121). He was the 1st AL player to collect 400 home runs and 3,000 hits in a career.

In 23 years with the Red Sox, Yaz won the MVP Award in 1967 and 7 Gold Gloves. He retired ranked 1st on the all-time list for career games (3,308), 3rd in at-bats (11,988) and walks (1,845), 6th in total bases (5,539) and doubles (646), 7th in hits (3,419), and 9th in RBI (1,844). In September 2013, the Red Sox erected a statue in his likeness outside Fenway Park, the third statue created by the club.

## Special Assignment Instructors



### Jim Rice

Jim returns as a special organizational instructor in 2016, his 44th season with the Red Sox. He spent 6 years as Boston's big league hitting coach from 1995-2000 after 3 seasons as a roving minor league hitting instructor. He also appears as an analyst on NESN's broadcast team. Rice was elected to the National Baseball Hall of Fame in 2009 and was part of the Red Sox Hall of Fame's inaugural 1995 class.

The 8-time All-Star hit .298 with 382 homers, 2,452 hits, 373 doubles, and 79 triples in 2,089 games, all for the Red Sox from 1974-89. He is the only player to have 3 straight 35-homer, 200-hit years (1977-79). The club's No. 1 draft pick in 1971, Rice helped Boston to the 1975 AL pennant as a rookie. In 1978, he was the American League MVP, leading

the majors with 213 hits, 46 homers, 139 RBI, 15 triples, 406 total bases, and a .600 slugging pct. He helped Boston to the AL pennant and finished 3rd in MVP voting in 1986.

Rice is the only AL player since 1937 with 400 total bases in a single season and the only player ever to lead either league outright in homers, triples and RBI. He led the AL in total bases 3 straight years (1977-79), tying for the AL record. Jim and his wife, Corine, are the parents of Chauncy Brandon and Carissa Jacinda.



### Luis Tiant

Luis is a special assignment instructor once again in 2016. He rejoined the Red Sox organization in 2002 as pitching coach for Short-Season A Lowell. A clutch performer in 8 seasons in Boston from 1971-78, "El Tiante" compiled a 122-81 record and a 3.36 ERA for the club and was inducted into the Red Sox Hall of Fame in 1997. During Boston's 1975 pennant run, he beat Oakland with a 3-hitter in the 1st game of the ALCS, shut out Cincinnati in the 1st game of the World Series, and defeated the Reds again in Game 4 with a 163-pitch complete game. His final Red Sox outing, a 2-hitter on October 1, 1978, set up a 1-game playoff vs. the Yankees.

Tiant went 229-172 with a 3.30 ERA and 2,416 K's in 19 major league seasons with the Indians (1964-69), Twins (1970), Red Sox, Yankees (1979-80), Pirates (1981), and Angels (1982). The 3-time All-Star had 4 20+ win seasons, 3 200+ strikeout years, led the AL in ERA twice and in shutouts 3 times. He served as pitching coach in the Dodgers (1992-95) and White Sox (1997) systems and was Nicaragua's pitching coach in the 1996 Olympics in Atlanta. He spent 1998-2001 as head coach for Division III Savannah (GA) College of Art and Design. Luis and his wife, Maria, have 3 children: Luis Jr., Isabel, and Daniel.

# 2015 June Draft

Rd	Name	Pos.	School	Hometown
1	<b>Andrew Benintendi</b>	CF	University of Arkansas	Cincinnati, OH
3	<b>Austin Rei</b>	C	University of Washington	Moraga, CA
4	<b>Tate Matheny</b>	CF	Missouri State University	St. Louis, MO
5	<b>Jagger Rusconi</b>	CF	West Ranch High School	Santa Clarita, CA
6	<b>Travis Lakins</b>	RHP	Ohio State University	Franklin, OH
7	<b>Ben Taylor</b>	RHP	University of South Alabama	Mobile, AL
8	<b>Logan Allen</b>	LHP	IMG Academy (FL)	Fletcher, NC
9	<b>Tucker Tubbs</b>	1B	University of Memphis	Collierville, TN
10	<b>Mitchell Gonsolus</b>	3B	Gonzaga University	Kenmore, WA
11	<b>Nick Hamilton</b>	CF	Lockport High School	Lockport, NY
12	<b>Kevin Kelleher</b>	RHP	University of New Orleans	Miramar Beach, FL
13	<b>Matt Kent</b>	LHP	Texas A&M University	Waco, TX
14	<b>Bobby Poyner</b>	LHP	University of Florida	Wellington, FL
15	<b>Jerry Downs</b>	OF	St. Thomas University	Miami, FL
16	<b>Marc Brakeman</b>	RHP	Stanford University	Tierra Verde, FL
17	<b>Chad De La Guerra</b>	2B	Grand Canyon University	Santa Maria, CA
18	James Nelson	SS	Redan High School	Stone Mountain, GA
19	<b>Logan Boyd</b>	LHP	Sam Houston State University	Humble, TX
20	<b>Yomar Valentin</b>	SS	Puerto Rico Baseball Academy	Manati, PR
21	<b>Daniel Zandonata</b>	RHP	Cal Poly San Luis Obispo	Santa Barbara, CA
22	<b>Max Watt</b>	RHP	Lynn University (FL)	Babylon, NY
23	<b>Kyri Washington</b>	OF	Longwood University	Prospect, VA
24	<b>Brad Stone</b>	LHP	North Carolina State University	Charlotte, NC
25	<b>Andrew Novello</b>	C	Bridgewater-Raynham HS	Raynham, MA
26	Kevin Ginkel	RHP	Southwestern College (CA)	San Diego, CA
27	Saige Jenco	CF	Virginia Tech University	State College, PA
28	Steve Mangrum	3B	Western Albemarle HS	Charlottesville, VA
29	Will Stillman	RHP	Wofford College (SC)	Matthews, NC
30	Jack Conley	C	Leesville Road High School	Raleigh, NC
31	<b>Nick Duron</b>	RHP	<b>Clark College (WA)</b>	<b>Tigard, OR</b>
32	Clate Schmidt	RHP	Clemson University	Acworth, GA
33	Cal Smith	2B	Fort Worth Christian School	Fort Worth, TX
34	Nick Lovullo	SS	College of the Holy Cross	Thousand Oaks, CA
35	<b>Tyler Spoon</b>	OF	<b>University of Arkansas</b>	<b>Van Buren, AR</b>
36	<b>Trevor Kelley</b>	RHP	<b>University of North Carolina</b>	<b>Barrington, RI</b>
37	<b>Adam Lau</b>	RHP	<b>U. of Alabama at Birmingham</b>	<b>Madison, AL</b>
38	C.J. Ballard	CF	Pike County High School	Zebulon, GA
39	Daniel Reyes	OF	Mater Academy Charter School	Miami Springs, FL
40	D.J. Artis	CF	Southeast Guilford High School	Greensboro, NC

Players in **bold** signed with the Red Sox



# 2015 Minor League Leaders

## 2015 Final Organizational Results

TEAM	LEAGUE	W	L	PCT.	MANAGER
Pawtucket (AAA)	International	59	85	.410	Kevin Boles
Portland (AA)	Eastern	53	89	.373	Billy McMillon
Salem (High-A)	Carolina	66	73	.475	Carlos Febles
Greenville (A)	South Atlantic	72	68	.514	Darren Fenster
Lowell (Short-A)	New York-Penn	37	39	.489	Joe Oliver
Gulf Coast (Rookie)	Gulf Coast	41	17	.707	Tom Kotchman

## Red Sox Minor League Batting Leaders

BATTER	TEAM	AVG	G	AB	R	H	HR	RBI
Travis, Sam	SAL/POR	.307	131	489	70	150	9	78
Hernandez, Marco	POR/PAW	.305	114	463	57	141	9	53
Devers, Rafael	GRE	.288	115	469	71	135	11	70
Dubon, Mauricio	GRE/SAL	.288	120	473	70	136	5	47
Longhi, Nick	GRE	.281	115	442	52	124	7	62
Heller, Kevin	SAL/POR	.279	106	351	44	98	7	57
Guerra, Javier	GRE	.279	116	434	64	121	15	68
Margot, Manuel	SAL/POR	.276	110	439	73	121	6	50
Meyers, Mike	GRE/SAL	.274	109	412	64	113	6	43
Craig, Allen	PAW	.274	93	343	29	94	4	30

## Home Runs

Chavis, Michael	GRE	16
Guerra, Javier	GRE	15
Benintendi, Andrew	LOW/GRE	11
Devers, Rafael	GRE	11

\*4 others tied at 9

## Stolen Bases

Moncada, Yoan	GRE	49
Margot, Manuel	SAL/POR	39
Berry, Quintin	PAW	35
Dubon, Mauricio	GRE/SAL	30
Lin, Tzu-Wei	SAL/POR	23

## RBI

Travis, Sam	SAL/POR	78
Devers, Rafael	GRE	70
Guerra, Javier	GRE	68
Longhi, Nick	GRE	62
Asuaje, Carlos	POR	61

## Team Batting

TEAM	AVG	AB	R	H	HR	BB	SO	SB	CS
Greenville	.268	4884	699	1311	88	409	1118	182	51
Salem	.258	4536	540	1171	55	434	950	152	71
Portland	.251	4759	539	1194	66	401	919	86	59
GCL Red Sox	.249	1822	259	453	9	248	424	68	28
Pawtucket	.238	4857	508	1157	95	472	1104	102	26
Lowell	.237	2539	344	603	31	251	649	89	28

## Red Sox Minor League Pitching Leaders

PITCHER	TEAM	W-L	ERA	IP	H	BB	SO
Bautista, Gerson	GCL	3-3	2.77	52.0	36	27	41
Wilkerson, Aaron	GRE/SAL/POR	11-3	3.10	136.2	107	39	137
Owens, Henry	PAW	3-8	3.16	122.1	84	56	103
Cuevas, William	POR/PAW	11-7	3.17	136.1	113	55	128
Gonzalez, Daniel	LOW	3-3	3.29	63.0	61	16	51
Almonte, Jose	LOW	3-3	3.43	65.2	38	38	64
McAvoy, Kevin	SAL	11-9	3.89	141.0	136	71	82
Buttrey, Ty	GRE/SAL	9-10	3.92	137.2	134	48	103
Stankiewicz, Teddy	SAL	5-11	4.01	141.1	149	32	77
Beeks, Jalen	GRE	9-7	4.32	145.2	156	28	100

## Wins

Cuevas, William	POR/PAW	11
McAvoy, Kevin	SAL	11
Wilkerson, Aaron	GRE/SAL/POR	11

\*5 others tied at 9

## Strikeouts

Wilkerson, Aaron	GRE/SAL/POR	137
Cuevas, William	POR/PAW	128
Buttrey, Ty	SAL	103
Owens, Henry	PAW	103
Beeks, Jalen	GRE	100

## Saves

Maddox, Austin	SAL	10
Poyner, Bobby	LOW	10
McEachern, Kuehl	GRE/SAL	9
Hembree, Heath	PAW	8
Shepherd, Chandler	GRE/SAL	7

## Team Pitching

Team	W-L	ERA	H	CG	SHO	SV	HR	BB	SO
GCL Red Sox	41-17	2.28	423	0	12	23	13	172	414
Lowell	37-39	3.61	635	1	4	20	36	285	553
Salem	66-73	3.69	1116	1	12	38	73	419	847
Pawtucket	59-85	3.73	1213	3	7	29	84	479	1013
Greenville	72-68	3.93	1306	1	8	30	98	352	940
Portland	53-89	4.30	1251	0	5	23	93	511	949

# 2015 Minor League Award Winners

## Red Sox Minor League Award Winners

Pitcher of the Year.....	LHP Williams Jerez, Greenville/Salem/Portland
Offensive Player of the Year.....	1B Sam Travis, Salem/Portland
Defensive Player of the Year.....	SS Javier Guerra, Greenville
Base Runner of the Year.....	INF Yoan Moncada, Greenville
Latin Program Pitcher of the Year.....	RHP Daniel Gonzalez, DSL Red Sox 2
Latin Program Player of the Year.....	OF Lorenzo Cedrola, DSL Red Sox 2
Lou Gorman Award.....	RHP Jonathan Aro, Portland/Pawtucket

## Red Sox Minor League Monthly Award Winners

	APRIL	MAY	JUNE
<b>Hitter</b>	CF Manuel Margot, SAL	3B Rafael Devers, GRE	1B Sam Travis, SAL/POR
<b>Starting Pitcher</b>	RHP Ty Buttrey, GRE	RHP Jalen Beeks, GRE	LHP Trey Ball, SAL
<b>Relief Pitcher</b>	RHP Joe Gunkel, SAL	RHP Pat Light, POR	LHP Williams Jerez, SAL
<b>Defensive Player</b>	OF Jackie Bradley Jr., PAW	SS Javier Guerra, GRE	SS Marco Hernandez, POR
<b>Base Runner</b>	LF Derek Miller, GRE	SS Mauricio Dubon, GRE	OF Lorenzo Cedrola, DSL2
<b>Base Stealer</b>	CF Manuel Margot, SAL	LF Quintin Berry, PAW	2B Rafael Toribio, DSL2
	JULY	AUGUST/SEPTEMBER	
<b>Hitter</b>	SS Javier Guerra, GRE	LHP Andrew Benintendi, GRE	
<b>Starting Pitcher</b>	RHP Anderson Espinoza, GCL	LHP Logan Allen, GCL	
<b>Relief Pitcher</b>	RHP Nick Duron, GCL	RHP Chandler Shepherd, SAL	
<b>Defensive Player</b>	OF Yoan Aybar, GCL	OF Yoan Aybar, GCL	
<b>Base Runner</b>	LF Mike Meyers, GRE/SAL	CF Danny Mars, GRE	
<b>Base Stealer</b>	INF Yoan Moncada, GRE	INF Yoan Moncada, GRE	

## Minor League Mid-Season All-Stars

PAWTUCKET (International Lg.)	PORTLAND (Eastern Lg.)	SALEM (Carolina Lg.)	GREENVILLE (South Atlantic Lg.)	LOWELL (New York-Penn Lg.)
LHP Brian Johnson	3B Carlos Asuaje	1B Sam Travis	RHP Mario Alcantara	CF Luis Alexander Basabe
OF Jackie Bradley Jr.	RHP William Cuevas		SS Mauricio Dubon	3B Victor Acosta
	SS Marco Hernandez		SS Javier Guerra	2B Chad De La Guerra
	LHP Robby Scott		RHP Michael Kopech	RHP Edwar Garcia
	1B Jantzen Witte		LF Derek Miller	1B Josh Ockimey
	RHP Madison Younginer		C Ben Moore	
			INF Yoan Moncada	
			C Jordan Procyshen	

## Minor League Year-End All-Stars

GREENVILLE (South Atlantic League)
INF Yoan Moncada

## Minor League Pitchers and Players Of The Week

PAWTUCKET (International League)	PORTLAND (Eastern League)	SALEM (Carolina League)
LHP Brian Johnson, 4/20-26	3B Oscar Tejeda, 5/11-17	1B Sam Travis, 4/27-5/3
	RHP Aaron Wilkerson, 8/17-23	RHP Teddy Stankiewicz, 5/25-31
	CF Manuel Margot, 8/31-9/7	RHP Teddy Stankiewicz, 6/29-7/5

GREENVILLE (South Atlantic League)	LOWELL (New York-Penn League)
RHP Michael Kopech, 4/20-26	OF Andrew Benintendi, 8/10-16
SS Javier Guerra, 7/6-12	

## All-Star Futures Game

Red Sox prospects **OF Manuel Margot** and **3B Rafael Devers** were selected to play for the World Team in the SiriusXM All-Star Futures Game on 7/12 at Great American Ball Park in Cincinnati, OH. Margot started in center field and went 0-for-2 at the plate. Devers entered the game at 3B in the 6th inning as a defensive replacement and went hitless in 2 at-bats.



# PAWTUCKET RED SOX

International League - Triple-A  
McCoy Stadium, Ben Mondor Way, Pawtucket, RI 02860

President.....	Dr. Charles A. Steinberg
Vice President and General Manager.....	Dan Rea
Vice President of Public Relations.....	Bill Wanless
Manager.....	Kevin Boles
Pitching Coach.....	Bob Kipper
Hitting Coach.....	Rich Gedman
Coach.....	Bruce Crabbe
Athletic Trainer.....	Jon Jochim
Strength and Conditioning Coach.....	Kirby Retzer
Stadium (First Season/Capacity).....	McCoy Stadium (1942/10,031)
Media Relations Telephone/Fax.....	(401) 724-7305 / (401) 724-2140



## Kevin Boles, Manager

**OPENING DAY AGE:** 41

**BORN:** January 16, 1975 in Chicago, IL

**RESIDES:** Northport, WA

**MINOR LEAGUE MANAGERIAL RECORD:** 935-936 (.500)

Kevin enters his 3rd season as Pawtucket's manager. He led the PawSox to the International League Championship in 2014 and previously spent 3 seasons as manager of the Sea Dogs from 2011-13. In 2015 he served as bench coach for the International League team in the Triple-A All-Star Game held in Omaha, NE and during the offseason that same year, he served as manager for the Perth Heat of the Australian Baseball League. He also served as bench coach for the Bravos de Margarita of the Venezuelan Winter League in the 2013 offseason and previously skipped the Sydney Blue Sox of the Australian Baseball League to a postseason berth in the 2011 offseason. Kevin represented the World Team as a coach for the ABL's All-Star Game in 2011 and served as manager for the North Shore Honu of the Hawaiian Winter League in 2008.

Kevin led Single-A Salem to a 73-65 record in 2010, 2nd place in the Carolina League's Southern Division, and spent 2008-09 at the helm of Greenville leading the Drive to a 1st-half division title in 2009. That year he was selected to manage the South Atlantic League's Southern Division All-Star Team.

Kevin spent 2006 and 2007 as manager of the Fort Myers Miracle, a Single-A affiliate of the Minnesota Twins. He also served as a manager in the Twins system with Single-A Beloit in 2005 and Single-A Quad City in 2004.

Prior to joining the Twins, he skipped Kansas City's Rookie-Advanced level Arizona Royals in 2003 and served as a coach with the Gulf Coast League Royals in 2002. He managed Florida's Short-A Utica Blue Sox in 2001 after making his professional managerial debut with the GCL Marlins in 2000, a team he led to a division title.

Kevin was selected by the Cubs in the 42nd round of the 1998 June Draft out of the University of South Florida where he received a Bachelor's Degree in Communications. His father, John Boles, managed the Marlins in 1996 and from 1999-2001.

## Boles' Career Managerial Record

YEAR	CLUB	LEAGUE	W	L	PCT.	DIV.	PLAYOFFS
2000	Marlins	Gulf Coast (R)	40	20	.667	(1st)	lost to GCL Yankees in 1-game playoff
2001	Utica	New York-Penn (A)	27	47	.365	(5th)	
2003	Royals	Arizona (R)	32	22	.593	(3rd)	
2004	Quad City	Midwest (A)	68	68	.500	(6th/4th)	
2005	Beloit	Midwest (A)	69	71	.493	(6th/T-2nd)	lost to Wisconsin, 2-1 in quarter-finals
2006	Ft. Myers	Florida State (A)	80	60	.571	(T-1st/1st)	lost to Dunedin, 2-1 in semi-final
2007	Ft. Myers	Florida State (A)	70	70	.500	(5th/4th)	
2008	Greenville	South Atlantic (A)	70	69	.504	(4th/7th)	
2009	Greenville	South Atlantic (A)	73	65	.529	(1st/4th)	def. Asheville, 2-0 in semi-finals; lost to Lakewood, 3-1 in finals
2010	Salem	Carolina (A)	73	65	.529	(2nd/4th)	
2011	Portland	Eastern (AA)	59	83	.415	(6th)	
2012	Portland	Eastern (AA)	68	73	.482	(5th)	
2013	Portland	Eastern (AA)	68	73	.482	(4th)	
2014	Pawtucket	International (AAA)	79	65	.549	(2nd)	def. Syracuse 3-0 in semi-finals; def. Durham 3-2 in finals
2015	Pawtucket	International (AAA)	59	85	.410	(6th)	
<b>Career Totals (15 years)</b>			<b>935</b>	<b>936</b>	<b>.500</b>		

Pawtucket Red Sox

## Pawtucket Red Sox, Continued



### Bob Kipper, Pitching Coach

**OPENING DAY AGE:** 51

**BORN:** July 8, 1964 in Aurora, IL

**RESIDES:** Greer, SC

Bob begins his 2nd year as Pawtucket's pitching coach. In addition to his role in Pawtucket, he spent time at the major league level as Boston's interim bullpen coach in August and September of 2015. He previously served as Portland's pitching coach from 2010-14 as well as from 2003-04 and he served as the Greenville Drive's pitching coach from 2005-06 and from 2008-09. In 2009, he joined the Drive's coaching staff on the South Atlantic League All-Star Game roster and was named to the league's year-end All-Star team after guiding his hurlers to a 3.80 ERA. He served as pitching coach in Lancaster in 2007 helping the JetHawks to the California League's best record.

Previously, Kipper served as Boston's bullpen coach in 2002. He was also a pitching coach in the Red Sox farm system with Augusta from 2000-01 and with Lowell in 1999. He spent 3 years from 1996-98 as the pitching coach for Winnipeg of the independent Northern League after beginning his coaching career with the Evansville Otters of the independent Frontier League in 1995.

The 8th overall pick in the 1982 June Draft by California, he was 27-37 with 11 saves and a 4.34 ERA in 271 games (45 starts) over 8 big league seasons for the Angels (1985), Pirates (1985-91), and Twins (1992).

Bob and his wife, Kristin, have 2 daughters, Kaylyn (22) and Kendal (18).



### Rich Gedman, Hitting Coach

**OPENING DAY AGE:** 56

**BORN:** September 26, 1959 in Worcester, MA

**RESIDES:** Framingham, MA

Rich enters his 2nd season as hitting coach for Pawtucket after serving in the same capacity with the Sea Dogs (2013-14), the Salem Red Sox (2012), and the Lowell Spinners (2011). He served as manager of the independent Can-Am League's Worcester Tornadoes for 6 seasons from 2005-10, and prior to that acted as bench coach for the Can-Am League's North Shore Spirit.

A former catcher, Rich signed with Boston as a non-drafted free agent in 1977 and played 13 major league seasons with the Red Sox (1980-90), Astros (1990), and Cardinals (1991-92). A career .252 hitter with 88 home runs and 382 RBI, he earned a pair of All-Star selections in 1985 and 1986. He served as catcher during Boston's AL pennant run in 1986 and caught Roger Clemens' 20-strikeout game on 4/29 of that season.

Rich and His wife, Sherry, have three children; Michael, Marissa, and Matthew.



### Bruce Crabbe, Coach

**OPENING DAY AGE:** 54

**BORN:** February 14, 1962 in Louisville, KY

**RESIDES:** Orlando, FL

Bruce enters his 12th year in the Red Sox organization and his 3rd year as a coach with Pawtucket after 10 campaigns as a minor league manager. He previously skipped in Boston's farm system for the Lowell Spinners in 2006, 2010, 2012-13 and the Salem Red Sox in 2011. He also spent 4 seasons from 2006-09 as Boston's minor league infield coordinator. His tenure with the Red Sox began as hitting coach for the Wilmington Blue Rocks in 2005.

Bruce spent 7 years with the Texas Rangers from 1998-2004, the last 3 as a hitting and infield coach for Triple-A Oklahoma. From 1998-2001, he served dual roles as a Triple-A Coach and Single-A Pulaski's manager. In 1999, he led Pulaski to the best record in the Appalachian League and was named Manager of the Year. Crabbe spent 1995-97 as the manager, director of player development and scouting, and infield coach for the Colorado Silver Bullets, a professional women's baseball team.

Bruce played professionally in the Cubs, Blue Jays, and Braves systems from 1984-92 after attending the University of Florida, where he was an All-American selection in 1984. He holds a bachelor's degree in liberal arts.

## Pawtucket Red Sox, Continued



### Jon Jochim, Senior Athletic Trainer

2016 will mark Jon's 13th season as an athletic trainer in the Red Sox farm system and his 7th consecutive year serving in that role for Pawtucket. Previously, he held the same position for the Portland Sea Dogs in 2009 and for the Lancaster JetHawks from 2007-08, where in 2007 he was named California League Trainer of the Year. He also served as the Gulf Coast League Red Sox athletic trainer in 2006 and spent 2 seasons as the athletic trainer for the Lowell Spinners (2004-05) while serving as the assistant minor league training coordinator.

Jon was an intern for the GCL Red Sox in 2003, and prior to joining the Red Sox organization was an athletic trainer for the Harlem Globetrotters basketball team.



### Kirby Retzer, Strength and Conditioning Coach

Kirby begins his 1st season as Pawtucket's strength and conditioning coach. He previously served in the same capacity for the Rookie-level Gulf Coast League Twins in the Minnesota system from 2014-15. Prior to his time with the GCL Twins, where he also served as rehab assistant strength and conditioning coach, Kirby interned with current Red Sox strength and conditioning coach Mike Roose. He also worked for Florida Gulf Coast University athletics as an assistant strength and conditioning coach during the 2014 offseason and interned with former Red Sox strength and conditioning consultant Mike Boyle in 2015.

## 2015 Pawtucket Red Sox Season in Review

### Record: 59-85, 6th, 22.0 GB (North Division)

Pawtucket finished with a 59-85 record, failing to advance to the postseason for the 1st time since 2010. In his 2nd year at the helm of the PawSox, manager **Kevin Boles** saw 23 of his players contribute with the Red Sox at the major league level, excluding rehab assignments. Club hurlers combined for a 3.73 ERA, 3rd among Sox minor leaguers.

**LHP Henry Owens** was 3-8 with a 3.16 ERA (43 ER/122.1 IP) in 21 starts for the PawSox before making his major league debut on August 4. Owens walked 56 and struck out a team-leading 103 batters. He led all qualifying Triple-A pitchers with a .193 opponent batting average (84-for-435) and ranked among IL leaders in ERA (10th) and WHIP (2nd, 1.14).

**OF Jackie Bradley Jr.** hit .305 (86-for-282) with 18 doubles, 9 home runs, 29 RBI, 30 walks, and 38 runs in 71 games for Pawtucket. A Mid-Season All-Star, Bradley walked and scored the game-tying run in the International All-Stars' win over the Pacific Coast League All-Stars. At the time of his 4th and final recall to Boston on 7/29, he ranked among IL leaders in batting average (6th), on-base percentage (3rd, .382), slugging percentage (5th, .472), and OPS (3rd, .853).

**LHP Brian Johnson** was 9-6 with a 2.53 ERA (27 ER/96.0 IP) in 18 starts for Pawtucket, allowing 32 walks and striking out 90. Named IL Pitcher of the Week for 4/20-26, he allowed just 2 hits in a 7.0-inning shutout on 4/21 for the honors. The Mid-Season All-Star led the team in wins and was 2nd in strikeouts.

**SS Marco Hernandez** made his Triple-A debut on 7/16 after starting the season with Double-A Portland. He hit .271 (49-for-181) with 9 doubles, 2 triples, 4 home runs, 22 RBI, 8 walks and 27 runs scored in 46 games for the PawSox. Hernandez combined to hit .305 (141-for-463) between Portland and Pawtucket, the 2nd highest batting average among Red Sox minor leaguers.

**RHP Noe Ramirez** was 4-1 with 3 saves, a 2.32 ERA (11 ER/42.2 IP) and 38 strikeouts in 30 games (1 start), including a 1.82 ERA (8 ER/39.2 IP) out of the bullpen. Ramirez held right-handed Triple-A batters to a .188 average (15-for-80) and was recalled to Boston for a 3rd and final time on 9/1. He had not allowed a run in 15.1 innings spanning 12 games at Pawtucket's McCoy Stadium.

Signed as a minor league free agent on 8/14, **LHP Rich Hill** went 3-2 with a 2.78 ERA (10 ER/32.1 IP), walking 9 and striking out 29 in 5 starts with the PawSox. He began the 2015 season in the Washington Nationals organization and combined to go 5-4 with a 2.83 ERA (17 ER/54.0 IP) and a .206 opponent batting average in 30 Triple-A appearances (5 starts) between Syracuse and Pawtucket.

**RHP Jonathan Aro** combined for 34 appearances between Pawtucket and Double-A Portland, going 3-3 with a 3.04 ERA (25 ER/74.0 IP) and 72 strikeouts. He also posted a 1.02 WHIP between both levels, allowing 54 hits and issuing 18 walks. For Pawtucket, Aro finished with a 3.14 ERA (18 ER/51.2 IP). He struck out 53 and walked 10 in 26 games for the PawSox.

Named the Lou Gorman Award winner for 2015, Aro was selected to Boston's active major league roster on 6/25 and had 4 stints with Boston. Over his last 4 appearances with the PawSox, he allowed only 2 earned runs in 9.1 innings (1.93 ERA) with 6 strikeouts and no walks.

In 93 games for the PawSox between first base (46 games), right field (21 games), and left field (2 games), **OF/1B Allen Craig** hit .274 (94-for-343) with 14 doubles, 4 homers, 30 RBI, and 49 walks. His .368 on-base percentage ranked third among International League leaders.

# Pawtucket Red Sox, Continued

## 2015 Batting and Pitching Statistics

PLAYER	AVG	G	AB	R	H	2B	3B	HR	RBI	SH	SF	HP	BB	SO	SB	CS	E
Berry, Quintin	.228	106	359	44	82	7	1	4	36	5	6	5	51	89	35	6	4
Bianchi, Jeff	.262	42	130	13	34	5	1	0	8	0	3	0	13	19	4	2	3
Bradley Jr., Jackie	.305	71	282	38	86	18	1	9	29	5	1	0	30	44	4	4	3
Brentz, Bryce	.232	59	220	28	51	9	0	8	26	2	0	4	24	74	0	0	2
Castillo, Rusney	.282	40	156	17	44	7	0	3	17	0	0	2	14	28	10	2	1
Cecchini, Garin	.213	117	422	34	90	14	0	7	28	4	1	2	40	100	9	0	7
Coyle, Sean	.159	39	126	21	20	3	0	5	16	0	2	0	20	44	4	1	7
Craig, Allen	.274	93	343	29	94	14	0	4	30	4	0	3	49	70	0	0	3
Gragani, Reed	.000	2	6	0	0	0	0	0	0	0	0	0	1	0	0	0	1
Hanigan, Ryan	.182	4	11	2	2	0	0	0	0	0	0	0	3	1	0	0	0
Hernandez, Marco	.271	46	181	27	49	9	2	4	22	0	0	1	8	39	1	0	8
Jimenez, Luis	.140	14	57	4	8	0	1	2	6	0	0	0	0	9	0	0	2
Leon, Sandy	.263	26	99	8	26	4	0	1	13	2	0	0	10	23	0	1	1
Marrero, Chris	.239	22	92	10	22	5	0	3	8	0	0	0	2	19	0	0	0
Marrero, Deven	.256	102	375	49	96	13	1	6	29	2	5	4	33	87	12	5	18
Martinez, Luis	.164	18	55	7	9	0	0	0	6	0	1	0	11	12	0	0	1
Miller, Mike	.219	74	247	17	54	10	1	3	19	0	4	3	14	34	6	3	4
Montz, Luke	.167	48	162	15	27	12	0	5	21	1	1	3	23	58	1	0	1
Nava, Daniel	.250	10	36	4	9	1	0	1	8	2	0	0	4	11	2	0	0
Peguero, Carlos	.237	26	97	9	23	4	0	7	21	1	0	1	9	33	0	0	1
Quintero, Humberto	.257	81	288	19	74	7	0	7	33	3	2	3	9	53	2	0	5
Rivero, Carlos	.248	28	117	12	29	4	0	1	15	0	0	0	10	26	0	0	2
Roof, Jonathan	.214	48	168	16	36	7	0	2	12	1	1	2	8	33	2	0	0
Shaw, Travis	.249	77	289	29	72	12	2	5	30	4	1	2	26	54	0	1	7
Spring, Matt	.191	60	199	17	38	10	0	6	18	0	0	1	22	71	0	0	7
Suihart, Blake	.311	20	74	7	23	3	0	0	11	0	0	0	6	14	1	1	1
Tavarez, Aneury	.389	6	18	6	7	2	0	1	5	2	0	0	3	4	2	0	0
Victorino, Shane	.308	4	13	1	4	1	0	0	0	0	0	0	0	2	0	0	0
Weeks, Jemile	.204	70	235	25	48	11	2	1	6	2	0	0	29	53	7	0	10
<b>Totals</b>	<b>.238</b>	<b>144</b>	<b>4857</b>	<b>508</b>	<b>1157</b>	<b>192</b>	<b>12</b>	<b>95</b>	<b>473</b>	<b>40</b>	<b>28</b>	<b>36</b>	<b>472</b>	<b>1104</b>	<b>102</b>	<b>26</b>	<b>112</b>

PITCHER	W-L	ERA	G	GS	CG	SHO	SV	IP	H	R	ER	HR	HB	BB	SO	WP	BK
Aro, Jonathan	0-1	3.14	26	0	0	0	2	51.2	43	18	18	2	4	10	53	0	0
Barnes, Matt	1-1	4.06	17	5	0	0	0	37.2	36	17	17	3	1	22	41	2	1
Belisario, Ronald	0-1	0.00	5	0	0	0	0	6.1	4	2	0	0	0	3	2	0	0
Berry, Quintin	0-1	27.00	1	0	0	0	0	0.2	0	2	2	0	0	5	0	1	0
Bianchi, Jeff	0-0	2.25	2	0	0	0	0	4.0	3	1	1	0	0	0	0	0	0
Celestino, Miguel	0-4	3.67	17	1	0	0	0	34.1	36	17	14	3	2	16	26	5	0
Cook, Ryan	0-0	0.00	7	0	0	0	1	9.1	2	0	0	0	0	2	10	0	0
Cornely, John	0-1	6.23	4	0	0	0	1	4.1	8	3	3	1	0	3	4	0	0
Couch, Keith	4-10	6.14	26	21	0	0	0	124.2	152	90	85	11	6	50	62	1	0
Cuevas, William	3-2	2.63	7	7	0	0	0	41.0	29	12	12	3	1	14	37	1	0
Diaz, Dayan	2-1	1.89	28	0	0	0	4	57.0	47	16	12	3	2	28	49	3	0
Escobar, Edwin	3-3	5.07	19	6	0	0	0	49.2	52	29	28	8	2	25	24	0	0
Eveland, Dana	2-0	1.54	16	0	0	0	2	23.1	17	4	4	0	4	3	20	1	0
Haviland, Shawn	1-5	4.17	6	6	0	0	0	36.2	41	18	17	1	5	9	23	1	0
Hembree, Heath	0-5	2.27	29	0	0	0	8	31.2	23	10	8	1	2	10	32	4	0
Hill, Rich	3-2	2.78	5	5	0	0	0	32.1	27	11	10	3	2	9	29	0	0
Hinojosa, Daliel	3-1	3.21	19	0	0	0	0	42.0	39	21	15	2	1	17	39	2	0
Johnson, Brian	9-6	2.53	18	18	1	1	0	96.0	74	34	27	6	4	32	90	5	0
Kelly, Joe	1-1	2.84	4	4	0	0	0	19.0	14	7	6	1	1	6	18	1	0
Kraus, Kyle	0-0	0.00	1	0	0	0	0	2.2	3	0	0	0	0	0	2	0	0
Layne, Tommy	0-0	3.52	7	0	0	0	3	7.2	8	3	3	0	0	2	9	0	0
Light, Pat	2-4	5.18	26	0	0	0	2	33.0	31	19	19	2	1	26	35	1	0
Marban, Jorge	3-0	0.69	6	0	0	0	0	13.0	6	1	1	0	1	4	13	1	0
Masterson, Justin	0-2	3.29	3	3	0	0	0	13.2	8	6	5	0	1	7	12	4	0
McCarthy, Mike	0-1	9.00	1	1	0	0	0	6.0	8	6	6	2	1	3	3	0	0
Owens, Henry	3-8	3.16	21	21	0	0	0	122.1	84	47	43	7	3	56	103	4	1
Porcello, Rick	0-0	4.76	1	1	0	0	0	5.2	3	3	3	1	1	0	6	0	0
Ramirez, Noe	4-1	2.32	30	1	0	0	3	42.2	33	13	11	1	1	18	38	1	0
Rodriguez, Eduardo	4-3	2.98	8	8	1	0	0	48.1	46	22	16	2	0	7	44	1	0
Ross Jr., Robbie	0-0	3.86	4	0	0	0	0	7.0	5	3	3	0	1	4	6	0	0
Scott, Robby	1-1	7.67	13	1	0	0	1	31.2	47	31	27	5	0	9	27	0	0
Spruill, Zeke	5-10	3.94	35	14	0	0	2	114.1	132	58	50	8	6	34	67	2	0
Todd, Jess	3-5	5.07	22	13	0	0	0	81.2	93	50	46	6	1	30	45	0	0
Wright, Steven	2-5	3.81	8	8	1	0	0	52.0	55	31	22	2	2	15	42	5	0
Younginer, Madison	0-0	2.45	2	0	0	0	0	3.2	4	1	1	0	1	0	2	0	0
<b>Totals</b>	<b>59-85</b>	<b>3.73</b>	<b>144</b>	<b>144</b>	<b>3</b>	<b>7</b>	<b>29</b>	<b>1287.0</b>	<b>1213</b>	<b>606</b>	<b>534</b>	<b>84</b>	<b>57</b>	<b>479</b>	<b>1013</b>	<b>46</b>	<b>2</b>



# PORTLAND SEA DOGS

Eastern League - Double-A  
Hadlock Field, 271 Park Avenue, Portland, ME 04102

President.....	Charlie Eshbach
Executive Vice President/General Manager.....	Geoff Iacuessia
Assistant General Manager/Director of Media Relations.....	Chris Cameron
Manager.....	Carlos Febles
Pitching Coach.....	Kevin Walker
Hitting Coach.....	Jon Nunnally
Athletic Trainer.....	Eric Velazquez
Strength and Conditioning Coach.....	Chris Messina
Stadium (First Season/Capacity).....	Hadlock Field (1994/7,368)
Media Relations Telephone/Fax.....	(207) 874-9300 / (207) 780-0317

## Carlos Febles, Manager



**OPENING DAY AGE:** 39

**BORN:** May 24, 1976 in El Seibo, DR

**RESIDES:** La Romana, DR

**MINOR LEAGUE MANAGERIAL RECORD:** 280-346 (.447)

Carlos begins his 1st season at the helm for Portland after managing for 2 seasons in Salem from 2014-15. Prior to that he skippered in Greenville from 2012-13 after making his managerial debut with the Lowell Spinners in 2011. He previously held positions as hitting coach with the Salem Red Sox (2009-10) and Lancaster JetHawks (2008) after making his professional coaching debut with Lowell in 2007. He led the

JetHawks to California League-best marks in batting (.285), hits (1,423), and homers (154) in 2008.

The second baseman spent 6 seasons with the Kansas City Royals from 1998-2003, batting .250 with 24 home runs and 146 RBI. As a rookie in 1999, he set career highs in homers (10), RBI (53), and stolen bases (20), ranking among AL rookies in triples (1st, 9), OBP (2nd, .336), walks (2nd, 47), stolen bases (T-2nd), and runs (3rd, 71).

He played his final professional season for the Red Sox organization with Pawtucket in 2004, batting .257 (67-for-261) with 3 homers and 28 RBI in 68 games.

Carlos and his wife, Nedelin, have two children: Karla and Carlos, Jr.

## Febles' Career Managerial Record

YEAR	CLUB	LEAGUE	W	L	PCT.	DIV.	PLAYOFFS
2011	Lowell	New York-Penn (A)	29	45	.392	(4th)	
2012	Greenville	South Atlantic (A)	66	73	.475	(6th)	
2013	Greenville	South Atlantic (A)	51	87	.370	(7th)	
2014	Salem	Carolina (A)	68	68	.500	(2nd/2nd)	lost to Myrtle Beach, 2-1 in semi-finals
2015	Salem	Carolina (A)	66	73	.475	(2nd/4th)	
<b>Career Totals (5 years)</b>			<b>280</b>	<b>346</b>	<b>.447</b>		

## Kevin Walker, Pitching Coach



**OPENING DAY AGE:** 39

**BORN:** September 20, 1976 in Irving, TX

**RESIDES:** Holtville, CA

Kevin enters his 2nd season as pitching coach for Portland after serving in that capacity for the Salem Red Sox (2011-14), the Greenville Drive (2010), and the Lowell Spinners (2009). In his professional coaching debut in 2009, Spinners hurlers led the New York-Penn League with 638 strikeouts and ranked 2nd with a franchise-best 2.96 ERA.

A left-handed pitcher, he compiled a 7-3 record and a 4.76 ERA in 122 career major league games for the San Diego Padres (2000-03), San Francisco Giants (2004), and Chicago White Sox (2005). A 6th-round selection by San Diego in the June 1995 draft, Kevin saw his first big league action with the Padres in 2000, going 7-1 with a 4.19 ERA in a career-high 70 outings, 2nd-most among major league rookies that year. His 14-year pro pitching career also included stints in the Texas Rangers (2006) and Colorado Rockies (2007) systems and 2 seasons with Camden of the independent Atlantic League (2007-08).

He and his wife, Aimee, live in Holtville, CA with daughter, Kamryn (11), and son, Brady (10).

## Portland Sea Dogs, Continued



### **Jon Nunnally, Hitting Coach**

---

**OPENING DAY AGE:** 44

**BORN:** November 9, 1971 in Pelham, NC

**RESIDES:** Pelham, NC

Jon begins his 1st season as Portland's hitting coach after serving in the same capacity for Salem in 2015. Jon previously spent 9 years coaching in professional baseball between the Cleveland Indians (2006-11) and Toronto Blue Jays (2012-14) minor league systems.

A former outfielder, his major league playing career spanned six years (1995-2000), including part of the 1999 season with the Red Sox. Nunnally also played for the Kansas City Royals (1995-97), Cincinnati Reds (1997-98), and the New York Mets (2000).



### **Eric Velazquez, Athletic Trainer**

---

Eric enters his 1st season as trainer in Portland after serving as athletic trainer for 2 seasons with New York Mets Single-A affiliate Savannah. He began his work with the Mets as the head athletic trainer at their Dominican Republic Academy in 2010 and also served as the Mets Latin American Medical Coordinator (2011) and as an athletic trainer for the Short-A Brooklyn Cyclones (2012-13). Eric received his bachelor's in exercise biology from the University of California, Davis and his master's in athletic training from Stephen F. Austin University. He has worked for the Arizona Fall League (2012) and Venezuelan Winter League (2014-15) and was a part of the Dominican Winter League National Championship and Caribbean Series during the 2011 season

with the Leones de Escogido.



### **Chris Messina, Strength and Conditioning Coach**

---

Chris begins his 1st season as strength and conditioning coach for Portland. He spent 2015 in the same role with Pittsburgh's Rookie-level Bristol Pirates and interned at Texas Christian University in the summer of 2014. Chris studied exercise science at State University of New York at Fredonia and received his M.S. in applied health physiology at Salisbury University in Maryland.



### 2015 Portland Sea Dogs Season in Review

#### Record: 53-89, 6th, 27.5 GB (Eastern Division)

In his 2nd season managing Portland, **Billy McMillon's** Sea Dogs went 53-89 in the Eastern League's Northern Division. Portland batters ranked 3rd among Red Sox minor league teams with a .251 batting average. They were 2nd in hits (1,194) and 3rd in home runs (66).

**1B Sam Travis** hit .300 (73-for-243) with 17 doubles, 2 triples, 4 home runs, and 33 walks for Portland. The 2015 Red Sox Offensive Player of the Year reached base safely in 60 of 65 starts with the Sea Dogs, including 21 consecutive games from 7/13-8/6. He also matched a team high with a 13-game hit streak from 7/24-8/6 and reached base safely in 17 of his final 19 games, including 11 times in his last 3 games. Named the 2015 Sea Dogs Most Valuable Player, Travis posted the best fielding percentage (.997) of any first baseman in the league (min. 50 games), with just 2 errors in 63 games played.

**RHP William Cuevas** was 8-5 with a 3.40 ERA (36 ER/95.1 IP) in 19 starts for Portland. A Mid-Season Eastern League All-Star, he served as the starting pitcher for the East All-Star Team and threw a perfect 1st inning. Cuevas was joined by teammates **3B Carlos Asuaje**, **SS Marco Hernandez**, **LHP Robby Scott**, **1B Jantzen Witte**, and **RHP Madison Younginer** as Eastern League All-Stars. The Portland Sea Dogs hosted the 2015 classic at Hadlock Field.

At the time of his promotion to Triple-A Pawtucket on 8/5, **Cuevas** ranked 7th in the EL in strikeouts (91) and opponents average (.233), and 13th in ERA (3.40). Named Portland's Pitcher of the Year, he paced the Sea Dogs in wins (tied, 8), finished 2nd in strikeouts (91), and had the lowest opponent average (.233) and WHIP (1.31) among qualified starters.

**Asuaje** hit .251 (124-for-495) in a team-leading 131 games with 23 doubles, 7 triples, 8 home runs, 61 RBI and 56 walks. His 7 triples were tied for 2nd in the EL and his 61 RBI ranked 5th in the Red Sox minor league system.

Named the Eastern All-Star Game Top Star, **Hernandez** went 2-for-2 with a 2-run home run for the East All-Stars. Hernandez hit .326 (92-for-282) with 21 doubles, 4 triples, 5 homers, and 31 RBI in 68 games for Portland before being promoted to Triple-A Pawtucket on 7/16.

In his 2nd stint in the Boston Red Sox organization (2007-12), **3B Oscar Tejada** hit .247 (97-for-392) with 20 doubles, 2 triples, 4 home runs, 38 RBI, 26 walks and 45 runs scored. Tejada earned Eastern League Player of the Week honors for 5/11-17, batting .467 (14-for-30) with 6 doubles, 1 triple, and 10 RBI in 7 games during that span.

**C Tim Roberson** hit .300 (65-for-217) with 12 doubles, 4 homers, and 13 walks in 57 games for the Sea Dogs. Portland's 10th Player Award honoree, Roberson was the 3rd player in Sea Dogs franchise history to hit for the cycle on 5/15.

**RHP Aaron Wilkerson** made his Double-A debut on 8/5 and finished the year with a 2.66 ERA (12 ER/40.2 IP), going 4-1 in 7 starts for Portland. Named the Eastern League Pitcher of the Week for 8/17-23, he went 2-0 with a 0.64 ERA (1 ER/14.0 IP), allowing 6 hits and striking out 11 in that span. Wilkerson combined for a 3.10 ERA between Portland, Single-A Greenville, and High-A Salem, 2nd among Red Sox minor leaguers. He also led organizational leaders in strikeouts (137) and wins (tied, 11).

**CF Manuel Margot** hit .271 (70-for-258) with 21 doubles, 4 triples, 3 home runs, 33 RBI, and 19 stolen bases in 64 games for the Sea Dogs. Named the Eastern League Player of the Week for 8/31-9/7, he hit .441 (15-for-34) with 3 doubles, 1 triple, 2 home runs, and 12 RBI in 8 games. He scored 7 runs with 2 walks and 3 stolen bases in that span, ending the season with a 6-game hit streak.

Margot became the 4th player in Sea Dogs history, the 2nd in 2015, to hit for the cycle (9/6) and the 1st in franchise history to do so at Hadlock Field. He also set franchise records for the month of September in at-bats (29), hits (14), RBI (11), total bases (25), and slugging percentage (1.347).

**RHP Mike McCarthy** was named the Sea Dogs Citizen of the Year for the 2nd consecutive year, dedicating much of the season to community involvement. He partnered with Baseball Miracles to host an equipment drive at Hadlock Field for underprivileged children and made frequent appearances at schools to talk about the importance of education. McCarthy went 6-8 with a 4.59 ERA (59 ER/115.2 IP) in 29 games with Portland, including 18 starts.

# Portland Sea Dogs, Continued

## 2015 Batting and Pitching Statistics

PLAYER	AVG	G	AB	R	H	2B	3B	HR	RBI	SH	SF	HP	BB	SO	SB	CS	E
Allday, Forrestt	.267	5	15	3	4	0	0	0	3	1	0	0	5	3	0	0	1
Asuaje, Carlos	.251	131	495	60	124	23	7	8	61	10	2	7	56	88	9	6	15
Bethea, Danny	.318	12	44	7	14	5	0	0	5	0	0	0	14	0	0	0	0
Betts, Mookie	.500	1	4	1	2	0	0	1	1	0	0	0	0	0	0	0	0
Blanke, Mike	.167	2	6	2	1	0	0	0	1	0	0	0	3	0	0	0	1
Brenly, Michael	.179	8	28	3	5	0	0	0	3	0	0	0	0	11	1	0	1
Chester, David	.181	67	232	21	42	7	0	7	21	0	3	5	17	57	1	1	1
De La Cruz, Keury	.240	112	405	39	97	22	3	9	47	1	2	2	23	95	3	6	4
Gragani, Reed	.234	40	137	15	32	3	0	0	7	4	1	1	23	28	1	0	4
Hanigan, Ryan	.250	3	8	0	2	1	0	0	0	0	0	0	3	1	0	0	0
Heller, Kevin	.132	13	38	4	5	2	0	0	5	2	1	3	4	13	0	0	0
Hernandez, Marco	.326	68	282	30	92	21	4	5	31	2	0	1	9	49	4	2	19
Lawley, Dustin	.196	26	92	8	18	3	0	2	12	0	1	2	5	24	0	1	6
Lin, Tzu-Wei	.202	46	173	21	35	5	3	0	14	4	1	0	16	27	8	3	11
Margot, Manuel	.271	64	258	38	70	21	4	3	33	0	2	1	21	36	19	8	2
Martinez, Luis	.219	65	219	10	48	13	0	1	23	1	1	3	22	44	1	2	9
Miller, Mike	.273	40	165	26	45	9	2	1	12	2	3	2	11	21	6	2	8
Ramos, Henry	.244	37	131	8	32	11	2	0	8	2	0	0	14	26	0	0	2
Roberson, Tim	.300	57	217	27	65	12	1	4	30	0	0	1	13	46	1	1	2
Romanski, Jake	.268	16	56	4	15	1	0	1	6	0	0	0	3	6	0	0	1
Roof, Jonathan	.234	47	141	24	33	4	2	1	9	3	2	2	20	19	4	2	3
Sappelt, Dave	.207	8	29	5	6	1	0	2	2	0	0	0	3	7	0	0	2
Sturgeon, Cole	.203	40	133	13	27	8	1	0	7	5	1	0	5	30	3	3	1
Suarez, Alixon	.100	3	10	1	1	1	0	0	0	0	0	0	0	2	0	0	0
Swhart, Blake	.429	2	7	1	3	1	0	0	0	0	0	0	0	2	0	0	0
Tavarez, Aneurys	.226	67	234	25	53	13	1	5	14	3	0	3	8	64	4	5	3
Tejeda, Oscar	.247	103	392	45	97	20	2	4	38	0	2	1	26	77	4	5	14
Tekotte, Blake	.275	49	160	17	44	9	3	3	20	1	1	5	18	29	4	3	0
Travis, Sam	.300	65	243	35	73	17	2	4	38	0	3	2	33	34	9	6	2
Victorino, Shane	.154	4	13	1	2	1	0	0	1	0	0	1	0	2	0	0	0
Vinicio, Jose	.273	3	11	1	3	0	0	0	0	0	0	0	0	1	0	0	1
Weems, Jordan	.224	17	67	8	15	5	1	1	8	0	0	0	4	16	1	0	5
Witte, Jantzen	.283	85	314	36	89	25	2	4	48	0	5	6	36	47	3	3	6
<b>Totals</b>	<b>.251</b>	<b>142</b>	<b>4759</b>	<b>539</b>	<b>1194</b>	<b>264</b>	<b>40</b>	<b>66</b>	<b>508</b>	<b>41</b>	<b>31</b>	<b>48</b>	<b>401</b>	<b>919</b>	<b>86</b>	<b>59</b>	<b>143</b>

PITCHER	W-L	ERA	G	GS	CG	SHO	SV	IP	H	R	ER	HR	HB	BB	SO	WP	BK
Aro, Jonathan	3-2	2.82	8	0	0	0	0	22.1	15	12	7	0	1	8	19	0	0
Augliera, Mike	3-15	5.21	28	17	0	0	0	114.0	150	79	66	10	5	34	77	6	0
Celestino, Miguel	0-2	7.15	7	0	0	0	0	11.1	15	9	9	3	1	6	8	1	0
Cornely, John	0-2	4.38	29	0	0	0	2	39.0	25	20	19	3	1	29	38	6	0
Cuevas, William	8-5	3.40	19	19	0	0	0	95.1	84	43	36	4	3	41	91	9	0
Diaz, Dayan	0-0	1.15	9	0	0	0	2	15.2	7	2	2	0	0	2	17	1	1
Diaz, Luis	2-10	5.47	27	27	0	0	0	136.2	156	94	83	11	12	59	86	11	1
Gunkel, Joe	2-1	3.93	4	3	0	0	0	18.1	26	8	8	1	0	8	22	1	0
Haley, Justin	5-16	5.15	27	27	0	0	0	124.0	142	80	71	7	6	50	95	15	1
Jerez, Williams	1-2	3.65	22	0	0	0	1	37.0	34	15	15	2	0	17	31	2	0
Kaminska, Kyle	1-0	2.03	4	0	0	0	1	13.1	8	3	3	2	0	2	8	0	0
Kraus, Kyle	0-1	4.59	15	2	0	0	1	49.0	51	28	25	7	1	10	25	2	1
Light, Pat	1-1	2.43	21	0	0	0	0	29.2	18	11	8	3	0	11	32	1	0
Marban, Jorge	2-1	1.36	24	0	0	0	5	33.0	25	9	5	0	1	22	26	0	0
Martin, Kyle	2-1	4.50	27	0	0	0	5	42.0	43	22	21	3	1	16	48	6	1
Masterson, Justin	0-0	3.86	1	1	0	0	0	4.2	8	2	2	0	1	1	2	1	0
McCarthy, Mike	6-8	4.59	29	18	0	0	0	115.2	119	64	59	10	5	41	58	6	0
Mercedes, Simon	3-3	4.88	37	0	0	0	0	79.1	85	54	43	8	3	38	63	8	0
Quevedo, Heri	0-5	5.40	19	8	0	0	1	56.2	65	38	34	6	2	36	45	3	0
Rosenbaum, Danny	0-7	6.02	11	11	0	0	0	40.1	49	37	27	5	0	28	26	1	1
Scott, Robby	1-1	2.06	25	2	0	0	0	43.2	32	14	10	3	1	13	41	3	1
Sturgeon, Cole	1-0	0.00	1	0	0	0	0	3.0	1	0	0	0	0	1	0	0	0
Tejeda, Oscar	0-1	13.50	1	0	0	0	0	1.1	3	2	2	1	2	0	1	0	0
Wilkinson, Aaron	4-1	2.66	7	7	0	0	0	40.2	28	13	12	0	1	13	35	0	0
Younginer, Madison	8-4	3.05	39	0	0	0	2	73.2	62	30	25	4	5	25	55	8	0
<b>Totals</b>	<b>53-89</b>	<b>4.30</b>	<b>142</b>	<b>142</b>	<b>0</b>	<b>5</b>	<b>23</b>	<b>1239.2</b>	<b>1251</b>	<b>689</b>	<b>592</b>	<b>93</b>	<b>52</b>	<b>511</b>	<b>949</b>	<b>91</b>	<b>7</b>



# SALEM RED SOX

Carolina League - High-A  
Salem Memorial Ballpark, 1004 Texas Street, Salem, VA 24153

General Manager .....	Ryan Shelton
Vice President/Assistant General Manager .....	Allen Lawrence
Director, Broadcasting and Media Relations .....	Evon Lepler
Manager .....	Joe Oliver
Pitching Coach .....	Paul Abbott
Hitting Coach .....	Nelson Paulino
Athletic Trainer .....	Nick Kuchwara
Stadium (First Season/Capacity) .....	LewisGale Field at Salem Memorial Ballpark (1995 / 5,503)
Media Relations Telephone/Fax .....	(540) 389-3333 / (540) 389-9710

## Joe Oliver, Manager



**OPENING DAY AGE:** 50

**BORN:** July 24, 1965

**RESIDES:** Orlando, FL

**MINOR LEAGUE MANAGERIAL RECORD:** 74-77 (.490)

Joe enters his 1st season at the helm for Salem in 2016. He previously served in the same capacity for Lowell from 2014-15. He made his managerial debut with the Spinners in 2014 as the club's 11th manager in franchise history.

A 12-year major league veteran, he was drafted by the Cincinnati Reds in the 1983 June Draft. Joe made his major league debut in 1989, was a member of the 1990 World Series Champion Reds, and was named the Reds MVP in 1993. He also played with the Milwaukee Brewers (1995), Detroit Tigers (1998), Seattle Mariners (1998, 2000), Pittsburgh Pirates (1999), New York Yankees (2001), and the Boston Red Sox (2001).

After his retirement, Joe coached at the youth and high school level, most recently coaching varsity baseball at Boone High School in Orlando, FL after also spending time at Bishop Moore Catholic High School (2012) and Pine Castle Christian Academy (2002-11).

## Oliver's Career Managerial Record

YEAR	CLUB	LEAGUE	W	L	PCT.	DIV.	PLAYOFFS
2014	Lowell	New York-Penn (A)	37	38	.493	(3rd)	
2015	Lowell	New York-Penn (A)	37	39	.487	(2nd)	
<b>Career Totals (2 years)</b>			<b>74</b>	<b>77</b>	<b>.490</b>		

## Paul Abbott, Pitching Coach



**OPENING DAY AGE:** 48

**BORN:** September 15, 1967 in Van Nuys, CA

**RESIDES:** Fullerton, CA

Paul enters his 2nd season as Salem's pitching coach after serving in the same capacity for Greenville (2013-14) and Lowell (2011-12). He previously spent 2 seasons with the independent Golden League's Orange County Flyers, serving as manager in 2010 and as pitching coach in 2009. He was also an assistant coach at Fullerton (CA) Junior College.

A right-handed pitcher, he played 20 seasons of professional ball from 1985-2005 and spent parts of 11 seasons in the major leagues with the Twins (1990-92), Indians (1993), Mariners (1998-2002), Royals (2003), Devil Rays (2004), and Phillies (2004). He was originally selected by Minnesota in the 3rd round of the 1985 draft and earned a career-high 17 victories during the Mariners' 116-win season in 2001.

Paul lives in Fullerton, CA and has 4 children: Lance (29), Trent (28), Chloe (18), and Reese (15).

## Salem Red Sox, Continued



### Nelson Paulino, Hitting Coach

**OPENING DAY AGE:** 43

**BORN:** January 28, 1973 in Salcedo, DR

**RESIDES:** San Pedro de Macoris, DR

Nelson returns for his 2nd season as hitting coach with Salem (also 2013) after serving in the same capacity for the Greenville Drive (2014-15), and the Lowell Spinners (2012). It marks his 19th consecutive year with the Red Sox after joining the organization in 1998. He previously served as hitting coach for Boston's Dominican Summer League club from 2008-11 and from 2001-02. Nelson was the DSL club's bench coach in 2007 and manager from 2003-06.

The switch-hitting infielder played 4 years in the Braves farm system from 1991-94, hitting .261 with 5 homers and 56 stolen bases in 306 career minor league games. Nelson and his wife, Neltkis Peguero, have 3 children: Angelina, Chrisberlin, and Nelson, Jr.



### Nick Kuchwara, Athletic Trainer

Nick begins his 1st season as athletic trainer for Salem. He worked in the same capacity for Lowell in 2015 as well as for Portland and Pawtucket.

## 2015 Salem Red Sox Season in Review

**Record: 66-73, 4th, 15.5 GB (Southern Division) / 1st Half: 38-32, 2nd, 3.5 GB / 2nd Half: 28-41, 4th, 17.5 GB**

In his 2nd season with Salem, **Carlos Febles** led the Red Sox to a 4th-place finish in the Carolina League Southern Division at 66-73. Salem posted a 38-32 mark in the 1st half.

The Sox finished with a .258 batting average, 2nd in the Carolina League and in the Red Sox minor league system.

They ranked 2nd in the CL in doubles (295), 3rd in RBI (611), and were 2nd in the Red Sox organization in walks (434) and stolen bases (152). Sox pitchers combined for a 4.75 ERA, 6th in the CL.

Named the Red Sox Minor League Offensive Player of the Year, **1B Sam Travis** played 66 games at High-A Salem, hitting .313 with 5 home runs, 40 RBI, and 10 stolen bases, before being promoted to Double-A Portland on 6/25. He was recognized as the Carolina League Player of the Week for 4/27-5/3 and started at first base in the Carolina League All-Star Game, Salem's only representative in 2015.

**LHP Williams Jerez** posted a 5-3 record and a 2.54 ERA (25 ER/88.2 IP) with 4 saves, 4 holds, 86 strikeouts, and 31 walks in 41 relief appearances between Single-A Greenville, High-A Salem, and Double-A Portland. The 2015 Red Sox Minor League Pitcher of the Year was promoted to Salem on 6/4 where he went 1-0 and allowed just 1 earned run in 12.1 innings over 5 games (0.73 ERA).

**LF Kevin Heller** paced the CL with a .409 on-base percentage and hit .297 (93-for-313) for Salem, 2nd in the league and tied for 6th in the Red Sox system. He led the Sox with 52 RBI and 49 walks and ranked 2nd in runs scored (47), hits (93) and home runs (8).

**RHP Kevin McAvoy** went 11-9 with a 3.89 ERA (61 ER/141.0 IP) and 82 strikeouts in 26 starts for Salem. He was tied for 2nd in the CL in wins and starts and ranked among organizational leaders in ERA (7th).

**RHP Teddy Stankiewicz** led the Sox with 141.1 innings pitched, 4th in the CL, and finished the year with a 4.01 ERA (63 ER/141.1 IP), 9th among Red Sox minor leaguers, and 77 strikeouts. Named Carolina League Pitcher of the Week for 6/29-7/5, his 2nd Pitcher of the Week honor in 2015 (also 5/25-31), he struck out a season-high 9 batters in his 7/3 complete-game effort.

After being promoted from Single-A Greenville on 6/25, **SS Mauricio Dubon** hit .274 (65-for-237) with 9 doubles, 23 walks, and 12 stolen bases in 62 games for the Sox. Between Salem and Greenville he batted .288 and stole 30 bases, good for 4th place each among all Red Sox minor leaguers.

# Salem Red Sox, Continued

## 2015 Batting and Pitching Statistics

PLAYER	AVG	G	AB	R	H	2B	3B	HR	RBI	SH	SF	HP	BB	SO	SB	CS	E
Allday, Forrestt	.249	79	249	36	62	7	0	2	20	8	3	8	48	52	7	9	4
Bethea, Danny	.182	12	44	3	8	3	0	0	2	1	0	0	2	12	0	1	3
Betts, Jordan	.212	113	387	40	82	21	1	4	33	0	3	4	33	121	5	1	20
Cerse, Yoilan	.243	64	226	26	55	12	3	3	26	3	1	3	25	31	5	5	4
Coste, Carlos	.041	16	49	2	2	0	0	0	0	0	0	2	4	27	0	0	5
Dubon, Mauricio	.274	62	237	27	65	9	0	1	18	4	2	3	23	38	12	3	6
Guzman, Franklin	.232	49	151	16	35	5	0	8	21	1	3	0	11	44	6	3	2
Heller, Kevin	.297	93	313	40	93	18	2	7	52	0	4	13	49	86	13	5	0
Kapstein, Zach	.250	26	88	9	22	5	0	1	13	0	1	0	9	27	3	0	0
Lawley, Dustin	.276	8	29	0	8	4	0	0	2	0	0	0	1	8	0	1	3
Lin, Tzu-Wei	.281	73	281	37	79	12	3	2	34	2	2	0	22	32	15	3	13
Lopez, Deiner	.270	41	141	18	38	8	0	0	12	0	1	3	6	35	4	5	2
Lorenzana, Hector	.214	6	14	0	3	1	0	0	3	0	1	0	3	2	0	0	0
Margot, Manuel	.282	46	181	35	51	6	5	3	17	2	3	1	11	15	20	5	3
Martinez, Mario	.271	93	339	39	92	23	0	6	48	0	1	3	23	80	1	0	5
Meyers, Mike	.164	17	67	7	11	2	0	1	3	0	0	0	6	22	2	0	3
Miller, Derek	.186	14	43	10	8	1	0	0	2	0	0	1	10	12	2	0	0
Procyshen, Jordan	.209	38	129	9	27	5	0	0	11	2	1	1	18	22	1	2	2
Rijo, Wendell	.260	108	404	47	105	27	2	6	47	7	4	6	34	94	15	7	11
Romanski, Jake	.262	47	164	19	43	9	0	0	21	1	2	3	16	21	4	3	1
Sturgeon, Cole	.265	76	287	34	76	14	2	3	26	4	1	1	18	40	10	3	5
Tavarez, Aneuray	.280	39	132	7	37	8	4	2	18	1	1	2	17	28	8	1	0
Tejeda, Oscar	.273	6	22	3	6	3	0	0	5	0	0	0	1	6	0	1	0
Travis, Sam	.313	66	246	35	77	15	4	5	40	0	4	2	26	43	10	6	3
Vinicio, Jose	.294	57	201	29	59	11	3	0	13	3	0	2	6	24	7	6	5
Watkins, J.T.	.000	2	7	0	0	0	0	0	0	0	0	0	0	2	0	0	0
Weems, Jordan	.257	31	105	12	27	6	0	1	7	0	0	0	12	26	2	1	3
<b>Totals</b>	<b>.258</b>	<b>139</b>	<b>4536</b>	<b>540</b>	<b>1171</b>	<b>235</b>	<b>29</b>	<b>55</b>	<b>494</b>	<b>39</b>	<b>38</b>	<b>58</b>	<b>434</b>	<b>950</b>	<b>152</b>	<b>71</b>	<b>126</b>

PITCHER	W-L	ERA	G	GS	CG	SHO	SV	IP	H	R	ER	HR	HB	BB	SO	WP	BK
Adams, Mike	1-3	3.47	35	0	0	0	6	59.2	66	29	23	5	4	18	44	1	0
Ball, Trey	9-13	4.73	25	25	0	0	0	129.1	129	78	68	16	3	60	77	12	1
Bautista, Denny	3-0	4.88	4	4	0	0	0	24.0	28	14	13	3	0	5	10	0	0
Buttrey, Ty	8-10	4.20	21	21	0	0	0	115.2	117	62	54	5	5	45	81	13	1
Dahlstrand, Jacob	3-0	1.96	4	4	0	0	0	23.0	14	6	5	0	0	6	14	3	0
Grover, Taylor	2-2	3.62	34	1	0	0	4	74.2	54	36	30	6	5	35	61	6	0
Gunkel, Joe	1-1	2.05	8	2	0	0	2	22.0	16	6	5	2	0	4	22	2	0
Gunn, Michael	0-0	0.00	1	0	0	0	0	1.0	1	1	0	0	0	2	0	0	0
Jerez, Williams	1-0	0.73	5	0	0	0	0	12.1	11	2	1	0	1	4	12	0	0
Kaminska, Kyle	1-2	3.12	12	1	0	0	3	34.2	39	12	12	2	0	3	24	1	0
Kraus, Kyle	2-2	1.34	14	1	0	0	2	47.0	38	14	7	1	3	11	33	4	0
Maddox, Austin	1-4	3.71	20	0	0	0	10	26.2	24	13	11	2	2	5	22	4	0
Marban, Jorge	2-1	1.69	8	0	0	0	1	16.0	14	7	3	1	1	7	13	3	0
McAvoy, Kevin	11-9	3.89	26	26	0	0	0	141.0	136	72	61	5	8	71	82	6	3
McEachern, Kuehl	0-0	5.87	4	0	0	0	0	7.2	12	5	5	1	1	2	6	1	0
McGrath, Daniel	4-6	3.84	17	17	0	0	0	84.1	72	43	36	6	2	37	71	6	0
Shepherd, Chandler	0-2	3.61	28	0	0	0	6	52.1	48	23	21	3	1	7	46	5	0
Show, Brandon	1-1	2.83	12	0	0	0	2	35.0	33	14	11	1	1	7	13	3	0
Stankiewicz, Teddy	5-11	4.01	25	25	1	1	0	141.1	149	74	63	11	8	32	77	6	1
Taveras, German	4-4	5.04	30	0	0	0	2	60.2	53	41	34	3	3	35	48	6	3
Wilkinson, Aaron	7-2	2.96	17	12	0	0	0	79.0	62	28	26	0	0	21	85	0	0
Ysla, Luis	0-0	0.00	2	0	0	0	0	5.0	0	0	0	0	0	2	6	0	0
<b>Totals</b>	<b>66-73</b>	<b>3.69</b>	<b>139</b>	<b>139</b>	<b>1</b>	<b>12</b>	<b>38</b>	<b>1192.1</b>	<b>1116</b>	<b>580</b>	<b>489</b>	<b>73</b>	<b>48</b>	<b>419</b>	<b>847</b>	<b>82</b>	<b>9</b>



## GREENVILLE DRIVE

South Atlantic League - Single-A  
Fluor Field at the West End, 945 South Main Street, Greenville, SC 29601

Owner/President .....	Craig Brown
General Manager .....	Eric Jarinko
Media Relations Manager .....	Cameron White
Manager .....	Darren Fenster
Pitching Coach .....	Walter Miranda
Hitting Coach .....	Lee May Jr.
Athletic Trainer .....	Nick Faciana
Stadium (First Season/Capacity) .....	Fluor Field at the West End (2006 / 5,700)
Media Relations Telephone/Fax .....	(864) 240-4504 / (864) 240-4501



### Darren Fenster, Manager

**OPENING DAY AGE:** 37

**BORN:** September 11, 1978 in Edison, NJ

**RESIDES:** Neptune, NJ

**MINOR LEAGUE MANAGERIAL RECORD:** 167-172 (.492)

Darren begins his 3rd year as manager of the Drive after beginning his managerial career with the GCL Red Sox in 2013 where he led the team to a division title and appearance in the Gulf Coast League Championship Series. He served as hitting coach for Greenville in his affiliated coaching debut in 2012 and previously spent 6 seasons on the Rutgers University baseball staff as Director of Operations, assistant coach, and recruiting coordinator. He also served as an assistant for the Cape Cod Baseball League's Orleans Cardinals in 2008 where he helped guide the club to a league-best 25-17-2 regular-season record.

Selected by Kansas City in the 12th round of the June 2000 draft, Darren was named a Carolina League All-Star in 2002 and 2004 as a member of the Wilmington Blue Rocks. He spent 5 seasons in the Royals minor league system hitting .267 with 63 doubles, 179 RBI and 215 walks in 438 games.

A 2-time All-American shortstop at Rutgers University, he was elected into the Rutgers Olympic Sports Hall of Fame in 2008. Darren was also named to the Middletown High School South Athletic Hall of Fame in 2007.

### Fenster's Career Managerial Record

YEAR	CLUB	LEAGUE	W	L	PCT.	DIV.	PLAYOFFS
2013	Red Sox	Gulf Coast (R)	35	25	.583	(1st)	def. Yankees, 1-0 in semi-finals; lost to Nationals, 2-0 in finals
2014	Greenville	South Atlantic (A)	60	79	.432	(4th/7th)	
2015	Greenville	South Atlantic (A)	72	68	.514	(3rd)	
<b>Career Totals (3 years)</b>			<b>167</b>	<b>172</b>	<b>.492</b>		



### Walter Miranda, Pitching Coach

**OPENING DAY AGE:** 41

**BORN:** January 6, 1975 in Cartagena, Colombia

**RESIDES:** Cape Coral, FL

Walter begins his 2nd season as pitching coach for Greenville, a position he previously held for the Lowell Spinners (2013-14, 2008 and 2005-06) and the Gulf Coast League Red Sox (2009-12). He helped guide the GCL club to a 3.11 ERA last season. He also held the position of pitching coach for the GCL Red Sox from 2000-04 and with the Greenville Drive in 2007.

Miranda joined the Red Sox organization in 1999 after a 6-year playing career in the Florida Marlins system, over which he went 21-19 in 68 games (60 starts). He played baseball and basketball in his native Colombia and became the 2nd player to sign with the expansion Marlins on 1/15/92.

Walter and his wife, Nicole, live in Cape Coral, FL with their daughter, Miel.

## Greenville Drive, Continued



### Lee May Jr., Hitting Coach

**OPENING DAY AGE:** 47

**BORN:** May 30, 1968 in Cincinnati, OH

**RESIDES:** Goodyear, AZ.

Lee begins his 1st season in the Red Sox organization as Greenville's hitting coach. He previously served as minor league hitting coordinator in the Mariners organization from 2011-15.

Lee played eight minor league seasons from 1986-93. He also coached in the Mets (1999) and Indians (2004-11) organizations.

Lee and his wife, Miriam, live in Goodyear, AZ with their three children: Erika, Jacob, and Lee III.



### Nick Faciana, Athletic Trainer

Nick begins his 2nd season as athletic trainer for Greenville after parts of 2 seasons as athletic trainer for Lowell. He previously served as a rehabilitation intern with the Philadelphia Phillies in 2013 and athletic trainer for Double-A Akron in the Cleveland Indians organization from 2010-12.

A native of Ohio, Nick earned his bachelor's and master's degrees from the University of Akron and served as a graduate assistant and interim athletic trainer for his alma mater's varsity football team from 2011-13.

## 2015 Greenville Drive Season in Review

**Record: 72-68, 3rd, 13.5 GB (Southern Division) / 1st Half: 38-32, 2nd, 1.0 GB / 2nd Half: 34-36, 3rd, 12.5 GB**

In his 2nd year as Greenville's manager, **Darren Fenster** led the Drive to a 72-68 season, 3rd in the South Atlantic League Southern Division.

The club's regular-season attendance of 346,828 at Fluor Field led the Southern Division for the 7th straight year and ranked 3rd overall in the league.

Greenville led the SAL in runs (699), doubles (282), and RBI (623), ranked 2nd in total bases (1919), and 3rd in stolen bases (182). The team's .268 batting average led the Red Sox system and ranked 3rd in the SAL. Club hurlers combined for 9th in the league with a 3.93 ERA.

**INF Yoan Moncada** led Red Sox minor leaguers with 49 steals in 81 games with Greenville, 3rd-most in the South Atlantic League. Named the Red Sox Minor League Base Runner of the year, Moncada was successful in 94.2% of his stolen base attempts (49-for-52), the best in the SAL (minimum 15 attempts). Honored as a member of *Baseball America's* Low-A All-Star Team, Moncada was also named a South Atlantic League post-season All-Star and the South Atlantic League's Most Outstanding MLB Prospect.

**3B Rafael Devers** ranked 2nd among Red Sox minor league leaders with 70 RBI and was tied for 3rd with a .288 batting average (135-for-469) and 11 home runs. A Mid-Season South Atlantic League All-Star, he paced the Drive in runs (71), hits (135), RBI, total bases (208), and doubles (38), and was 3rd in homers (11). His 38 doubles and 208 total bases were 2nd in the SAL and he also ranked among league leaders in hits (5th, 135) and extra-base hits (3rd, 50).

**RHP Michael Kopech** was 4-5 with a 2.63 ERA (19 ER/65.0 IP) in 16 games (15 starts) for the Drive. He walked 27 and struck out 70, 4th most among Greenville pitchers. The SAL Pitcher of the Week for 4/20-26, he went 1-0 with a 0.00 ERA (0 ER/10.0 IP) in 2 starts, allowing 4 hits and striking out 7 in that span.

Kopech was 1 of 7 Drive players named SAL Mid-Season All-Stars along with **RHP Mario Alcantara**, **SS Mauricio Dubon**, **SS Javier Guerra**, **LF Derek Miller**, **C Ben Moore**, and **C Jordan Procyshen**.

Named the Red Sox Defensive Player of the Year, **Guerra** finished with a .954 fielding percentage (27 errors/589 chances) in 113 games in the field with Greenville, 112 at shortstop and 1 at second base. Guerra recorded 367 assists and 195 putouts in 978.2 innings while having a hand in 79 double plays. He earned SAL Player of the Week recognition for 7/6-12 and overall hit .279 at the plate with 23 doubles, 15 home runs, and 68 RBI.

**LHP Williams Jerez** posted a 3-1 record and a 2.06 ERA (9 ER/39.1 IP) with 3 saves, 43 strikeouts, and 10 walks in 14 relief appearances, including 13 multi-inning efforts for the Drive. Named the Red Sox Minor League Pitcher of the Year, he had a 4.3 strikeout-to-walk ratio (43 SO/10 BB) in 39.1 frames from 4/10-6/2 before being promoted to High-A Salem.

# Greenville Drive, Continued

## 2015 Batting and Pitching Statistics

PLAYER	AVG	G	AB	R	H	2B	3B	HR	RBI	SH	SF	HP	BB	SO	SB	CS	E
Benintendi, Andrew	.351	19	74	17	26	5	0	4	16	0	1	1	10	9	3	2	1
Bethea, Danny	.250	22	72	8	18	4	0	0	10	0	2	2	7	13	0	0	1
Chavis, Michael	.223	109	435	56	97	29	1	16	58	2	1	4	29	144	8	5	20
Devers, Rafael	.288	115	469	71	135	38	1	11	70	1	6	8	24	84	3	2	10
Downs, Jerry	.250	1	4	0	1	0	0	0	0	0	0	0	0	1	0	0	0
Dubon, Mauricio	.301	58	236	43	71	12	3	4	29	4	1	2	18	34	18	4	10
Guerra, Javier	.279	116	434	64	121	23	3	15	68	6	3	4	30	112	7	9	27
Hudson, Bryan	.292	49	168	29	49	7	0	0	11	1	0	1	29	30	18	5	4
Longhi, Nick	.281	115	442	52	124	27	3	7	62	3	3	6	34	88	2	0	8
Lopez, Deiner	.282	36	124	14	35	2	3	2	11	1	0	0	7	29	5	3	3
Lorenzana, Hector	.240	15	50	8	12	2	0	0	5	0	0	0	5	6	1	0	3
Mars, Danny	.283	41	166	23	47	6	1	0	16	1	0	0	13	23	13	3	1
McKeon, Alex	.250	3	8	0	2	0	0	0	1	0	0	0	1	4	0	0	0
Mesa, Carlos	.212	53	165	17	35	9	0	7	25	2	1	4	11	63	1	1	2
Meyers, Mike	.296	92	345	57	102	18	6	5	40	1	2	2	36	108	12	2	6
Miller, Derek	.283	63	240	34	68	11	0	0	34	2	2	9	32	35	10	5	3
Moncada, Yoan	.278	81	306	61	85	19	3	8	38	2	3	10	42	83	49	3	23
Monge, Joseph	.241	109	373	46	90	23	3	2	37	10	3	4	21	89	22	4	8
Moore, Ben	.319	24	94	16	30	8	1	0	9	1	1	1	5	13	3	0	0
Procysnen, Jordan	.285	51	179	22	51	8	0	2	28	1	2	5	16	32	3	2	10
Sopilka, David	.240	35	104	10	25	7	1	1	15	0	0	2	5	24	0	0	2
Tellez, Cisco	.223	76	251	39	56	20	1	3	26	1	0	2	30	67	3	0	7
Watkins, J.T.	.214	37	145	12	31	4	1	1	14	1	0	0	4	27	1	1	5
<b>Totals</b>	<b>.268</b>	<b>140</b>	<b>4884</b>	<b>699</b>	<b>1311</b>	<b>282</b>	<b>31</b>	<b>88</b>	<b>623</b>	<b>40</b>	<b>31</b>	<b>67</b>	<b>409</b>	<b>1118</b>	<b>182</b>	<b>51</b>	<b>173</b>

PITCHER	W-L	ERA	G	GS	CG	SHO	SV	IP	H	R	ER	HR	HB	BB	SO	WP	BK
Alcantara, Mario	4-2	3.51	35	0	0	0	3	74.1	67	34	29	6	4	38	71	8	0
Bautista, Denny	2-0	0.00	2	2	0	0	0	12.0	6	0	0	0	1	0	4	0	0
Beeks, Jalen	9-7	4.32	26	26	0	0	0	145.2	156	82	70	17	4	28	100	3	2
Buttrey, Ty	1-0	2.45	4	4	0	0	0	22.0	17	8	6	2	1	3	22	0	0
Callahan, Jamie	7-6	4.53	31	6	0	0	3	89.1	94	52	45	4	3	33	94	6	0
Drehoff, Jake	3-2	2.89	24	7	0	0	0	71.2	76	29	23	6	3	15	65	5	0
Escobar, Edwin	0-0	0.00	1	1	0	0	0	1.0	0	0	0	0	0	0	0	0	0
Espinoza, Anderson	0-1	8.10	1	1	0	0	0	3.1	4	3	3	0	0	2	4	1	0
Fernandez, Jeffrey	3-9	5.95	25	23	0	0	0	115.0	127	86	76	17	5	46	64	14	0
Garcia, Edwar	0-0	2.08	5	0	0	0	0	8.2	8	4	2	1	1	4	4	0	0
Gunn, Michael	0-3	6.08	20	0	0	0	1	40.0	44	27	27	3	2	29	40	7	0
Harris, Ryan	4-4	2.72	30	0	0	0	4	49.2	40	18	15	3	2	18	38	2	0
Jerez, Williams	3-1	2.06	14	0	0	0	3	39.1	43	16	9	3	1	10	43	3	0
Jimenez, Dedgar	9-9	4.43	23	23	1	0	0	126.0	160	77	62	6	5	21	66	4	1
Kaminska, Kyle	0-0	0.00	2	0	0	0	1	4.0	2	0	0	0	0	0	4	0	0
Kopech, Michael	4-5	2.63	16	15	0	0	0	65.0	53	25	19	2	8	27	70	2	0
McEachern, Kuehl	7-4	2.52	34	0	0	0	9	82.0	80	25	23	1	4	21	44	7	0
Nunez, Taylor	0-0	0.00	1	0	0	0	0	3.1	3	2	0	0	0	0	3	0	0
Pinales, Carlos	5-4	4.14	30	0	0	0	3	74.0	81	40	34	7	3	12	52	6	0
Ramos, Luis	3-3	7.12	7	7	0	0	0	30.1	45	25	24	3	2	4	20	1	0
Reilly, Reed	4-5	4.01	21	14	0	0	1	101.0	117	54	45	12	3	15	58	3	1
Shepherd, Chandler	3-0	1.23	7	0	0	0	1	14.2	16	5	2	1	0	3	16	0	0
Show, Brandon	1-0	0.00	1	0	0	0	0	4.0	2	0	0	0	0	2	2	1	0
Taylor, Ben	0-2	3.40	10	10	0	0	0	45.0	43	23	17	2	2	15	37	2	0
Tellez, Cisco	0-1	13.50	1	0	0	0	0	0.2	2	1	1	0	0	1	0	0	0
Uehara, Koji	0-0	9.00	1	0	0	0	0	1.0	3	1	1	0	0	0	1	0	0
Watkins, J.T.	0-0	0.00	1	0	0	0	1	1.0	0	0	0	0	0	0	1	0	0
Wilkinson, Aaron	0-0	4.76	5	1	0	0	0	17.0	17	10	9	2	1	5	17	1	0
<b>Totals</b>	<b>72-68</b>	<b>3.93</b>	<b>140</b>	<b>140</b>	<b>1</b>	<b>8</b>	<b>30</b>	<b>1241.0</b>	<b>1306</b>	<b>647</b>	<b>542</b>	<b>98</b>	<b>55</b>	<b>352</b>	<b>940</b>	<b>76</b>	<b>4</b>





## LOWELL SPINNERS

New York-Penn League - Short-A  
LeLacheur Park, 450 Aiken Street, Lowell, MA 01854

President/General Manager .....	Tim Bawmann
Manager .....	Iggy Suarez
Pitching Coach .....	Lance Carter
Hitting Coach .....	Wilton Veras
Athletic Trainer .....	Scott Gallon
Stadium (First Season/Capacity) .....	Edward LeLacheur Park (1998 / 5,030)
Media Relations Telephone/Fax .....	(978) 805-5117 / (978) 459-1674



### Iggy Suarez, Manager

**OPENING DAY AGE:** 34

**BORN:** May 3, 1981 in Queens, NY

**RESIDES:** Houston, TX

**MINOR LEAGUE MANAGERIAL RECORD:** 1st season

2016 marks Iggy's managerial debut. He previously served as hitting coach for the Lowell Spinners in 2015.

An infielder originally drafted by Boston in the 2003 June Draft, he spent 7 seasons playing in the Red Sox system from 2003-09 and 4 years in independent leagues from

2010-13.

### Suarez's Career Managerial Record

YEAR	CLUB	LEAGUE	W	L	PCT.	DIV.	PLAYOFFS
1st season							



### Lance Carter, Pitching Coach

**OPENING DAY AGE:** 41

**BORN:** December 18, 1974 in Bradenton, FL

**RESIDES:** Bradenton, FL

Lance enters his 2nd season in the Red Sox organization as pitching coach for the Lowell Spinners. A right-handed pitcher, he was selected as a 2003 All-Star while with Tampa Bay. He played with Kansas City (1999), Tampa Bay (2002-05), and the Los Angeles Dodgers (2006) and spent the 2007 season with Nippon Professional Baseball's Orix Buffaloes in Japan.

He had previously served as a pitching coach in the Philadelphia Phillies minor league system from 2010-11 and as an assistant coach at the University of South Florida.

Lance and his wife, Maeve, reside in Bradenton, FL with their daughter, Langley, and son, Ronan.



### Wilton Veras, Hitting Coach

**OPENING DAY AGE:** 39

**BORN:** January 19, 1977 in San Pedro de Macoris, DR

**RESIDES:** Montecristi, DR

Wilton enters his 1st season as Lowell's hitting coach after 4 seasons with the Dominican Summer League Red Sox. He made his coaching debut with the Sox in 2012.

A 3rd baseman, he signed with Boston as an international free agent in 1995 and played parts of 2 major league seasons for the Red Sox from 1999-2000. Following a 9-year career in affiliated baseball, including the 2003 season with the Milwaukee Brewers organization, he also played in independent leagues (2004, 2006-07), as well as in Mexico (2004, 2008) and Taiwan (2008-10).

## Lowell Spinners, Continued



### Scott Gallon, Athletic Trainer

Scott, 38, enters his 1st season as athletic trainer for Lowell after 4 years as an athletic trainer at Boston College.

He spent 7 years as an associate head athletic trainer at The College of the Holy Cross, and was a graduate assistant athletic trainer at the University of Massachusetts-Amherst.

A certified and licensed member of the National Athletic Trainers' Association, he has interned with the Cape Cod Baseball League (1999 & 2000), Springfield Falcons (1999-2000), Sarasota Red Sox (2001), and New England Patriots (2001).

An Ashburnham, MA native, he received his B.S. in Athletic Training from Springfield College in 2000 and his M.S. in Exercise Science from the University of Massachusetts-Amherst in 2006.

Scott currently resides in North Andover, MA with his fiancé, Nancy.

## 2015 Lowell Spinners Season in Review

### Record: 37-39, 5th, 5.0 GB (Stedler Division)

Led by **Joe Oliver** in his 2nd year with Lowell, the Spinners finished the 2015 season with a 37-39 record, 5th in the New York-Penn League's Stedler Division.

Lowell batters hit .237 as a team, ranked 2nd in the NYPL with 89 stolen bases, and were 4th in the league with 251 walks. Club hurlers combined for a 3.61 ERA.

The Spinners finished 2nd in the Stedler Division with a regular-season attendance of 140,468 at LeLacheur Park, 5th-highest in the league.

Boston's 1st pick in the 2015 June Draft (7th overall), **OF Andrew Benintendi** hit .290 (36-for-124) with 2 doubles, 4 triples, 7 home runs, 15 RBI, 25 walks and 7 stolen bases in 35 games for Lowell. His 7 home runs were tied with 2 others for 3rd most in the NYPL, including teammate **CF Luis Alexander Basabe**.

Named the New York-Penn League Player of the Week for 8/10-16, Benintendi hit .407 (11-for-27) with 3 home runs, 3 RBI, 5 runs, 6 walks, and 2 stolen bases in that span and was promoted to Single-A Greenville on 8/17.

Basabe hit .243 (54-for-222) in 56 games for Lowell and led the Spinners with 32 walks and 15 stolen bases. Named a Mid-Season All-Star, he was joined by teammates **2B Chad De La Guerra**, **3B Victor Acosta**, **RHP Edwar Garcia**, and **1B Josh Ockimey** as North Team representatives led by manager Joe Oliver and Lowell's full coaching and training staff.

**Garcia** was 3-1 with 5 saves and a 1.96 ERA (5 ER/23.0 IP). He allowed 15 walks and struck out 26 in 14 games for Lowell.

**Ockimey** led the team with 38 RBI, tied for 4th in the NYPL, was tied for 2nd in walks (25) and ranked 3rd in doubles (13) for the Spinners. He hit .266 (53-for-199) in 56 games for Lowell.

**De La Guerra** hit .265 (59-for-223) with 14 doubles, 3 triples, 2 home runs, 29 RBI, and 12 walks. He was 2nd on the team with 14 doubles and 29 RBI.

**Acosta** led the Spinners with 16 doubles, was 2nd with 9 stolen bases, and ranked 3rd with 25 RBI. He hit .251 (59-for-211) with 12 walks and 28 runs scored.

**LHP Matt Kent** was 7-1 with a 1.86 ERA (10 ER/48.1 IP), 35 strikeouts, 10 walks, and 1 save in 14 games for Lowell. His 7 wins led the team and were tied for 2nd most in the NYPL.

**LHP Bobby Poyner** finished with a 2.28 ERA (6 ER/23.2 IP) and 10 saves in 17 games for Lowell. He tied for the most saves among organizational leaders (also Austin Maddox) and ranked 5th in the NYPL.

## Lowell Spinners, Continued

### 2015 Batting and Pitching Statistics

PLAYER	AVG	G	AB	R	H	2B	3B	HR	RBI	SH	SF	HP	BB	SO	SB	CS	E
Acosta, Victor	.251	57	211	28	53	16	1	1	25	1	2	6	12	42	9	3	8
Austin, Jordon	.266	23	64	5	17	1	1	0	6	1	0	1	5	33	3	1	3
Baldwin, Roldani	.286	3	7	0	2	1	0	0	0	0	0	0	1	0	0	1	0
Basabe, Luis Alexander	.243	56	222	36	54	8	3	7	23	0	1	1	32	67	15	4	2
Benintendi, Andrew	.290	35	124	19	36	2	4	7	15	1	2	1	25	15	7	1	0
Coyle, Sean	.250	3	12	2	3	1	0	0	1	0	0	0	1	3	1	0	0
De La Guerra, Chad	.265	58	223	28	59	14	3	2	29	0	5	0	21	46	4	3	8
Gunsolus, Mitchell	.225	49	160	18	36	6	0	1	21	1	0	2	20	46	3	1	4
Hill, Tyler	.400	4	15	4	6	1	0	0	0	0	0	0	2	2	0	0	0
Hudson, Bryan	.385	6	26	9	10	0	1	0	5	0	0	0	2	6	3	0	0
Kapstein, Zach	.250	4	16	5	4	1	0	0	3	0	1	0	2	3	0	0	0
Kemp, Trent	.069	10	29	3	2	1	0	1	4	0	0	0	1	8	0	0	0
Lorenzana, Hector	.184	21	76	8	14	0	0	2	9	0	0	2	4	16	1	0	5
Lucena, Isaias	.455	4	11	0	5	1	0	0	2	1	0	0	1	2	0	0	0
Magee, Brandon	.231	25	52	10	12	2	1	1	8	0	0	6	7	21	5	0	1
Matheny, Tate	.181	52	193	24	35	7	0	0	20	3	3	5	9	52	6	4	1
McKeon, Alex	.217	8	23	2	5	1	0	1	1	0	0	0	0	7	0	0	0
Nunez, Jhon	.204	35	108	14	22	3	3	0	11	4	3	2	14	24	5	0	5
Ockimey, Josh	.266	56	199	30	53	13	3	4	38	0	3	2	25	78	2	2	13
Peralta, Aneudis	.184	30	87	10	16	3	0	0	4	1	0	1	3	18	2	0	7
Ramos, Henry	.333	3	12	1	4	0	0	0	1	1	1	0	0	4	0	0	0
Rei, Austin	.179	34	112	14	20	5	1	2	12	0	1	6	11	39	1	0	5
Rivera, Jeremy	.256	63	215	22	55	4	1	0	12	7	2	0	24	37	8	6	13
Spoon, Tyler	.286	17	70	9	20	5	0	1	11	0	0	0	5	10	3	1	0
Suarez, Alixon	.087	8	23	1	2	0	0	0	1	1	0	0	0	5	0	0	1
Tovar, Carlos	.222	4	9	3	2	0	0	0	2	1	1	0	1	2	2	0	0
Tubbs, Tucker	.216	47	153	24	33	8	2	1	14	2	4	4	17	33	3	1	3
Washington, Kyri	.263	24	80	13	21	8	1	0	15	0	2	1	8	29	4	1	0
Weeks, Jemile	.286	2	7	2	2	0	0	0	3	0	0	0	1	0	0	0	0
<b>Totals</b>	<b>.237</b>	<b>76</b>	<b>2539</b>	<b>344</b>	<b>603</b>	<b>112</b>	<b>25</b>	<b>31</b>	<b>296</b>	<b>25</b>	<b>31</b>	<b>40</b>	<b>251</b>	<b>649</b>	<b>89</b>	<b>28</b>	<b>94</b>

PITCHER	W-L	ERA	G	GS	CG	SHO	SV	IP	H	R	ER	HR	HB	BB	SO	WP	BK
Allen, Logan	0-0	2.08	1	0	0	0	0	4.1	6	1	1	0	0	0	2	0	0
Almonte, Jose	3-3	3.43	14	14	0	0	0	65.2	38	31	25	1	11	38	64	9	0
Boyd, Logan	4-0	2.85	13	1	0	0	0	41.0	41	13	13	3	4	13	37	1	0
Cosart, Jake	2-2	5.45	9	9	0	0	0	33.0	26	20	20	3	3	20	27	12	0
De Jesus, Enmanuel	0-0	2.70	1	0	0	0	0	3.1	1	2	1	0	1	1	2	0	0
Garcia, Edwar	3-1	1.96	14	0	0	0	5	23.0	20	6	5	1	2	15	26	4	1
Glorius, Austin	2-3	2.70	7	5	0	0	0	26.2	21	13	8	3	1	13	36	2	0
Gonzalez, Daniel	3-3	3.29	15	1	0	0	0	63.0	61	33	23	4	3	16	51	3	1
Gunn, Michael	0-1	6.35	3	0	0	0	0	5.2	6	4	4	0	0	4	4	0	0
Kelley, Trevor	1-3	4.50	12	0	0	0	1	18.0	20	9	9	1	3	8	20	3	0
Kent, Matt	7-1	1.86	14	0	0	0	1	48.1	44	13	10	1	3	10	35	4	0
Lakins, Travis	0-0	0.00	1	1	0	0	0	2.0	0	0	0	0	0	1	3	0	0
Martinez, Enfember	3-3	4.07	16	0	0	0	1	42.0	46	22	19	4	7	13	31	4	0
Nunez, Taylor	2-3	2.54	15	0	0	0	1	28.1	26	15	8	0	4	8	13	4	0
Peralta, Aneudis	0-1	9.00	1	0	0	0	0	1.0	3	1	1	0	0	3	0	0	1
Perez, Randy	0-2	1.62	7	0	0	0	1	16.2	12	6	3	0	2	8	12	2	0
Pimentel, Yankory	0-0	0.00	1	0	0	0	0	1.0	0	0	0	0	0	0	2	0	0
Porcello, Rick	0-0	0.00	1	1	0	0	0	3.2	3	0	0	0	0	1	1	0	0
Poyner, Bobby	1-2	2.28	17	0	0	0	10	23.2	29	7	6	3	1	2	22	0	2
Ramos, Luis	1-1	4.89	8	8	1	0	0	38.2	52	23	21	3	0	9	29	2	2
Rodriguez, Javier	0-5	7.68	11	10	0	0	0	34.0	32	37	29	1	5	36	19	9	0
Romero, Dioscar	3-3	3.72	14	14	0	0	0	58.0	52	29	24	3	4	28	36	4	1
Rosenbaum, Danny	0-1	5.29	4	4	0	0	0	17.0	18	12	10	0	2	9	10	5	0
Show, Brandon	1-0	0.93	3	0	0	0	0	9.2	6	1	1	0	0	4	6	2	0
Steen, Kevin	0-1	3.38	7	7	0	0	0	32.0	29	12	12	1	3	16	23	4	0
Taylor, Ben	0-0	1.80	4	0	0	0	0	10.0	8	2	2	0	0	2	17	1	0
Tubbs, Tucker	0-0	0.00	1	0	0	0	0	1.0	3	0	0	0	0	0	1	0	0
Zandona, Daniel	1-0	5.46	16	0	0	0	0	28.0	32	20	17	4	2	7	24	6	0
<b>Totals</b>	<b>37-39</b>	<b>3.61</b>	<b>76</b>	<b>76</b>	<b>1</b>	<b>4</b>	<b>20</b>	<b>678.2</b>	<b>635</b>	<b>332</b>	<b>272</b>	<b>36</b>	<b>61</b>	<b>285</b>	<b>553</b>	<b>81</b>	<b>6</b>



# GULF COAST LEAGUE RED SOX

Gulf Coast League - Rookie  
JetBlue Park, 1500 Fenway South Drive, Fort Myers, FL 33913

Vice President, Florida Business Operations.....	Katie Haas
Assistant Director of Florida Baseball Operations.....	Ethan Faggett
Minor League Equipment and Clubhouse Manager.....	Mike Stelmach
Manager.....	Tom Kotchman
Coach.....	Dave Tomlin
Pitching Coach.....	Dick Such
Hitting Coach.....	Junior Zamora
Athletic Trainer.....	David Herrera
Strength and Conditioning Coach.....	Ben Chadwick
Stadium (First Season/Capacity).....	JetBlue Park (2012 / 9,500)
Media Relations Telephone.....	(239) 226-6158

## Tom Kotchman, Manager



**OPENING DAY AGE:** 61

**BORN:** August 14, 1954 in Grafton, ND

**RESIDES:** Seminole, FL

**MINOR LEAGUE MANAGERIAL RECORD:** 1,781-1,475 (.546)

Kotchman enters his 3rd season as manager for the GCL Red Sox after serving as a coach for the team in 2013 and will continue his work as a scout for the club serving as a crosschecker for the state of Florida. In just 2 seasons at the helm with the Red Sox, he led the GCL team to back-to-back championship titles with a 1st-place finish in the league's South Division at 41-17 in 2015. It is his 2nd stint with the organization having previously managed at the Single-A level in Winter Haven from 1982-83. Named the 2014 GCL Manager of the year, he was also the 2014 East Coast Scout of the Year by the Baseball Scout of the Year Program and received the Legends in Scouting Award from the Professional Baseball Scouts Foundation.

A veteran of 34 years as a minor league manager and scout, he spent 29 seasons in the Angels system, and owns a 1,706-1,436 (.543) career record, also managing in the Tigers (1980-81) organization. A Professional Baseball Scouts Hall of Famer, he has signed current major leaguers Patrick Corbin, Howie Kendrick, Darren O'Day, Will Smith, Jeff Mathis, and Casey Kotchman.


Kotchman served as the manager of the Angels' Rookie-level affiliates in Provo and Orem, UT for 12 years, reaching the Pioneer League playoffs 11 times and winning the league's championship on 4 occasions and was inducted into The Pioneer League Hall of Fame in September 2013. He led his clubs to 19 playoff berths and 8 league titles after joining the Angels in 1984 and has his jersey retired with the Orem Owlz of the Pioneer League and Boise Hawks of the Northwest League.

Prior to his coaching career, Kotchman played 2 professional seasons in the Cincinnati system from 1977-78. Kotchman and his wife, Susan, have 2 children, Casey and Christal. Casey, a 1st baseman, spent part of the 2009 season with Boston.

## Gulf Coast League Red Sox, Continued

### Kotchman's Career Managerial Record

YEAR	CLUB	LEAGUE	W	L	PCT.	DIV.	PLAYOFFS
1979	Auburn	New York-Penn (A)	22	45	.328	(5th)	
1980	Bristol	Appalachian (R)	36	33	.522	(2nd)	
1981	Macon	South Atlantic (A)	62	79	.440	(3rd/5th)	lost to Modesto, 2-1 in semi-finals
1982	Winter Haven	Florida State (A)	59	74	.444	(5th/5th)	
1983	Winter Haven	Florida State (A)	49	84	.368	(5th/5th)	lost to Visalia, 3-1 in semi-finals
1984	Redwood	California (A)	91	48	.655	(2nd/1st)	
1985	Redwood	California (A)	70	76	.479	(4th/2nd)	
1986	Palm Springs	California (A)	87	55	.613	(1st/2nd)	
1987	Edmonton	Pacific Coast (AAA)	69	74	.483	(4th/4th)	
1988	Edmonton	Pacific Coast (AAA)	61	80	.433	(5th/4th)	
1989	Edmonton	Pacific Coast (AAA)	65	76	.461	(4th/4th)	
1990	Boise	Northwest (A)	53	23	.697	(1st)	lost to Spokane, 2-1 in finals
1991	Boise	Northwest (A)	50	26	.658	(1st)	def. Yakima, 2-0 in finals
1992	Boise	Northwest (A)	40	36	.526	(2nd)	
1993	Boise	Northwest (A)	41	35	.539	(1st)	def. Bellingham, 2-1 in finals
1994	Boise	Northwest (A)	44	32	.579	(1st)	def. Yakima, 2-1 in finals
1995	Boise	Northwest (A)	48	27	.640	(1st)	def. Bellingham, 2-1 in finals
1996	Boise	Northwest (A)	43	33	.566	(2nd)	
1997	Boise	Northwest (A)	51	25	.671	(1st)	lost to Portland, 3-2 in finals
1998	Boise	Northwest (A)	47	29	.618	(T-1st)	def. Spokane in 1-game playoff; lost to Salem-Keizer, 2-0 in finals
1999	Boise	Northwest (A)	43	33	.566	(2nd)	
2000	Boise	Northwest (A)	41	35	.539	(T-1st)	
2001	Provo	Pioneer (R)	53	23	.697	(1st/1st)	def. Casper, 2-0 in semi-finals; lost to Billings, 2-0 in finals
2002	Provo	Pioneer (R)	38	38	.500	(1st/2nd)	def. Ogden, 2-1 in semi-finals; lost to Great Falls, 2-1 in finals
2003	Provo	Pioneer (R)	54	22	.711	(1st/1st)	def. Ogden, 2-1 in semi-finals; lost to Billings, 2-0 in finals
2004	Provo	Pioneer (R)	44	32	.579	(1st/1st)	def. Idaho Falls, 2-1 in semi-finals; def. Billings, 2-0 in finals
2005	Orem	Pioneer (R)	38	38	.500	(2nd/1st)	def. Ogden, 2-1 in semi-finals; def. Helena 2-0 in finals
2006	Orem	Pioneer (R)	45	31	.592	(1st/1st)	lost to Idaho Falls, 2-0 in semi-finals
2007	Orem	Pioneer (R)	37	39	.487	(3rd/2nd)	def. Idaho Falls, 2-0 in semi-finals; def. Great Falls, 2-0 in finals
2008	Orem	Pioneer (R)	52	23	.693	(1st/1st)	def. Ogden, 2-1 in semi-finals; lost to Great Falls, 2-1 in finals
2009	Orem	Pioneer (R)	51	25	.671	(3rd/1st)	def. Ogden, 2-0 in semi-finals; def. Missoula, 2-1 in finals
2010	Orem	Pioneer (R)	39	36	.520	(2nd/2nd)	lost to Ogden, 2-1 in semi-finals
2011	Orem	Pioneer (R)	46	30	.605	(1st/1st)	lost to Ogden, 2-1 in semi-finals
2012	Orem	Pioneer (R)	35	41	.461	(3rd/3rd)	
2014	Red Sox	Gulf Coast (R)	36	24	.600	(1st)	def. GCL Cardinals 1-0 in semi-finals; def. GCL Yankees, 2-1 in finals
2015	Red Sox	Gulf Coast (R)	41	17	.707	(1st)	def. GCL Cardinals 1-0 in semi-finals; def. GCL Blue Jays, 2-0 in finals
<b>Career Totals (36 years)</b>			<b>1781</b>	<b>1475</b>	<b>.546</b>		



### Dave Tomlin, Coach

**OPENING DAY AGE:** 66

**BORN:** June 22, 1949 in Maysville, KY

**RESIDES:** Manchester, OH

Dave begins his 6th season as a coach for the Gulf Coast League Red Sox after managing the club to a combined 151-128 (.541) record from 2006-10, including 4 finishes over .500 and a 31-28 (.525) mark in 2010. He guided the team to a league championship in his 2006 managerial debut and previously served as pitching coach for the GCL Red Sox in 2005. He also held positions as pitching coach for the Lowell Spinners (2000-01, 2004), Sarasota Red Sox (1999) and GCL Red Sox (1998).

Dave joined the Red Sox after 3 years as a roving minor league pitching coach for the Atlanta Braves (1995-97) and 7 years as an instructor and coach in the Montreal Expos system (1988-94). He served as pitching coach for Montreal's Single-A West Palm Beach affiliate from 1988-89 and spent the next 4 years as the Expos' pitching instructor in the GCL. In 1994, Dave was the pitching coach for the Expos' Double-A Harrisburg club.

Selected by Cincinnati in the 29th round of the 1967 June draft, the left-hander went 25-12 with 12 saves and a 3.82 ERA in 409 major league outings (1 start) over 13 seasons with Cincinnati (1972-73, 1978-80), San Diego (1974-77), Montreal (1982, 1986), and Pittsburgh (1983, 1985).

Tomlin and his wife, Trudy, reside in Manchester, OH and operate 310 acres at Briteleafarms where they raise beef cattle, corn, and soybeans.

### Glenn (Goose) Gregson, Pitching Coach - See Page 458

## Gulf Coast League Red Sox, Continued



### Dick Such, Pitching Coach

**OPENING DAY AGE:** 71

**BORN:** October 15, 1944 in Sanford, NC

**RESIDES:** Sanford, NC

Dick enters his 8th season as a pitching coach in the Red Sox farm system and his 4th for the GCL Red Sox after serving in the same capacity with Greenville (2011-12) and Salem (2009-10). Last year, GCL hurlers allowed the fewest runs (204) and earned runs (159) in the league. In 2009, he led Salem to a league-best 1,113 strikeouts and a 3.80 ERA, 3rd in the circuit. He previously served as a pitching coach in the independent Atlantic League for 3 seasons including 2 years with the Camden Riversharks from 2007-08.

The North Carolina native worked as a pitching coach for the Minnesota Twins for 17 years from 1985-2001, helping the club to 2 World Series championships in 1987 and 1991, and for the Texas Rangers from 1983-85.

As a right-handed pitcher, he made 21 appearances for manager Ted Williams and the Washington Senators in 1970, his only season at the major league level.

Dick resides in Sanford, NC with his wife, Pamela Geisinger Such.



### Junior Zamora, Hitting Coach

**OPENING DAY AGE:** 39


**BORN:** May 3, 1976 in San Pedro de Macoris, DR

**RESIDES:** San Pedro de Macoris, DR

Junior begins his 2nd season as hitting coach for the GCL Red Sox after 7 seasons as bench coach for the DSL Red Sox. He made his professional coaching debut with the DSL Red Sox in 2008 following a 13-year minor league career in the Mets, Angels, and Astros systems.

The former 3rd baseman signed with the Mets as a non-drafted free agent on 9/30/93 and advanced as high as Triple-A, appearing in 6 games for the Angels' Salt Lake affiliate in 2001. He spent his last professional season with the New Haven County Cutters of the independent Can-Am League in 2007 and posted a .255 (794-for-3,111) lifetime average with 87 homers and 445 RBI.

## David Herrera, Athletic Trainer - See Page 459



### Ben Chadwick, Strength and Conditioning Coach

Ben begins his 1st season as strength and conditioning coach for the GCL Red Sox, a role he served with Salem in 2015. This past offseason he was the strength and conditioning coach for Leones del Caracas of the Venezuelan Professional Baseball League. He has interned under former Red Sox strength and conditioning consultant Mike Boyle as well as with the University of South Carolina Gamecocks Football team during the 2014 season. A 2013 graduate from the University of Massachusetts with a degree in Kinesiology, he began his coaching career at Bishop Stang High School in North Dartmouth, MA.

## 2015 Gulf Coast League Red Sox Season in Review

**Record: 41-17, 1st, 7.5 GA (South Division)**

In his 2nd season as manager for the Gulf Coast Red Sox, **Tom Kotchman** led the club to its 2nd consecutive GCL championship title and a 1st-place finish in the league's South Division at 41-17. The Red Sox defeated the GCL Cardinals in the 1st round of the playoffs before defeating the GCL Blue Jays, 2-0, in the best-of-3 finals.

GCL Red Sox hurlers led the league and the Red Sox system with a 2.28 ERA, and ranked 1st in the GCL in saves with 23. Offensively, the club hit .249 as a team, led the league with 248 walks, and ranked 5th with 68 stolen bases.

## Gulf Coast League Red Sox, Continued

### 2015 Batting and Pitching Statistics

PLAYER	AVG	G	AB	R	H	2B	3B	HR	RBI	SH	SF	HP	BB	SO	SB	CS	E
Aybar, Yoen	.268	45	157	19	42	5	3	0	16	1	3	1	7	46	6	6	1
Baldwin, Roldani	.288	47	156	18	45	8	0	3	25	0	7	8	14	19	1	1	9
Basabe, Luis Alejandro	.260	28	100	22	26	5	0	0	6	0	2	1	21	33	8	4	8
Coyle, Sean	.289	10	38	10	11	4	0	1	8	0	0	1	3	19	0	0	0
Downs, Jerry	.275	42	131	23	36	8	0	2	24	0	3	6	23	27	5	2	5
Fisher, Devon	.192	31	73	9	14	4	0	0	9	1	3	1	22	30	0	0	7
Hamilton, Nicholas	.102	18	49	3	5	1	0	0	2	0	0	2	6	29	7	0	0
Hill, Tyler	.250	39	132	16	33	4	0	0	16	0	0	3	16	22	11	2	1
Kemp, Trent	.234	40	124	20	29	6	4	0	14	1	1	4	24	33	8	3	1
Lameda, Raiwinson	.393	12	28	3	11	2	1	0	5	0	0	0	8	4	0	2	0
Lucena, Isaias	.280	19	50	7	14	3	0	0	2	0	0	0	10	12	0	0	2
Madera, Chris	.264	28	91	13	24	2	0	1	13	0	1	2	9	16	6	2	1
Mars, Danny	.125	9	32	4	4	1	0	0	3	0	1	1	3	6	2	0	1
Noviello, Andrew	.132	18	38	7	5	2	0	0	1	1	0	0	7	15	0	0	2
Oliveras, Rafael	.248	41	153	20	38	2	0	1	11	1	2	2	24	34	2	1	6
Pena, Darwin	.210	27	81	7	17	3	1	0	9	0	0	0	11	12	0	0	2
Perez, Andy	.355	26	93	14	33	3	1	0	18	1	2	2	12	8	3	3	2
Ramos, Henry	.292	8	24	4	7	0	0	0	2	0	0	1	5	3	2	0	0
Rusconi, Jagger	.170	16	53	7	9	2	2	0	7	0	1	2	2	11	1	0	0
Spoon, Tyler	.143	13	35	5	5	0	0	0	3	0	0	1	3	6	0	0	0
Tovar, Carlos	.250	18	60	7	15	3	0	0	5	1	1	0	3	16	5	1	6
Valentin, Yomar	.233	24	86	15	20	3	1	0	7	3	0	1	9	12	1	0	12
Washington, Kyri	.263	11	38	6	10	1	0	1	7	0	0	0	6	11	0	1	0
<b>Totals</b>	<b>.249</b>	<b>58</b>	<b>1822</b>	<b>259</b>	<b>453</b>	<b>72</b>	<b>13</b>	<b>9</b>	<b>213</b>	<b>10</b>	<b>27</b>	<b>39</b>	<b>248</b>	<b>424</b>	<b>68</b>	<b>28</b>	<b>73</b>

PITCHER	W-L	ERA	G	GS	CG	SHO	SV	IP	H	R	ER	HR	HB	BB	SO	WP	BK
Allen, Logan	0-0	0.90	7	7	0	0	0	20.0	12	2	2	0	0	1	24	1	0
Bautista, Gerson	3-3	2.77	12	11	0	0	0	52.0	36	18	16	1	2	27	41	8	0
Brakeman, Marc	0-0	0.00	1	1	0	0	0	1.0	2	0	0	0	0	0	0	0	0
Caceres, Carlos	1-1	5.26	10	0	0	0	0	25.2	25	16	15	2	1	11	19	7	0
De Jesus, Emmanuel	6-2	1.66	10	4	0	0	0	43.1	34	11	8	2	5	9	29	4	0
Duron, Nick	2-1	1.71	14	0	0	0	2	26.1	20	5	5	1	1	5	28	0	1
Espinosa, Anderson	0-1	0.68	10	10	0	0	0	40.0	24	5	3	0	4	9	40	1	2
Garcia, Carlos	2-1	2.22	15	0	0	0	2	28.1	25	11	7	1	1	8	22	3	1
Goetze, Pat	5-0	2.37	14	0	0	0	0	30.1	30	11	8	3	2	5	16	1	1
Hembree, Heath	0-0	0.00	1	1	0	0	0	1.0	2	0	0	0	0	0	0	0	0
Kelleher, Kevin	0-1	108.00	2	1	0	0	0	0.1	0	4	4	0	0	7	0	0	0
Kelley, Trevor	0-0	1.29	6	0	0	0	3	7.0	5	1	1	0	0	2	8	0	0
Lau, Adam	0-0	4.09	11	0	0	0	3	11.0	14	5	5	1	0	6	14	3	0
Martin, Kyle	2-0	0.00	3	0	0	0	0	4.0	3	0	0	0	0	0	4	0	0
Martinez, Algenis	4-1	3.72	16	0	0	0	4	29.0	32	15	12	1	1	6	19	2	0
McGrath, Daniel	0-0	0.00	3	3	0	0	0	6.0	6	0	0	0	0	7	0	0	0
Oliveras, Rafael	0-1	3.86	2	0	0	0	1	2.1	2	1	1	0	1	1	1	0	0
Pena, Darwin	0-0	0.00	2	0	0	0	0	1.1	1	1	0	0	1	0	1	0	0
Pennington, Josh	2-1	0.82	7	6	0	0	0	22.0	17	3	2	0	0	13	22	1	1
Pimentel, Yankory	4-0	1.60	16	1	0	0	6	33.2	32	9	6	0	0	7	42	1	1
Raudes, Roniel	3-0	0.90	4	4	0	0	0	20.0	13	2	2	0	0	6	16	1	0
Rodriguez, Javier	0-0	0.75	3	3	0	0	0	12.0	6	1	1	0	1	8	3	4	0
Steen, Kevin	3-1	1.82	6	3	0	0	0	24.2	18	8	5	1	2	4	24	0	0
Stone, Brad	1-2	6.89	10	0	0	0	0	15.2	23	14	12	0	2	24	13	8	0
Watt, Max	0-0	0.00	2	0	0	0	0	2.0	0	0	0	0	0	0	3	0	0
Williams, Jalen	3-1	2.65	12	3	0	0	2	34.0	41	20	10	0	2	13	18	7	0
<b>Totals</b>	<b>41-17</b>	<b>2.28</b>	<b>58</b>	<b>58</b>	<b>0</b>	<b>12</b>	<b>23</b>	<b>493.0</b>	<b>423</b>	<b>163</b>	<b>125</b>	<b>13</b>	<b>26</b>	<b>172</b>	<b>414</b>	<b>52</b>	<b>7</b>



# DOMINICAN SUMMER LEAGUE RED SOX 1 and 2

Dominican Summer League - Rookie  
carr. Mella KM 23.5, El Toro, DR

Director, Dominican Academy .....	Jesus Alou
Assistant Director, Dominican Academy .....	Javier Hernandez
Manager, DSL Red Sox 1 .....	Jose Zapata
Pitching Coach, DSL Red Sox 1 .....	Aquilino Lopez
Hitting Coach, DSL Red Sox 1 .....	Carlos Adolfo
Coaching Assistants, DSL Red Sox 1 & 2 .....	Mario Anguizola/Claudio Sanchez/Carlos Sequera/Leonel Vazquez
Strength and Conditioning Coach, DSL Red Sox 1 .....	Mario Anguizola
Manager, DSL Red Sox 2 .....	Aly Gonzalez
Pitching Coach, DSL Red Sox 2 .....	Oscar Lira
Hitting Coach, DSL Red Sox 2 .....	Ozzie Chavez
Coaching Assistant, DSL Red Sox 2 .....	Claudio Sanchez
Strength and Conditioning Coach, DSL Red Sox 2 .....	Antonio Diaz
Trainer .....	Guillermo Hinojosa
Telephone .....	(809) 450-5400



## Jesus Alou, Director, Dominican Academy

Jesus enters his 15th season as the Director of Boston's Dominican Academy having served in that role since 2002. He has been involved in baseball as a player, coach and scout for over 50 years.

Originally signed by San Francisco as a pitcher in 1958, Alou converted to outfield the following year and played 15 seasons in the majors with the Giants (1963-68), Astros (1969-73, 78-79), Athletics (1973-74), and Mets (1975). He played with his brothers, Felipe and Matty, on the Giants from 1963-65 and on 9/15/63, they became the only 3 siblings ever to play the outfield together in a big league game. He won 2 world championships with the A's in 1973 and 1974. In his final 2 seasons with the Astros, he

served as a player/coach.



## Jose Zapata, Manager, DSL Red Sox 1

**OPENING DAY AGE:** 45

**BORN:** September 15, 1970 in San Pedro de Macoris, DR

**RESIDES:** San Pedro de Macoris, DR

**MINOR LEAGUE MANAGERIAL RECORD:** 467-424 (.524)

Jose begins his 10th season as both the Red Sox Latin American Field Coordinator and manager of the Dominican Summer League affiliate. He was selected as manager of the American League DSL All-Star Team in 2009 and led the DSL Red Sox to a 44-25 mark that summer, breaking the club record for wins in a season for the 2nd straight year (43 wins in 2008). He skippered the Marlins' DSL club from 2003-06.

Zapata played professionally in the Expos minor league system from 1991-93. He served as the hitting coach for the Dominican Summer League Expos from 1994-2000 and for Short-A Vermont in 2001. He coached the Marlins' Short-A Jamestown affiliate and worked as an infield instructor in the DSL in 2002.

## Zapata's Career Managerial Record

YEAR	CLUB	LEAGUE	W	L	PCT.	DIV.	PLAYOFFS
2003	Marlins	Dominican Summer	18	48	.273	(5th)	
2004	Marlins	Dominican Summer	29	36	.446	(3rd)	
2005	Marlins	Dominican Summer	27	31	.467	(3rd)	
2006	Marlins	Dominican Summer	28	42	.400	(3rd)	
2007	Red Sox	Dominican Summer	38	31	.551	(4th)	
2008	Red Sox	Dominican Summer	43	27	.614	(3rd)	
2009	Red Sox	Dominican Summer	44	25	.638	(3rd)	
2010	Red Sox	Dominican Summer	37	35	.514	(6th)	
2011	Red Sox	Dominican Summer	38	22	.527	(4th)	
2012	Red Sox	Dominican Summer	41	29	.586	(4th)	
2013	Red Sox	Dominican Summer	46	24	.657	(1st)	def. DSL Giants, 2-0 in 1st round, lost to DSL Rangers, 2-0 in semi-finals.
2014	Red Sox	Dominican Summer	50	19	.725	(1st)	def. DSL Royals, 2-1 in semi-finals, lost to DSL Rangers, 3-1 in finals.
2015	Red Sox	Dominican Summer	28	44	.389	(7th)	
<b>Career Totals (13 years)</b>			<b>467</b>	<b>424</b>	<b>.524</b>		

DSL Red Sox



## Dominican Summer League Red Sox, Continued



### Aly Gonzalez, Manager, DSL Red Sox 2

**OPENING DAY AGE:** 25

**BORN:** February 9, 1991 in Barquisimeto, VZ

**RESIDES:** Barquisimeto, VZ

**MINOR LEAGUE MANAGERIAL RECORD:** 46-26 (.639)

Aly enters his 2nd season as the manager of the Dominican Summer League Red Sox 2 after serving as a player/coach for the DSL Red Sox in 2012.

He played 3 seasons with Boston's DSL club from 2009-11, appearing at catcher, 1st base, 3rd base, and in the outfield.

### Gonzalez's Career Managerial Record

YEAR	CLUB	LEAGUE	W	L	PCT.	DIV.	PLAYOFFS
2015	Red Sox	Dominican Summer	46	26	.639	(1st)	lost to DSL Yankees 1 in quarter-finals



### Aquilino Lopez, Pitching Coach, DSL Red Sox 1

**OPENING DAY AGE:** 41

**BORN:** April 21, 1975 in Villa Altigracia, DR

**RESIDES:** Villa Altigracia, DR

Aquilino begins his 1st season as pitching coach for the Dominican Summer League Red Sox, his 1st in the Red Sox organization. He played 5 major league seasons with Toronto (2003-04), Colorado (2005), Philadelphia (2005), and Detroit (2007-08), and pitched in the Korean Baseball Organization from 2009-2012.



### Oscar Lira, Pitching Coach, DSL Red Sox 2

**OPENING DAY AGE:** 33

**BORN:** July 17, 1982 in Caracas, VZ

**RESIDES:** Caracas, VZ

Oscar enters his 5th season as pitching coach for the Dominican Summer League Red Sox after serving as the club's assistant pitching coach in 2011.

Oscar was signed by the Montreal Expos in 2001 and compiled an 8-19 record with a 4.62 ERA in 97 career minor league games (28 starts) over 6 seasons in the Montreal/Washington organization from 2001-06. He also pitched professionally in Italy, Venezuela, and Curacao.



### Carlos Adolfo, Hitting Coach, DSL Red Sox 1

**OPENING DAY AGE:** 40

**BORN:** April 20, 1976 in San Pedro de Macoris, DR

**RESIDES:** San Pedro, DR

Carlos will join the Dominican Summer League Red Sox in his 1st season in the organization as hitting coach. A former minor league outfielder, he played in the Montreal Expos organization from 1994-99, followed by 6 seasons in independent leagues from 2002-07.



### Ozzie Chavez, Hitting Coach, DSL Red Sox 2

**OPENING DAY AGE:** 32

**BORN:** July 13, 1983 in Santo Domingo, DR

**RESIDES:** Santo Domingo, DR

Ozzie begins his 2nd season as hitting coach with the DSL Red Sox and his 2nd in the Red Sox system.

An infielder, he spent his minor league career with the Milwaukee Brewers (2001-08, 2013), Philadelphia Phillies (2009-11) and Chicago White Sox (2011) organizations.

## Dominican Summer League Red Sox, Continued



### Antonio Diaz, Strength and Conditioning Coach, DSL Red Sox 2

Antonio enters his 21st consecutive season in the Red Sox organization, his 9th as strength and conditioning coach for the club's Dominican Summer League affiliate. He served the previous 12 years as athletic trainer for all Red Sox Dominican Summer and assorted Winter League clubs.

The Dominican resident annually attends Spring Training to assist with the medical needs for the Red Sox Latin program.



### Guillermo Hinojosa, Athletic Trainer

Guillermo returns for his 7th season as athletic trainer for the Red Sox DSL squad. He served as an athletic trainer with Caracas of the Venezuelan Baseball League from 2008-09 and has worked with national amateur teams in Venezuela since 2000.

Born in Los Teques, Venezuela, Hinojosa attended Instituto Pedagógico de Caracas with a specialization in physical education and sport and completed studies in the prevention and treatment of sports injuries in 2015 at CAECE University.



**Javier Hernandez**  
Assistant Director,  
Dominican Academy



**Martin Rodriguez**  
Assistant,  
Dominican Academy

## 2015 Dominican Summer League Red Sox 1 Season in Review

Record: 28-44, 7th, 25.0 GB (Boca Chica South Division)

### 2015 Batting and Pitching Statistics

PLAYER	AVG	G	AB	R	H	2B	3B	HR	RBI	SH	SF	HP	BB	SO	SB	CS	E
Aponte, Dawill	.180	50	183	15	33	4	2	0	10	2	1	1	18	29	3	4	1
Benoit, Luis	.209	56	187	20	39	7	1	1	17	5	3	3	20	50	5	2	20
Campana, Marino	.275	72	280	39	77	16	4	2	36	0	1	8	19	66	10	4	4
Conde, Eduard	.211	59	190	13	40	5	2	0	19	3	2	2	20	43	5	4	8
Figueroa, Willis	.222	61	203	36	45	2	4	0	13	3	1	7	53	48	17	9	8
Hernandez, Angel	.074	15	27	2	2	0	0	0	1	0	0	2	1	12	0	0	0
Miranda, Samuel	.276	32	116	12	32	9	0	0	22	0	3	2	7	9	0	0	4
Perez, Jesus	.125	34	96	17	12	3	3	2	13	0	0	2	22	49	4	1	0
Petit, Keibert	.201	41	134	18	27	4	1	0	7	2	0	2	5	33	6	2	4
Reynoso, Eddy	.302	43	162	17	49	10	0	3	17	0	0	0	16	22	1	1	3
Serven, Hemerson	.237	57	224	28	53	14	2	0	21	0	1	5	21	40	6	3	7
Tejeda, Elvin	.184	57	185	12	34	7	1	0	12	3	1	1	27	59	1	5	19
Ugueto, Reinaldo	.175	52	166	17	29	3	0	0	7	3	0	6	17	48	10	1	26
Urena, Pablo	.280	21	50	13	14	3	1	1	7	0	3	3	4	9	2	0	3
Yovera, Luis	.267	53	191	14	51	6	4	0	17	0	2	4	10	37	0	2	1
<b>Totals</b>	<b>.224</b>	<b>72</b>	<b>2394</b>	<b>273</b>	<b>537</b>	<b>93</b>	<b>25</b>	<b>9</b>	<b>219</b>	<b>21</b>	<b>18</b>	<b>48</b>	<b>260</b>	<b>554</b>	<b>70</b>	<b>38</b>	<b>120</b>

## Dominican Summer League Red Sox, Continued

PITCHER	W-L	ERA	G	GS	CG	SHO	SV	IP	H	R	ER	HR	HB	BB	SO	WP	BK
Acosta, Christopher	1-4	4.28	9	9	0	0	0	33.2	36	20	16	0	6	5	22	8	1
Batista, Edison	1-2	4.50	13	1	0	0	0	36.0	50	35	18	1	3	9	18	4	0
Bazardo, Eduard	3-6	4.37	14	14	0	0	0	57.2	60	32	28	2	5	16	55	7	0
Calvo, Gary	0-1	9.00	4	0	0	0	1	6.0	6	8	6	0	2	6	3	0	0
Caraballo, William	1-0	15.75	8	0	0	0	0	8.0	15	15	14	1	3	10	8	3	0
Clemente, Nicolo	1-1	1.65	7	0	0	0	1	16.1	10	6	3	1	1	6	11	4	0
Colmenares, Luis	0-1	3.06	16	0	0	0	2	50.0	33	24	17	3	6	26	38	7	0
Cortes, Carlos	0-0	4.20	7	0	0	0	0	15.0	19	9	7	1	4	4	10	3	0
Cortez, Jhosmar	0-1	10.13	3	2	0	0	0	5.1	8	6	6	1	1	3	3	2	0
Espinoza, Junior	2-4	4.13	13	13	0	0	0	56.2	55	29	26	5	1	20	63	5	0
Familia, Victor	0-0	10.45	6	0	0	0	0	10.1	21	22	12	3	3	5	8	3	0
Figueroa, Willis	0-0	-	1	0	0	0	0	0.0	2	4	4	0	0	2	0	0	0
Florentino, Juan	1-1	0.00	2	0	0	0	0	2.0	2	1	0	0	0	3	0	1	0
Guzman, Warlyn	1-1	1.52	11	1	0	0	2	23.2	28	7	4	0	0	10	14	2	1
Lacrus, Shair	2-2	6.81	17	0	0	0	2	37.0	46	30	28	0	2	17	27	7	0
Lantigua, Marcos	0-0	10.66	9	0	0	0	0	12.2	17	19	15	1	1	6	8	5	0
Medina, Roberto	3-1	2.74	17	0	0	0	2	23.0	20	15	7	1	4	14	18	9	0
Perez, Juan	2-2	9.90	6	0	0	0	0	10.0	13	12	11	0	1	8	7	2	0
Raudes, Roniel	4-3	3.52	11	10	0	0	0	53.2	46	21	21	3	3	3	63	4	0
Requena, Hildemaro	1-4	2.73	16	0	0	0	1	52.2	44	27	16	4	3	11	35	7	0
Rodriguez, Alejandro	4-6	3.00	14	14	0	0	0	60.0	61	25	20	1	2	23	47	8	0
Tena, Francisco	0-0	3.38	9	0	0	0	4	10.2	6	4	4	0	0	4	12	2	0
Urena, Pablo	0-0	3.38	1	0	0	0	0	2.2	2	1	1	0	0	0	0	0	0
Yovera, Luis	0-0	27.00	1	0	0	0	0	0.1	2	1	1	0	0	0	0	0	0
Zacarías, Jose	1-4	2.70	13	8	0	0	0	50.0	55	23	15	4	5	8	50	6	0
<b>Totals</b>	<b>28-44</b>	<b>4.12</b>	<b>72</b>	<b>72</b>	<b>0</b>	<b>3</b>	<b>15</b>	<b>633.1</b>	<b>657</b>	<b>396</b>	<b>290</b>	<b>32</b>	<b>56</b>	<b>219</b>	<b>520</b>	<b>99</b>	<b>2</b>

### 2015 Dominican Summer League Red Sox 2 Season in Review

Record: 46-22, 1st, 1.0 GA (San Pedro de Macoris Division)

### 2015 Batting and Pitching Statistics

PLAYER	AVG	G	AB	R	H	2B	3B	HR	RBI	SH	SF	HP	BB	SO	SB	CS	E
Barriento, Juan	.268	68	272	41	73	15	4	5	51	0	2	4	15	46	7	6	2
Berroa, Ramfis	.253	49	162	28	41	10	2	3	21	0	3	7	21	32	7	6	1
Carrizalez, Gerardo	.216	66	218	33	47	8	1	0	21	3	4	4	25	42	7	5	5
Cedrola, Lorenzo	.321	67	265	61	85	8	7	1	31	0	1	23	23	33	27	7	1
Diaz, Imeldo	.217	70	277	40	60	4	2	0	22	4	4	6	24	36	7	3	22
Espinal, Stanley	.281	72	295	44	83	14	7	6	59	0	6	7	14	50	5	2	24
Hernandez, Juan	.326	62	230	43	75	9	0	0	14	1	0	3	32	43	22	8	1
Lozada, Jose	.216	19	51	8	11	1	2	0	3	1	1	0	3	15	1	0	4
Marin, Freiberg	.194	62	206	24	40	3	4	0	29	3	3	1	33	51	2	1	10
Martinez, Marcos	.220	30	91	12	20	1	1	0	8	2	1	4	17	18	4	3	5
Miranda, Samuel	.232	18	56	6	13	2	0	0	3	1	0	2	11	8	0	2	3
Nieva, Fabian	.059	15	34	5	2	0	0	0	0	0	0	1	6	17	0	1	1
Pulido, Carlos	.273	36	121	22	33	3	2	0	21	1	2	8	15	26	5	1	7
Toribio, Rafael	.299	52	154	25	46	4	4	0	21	4	0	6	14	34	19	2	6
Urena, Pablo	.261	9	23	3	6	1	1	0	1	0	0	1	3	6	0	1	0
<b>Totals</b>	<b>.259</b>	<b>72</b>	<b>2455</b>	<b>395</b>	<b>635</b>	<b>83</b>	<b>37</b>	<b>15</b>	<b>305</b>	<b>20</b>	<b>27</b>	<b>77</b>	<b>256</b>	<b>457</b>	<b>113</b>	<b>48</b>	<b>10</b>

PITCHER	W-L	ERA	G	GS	CG	SHO	SV	IP	H	R	ER	HR	HB	BB	SO	WP	BK
Ardiles, Yeferson	0-0	13.50	2	0	0	0	0	1.1	4	2	2	0	0	2	1	0	0
Caceres, Carlos	0-1	4.76	3	3	0	0	0	11.1	13	7	6	0	1	7	7	2	0
Calvo, Gary	1-1	3.73	11	9	0	0	0	31.1	21	21	13	1	5	23	33	6	0
Clemente, Nicolo	2-2	3.91	11	0	0	0	1	23.0	26	17	10	0	2	7	13	3	2
Diaz, Victor	6-1	1.38	21	0	0	0	7	32.2	20	7	5	0	2	16	35	13	1
Espinoza, Anderson	0-0	1.20	4	4	0	0	0	15.0	13	6	2	0	2	3	21	1	1
Garcia, Victor	3-5	2.40	12	12	0	0	0	45.0	25	16	12	0	8	25	50	2	0
Gonzalez, Jose	3-2	4.50	12	1	0	0	1	36.0	44	22	18	1	1	9	27	1	0
Guzman, Warlyn	2-1	2.20	7	0	0	0	1	16.1	18	7	4	0	1	4	14	1	0
Hernandez, Darwinzon	6-1	1.10	16	13	0	0	0	65.1	55	17	8	0	5	30	66	5	2
Lantigua, Marcos	0-0	3.14	8	0	0	0	2	14.1	8	6	5	1	2	7	16	4	0
Medrano, Jeison	0-0	1.86	7	0	0	0	0	9.2	2	6	2	1	3	10	11	4	0
Mendoza, Ritz	2-3	6.37	16	0	0	0	2	29.2	37	27	21	1	2	11	12	9	0
Oduber, Ryan	2-1	3.50	14	2	0	0	1	46.1	54	23	18	2	0	8	31	3	0
Padron, Angel	2-3	5.21	18	0	0	0	1	38.0	39	25	22	2	1	23	29	0	1
Pantoja, Yorvin	4-0	2.35	14	14	0	0	0	69.0	53	24	18	1	2	29	66	8	0
Reyes, Denyi	7-1	2.88	15	14	0	0	0	75.0	73	28	24	0	4	3	63	3	0
Rivero, Luis	1-2	1.61	10	0	0	0	0	22.1	15	8	4	0	3	7	18	3	0
Rosario, Ramses	0-1	1.53	7	0	0	0	1	17.2	17	4	3	0	2	4	12	0	0
Toribio, Rafael	0-0	27.00	1	0	0	0	0	0.1	1	1	1	0	0	0	0	0	0
Torrealba, Jervis	4-1	3.05	14	0	0	0	3	38.1	36	14	13	2	2	19	33	7	0
<b>Totals</b>	<b>45-26</b>	<b>2.95</b>	<b>72</b>	<b>72</b>	<b>0</b>	<b>4</b>	<b>20</b>	<b>638.0</b>	<b>574</b>	<b>288</b>	<b>209</b>	<b>13</b>	<b>48</b>	<b>247</b>	<b>558</b>	<b>75</b>	<b>7</b>

DSL Red Sox

# 2016 Minor League Players (As of 2/20/16)

## ACOSTA, Christopher De Jesus

RHP

**HT:** 6-4; **WT:** 190; **BATS:** Right; **THROWS:** Right; **BORN:** 1/15/1998 in La Vega, DR; **RESIDES:** La Vega, DR; **SIGNED BY:** Carlos Lugo and Eddie Romero; **ACQUIRED:** Signed as an international free agent, 7/2/2014.

**2015:** Made 9 starts with the DSL Red Sox 1 in his professional debut...Held LHB to a .154 AVG (6-for-39) and .231 SLG...Posted a 2.57 ERA (6 ER/21.0 IP) with 13 SO and only 2 BB in his final 5 starts beginning 7/30.

YEAR	CLUB	W-L	ERA	G	GS	CG	SHO	SV	IP	H	R	ER	HR	HB	BB	SO	WP	BK
2015	DSL Red Sox 1	1-4	4.28	9	9	0	0	0	33.2	36	20	16	0	6	5	22	8	1

## ACOSTA, Victor Jesus

3B

**HT:** 5-11; **WT:** 185; **BATS:** Right; **THROWS:** Right; **BORN:** 6/2/1996 in Maturin, VZ; **RESIDES:** Maturin, VZ; **SIGNED BY:** Fernando Veracierta; **ACQUIRED:** Signed as an international free agent, 10/17/2012.

**2015:** Spent entire season with Short-A Lowell...Named a New York-Penn League mid-season All-Star...Led the Spinners with 16 2B and ranked among team leaders in games (3rd, 57), runs (T-3rd, 28), RBI (3rd, 25), and steals (2nd, 9)...Made starts at 3B (36), LF (5), RF (2), and DH (2)...Posted a .959 fielding percentage at 3B (4 E/98 TC)...Was 14-for-31 (.452) in his first 8 games through 6/30...**2014:** Split time between 2B (21 G) and 3B (21 G) in 42 games for the GCL Red Sox...Tied for the club lead with 31 runs, ranked 2nd with 13 SB, and T-3rd in games played...Hit .390 (23-for-59) in August, the 2nd-best mark in the GCL, and was named the Red Sox Minor League Base Stealer of the Month for August/September after stealing 10 bases without being caught...Hit .375 (6-for-16) over 4 postseason games for the GCL champion Red Sox...**2013:** Named Red Sox Latin Program Player of the Year after hitting .256 (60-for-234) with 11 2B, 8 HR, and 39 RBI in 63 games for the DSL Sox...T-3rd among DSL leaders in HR and was selected as a DSL All-Star...Paced the club in AVG, RBI, HR, and total bases (97).

YEAR	CLUB	AVG	G	AB	R	H	2B	3B	HR	RBI	SH	SF	HP	BB	SO	SB	CS	E
2013	DSL Red Sox	.256	63	234	26	60	11	1	8	39	0	2	3	25	23	9	2	18
2014	GCL Red Sox	.268	42	149	31	40	11	0	2	21	2	1	4	14	30	13	1	9
2015	Lowell	.251	57	211	28	53	16	1	1	25	1	2	6	12	42	9	3	8
<b>Minor League Totals</b>		<b>.258</b>	<b>162</b>	<b>594</b>	<b>85</b>	<b>153</b>	<b>38</b>	<b>2</b>	<b>11</b>	<b>85</b>	<b>3</b>	<b>5</b>	<b>13</b>	<b>51</b>	<b>95</b>	<b>31</b>	<b>6</b>	<b>35</b>

## ALCANTARA, Mario Julio

RHP

**HT:** 6-2; **WT:** 230; **BATS:** Right; **THROWS:** Right; **BORN:** 12/27/1992 in Santo Domingo, DR; **RESIDES:** Bajos De Haina, DR; **SIGNED BY:** Manny Nanita; **ACQUIRED:** Signed as an international free agent, 7/2/2009.

**2015:** Spent entire season with Single-A Greenville, his 1st as a full-time reliever...Named a South Atlantic League mid-season All-Star...Led the Drive in appearances (35) and ranked among leaders in strikeouts (3rd, 71) and games finished (T-2nd, 24)...Pitched at least 2.0 innings in 29 of his outings, and at least 3.0 innings in 8 of them...Opened the season with 4 consecutive scoreless appearances of at least 2.0 IP...Recorded season highs in innings (4.0) and strikeouts (8) on 6/13 vs. Rome...Posted a 1.93 ERA (8 ER/37.1 IP) in the 1st half of the season...Tossed a scoreless 6th inning in the SAL All-Star Game (1.0 IP, H)...In his final 7 appearances of the season (beginning 8/9), allowed only 1 ER in 18.1 IP (0.49 ERA) and held opponents to a .206 AVG (13-for-63, 21 SO, 7 BB)...**2014:** Split the season between Greenville and Short-A Lowell, combining to go 3-5 with an 8.22 ERA (56 ER/61.1 IP) in 27 games (7 GS)...Made 7 starts for the Drive to begin the season from 4/8-5/12...Appeared exclusively out of the bullpen the remainder of the season...Spent time on the DL from 5/19-6/7...Transferred to Lowell on 7/7, appearing in 11 games for the club...**2013:** Spent the season at Lowell, where he tied for the club lead in wins (5)...**2012:** Paced the GCL Red Sox and tied for the league lead with 12 starts...Made 1st career relief appearance on 7/10 at the GCL Twins...Allowed 2 R in 14.2 IP (1.27 ERA) over his final 4 starts of the season from 8/8-25...**2011:** Held opponents to a .238 AVG (44-for-185), the 3rd-lowest mark in the GCL among qualifying starters...Tied for the club lead with 11 starts and ranked 2nd with 51.2 IP...**2010:** Made pro debut with the DSL Red Sox...Tied for the club lead with 14 starts.

YEAR	CLUB	W-L	ERA	G	GS	CG	SHO	SV	IP	H	R	ER	HR	HB	BB	SO	WP	BK
2010	DSL Red Sox	1-7	4.55	14	0	0	0	0	55.1	62	39	28	0	9	21	30	10	0
2011	GCL Red Sox	2-6	4.18	11	0	0	0	0	51.2	44	31	24	2	9	20	24	9	0
2012	GCL Red Sox	3-2	5.15	13	0	0	0	0	43.2	44	27	25	4	8	35	38	5	0
2013	Lowell	5-5	4.17	14	9	0	0	0	58.1	61	42	27	2	9	29	46	6	1
2014	Greenville	1-2	8.31	16	7	0	0	0	43.1	60	46	40	5	3	34	24	4	0
	Lowell	2-3	8.00	11	0	0	0	0	18.0	20	17	16	2	2	14	20	2	1
2015	Greenville	4-2	3.51	35	0	0	0	3	74.1	67	34	29	6	4	38	71	8	0
<b>Minor League Totals</b>		<b>18-27</b>	<b>4.94</b>	<b>114</b>	<b>53</b>	<b>0</b>	<b>0</b>	<b>3</b>	<b>344.2</b>	<b>358</b>	<b>236</b>	<b>189</b>	<b>21</b>	<b>44</b>	<b>191</b>	<b>253</b>	<b>44</b>	<b>2</b>

## ALLDAY, Forrest E.

OF

**HT:** 5-11; **WT:** 185; **BATS:** Left; **THROWS:** Left; **BORN:** 4/24/1991 in Galveston, TX; **RESIDES:** Friendswood, TX; **SIGNED BY:** Chris Mears; **ACQUIRED:** Red Sox 8th pick (8th round, 233rd overall) in the 2013 June Draft.

**2015:** Spent majority of season with High-A Salem, ranking 2nd on the club in OBP (.383) and BB (48)...Hit .357 with a .517 OBP and .548 SLG (15-for-42, 14 BB, 5 2B, HR) in his first 16 games before being placed on the DL from 5/7-6/3...Reinstated on 6/4 and hit .227 with a .352 OBP (47-for-207, 34 BB, 7 HBP) in his remaining 63 games with Salem...Transferred to Double-A Portland on 9/1...Reached base in all 5 of his games with the Sea Dogs (.450 OBP)...With Portland, went 3-for-6 with RISP and 3-for-4 with 2 BB against LHP...**2014:** Spent entire season with Single-A Greenville, but was limited to 52 games because of 2 stints on the DL...Ranked 3rd on the club with a .380 OBP (min. 100 AB)...Tallied multiple hits in 9 of 21 games from 5/11-6/2, hitting .324 (23-for-71) with a .442 OBP over that stretch...Landed on the DL on 7/7...Activated on 7/27, but appeared in just 1 game before being placed on the DL again on 8/2 and missing the remainder of the season...**2013:** Debuted with Short-A Lowell, posting a team-high .418 OBP (min. 10 AB) in 38 games...Reached base safely in his first 12 games of the season, going 12-for-37 (.324) with a .500 OBP...**PERSONAL:** As a senior at the University of Central Arkansas in 2013, led the Bears in AVG (.365), OBP (.503), SLG (.472), runs (59), hits (85), total bases (110), and BB (53).

## Minor League Players, Continued

YEAR	CLUB	AVG	G	AB	R	H	2B	3B	HR	RBI	SH	SF	HP	BB	SO	SB	CS	E
2013	Lowell	.267	38	135	23	36	5	1	0	11	0	0	8	27	27	8	3	3
2014	Greenville	.274	52	186	29	51	12	2	0	18	9	2	8	25	42	5	6	4
2015	Salem	.249	79	249	36	62	7	0	2	20	8	3	8	48	52	7	9	4
	Portland	.267	5	15	3	4	0	0	0	3	1	0	0	5	3	0	0	1
<b>Minor League Totals</b>		<b>.262</b>	<b>174</b>	<b>585</b>	<b>91</b>	<b>153</b>	<b>24</b>	<b>3</b>	<b>2</b>	<b>52</b>	<b>18</b>	<b>5</b>	<b>24</b>	<b>105</b>	<b>124</b>	<b>20</b>	<b>18</b>	<b>12</b>

### ALMONTE, Jose Ramon

**RHP**

**HT:** 6-2; **WT:** 205; **BATS:** Right; **THROWS:** Right; **BORN:** 9/8/1995 in Santo Domingo, DR; **RESIDES:** Santo Domingo, DR; **SIGNED BY:** Manny Nanita; **ACQUIRED:** Signed as an international free agent, 7/2/2012.

**2015:** Spent entire season with Short-A Lowell...Ranked 6th in the Red Sox organization in ERA (3.43)...Led the Spinners in innings pitched (65.2), starts (tied, 14), and strikeouts (64)...Led the New York-Penn League in opponent AVG (.171) and ranked among league leaders in strikeouts (5th), starts (T-2nd), and WHIP (7th, 1.16)...Averaged 8.77 SO/9.0 IP, the 2nd-highest mark among NYPL starters...Walked 38 batters, 2nd-most in the league...Recorded more IP than hits allowed in each of his 14 starts...Allowed only 1 HR...Surrendered only 1 hit in 5.2 scoreless innings on 7/3 at Connecticut...Combined to post a 2.08 ERA (7 ER/30.1 IP) in August and September (6 GS)...Gave up 2 hits in 6.0 scoreless innings on 8/29 at Connecticut...**2014:** Appeared in 11 games (8 starts) for the GCL Red Sox, ranking among team leaders in IP (2nd, 47.2) and SO (3rd, 33)...Allowed 2 ER or fewer in every start...Made 1 postseason appearance, allowing 1 run over 4.0 innings of relief and earning a save...**2013:** Made pro debut with the DSL Red Sox...Surrendered just 2 ER over his first 18.0 IP from 6/3-26 (1.00 ERA).

YEAR	CLUB	W-L	ERA	G	GS	CG	SHO	SV	IP	H	R	ER	HR	HB	BB	SO	WP	BK
2013	DSL Red Sox	3-3	2.50	12	12	0	0	0	50.1	38	21	14	1	5	22	43	9	2
2014	GCL Red Sox	2-3	3.02	11	8	0	0	0	47.2	46	20	16	3	2	17	33	1	0
2015	Lowell	3-3	3.43	14	14	0	0	0	65.2	38	31	25	1	11	38	64	9	0
<b>Minor League Totals</b>		<b>8-9</b>	<b>3.02</b>	<b>37</b>	<b>34</b>	<b>0</b>	<b>0</b>	<b>0</b>	<b>163.2</b>	<b>122</b>	<b>72</b>	<b>55</b>	<b>5</b>	<b>18</b>	<b>77</b>	<b>140</b>	<b>19</b>	<b>2</b>

### AUGLIERA, Michael (Mike)

**RHP**

**HT:** 6-0; **WT:** 215; **BATS:** Right; **THROWS:** Right; **BORN:** 6/8/1990 in Old Bridge, NJ; **RESIDES:** Old Bridge, NJ; **SIGNED BY:** Ray Fagnant; **ACQUIRED:** Red Sox 7th pick (5th round, 181st overall) in the 2012 June Draft.

**2015:** Spent entire season with Double-A Portland...Made his first 17 appearances as a starter (5.88 ERA, 56 ER/85.2 IP) before moving to the bullpen for his final 11 outings (3.18 ERA, 10 ER/28.1 IP)...As a reliever, held opponents to a .235 AVG (24-for-102, 5 BB, 22 SO)...Ranked 2nd in the Eastern League with 15 losses...Posted a 2.60 ERA in May (6 GS, 34.2 IP, 10 ER)...Threw 7.0 scoreless innings on 5/25 vs. Reading (4 H, BB, 3 SO)...Placed on the DL from 6/22-7/1 and 7/14-22...Made his 1st relief appearance on 7/23 and allowed only 1 ER on 2 hits in his first 8.2 IP out of the bullpen...Allowed no hits in consecutive appearances on 7/27 at Trenton (3.0 IP) and 8/1 vs. Harrisburg (4.0 IP)...Threw 9.2 consecutive scoreless innings over parts of 5 appearances from 8/14-9/4...**2014:** Appeared in 25 games (24 starts) for Portland, leading the EL with a 1.23 BB/9.0 IP ratio as a starter (20 BB/146.0 IP) and ranking 4th overall in IP (148.0)...Led the Sea Dogs in starts and innings, and tied for the club lead by inducing 11 double plays...Went 3-0 with a 0.90 ERA (2 ER/20.0 IP) in his final 4 outings from 8/10-29...Made 1 postseason start, taking the loss in Game 4 of the EL Division Series vs. Binghamton (4.0 IP, 8 H, 4 ER)...**2013:** Made 26 starts for High-A Salem, leading the club in wins (9) and IP (140.1)...Had 3 scoreless outings of 7.0 innings or more and a 2.53 ERA (9 ER/32.0 IP) from 7/1-8/5, earning Carolina League Pitcher of the Week 3 times in that stretch (7/1-7, 7/22-28, 7/29-8/4)...Posted a 3.84 ERA (30 ER/70.1 IP) over the 2nd half of the season...Won his only postseason start, tossing 6.2 shutout frames with 7 SO and 1 BB in Game 2 of the Mills Cup Finals at Potomac...**2012:** Made pro debut at Short-A Lowell, leading the Spinners with 14 starts...Posted a 0.99 ERA (3 ER/27.1 IP) with 30 SO and just 2 BB over his final 9 appearances (8 GS) of the season from 7/24-9/4...**PERSONAL:** Tallied 6 wins and a 3.16 ERA (29 ER/82.2 IP) and led the America East Conference with 83 SO compared to just 7 BB in 13 starts, including 7 CG, as a senior at Binghamton University in 2012...Was a 3-time all-conference selection...Set school records with 23 wins, 298.1 IP, 50 starts, and 13 CG in his collegiate career.

YEAR	CLUB	W-L	ERA	G	GS	CG	SHO	SV	IP	H	R	ER	HR	HB	BB	SO	WP	BK
2012	Lowell	1-3	4.42	15	14	0	0	0	38.2	42	21	19	2	2	3	43	2	0
2013	Salem	9-6	4.23	26	26	1	0	0	140.1	146	74	66	10	3	38	76	6	1
2014	Portland	8-10	4.56	25	24	1	0	0	148.0	171	82	75	12	5	20	76	4	1
2015	Portland	3-15	5.21	28	17	0	0	0	114.0	150	79	66	10	5	34	77	6	0
<b>Minor League Totals</b>		<b>21-34</b>	<b>4.61</b>	<b>94</b>	<b>81</b>	<b>2</b>	<b>0</b>	<b>0</b>	<b>441.0</b>	<b>509</b>	<b>256</b>	<b>226</b>	<b>34</b>	<b>15</b>	<b>95</b>	<b>272</b>	<b>18</b>	<b>2</b>

### AYBAR, Yoan Miguel

**OF**

**HT:** 6-2; **WT:** 175; **BATS:** Left; **THROWS:** Left; **BORN:** 7/3/1997 in Bani, DR; **RESIDES:** Bani, DR; **SIGNED BY:** Eddie Romero and Jonathan Cruz; **ACQUIRED:** Signed as an international free agent, 7/3/2013.

**2015:** Spent entire season with the GCL Red Sox in his U.S. debut...Ranked among club leaders in games (2nd, 45), hits (2nd, 42), 3B (2nd, 3), and total bases (2nd, 53)...Made 35 starts in CF and 8 in RF...Posted a .990 fielding percentage (1 E/99 TC), recording 7 OF assists and 1 double play...Named Red Sox Minor League Defensive Player of the Month for July and August/September...Had an 11-game hitting streak from 6/23-7/10...Hit .330 (31-for-94) during a 26-game stretch from 6/26-8/5...Went 3-for-3 with 3 runs on 7/21 at the GCL Rays...Following the season, ranked by *Baseball America* as the No. 22 prospect in the Sox organization, as well as having the best OF arm in the system...**2014:** Spent 1st pro season with the DSL Red Sox...Earned DSL mid-season All-Star honors...Hit .323 (31-for-96) with 18 runs in his first 26 games...Split time between CF (43 G) and RF (12 G)...Ranked 2nd on the team in 2B (12) and 3B (9).

YEAR	CLUB	AVG	G	AB	R	H	2B	3B	HR	RBI	SH	SF	HP	BB	SO	SB	CS	E
2014	DSL Red Sox	.271	56	214	33	58	12	9	0	26	1	1	4	11	54	7	6	1
2015	GCL Red Sox	.268	45	157	19	42	5	3	0	16	1	3	1	7	46	6	6	1
<b>Minor League Totals</b>		<b>.270</b>	<b>101</b>	<b>371</b>	<b>52</b>	<b>100</b>	<b>17</b>	<b>12</b>	<b>0</b>	<b>42</b>	<b>2</b>	<b>4</b>	<b>5</b>	<b>18</b>	<b>100</b>	<b>13</b>	<b>12</b>	<b>2</b>

Player Development

## Minor League Players, Continued

### BALDWIN, Roldani

3B/C

**HT:** 5-11; **WT:** 195; **BATS:** Right; **THROWS:** Right; **BORN:** 3/16/1996 in Puerto Plata, DR; **RESIDES:** Puerto Plata, DR; **SIGNED BY:** Eddie Romero and Manny Nanita; **ACQUIRED:** Signed as an international free agent, 11/25/2013.

**2015:** Combined with the GCL Red Sox (47 G) and Short-A Lowell (3 G) to hit .288 (47-for-163) with a .359 OBP...Led the GCL Sox in games, hits (45), 2B (tied), HR (3), RBI (25), and total bases (62), striking out only 19 times...Ranked 10th in the GCL in AVG (.288)...Started 38 games at 3B and 4 at catcher, making his final appearance behind the plate on 7/13...Hit .426 (20-for-47) during a 14-game hitting streak from 8/5-19...Went 4-for-12 with an RBI in the GCL playoffs, helping the Sox win the league title...Transferred to Lowell on 9/3 and played in 3 games (2 starts) with the Spinners, going 2-for-4 with a double in his final game of the season...**2014:** Spent entire 1st pro season with the DSL Red Sox...Combined to go 6-for-8 with 6 RBI in his first 2 games...Hit .400 (26-for-65) with 2 HR in 16 games from 7/7-25...Played 29 games at 3B and 17 at catcher.

YEAR	CLUB	AVG	G	AB	R	H	2B	3B	HR	RBI	SH	SF	HP	BB	SO	SB	CS	E
2014	DSL Red Sox	.269	65	242	36	65	10	3	4	42	0	1	7	27	41	3	1	11
2015	GCL Red Sox	.288	47	156	18	45	8	0	3	25	0	7	8	14	19	1	1	9
	Lowell	.286	3	7	0	2	1	0	0	0	0	0	0	0	1	0	0	1
<b>Minor League Totals</b>		<b>.277</b>	<b>115</b>	<b>405</b>	<b>54</b>	<b>112</b>	<b>19</b>	<b>3</b>	<b>7</b>	<b>67</b>	<b>0</b>	<b>8</b>	<b>15</b>	<b>41</b>	<b>61</b>	<b>4</b>	<b>2</b>	<b>21</b>

### BALL, Ronald Eugene (Trey)

LHP

**HT:** 6-6; **WT:** 205; **BATS:** Left; **THROWS:** Left; **BORN:** 6/27/1994 in New Castle, IN; **RESIDES:** New Castle, IN; **SIGNED BY:** John Pyle; **ACQUIRED:** Red Sox 1st pick (1st round, 7th overall) in the 2013 June Draft.

**2015:** Spent entire season with High-A Salem...Ranked among team leaders in wins (2nd, 9), starts (T-2nd, 25), innings (3rd, 129.1), and strikeouts (T-4th, 77)...Made 6 scoreless starts...Ranked 3rd in the Carolina League in BB (60), 2nd in HR allowed (16), and 2nd in losses (13)...Following the season, ranked by *Baseball America* as the Sox' No. 2 LHP prospect, the organization's 17th-best prospect overall...Threw 6.0 no-hit innings on 4/17 vs. Carolina, issuing 2 BB and not allowing a runner past 1B...Named Red Sox Minor League Starting Pitcher of the Month for June, making 5 starts and going 3-1 with a 1.59 ERA and .184 opponent AVG (28.1 IP, 18 H, 6 R, 5 ER, 13 BB, 19 SO)...Recorded 3 consecutive scoreless starts on 6/4 (6.0 IP), 6/9 (5.2), and 6/14 (4.0), allowing only 2 hits in each...Posted a 2.45 ERA (18 ER/66.0 IP) during a 12-start span from 5/19-7/18...**2014:** Started 22 games for Single-A Greenville, 3rd most on the club...Placed on the DL on 5/10 and reinstated on 5/19...Went 4-3 with a 2.70 ERA (17 ER/56.2 IP) and .195 opponent AVG (40-for-205) in his final 11 starts...**2013:** Made 5 starts for the GCL Red Sox in his pro debut...Following the season, ranked by *Baseball America* as the Red Sox' 15th-best prospect...**PERSONAL:** Named Gatorade Indiana Baseball Player of the Year in 2013 after going 6-0 with a 0.76 ERA...Tabbed No. 1 draft eligible LHP by *Baseball America*...Also hit .329 with 9 HR and 20 steals as an OF.

YEAR	CLUB	W-L	ERA	G	GS	CG	SHO	SV	IP	H	R	ER	HR	HB	BB	SO	WP	BK
2013	GCL Red Sox	0-1	6.43	5	5	0	0	0	7.0	10	7	5	1	0	6	5	1	0
2014	Greenville	5-10	4.68	22	22	0	0	0	100.0	111	69	52	9	3	39	68	5	1
2015	Salem	9-13	4.73	25	25	0	0	0	129.1	129	78	68	16	3	60	77	12	1
<b>Minor League Totals</b>		<b>14-24</b>	<b>4.76</b>	<b>52</b>	<b>52</b>	<b>0</b>	<b>0</b>	<b>0</b>	<b>236.1</b>	<b>250</b>	<b>154</b>	<b>125</b>	<b>26</b>	<b>6</b>	<b>105</b>	<b>150</b>	<b>18</b>	<b>2</b>

### BARRIENTO, Juan Manuel

OF/1B

**HT:** 6-2; **WT:** 200; **BATS:** Right; **THROWS:** Right; **BORN:** 4/28/1996 in Santiago, DR; **RESIDES:** Santiago, DR; **SIGNED BY:** Carlos Lugo; **ACQUIRED:** Signed as an international free agent, 4/22/2014.

**2015:** Led the DSL Red Sox 2 in 2B (15) and ranked among leaders in 3B (T-3rd, 4), HR (2nd, 5), RBI (2nd, 51), and total bases (2nd, 111)...Made 52 starts in LF and 8 at 1B...Batted .366 (37-for-101) with RISP...Hit 2 HR in a 6-5 win over the DSL Brewers on 6/1-g2...**2014:** Spent 1st professional season with the DSL Red Sox, making 14 starts at 1B and 10 in the OF.

YEAR	CLUB	AVG	G	AB	R	H	2B	3B	HR	RBI	SH	SF	HP	BB	SO	SB	CS	E
2014	DSL Red Sox	.255	26	102	14	26	0	1	11	0	0	1	6	16	2	1	2	
2015	DSL Red Sox 2	.268	68	272	41	73	15	4	5	51	0	2	4	15	46	7	6	2
<b>Minor League Totals</b>		<b>.265</b>	<b>94</b>	<b>374</b>	<b>55</b>	<b>99</b>	<b>15</b>	<b>5</b>	<b>6</b>	<b>62</b>	<b>0</b>	<b>2</b>	<b>5</b>	<b>21</b>	<b>62</b>	<b>9</b>	<b>7</b>	<b>4</b>

### BASABE, Luis Alejandro

INF

**HT:** 5-10; **WT:** 170; **BATS:** Switch; **THROWS:** Right; **BORN:** 8/26/1996 in El Vigia, VZ; **RESIDES:** Caja Seca, VZ; **SIGNED BY:** Eddie Romero and Luis Segovia; **ACQUIRED:** Signed as an international free agent, 8/26/2012.

**2015:** Made his U.S. debut with the GCL Red Sox, posting a .387 OBP and ranking 2nd on the team in runs scored (22) and steals (tied, 8)...Made 16 starts at SS and 11 at 2B, totaling 48 chances at 2B without committing an error...Reached base in 23 of 27 games with an at-bat...Reached base 6 times in his season debut, going 3-for-3 with 2 BB, HBP, 2B, RBI, and SB on 6/22 at the GCL Rays...Recorded four 3-hit games...**2014:** Spent entire season with the DSL Red Sox...Tied for 3rd on the club in BB (28)...Drew at least 1 BB in 22 of his 30 games, including in each of his last 9...Made all 29 of his starts at 2B...**2013:** Made pro debut with the DSL Sox...Made all 51 of his starts at 2B...**PERSONAL:** He and his twin brother, Luis Alexander, both signed with the Red Sox on 8/26/2012, their 16th birthday.

YEAR	CLUB	AVG	G	AB	R	H	2B	3B	HR	RBI	SH	SF	HP	BB	SO	SB	CS	E
2013	DSL Red Sox	.192	58	156	25	30	5	4	1	14	2	5	2	33	48	9	2	9
2014	DSL Red Sox	.222	30	99	19	22	3	1	0	6	3	0	2	28	25	9	1	5
2015	GCL Red Sox	.260	28	100	22	26	5	0	0	6	0	2	1	21	33	8	4	8
<b>Minor League Totals</b>		<b>.220</b>	<b>116</b>	<b>355</b>	<b>66</b>	<b>78</b>	<b>13</b>	<b>5</b>	<b>1</b>	<b>26</b>	<b>5</b>	<b>7</b>	<b>5</b>	<b>82</b>	<b>106</b>	<b>26</b>	<b>7</b>	<b>22</b>

## Minor League Players, Continued

### BASABE, Luis Alexander

OF

**HT:** 6-0; **WT:** 180; **BATS:** Switch; **THROWS:** Right; **BORN:** 8/26/1996 in El Vigia, VZ; **RESIDES:** Caja Seca, VZ; **SIGNED BY:** Eddie Romero and Luis Segovia; **ACQUIRED:** Signed as an international free agent, 8/26/2012.

**2015:** Spent entire season with Short-A Lowell...Named a New York-Penn League mid-season All-Star...Following the season, ranked by *Baseball America* as the 9th-best prospect in the Red Sox organization and the 6th-best prospect in the NYPL...Led the Spinners in runs (36), HR (tied, 7), total bases (89), BB (32), and steals (15)...Ranked T-3rd in the NYPL in HR, 4th in AB/HR ratio (31.71), 7th in BB, and T-10th in steals...Made 25 starts in CF, 25 in RF, and 6 in LF...Led NYPL outfielders in double plays (4) and shared the league lead in assists (8)...Recorded a pair of 2-HR games, the 1st of his career (6/30 at Vermont, 7/8 vs. West Virginia)...On 6/30 at Vermont, his 2nd HR of the game broke a 6-6 tie in the 10th inning of a 7-6 win...**2014:** Combined with the DSL Red Sox (40 G) and GCL Sox (32 G) to hit .269 (68-for-253)...Appeared in CF (39 G) and RF (30 G)...Began the season with the DSL Sox, recording a .408 OBP and leading the club in 3B (11) and steals (tied, 13)...Went 4-for-6 with 4 runs and 7 RBI on 6/13 at the DSL Mariners...Transferred to the GCL Sox on 7/23...**2013:** Played in 60 games with the DSL Sox in his pro debut...Led the club in runs (49), 2B (13), BB (49), and SB (18)...Made all 53 of his starts in CF...**PERSONAL:** He and his twin brother, Luis Alejandro, both signed with the Red Sox on 8/26/2012, their 16th birthday.

YEAR	CLUB	AVG	G	AB	R	H	2B	3B	HR	RBI	SH	SF	HP	BB	SO	SB	CS	E
2013	DSL Red Sox	.225	60	209	49	13	2	1	19	3	1	6	49	58	18	5	2	
2014	DSL Red Sox	.284	40	148	38	42	7	11	0	26	0	3	3	30	36	13	2	2
	GCL Red Sox	.248	32	105	15	26	5	0	1	13	1	3	1	13	23	2	4	5
2015	Lowell	.243	56	222	36	54	8	3	7	23	0	1	1	32	67	15	4	2
<b>Minor League Totals</b>		<b>.247</b>	<b>188</b>	<b>684</b>	<b>138</b>	<b>169</b>	<b>33</b>	<b>16</b>	<b>9</b>	<b>81</b>	<b>4</b>	<b>8</b>	<b>11</b>	<b>124</b>	<b>184</b>	<b>48</b>	<b>15</b>	<b>11</b>

### BAUTISTA, Gerson

RHP

**HT:** 6-2; **WT:** 185; **BATS:** Right; **THROWS:** Right; **BORN:** 5/31/1995 in Juan de Herrera, DR; **RESIDES:** Juan de Herrera, DR; **SIGNED BY:** Manny Nanita; **ACQUIRED:** Signed as an international free agent, 4/1/2013.

**2015:** Spent entire season with the GCL Red Sox, making 11 starts and 1 relief appearance in his U.S. debut...Led the organization in ERA (2.77), allowing 16 ER in 52.0 IP...Ranked 5th in the GCL in ERA, T-2nd in starts, and 2nd in opponent AVG (.196)...Led the GCL Sox in starts and innings and ranked 2nd in strikeouts (41)...Allowed 7 ER and 7 hits in 2.1 IP on 7/17 at the GCL Twins, but posted a 1.27 ERA (9 ER/49.2 IP) and .170 opponent AVG (29-for-171) in his other 11 appearances...Allowed only 1 HR all season...Held opponents to a .266 SLG...5 of his final 7 outings were scoreless (beginning 7/23), posting a 1.42 ERA and .156 opponent AVG in that span (31.2 IP, 17 H, 5 ER)...Allowed 0 runs in a season-high 6.0 IP on 7/23 vs. the Rays...Pitched 4.0 hitless innings on 7/31 at the Twins...Did not allow a run in his final 3 appearances (13.0 IP), holding opponents to 4 hits in 42 AB (.095)...**2014:** Made pro debut with the DSL Red Sox...Led the league in ERA (1.03) and ranked 2nd in opponent AVG (.174, 37-for-213)...Did not allow an earned run in his first 28.0 IP (6/6-7/5)...Allowed 1 hit in 6.0 scoreless innings in back-to-back starts on 6/18 and 6/24, but did not earn a decision in either outing...Held opponents to a .108 AVG (9-for-83) in 5 June starts...Surrendered 4 ER in 4.0 IP on 8/11 at the DSL Orioles 2, but allowed 1 ER or fewer in each of his other 12 appearances (0.47 ERA, 3 ER/57.0 IP)...Held opponents to a .221 SLG.

YEAR	CLUB	W-L	ERA	G	GS	CG	SHO	SV	IP	H	R	ER	HR	HB	BB	SO	WP	BK
2014	DSL Red Sox	2-1	1.03	13	12	0	0	0	61.0	37	15	7	1	2	21	32	8	1
2015	GCL Red Sox	3-3	2.77	12	11	0	0	0	52.0	36	18	16	1	2	27	41	8	0
<b>Minor League Totals</b>		<b>5-4</b>	<b>1.83</b>	<b>25</b>	<b>23</b>	<b>0</b>	<b>0</b>	<b>0</b>	<b>113.0</b>	<b>73</b>	<b>33</b>	<b>23</b>	<b>2</b>	<b>4</b>	<b>48</b>	<b>73</b>	<b>16</b>	<b>1</b>

### BEEKS, Jalen Christopher

LHP

**HT:** 5-11; **WT:** 205; **BATS:** Left; **THROWS:** Left; **BORN:** 7/10/1993 in Fayetteville, AR; **RESIDES:** Prairie Grove, AR; **SIGNED BY:** Chris Mears; **ACQUIRED:** Red Sox 13th pick (12th round, 374th overall) in the 2014 June Draft.

**2015:** Spent entire season with Single-A Greenville...Led the Red Sox organization in IP (145.2) and ranked 5th in strikeouts (100) and 10th in ERA (4.32)...Led the Drive in wins (tied, 9), starts (26), innings, and strikeouts...Had the 5th-lowest unintentional BB/9.0 IP ratio in the South Atlantic League (1.73), also ranking 4th in innings and T-2nd in HR allowed (17)...Held LHB to a .244 AVG, .295 OBP, and .356 SLG (39-for-160, 2 HR)...Recorded 10 quality starts...Named Red Sox Minor League Starting Pitcher of the Month for May, going 4-1 with a 2.81 ERA and .238 opponent AVG (5 GS, 32.0 IP, 30 H, 14 R, 10 ER, 3 BB, 15 SO)...Threw 7.0 scoreless innings on 5/15 at Charleston...Allowed only 2 hits in 6.0 scoreless innings on 6/11 vs. Augusta...Posted a 2.12 ERA (7 ER/29.2 IP) during a 5-start stretch from 7/19-8/12...Was on the DL from 8/13-21...Returned from the DL and allowed 15 ER in 17.0 IP in his final 4 starts (7.94 ERA)...**2014:** Made only 2 appearances for the GCL Red Sox in his pro debut...Was on the DL from 7/5-8/18...**PERSONAL:** Made 42 pitching appearances in 2 seasons (2012-14) for the University of Arkansas, going 12-6 with a 2.05 ERA...Pitched in 19 games for Crowder Junior College in 2012...Was a 4-time all-conference selection and 2-time all-state selection at Prairie Grove (AR) High School...Struck out 21 batters in a game as a junior in 2010.

YEAR	CLUB	W-L	ERA	G	GS	CG	SHO	SV	IP	H	R	ER	HR	HB	BB	SO	WP	BK
2014	GCL Red Sox	0-0	0.00	2	0	0	0	0	5.0	3	0	0	0	0	8	0	0	
2015	Greenville	9-7	4.32	26	26	0	0	0	145.2	156	82	70	17	4	28	100	3	2
<b>Minor League Totals</b>		<b>9-7</b>	<b>4.18</b>	<b>28</b>	<b>26</b>	<b>0</b>	<b>0</b>	<b>0</b>	<b>150.2</b>	<b>159</b>	<b>82</b>	<b>70</b>	<b>17</b>	<b>4</b>	<b>28</b>	<b>108</b>	<b>3</b>	<b>2</b>

Player  
Development

# Minor League Players, Continued

## BENINTENDI, Andrew S.

OF

**HT:** 5-10; **WT:** 180; **BATS:** Left; **THROWS:** Left; **BORN:** 7/6/1994 in Cincinnati, OH; **RESIDES:** Cincinnati, OH; **SIGNED BY:** Chris Mears; **ACQUIRED:** Red Sox 1st pick (1st round, 7th overall) in the 2015 June Draft.

**2015:** Made professional debut, combining with Short-A Lowell (35 G) and Single-A Greenville (19 G) to hit .313 (62-for-198) with a .416 OBP and .556 SLG...Ranked T-3rd in the Red Sox organization in HR (11), averaging a homer every 18.0 AB...Drew 35 BB against only 24 SO...Following the season, ranked by *Baseball America* as the No. 3 prospect in the Red Sox organization and the No. 1 prospect in the New York-Penn League...Also rated by *Baseball America* as the best defensive OF and as having the best strike zone discipline in the Sox' system...Named a Short-Season All-Star by *BA*...Made 49 starts in CF and 5 at DH, recording 6 assists with a .992 fielding percentage (1 E/131 TC)...Hit .322 vs. RHP (23-for-60, 9 HR) and .283 vs. LHP (13-for-46, 2 HR)...Hit .221 in his first 20 games through 7/29, but posted a .362 AVG/.433 OBP/.615 SLG in his final 34 games (47-for-130, 6 2B, 3 3B, 7 HR)...Made his pro debut with Lowell on 7/3 at Connecticut, going 2-for-4 and scoring the winning run in the 9th inning of a 2-1 Spinners victory...Hit his 1st pro HR the following day at Tri-City, scoring the winning run again on a 2-run shot in the 3rd inning...Homered in 3 of 4 games from 7/19-22...Named NYPL Player of the Week on 8/17 after batting .407 (11-for-27, 3 HR) in his final 7 games with Lowell...Recorded his 1st multi-homer game on 8/11 at Tri-City...Transferred to Greenville on 8/17 and reached base in 18 of 19 games with the Drive...Hit 2 HR in his 2nd game with Greenville on 8/19 at Greensboro...Had a 12-game hitting streak from 8/26-9/6...Hit his 1st professional walk-off HR on 9/3 vs. Savannah, a 2-run shot in the 9th inning of a 6-5 win...Named Red Sox Minor League Hitter of the Month for August/September, posting a .359/.430/.602 batting line in that time (46-for-128, 25 R, 6 2B, 2 3B, 7 HR, 21 RBI, 16 BB)...During his time with Greenville, ranked 5th in the SAL in OPS (1.011)...Was successful in 9 consecutive SB attempts from 7/24-8/26...**PERSONAL:** Became the Red Sox' earliest ever college player selected in a June Draft (7th overall in 2015)...Played baseball for 2 seasons at the University of Arkansas, leading the Razorbacks to a College World Series berth in 2015...Became the 3rd-highest draft pick in school history...Rated by *Baseball America* as the best collegiate pure hitter available in the 2015 June Draft...Led Division I in HR (20) and ranked 3rd in SLG (.717)...Won the Dick Howser Trophy as the top D1 baseball player in the country and the Golden Spikes Award as the nation's top amateur player...Also named National Player of the Year by Collegiate Baseball and *Baseball America*...Named SEC Player of the Year after leading the conference in AVG (.376), OBP (.488), SLG, HR, and BB (50)...Became the 1st Arkansas baseball player to ever win SEC Player of the Year and National Player of the Year honors...Became the 3rd player in the 81-year history of the conference to lead the league in HR and AVG (also Rafael Palmeiro in 1984 and Jeff Abbott in 1994)...Named 2014-15 Roy F. Kramer SEC Male Athlete of the Year by a vote of the league's athletics directors...Named to the SEC All-Freshman Team in 2014...As a senior in 2013 at Madeira (OH) High School, was named ACBA/Rawlings National High School Player of the Year, Gatorade Ohio Baseball Player of the Year, and a First Team All-American after batting .564 with 12 HR, 57 RBI, and 38 SB...Graduated with the Ohio high school career record in runs scored (199)...Selected by the Cincinnati Reds in the 31st round of the 2013 June Draft, but did not sign...Also played basketball in high school, earning Division III Co-Player of the Year honors from the *Cincinnati Enquirer* after setting school records in points in a career (1,753) and season (638), career 3-pointers (180), and points per game in a season (25.5).

YEAR	CLUB	AVG	G	AB	R	H	2B	3B	HR	RBI	SH	SF	HP	BB	SO	SB	CS	E
2015	Lowell	.290	35	124	19	36	2	4	7	15	1	2	1	25	15	7	1	0
	Greenville	.351	19	74	17	26	5	0	4	16	0	1	1	10	9	3	2	1
<b>Minor League Totals</b>		<b>.313</b>	<b>54</b>	<b>198</b>	<b>36</b>	<b>62</b>	<b>7</b>	<b>4</b>	<b>11</b>	<b>31</b>	<b>1</b>	<b>3</b>	<b>2</b>	<b>35</b>	<b>24</b>	<b>10</b>	<b>3</b>	<b>1</b>

## BETHEA, Daniel Taylor (Danny)

C

**HT:** 6-1; **WT:** 215; **BATS:** Right; **THROWS:** Right; **BORN:** 1/31/1990 in La Jolla, CA; **RESIDES:** Carlsbad, CA; **SIGNED BY:** Ray Fagnant; **ACQUIRED:** Red Sox 34th pick (34th round, 1,013th overall) in the 2013 June Draft.

**2015:** Combined at 3 levels of the Red Sox organization to hit .250 (40-for-160), including .318 (14-for-44) with 5 2B in 2 stints with Double-A Portland...Hit .333 (13-for-39) against LHP...Threw out 13 of 53 (25%) attempted base stealers in 41 starts at catcher...Went 10-for-25 (.400) during a 6-game span with Single-A Greenville from 7/9-17...Transferred to High-A Salem on 7/26 and hit safely in each of his first 5 games with the club...Transferred to Portland for the 2nd time on 9/1 and appeared in 2 games with the Sea Dogs, going 3-for-4 with 3 runs, 2 2B, RBI on 9/6 vs. New Britain...**2014:** Appeared in 27 games between Short-A Lowell (8 G), Portland (2 G), and Greenville (17 G), combining to hit .247 (21-for-85)...Began the season with the Spinners, going 1-for-15 over 8 games from 6/15-7/8 before a 7/12 promotion to Portland...Played in just 2 games for the Sea Dogs from 7/12-27 and was placed on the disabled list on 7/28...Reinstated from the DL on 8/5 and transferred to Greenville, where he finished the season...**2013:** Played 14 games with the GCL Red Sox before earning a promotion to Lowell on 7/25...In 31 games with the Spinners, hit .368 (14-for-38) vs. LHP...**PERSONAL:** Hit .276 (53-for-192) in 56 games as a senior at St. John's University in 2013...Named to the Big East All-Tournament Team in 2012.

YEAR	CLUB	AVG	G	AB	R	H	2B	3B	HR	RBI	SH	SF	HP	BB	SO	SB	CS	E
2013	GCL Red Sox	.140	14	43	1	6	2	0	0	6	2	0	0	6	3	0	0	3
	Lowell	.261	31	111	21	29	5	0	1	18	0	2	4	11	28	1	0	0
2014	Lowell	.067	8	15	1	1	0	0	0	1	0	1	0	3	4	0	0	0
	Portland	.250	2	8	0	2	1	0	0	3	0	0	0	1	1	0	0	0
	Greenville	.290	17	62	9	18	0	0	2	7	0	0	0	4	9	0	1	1
2015	Greenville	.250	22	72	8	18	4	0	0	10	0	2	2	7	13	0	0	1
	Portland	.318	12	44	7	14	5	0	0	5	0	0	0	0	14	0	0	0
	Salem	.182	12	44	3	8	3	0	0	2	1	0	0	2	12	0	1	3
<b>Minor League Totals</b>		<b>.241</b>	<b>118</b>	<b>399</b>	<b>50</b>	<b>96</b>	<b>20</b>	<b>0</b>	<b>3</b>	<b>52</b>	<b>1</b>	<b>7</b>	<b>6</b>	<b>34</b>	<b>84</b>	<b>1</b>	<b>2</b>	<b>8</b>

Player Development



## Minor League Players, Continued

### BETTS, Jordan Ryan

3B/1B

**HT:** 6-3; **WT:** 180; **BATS:** Right; **THROWS:** Right; **BORN:** 10/6/1991 in Wilmington, NC; **RESIDES:** Jacksonville, NC; **SIGNED BY:** Pat Portugal; **ACQUIRED:** Red Sox 19th pick (18th round, 554th overall) in the 2014 June Draft.

**2015:** Spent entire season with High-A Salem, leading the club in games (113) and ranking among leaders in runs (T-2nd, 40) and 2B (3rd, 21)...Made 74 starts at 3B and 36 at 1B...Hit .302 (26-for-86) with a .348 OBP when leading off an inning... Had a season-high 5 RBI on 6/9 at Lynchburg...On 6/16 at Wilmington, broke a 3-3 tie with a 2-out HR in the 9th inning of a 4-3 win...**2014:** Spent 1st pro season with Short-A Lowell, leading the Spinners in HR (10), RBI (40), BB (tied, 25), and SLG (.479)...Ranked 5th in the New York-Penn League in HR, T-6th in RBI, and 8th in SLG...Became the 1st Lowell player to hit double-digit HR in a season since 2008 (Luis Sumoza, 11)...Earned NYPL mid-season All-Star honors...Homered in 3 of his first 7 professional games...**PERSONAL:** Was a 4-year starter (2011-14) and 2-time All-ACC selection (2013-14) at Duke University...Recorded 69 career 2B, 2nd-most in school history...Attended New Hanover (NC) High School, where he hit .517 as a junior and was named the conference's Player of the Year as a senior...Was also quarterback of the football team.

YEAR	CLUB	AVG	G	AB	R	H	2B	3B	HR	RBI	SH	SF	HP	BB	SO	SB	CS	E
2014	Lowell	.269	64	242	32	65	17	2	10	40	0	3	0	25	76	1	2	8
2015	Salem	.212	113	387	40	82	21	1	4	33	0	3	4	33	121	5	1	20
<b>Minor League Totals</b>		<b>.234</b>	<b>177</b>	<b>629</b>	<b>72</b>	<b>147</b>	<b>38</b>	<b>3</b>	<b>14</b>	<b>73</b>	<b>0</b>	<b>6</b>	<b>4</b>	<b>58</b>	<b>197</b>	<b>6</b>	<b>3</b>	<b>28</b>

### BOESCH, Brennan Philip - See Page 71

OF

### BOYD, Logan William

LHP

**HT:** 6-2; **WT:** 200; **BATS:** Left; **THROWS:** Left; **BORN:** 11/26/1993 in San Antonio, TX; **RESIDES:** Humble, TX; **SIGNED BY:** Jon Adkins; **ACQUIRED:** Red Sox 18th pick (19th round, 561st overall) in the 2015 June Draft.

**2015:** Made pro debut with Short-A Lowell...Ranked 2nd on the team in wins, going 4-0 in 13 outings (1 start)...Held RHB to a .198 AVG (19-for-96) and .278 OBP...Lone start was 8/22 vs. Staten Island (G2), allowing 2 runs on 5 hits in a season-high 6.0 IP (6 SO, 0 BB)...Was 2-0, 1.71 ERA (5 ER/26.1 IP) in August...**PERSONAL:** played baseball for 3 seasons at Sam Houston State University (TX)...Went 6-4, 3.49 ERA in 15 starts as a junior in 2015...Graduated from Ascocita High School (TX).

YEAR	CLUB	W-L	ERA	G	GS	CG	SHO	SV	IP	H	R	ER	HR	HB	BB	SO	WP	BK
2015	Lowell	4-0	2.85	13	1	0	0	0	41.0	41	13	13	3	4	13	37	1	0

### BRAKEMAN, Robert Marcus (Marc)

RHP

**HT:** 6-1; **WT:** 195; **BATS:** Left; **THROWS:** Right; **BORN:** 6/15/1994 in St. Petersburg, FL; **RESIDES:** Vancouver, WA; **SIGNED BY:** Josh Labandeira; **ACQUIRED:** Red Sox 15th pick (16th round, 471st overall) in the 2015 June Draft.

**2015:** Made 1 appearance in his professional debut, starting for the GCL Red Sox on 8/28 at the GCL Twins (1.0 IP, 2 H)... Following the season, rated by *Baseball America* as having the best changeup in the Sox organization...**PERSONAL:** played baseball for 3 seasons at Stanford University, going 3-7 with a 3.37 ERA (44 ER/117.2 IP) in 36 appearances (11 starts)... Graduated from Shorecrest Preparatory School (FL), where he was a 4-time MVP of the baseball team.

YEAR	CLUB	W-L	ERA	G	GS	CG	SHO	SV	IP	H	R	ER	HR	HB	BB	SO	WP	BK
2015	GCL Red Sox	0-0	0.00	1	1	0	0	0	1.0	2	0	0	0	0	0	0	0	0

### BUTLER, Daniel (Dan) John - See Page 94

C

### BUTTREY, Ty Douglas

RHP

**HT:** 6-6; **WT:** 240; **BATS:** Left; **THROWS:** Right; **BORN:** 3/31/1993 in Matthews, NC; **RESIDES:** Gulfport, FL; **SIGNED BY:** Quincy Boyd; **ACQUIRED:** Red Sox 6th pick (4th round, 151st overall) in the 2012 June Draft.

**2015:** Combined with Single-A Greenville (4 GS) and High-A Salem (21 GS) to go 9-10, 3.92 ERA (60 ER/137.2 IP)...Ranked 8th in the Sox system in ERA and T-3rd in SO (103)...After the season, ranked by *Baseball America* as the No. 18 prospect in the organization...Named Red Sox Minor League Starting Pitcher of the Month for April (1-0, 2.45 ERA, .210 opponent AVG, 6 ER/22.0 IP, 4 starts) with Greenville...Pitched 5.0 hitless innings on 4/26 vs. Asheville, leaving a scoreless tie in an eventual 3-2 victory in 14 innings...Transferred to Salem on 5/1 and won his first 4 decisions...Did not allow a HR in his first 11 starts with Salem (60.2 IP)...Pitched 7.0 scoreless innings in his 2nd start with Salem on 5/8 vs. Carolina (3 H, 0 BB, 6 SO)...Combined to go 6-1, 2.54 ERA (14 ER/49.2 IP) in May and June (9 GS), compared to 2-9, 5.45 ERA (40 ER/66.0 IP) in his final 12 starts beginning 7/1...Allowed 1 ER in 4 of 5 starts from 7/23-8/14...**2014:** Combined with Greenville, the GCL Red Sox, and Short-A Lowell to go 0-5 with a 5.74 ERA (40 ER/62.2 IP) in 16 appearances (15 GS)...Began the season with Greenville but made just 4 starts for the Drive from 5/2-18 before landing on the DL on 5/19...Made 5 combined rehab appearances (4 starts) between the GCL (7/3-8) and Lowell (7/14-24), posting a 2.70 ERA (5 ER/16.2 IP)...Activated from the DL on 7/29 and made 7 more starts for the Drive (5.19 ERA, 20 ER/34.2 IP)...**2013:** Topped organizational leaders with a 2.21 ERA (15 ER/61.0 IP) for Lowell, 7th best in the New York-Penn League...Allowed 2 ER or fewer in each of his final 5 starts (1.52 ERA)...**2012:** Made 4 appearances (3 GS) with the GCL Red Sox in pro debut...**PERSONAL:** Went 9-2 with 2 saves and a 0.91 ERA (7 ER/69.0 IP) at Providence (NC) Senior High School in 2012...Averaged 13.0 SO/9.0 IP as a senior.

YEAR	CLUB	W-L	ERA	G	GS	CG	SHO	SV	IP	H	R	ER	HR	HB	BB	SO	WP	BK
2012	GCL Red Sox	0-0	1.80	4	3	0	0	0	5.0	5	2	1	0	1	5	0	1	
2013	Lowell	4-3	2.21	13	13	0	0	0	61.0	54	21	15	0	5	21	35	7	
2014	Greenville	0-5	6.85	11	11	0	0	0	46.0	59	41	35	5	1	24	40	4	
	GCL Red Sox	0-0	1.80	2	2	0	0	0	5.0	2	1	1	0	1	1	4	0	
	Lowell	0-0	3.09	3	2	0	0	0	11.2	11	6	4	0	0	7	12	2	
2015	Greenville	1-0	2.45	4	4	0	0	0	22.0	17	8	6	2	1	3	22	0	
	Salem	8-10	4.20	21	21	0	0	0	115.2	117	62	54	5	5	45	81	13	
<b>Minor League Totals</b>		<b>13-18</b>	<b>3.92</b>	<b>58</b>	<b>56</b>	<b>0</b>	<b>0</b>	<b>0</b>	<b>266.1</b>	<b>265</b>	<b>141</b>	<b>116</b>	<b>12</b>	<b>14</b>	<b>102</b>	<b>199</b>	<b>26</b>	<b>3</b>

Player  
Development

## Minor League Players, Continued

### CALLAHAN, James Douglas (Jamie)

RHP

**HT:** 6-2; **WT:** 225; **BATS:** Right; **THROWS:** Right; **BORN:** 8/24/1994 in Florence, SC; **RESIDES:** Hamer, SC; **SIGNED BY:** Quincy Boyd; **ACQUIRED:** Red Sox 4th pick (2nd round, 87th overall) in the 2012 June Draft.

**2015:** Spent entire season with Single-A Greenville, ranking 3rd on the club in appearances (31) and 2nd in strikeouts (94)... Made his first 6 appearances as a starter (0-3, 9.14 ERA, 22 ER/21.2 IP), but spent the remainder of the season as a reliever (7-3, 3 SV, 3.06 ERA, 23 ER/67.2 IP)...Held RHB to a .215 AVG (45-for-209) and .283 OBP...Did not allow a HR to a LHB (148 AB)... Averaged 9.47 SO/9.0 IP...Went 0-5 with an 8.10 ERA and .329 opponent AVG in 11 appearances through 6/6 (33.1 IP, 30 ER, 50-for-152)...In his remaining 20 outings, was 7-1 with 3 saves, a 2.41 ERA, .215 opponent AVG, and 9.96 SO/9.0 IP (56.0 IP, 15 ER, 44-for-205, 62 SO)...In his final 4 games beginning 8/23, allowed only 4 hits in 15.1 scoreless innings (23 SO, 2 BB)...Struck out multiple batters in each of his final 17 games, recording 8 SO on 8/28 vs. Greensboro (4.0 IP) and again on 9/6 vs. Savannah (4.1 IP)...Following the season, appeared in 3 games for Arizona Fall League champion Scottsdale (3.0 IP, H, R, BB, 3 SO)...**2014:** Made 25 starts for Greenville, tied for most on the club...Ranked 2nd on the team in SO (89), IP (108.2), and double plays induced (11)...Struck out 11 batters in 5.0 IP on 4/10 vs. Kannapolis...Worked 6.0 shutout innings and allowed just 3 hits while earning the win on 8/6 vs. Augusta, snapping a losing streak of 8 straight decisions that began on 5/16...**2013:** Held opponents to 1 ER or fewer in 6 games (5 GS) overall...Was the youngest pitcher (19) to make at least 10 starts in the New York-Penn League...Earned consecutive NYPL Pitcher of the Week honors (7/22-28, 7/29-8/4), allowing 1 hit over 12.0 scoreless innings with 17 SO in that time...Tossed 6.0 perfect innings on 7/31 vs. Auburn (9 SO)...**2012:** Made 5 appearances (4 GS) with the GCL Red Sox in his pro debut...**PERSONAL:** Went 7-1 with a save, a 0.89 ERA, and 113 SO in 50.0 IP for Dillon (SC) High School in 2012, while also hitting .439 with 5 HR and 32 RBI...Named the 2012 Gatorade South Carolina Baseball Player of the Year.

YEAR	CLUB	W-L	ERA	G	GS	CG	SHO	SV	IP	H	R	ER	HR	HB	BB	SO	WP	BK
2012	GCL Red Sox	1-0	5.19	5	4	0	0	0	8.2	8	5	5	0	0	3	7	0	0
2013	Lowell	5-1	3.92	13	12	0	0	0	59.2	48	27	26	4	2	17	54	3	1
2014	Greenville	3-13	6.96	25	25	0	0	0	108.2	137	95	84	12	5	66	89	10	1
2015	Greenville	7-6	4.53	31	6	0	0	3	89.1	94	52	45	4	3	33	94	6	0
<b>Minor League Totals</b>		<b>16-20</b>	<b>5.41</b>	<b>74</b>	<b>47</b>	<b>0</b>	<b>0</b>	<b>3</b>	<b>266.1</b>	<b>287</b>	<b>179</b>	<b>160</b>	<b>20</b>	<b>10</b>	<b>119</b>	<b>244</b>	<b>19</b>	<b>2</b>

### CAMPANA, Marino Jose

OF

**HT:** 6-4; **WT:** 190; **BATS:** Right; **THROWS:** Right; **BORN:** 11/28/1997 in Santo Domingo, DR; **RESIDES:** Santo Domingo, DR; **SIGNED BY:** Manny Nanita and Eddie Romero; **ACQUIRED:** Signed as an international free agent, 7/2/2014.

**2015:** In his pro debut, led the Dominican Summer League in games (tied, 72) and ranked 2nd in at-bats (280)...Also led the DSL Red Sox 1 in runs (39), hits (77), 2B (16), 3B (tied, 4), RBI (36), and total bases (107)...Had 6 OF assists...Batted .388 (19-for-49) during a 12-game hitting streak from 7/6-20...Reached base in 62 of his 72 games, including his final 14 beginning 8/7.

YEAR	CLUB	AVG	G	AB	R	H	2B	3B	HR	RBI	SH	SF	HP	BB	SO	SB	CS	E
2015	DSL Red Sox 1	.275	72	280	39	77	16	4	2	36	0	1	8	19	66	10	4	4

### CEDROLA, Lorenzo Carmine

OF

**HT:** 5-11; **WT:** 170; **BATS:** Right; **THROWS:** Right; **BORN:** 1/12/1998 in Caracas, VZ; **RESIDES:** Miranda, VZ; **SIGNED BY:** Alex Requena and Eddie Romero; **ACQUIRED:** Signed as an international free agent, 2/7/2015.

**2015:** Named Red Sox Latin Program Player of the Year in his professional debut...Spent entire season with the DSL Red Sox 2, serving as the club's leadoff hitter...Ranked among league leaders in runs (T-4th, 61), hits (7th, 85), 3B (T-8th, 7), steals (T-7th, 27), and OBP (T-8th, .420)...Led the DSL Sox 2 in OBP and ranked 2nd in AVG (.321)...Hit .344 (73-for-212) with a .440 OBP vs. RHP...Batted above .300 in June (.322), July (.321), and August (.319)...Recorded three 4-hit games and had 25 multi-hit performances...Made each of his 62 starts in CF, recording 11 assists and 3 double plays while posting a .993 fielding percentage (1 E/144 TC)...Named Red Sox Minor League Base Runner of the Month for June, stealing 12 bases in 14 attempts and scoring 23 runs with 3 2B and 3 3B in only 24 games...Scored a season-high 4 runs on 6/18 at the DSL Tigers.

YEAR	CLUB	AVG	G	AB	R	H	2B	3B	HR	RBI	SH	SF	HP	BB	SO	SB	CS	E
2015	DSL Red Sox 2	.321	67	265	61	85	8	7	1	31	0	1	23	23	33	27	7	1

### CERSE, Yoilan

OF

**HT:** 5-9; **WT:** 175; **BATS:** Right; **THROWS:** Right; **BORN:** 3/29/1987 in Guantanamo, Cuba; **RESIDES:** Deerfield Beach, FL; **SIGNED BY:** Allard Baird; **ACQUIRED:** Signed as an international free agent, 5/20/2015.

**2015:** Spent 1st U.S. season with High-A Salem...Played primarily LF (44 games, 42 starts), but also made 7 appearances at 2B, 5 in RF, 4 at 3B, and 1 in CF...**PERSONAL:** In 740 games over 9 seasons in Cuba's major league, Serie Nacional, posted a .321/.392/.463 batting line (904-for-2,812) with 152 2B, 24 3B, 66 HR, 524 runs, 350 RBI, 246 BB, 98 HBP, and 49 SB (including postseason)...Played no defensive position other than 2B...Hit above .300 in each of his first 8 seasons and had an OBP of at least .365 in each of them...During the 2008-09 campaign, posted career bests in AVG (.375, 136-for-363), OBP (.431), SLG (.567), runs (85), 2B (24), and HR (14) in 86 games...Last played in Cuba during the 2012-13 season, when he batted .264 (64-for-242) with a .377 OBP in 70 games.

YEAR	CLUB	AVG	G	AB	R	H	2B	3B	HR	RBI	SH	SF	HP	BB	SO	SB	CS	E
2015	Salem	.243	64	226	26	55	12	3	3	26	3	1	3	25	31	5	5	4

## Minor League Players, Continued

### CHAVIS, Michael Scott

**3B**

**HT:** 5-10; **WT:** 210; **BATS:** Right; **THROWS:** Right; **BORN:** 8/11/1995 in Atlanta, GA; **RESIDES:** Port Charlotte, FL; **SIGNED BY:** Brian Moehler; **ACQUIRED:** Red Sox 1st pick (1st round, 26th overall) in the 2014 June Draft.

**2015:** Spent entire season with Single-A Greenville...His 16 HR led the Red Sox organization and ranked T-5th in the South Atlantic League...Made 67 starts at 3B and 1 at SS...Following the season, ranked by *Baseball America* as the 10th-best prospect in the Red Sox organization...Homered in his season debut on 4/9 vs. Augusta...On 4/20, broke a 3-3 tie with a solo HR in the 10th inning of a 4-3 win at Lexington...Hit 1st career grand slam on 8/7 at Lexington...Recorded 1st career multi-HR game on 8/15 vs. Charleston...**2014:** Spent 1st pro season with the GCL Red Sox, tying for 2nd on the team in 2B (12)...Hit .372 (29-for-78) with a .430 OBP and .590 SLG in his final 22 games (8/1-28)...Started 13 games at SS, 10 at 3B, and 16 at DH...Helped the Sox win the GCL title, homering and driving in 3 runs in the finals against the GCL Yankees 1...Following the season, ranked by *Baseball America* as the 11th-best prospect in the Sox organization and 9th-best prospect in the GCL...

**PERSONAL:** Attended Sprayberry Senior (GA) High School...Named Georgia's 2014 Gatorade High School Player of the Year.

YEAR	CLUB	AVG	G	AB	R	H	2B	3B	HR	RBI	SH	SF	HP	BB	SO	SB	CS	E
2014	GCL Red Sox	.269	39	134	21	36	12	3	1	16	0	0	1	15	38	5	3	7
2015	Greenville	.223	109	435	56	97	29	1	16	58	2	1	4	29	144	8	5	20
<b>Minor League Totals</b>		<b>.234</b>	<b>148</b>	<b>569</b>	<b>77</b>	<b>133</b>	<b>41</b>	<b>4</b>	<b>17</b>	<b>74</b>	<b>2</b>	<b>1</b>	<b>5</b>	<b>44</b>	<b>182</b>	<b>13</b>	<b>8</b>	<b>27</b>

### CLEMENTE, Nicolo

**RHP**

**HT:** 6-0; **WT:** 175; **BATS:** Right; **THROWS:** Right; **BORN:** 2/18/1998 in Bologna, Italy; **RESIDES:** Pianoro, Italy; **SIGNED BY:** Rene Saggiadi and Rolando Pino; **ACQUIRED:** Signed as an international free agent, 7/2/2014.

**2015:** Combined with the 2 DSL Red Sox clubs to go 3-3 with 2 saves and a 2.97 ERA (13 ER/39.1 IP) in 18 appearances, all in relief, in his professional debut...In his final 10 outings beginning 7/13, posted a 1.21 ERA and .177 opponent AVG (22.1 IP, 3 ER, 14-for-79).

YEAR	CLUB	W-L	ERA	G	GS	CG	SHO	SV	IP	H	R	ER	HR	HB	BB	SO	WP	BK
2015	DSL Red Sox 2	2-2	3.91	11	0	0	0	1	23.0	26	17	10	0	2	7	13	3	2
	DSL Red Sox 1	1-1	1.65	7	0	0	0	1	16.1	10	6	3	1	1	6	11	4	0
<b>Minor League Totals</b>		<b>3-3</b>	<b>2.97</b>	<b>18</b>	<b>0</b>	<b>0</b>	<b>0</b>	<b>2</b>	<b>39.1</b>	<b>36</b>	<b>23</b>	<b>13</b>	<b>1</b>	<b>3</b>	<b>13</b>	<b>24</b>	<b>7</b>	<b>2</b>

### CORNELY, Francis John (John)

**RHP**

**HT:** 6-1; **WT:** 210; **BATS:** Right; **THROWS:** Right; **BORN:** 5/17/1989 in Mount Pleasant, SC; **RESIDES:** Mount Pleasant, SC; **SIGNED BY:** Billy Best (Braves); **ACQUIRED:** From the Atlanta Braves in exchange for cash considerations, 5/20/2015.

**2015:** Made ML debut with ATL, appearing in 1 game in relief...Combined with 3 minor league teams in the ATL and BOS organizations to go 2-5 with a 4.52 ERA (31 ER/61.2 IP) and .214 opponent AVG (48-for-224) in 45 appearances, all in relief...Began season with Triple-A Gwinnett, going 2-0 with a 1.04 ERA (1 ER/8.2 IP) in 5 games before being selected to the ML roster on 4/24...Made ML debut on 4/29 vs. WSH, entering in the 9th inning (1.0 IP, 3 H, 4 R, BB, SO)...Optioned back to Gwinnett on 4/30 and made 7 more appearances with the club (7.45 ERA, 8 ER/9.2 IP)...Designated for assignment on 5/19 and traded to BOS in exchange for cash considerations on 5/20...Made 4 appearances with Triple-A Pawtucket before transferring to Double-A Portland on 6/9 for the remainder of the season...Posted a 2.13 ERA (3 ER/12.2 IP) in 10 July outings...Gave up only 1 hit and did not allow a run in his final 4 appearances beginning 8/29 (5.0 IP)...**2014:** Spent entire season with Double-A Mississippi...Among Southern League relievers, had the 2nd-lowest opponent AVG (.186, 45-for-242) and allowed the 4th-fewest base runners per 9.0 IP (10.49)...Ranked among club leaders in appearances (2nd, 46), wins (T-3rd, 7), saves (T-2nd, 7), and games finished (T-3rd, 19)...36 of his appearances were scoreless...Held opponents to a .260 SLG...Was 7-for-7 in save opportunities with a 1.17 ERA (4 ER/30.2 IP) in 22 games after the All-Star break...Posted scoreless streaks of 10.1 IP (4/9-22), 12.1 IP (5/16-6/5), and 11.2 IP (6/15-7/10)...Also did not allow a run in his final 9 appearances beginning 8/3 (11.2 IP, 5 H, 15 SO)...**2013:** Spent entire season with High-A Lynchburg...Ranked among Carolina League leaders in saves (3rd, 11), appearances (T-3rd, 42), and games finished (2nd, 34)...Held opponents to a .211 AVG (40-for-190)...Began season on DL after having emergency appendectomy on 3/20...Reinstated on 4/22...In his final 23 games beginning 6/24, was 3-0 with 10 saves, a 1.23 ERA (4 ER/29.1 IP), and a .131 opponent AVG (13-for-99)...Recorded a save in 7 consecutive appearances from 8/13-25...Following the season, made 11 relief appearances for Scottsdale of the Arizona Fall League...**2012:** Was 1-3 with 8 saves, a 3.07 ERA (20 ER/58.2 IP), and .212 opponent AVG (47-for-222) in 43 appearances, all in relief, between Single-A Rome and Lynchburg...Ranked 3rd in the ATL organization with a 14.4 SO/9.0 IP ratio...Led Rome in games pitched (39) and finished (26) and ranked 2nd in saves (7)...Transferred to Lynchburg on 8/23 and made 4 appearances, allowing only 1 hit and no runs (7.1 IP, 1-for-22, 13 SO, 2 BB)...**2011:** Made professional debut and spent entire season with Rookie-level Danville...Led Appalachian League relievers with 13.64 SO/9.0 IP and had the 3rd-lowest opponent AVG (.165, 19-for-115)...**PERSONAL:** Originally selected by ATL in the 15th round of the 2011 June Draft...Played baseball for 4 years at Wofford College (SC)...As a senior in 2011, led the Terriers with a 1.85 ERA and set a single-season school record with 9 saves...Attended Bishop England HS (SC).

YEAR	CLUB	W-L	ERA	G	GS	CG	SHO	SV	IP	H	R	ER	HR	HB	BB	SO	WP	BK
2011	Danville	3-1	2.18	15	0	0	0	1	33.0	19	13	8	3	0	19	50	3	0
2012	Rome	1-3	3.51	39	0	0	0	7	51.1	46	20	20	5	0	36	81	5	0
	Lynchburg	0-0	0.00	4	0	0	0	1	7.1	1	0	0	0	0	2	13	0	0
2013	Lynchburg	4-1	3.38	42	0	0	0	11	50.2	40	22	19	9	0	24	70	2	0
2014	Mississippi	7-3	2.49	46	0	0	0	7	68.2	45	19	19	2	1	34	71	3	0
2015	Gwinnett	2-2	4.42	12	0	0	0	1	18.1	15	10	9	2	0	7	24	0	0
	ATLANTA	0-0	36.00	1	0	0	0	0	1.0	3	4	4	1	0	1	1	0	0
	Pawtucket	0-1	6.23	4	0	0	0	1	4.1	8	3	3	1	0	3	4	0	0
	Portland	0-2	4.38	29	0	0	0	2	39.0	25	20	19	3	1	29	38	6	0
<b>Major League Totals</b>		<b>0-0</b>	<b>36.00</b>	<b>1</b>	<b>0</b>	<b>0</b>	<b>0</b>	<b>1</b>	<b>1.0</b>	<b>3</b>	<b>4</b>	<b>4</b>	<b>1</b>	<b>0</b>	<b>1</b>	<b>1</b>	<b>0</b>	<b>0</b>
<b>Minor League Totals</b>		<b>17-13</b>	<b>3.20</b>	<b>191</b>	<b>0</b>	<b>0</b>	<b>0</b>	<b>31</b>	<b>272.2</b>	<b>199</b>	<b>107</b>	<b>97</b>	<b>25</b>	<b>2</b>	<b>154</b>	<b>351</b>	<b>19</b>	<b>0</b>

Player Development

## Minor League Players, Continued

### COSART, Jake Edward

RHP

**HT:** 6-2; **WT:** 175; **BATS:** Right; **THROWS:** Right; **BORN:** 2/11/1994 in Houston, TX; **RESIDES:** Friendswood, TX; **SIGNED BY:** Tom Kotchman; **ACQUIRED:** Red Sox 4th pick (3rd round, 103rd overall) in the 2014 June Draft.

**2015:** Spent entire season with Short-A Lowell...Held opponents to a .215 AVG (26-for-121), with righties batting .143 (7-for-49)...Allowed no hits and no runs in his season debut on 6/21 at Vermont (4.0 IP)...Recorded 5.0 hitless, scoreless innings on 7/8 vs. West Virginia...Pitched a season-high 6.0 innings and earned the win on 7/30 at Williamsport (2 R, 3 SO)...Struck out all 3 batters faced in his season finale on 8/4 vs. Brooklyn...**2014:** Made 7 starts for the GCL Red Sox in his pro debut...Held opponents to a .132 AVG (7-for-53)...Allowed only 2 hits to lefties (2-for-22)...Did not allow a HR...Started the deciding game of the GCL finals and allowed only 1 hit in 3.0 scoreless innings (0 BB, 5 SO)...**PERSONAL:** Spent 1 season as a redshirt freshman at Duke before transferring to Seminole State University...Attended Clear Creek (TX) High School...His brother, Jarred, was selected by the Phillies in the 38th round of the 2008 June Draft and is currently a pitcher for the Miami Marlins.

YEAR	CLUB	W-L	ERA	G	GS	CG	SHO	SV	IP	H	R	ER	HR	HB	BB	SO	WP	BK
2014	GCL Red Sox	0-1	2.25	7	7	0	0	0	16.0	7	7	4	0	2	11	16	1	0
2015	Lowell	2-2	5.45	9	9	0	0	0	33.0	26	20	20	3	3	20	27	12	0
<b>Minor League Totals</b>		<b>2-3</b>	<b>4.41</b>	<b>16</b>	<b>16</b>	<b>0</b>	<b>0</b>	<b>0</b>	<b>49.0</b>	<b>33</b>	<b>27</b>	<b>24</b>	<b>3</b>	<b>5</b>	<b>31</b>	<b>43</b>	<b>13</b>	<b>0</b>

### COSTE, Carlos A.

C

**HT:** 6-2; **WT:** 215; **BATS:** Right; **THROWS:** Right; **BORN:** 5/11/1993 in San Juan, PR; **RESIDES:** San Juan, PR; **SIGNED BY:** Edgar Perez; **ACQUIRED:** Red Sox 38th pick (35th round, 1,072nd overall) in the 2011 June Draft.

**2015:** Was the starting catcher in each of his 16 appearances with High-A Salem...On the DL from 4/9-5/1 and 6/10-7/24...**2014:** Limited to 27 games with Single-A Greenville because of 3 stints on the DL...Was on the DL to begin the season from 4/3-5/28...Made season debut on 5/31 vs. Hickory (1-for-4) but played in just 4 games before landing on the DL on 6/8...Activated on 6/19...Hit 1st career HR on 8/8 at Lexington...Placed on the DL on 8/22 and missed the remainder of the season...**2013:** Threw out 4 of 26 (15%) attempted base stealers with the GCL Red Sox...**2012:** Appeared in 12 games for the GCL Sox...**2011:** Made pro debut in 16 games with the GCL Sox...Collected a hit in his 1st at-bat on 6/21 vs. the GCL Rays.

YEAR	CLUB	AVG	G	AB	R	H	2B	3B	HR	RBI	SH	SF	HP	BB	SO	CS	CS	E
2011	GCL Red Sox	.158	16	19	0	3	0	0	0	0	1	0	0	0	9	0	0	0
2012	GCL Red Sox	.136	12	22	2	3	0	0	0	2	0	0	2	0	11	0	0	1
2013	GCL Red Sox	.194	18	36	2	7	3	0	0	5	0	0	2	1	8	1	1	1
2014	Greenville	.259	27	81	5	21	0	0	1	6	1	0	3	4	31	0	0	3
2015	Salem	.041	16	49	2	2	0	0	0	0	0	2	4	27	0	0	0	5
<b>Minor League Totals</b>		<b>.174</b>	<b>89</b>	<b>207</b>	<b>11</b>	<b>36</b>	<b>3</b>	<b>0</b>	<b>1</b>	<b>13</b>	<b>2</b>	<b>0</b>	<b>9</b>	<b>9</b>	<b>86</b>	<b>1</b>	<b>1</b>	<b>10</b>

### CRAIG, Allen Thomas - See Page 101

1B/OF

### COUCH, Keith Gilbert

RHP

**HT:** 6-2; **WT:** 215; **BATS:** Left; **THROWS:** Right; **BORN:** 11/5/1989 in Mineola, NY; **RESIDES:** Elmont, NY; **SIGNED BY:** Ray Fagnant; **ACQUIRED:** Red Sox 15th pick (13th round, 413th overall) in the 2010 June Draft.

**2015:** Made 26 appearances (21 starts) for Triple-A Pawtucket...Led the PawSox in IP (124.2) and starts (tied)...Made 7 quality starts...Allowed 3 ER in 17.1 IP (1.56 ERA) during a 3-start stretch from 5/12-22...On the DL from 8/8-23...Made his final 3 appearances in relief (8.1 IP, 2 R)...**2014:** Went 8-2 with 1 save and a 2.96 ERA (33 ER/100.1 IP) in 18 appearances (17 starts) for Double-A Portland, missing over a month of the season on the DL...Threw 2 complete games for the 3rd consecutive season...Allowed 0 ER in 7 of his 18 outings...In his first 11 appearances (10 starts), went 7-0 with 1 save, a 2.26 ERA (16 ER/63.2 IP) and 2 CG without allowing a HR...Led the Eastern League in wins and ranked 5th in ERA over that span...Retired the first 17 batters he faced on 4/29 vs. Reading, losing his bid for a perfect game on a 2-out single in the 6th inning...Recorded complete-game wins in back-to-back starts on 5/21 vs. Binghamton (7.0 IP, 9 H, 1 ER, 1 BB, 2 SO) and 5/31 at Trenton (7.0 IP, 7 H, 4 R, 2 ER, 1 HBP, 5 SO)...In between those starts, earned the save in his only relief appearance of the season, tossing 4.0 shutout innings of 1-hit ball on 5/26 at New Hampshire...Placed on the DL on 6/28 with right elbow inflammation...Made 2 rehab starts with the GCL Red Sox from 7/29-8/4, allowing 0 R and 0 BB in 6.1 IP...Reinstated from the DL on 8/9 and produced a 2.39 ERA (7 ER/26.1 IP) in his final 4 starts with Portland...Allowed only 2 hits in 8.0 shutout innings on 8/16 vs. Richmond...Promoted to Pawtucket on 9/2 and made 1 postseason start for the PawSox, allowing only 1 hit in 6.2 shutout innings to earn the win in the decisive Game 5 of the International League Governors' Cup Finals on 9/13 at Durham...Was his 1st appearance in a game since 8/27...Following the season, made 7 starts for Surprise of the Arizona Fall League (3-2, 5.59 ERA, 18 ER/29.0 IP)...**2013:** Tied for the most wins in the Red Sox system (11) and ranked among Eastern League leaders in ERA (6th, 3.47) and winning percentage (T-1st, .786)...Led Portland with 129.2 innings and tied for the club lead with 2 complete games...Went 8-1 with a 2.93 ERA (30 ER/92.0 IP) as a starter for the Sea Dogs...Earned the win in Portland's 5-2 victory over Harrisburg at "Futures at Fenway" on 7/27...Promoted to Pawtucket for 1 start on 8/6...Tossed a 6-hit complete game on 8/18 at Harrisburg, earning the win...After the season, pitched for Arizona Fall League champion Surprise...**2012:** Tied for High-A lead with 2 complete games...Placed 5th among Carolina League qualifiers and 3rd among Red Sox minor leaguers with a 3.46 ERA (56 ER/145.2 IP), while finishing both 3rd in the CL and in the system with 11 wins...Ranked 5th in the league and tops on Salem with 145.2 innings and 4th among CL starters with 2.03 BB/9.0 IP (28 BB/124.1 IP)...Led Salem with 109 SO and also finished among club leaders in appearances (T-3rd, 28), and starts (2nd, 22)...Posted a 2.52 ERA (17 ER/60.2 IP) over his final 10 starts beginning 7/10, the 2nd-lowest mark in the CL in that span...**2011:** Led Single-A Greenville and was tied for 2nd among Sox minor leaguers with 123 SO...Ranked 9th among South Atlantic League qualifiers in ERA (3.54) and was 6th overall in the Red Sox farm system...Also placed 2nd among Drive hurlers in wins (7) and innings (137.1)...Landed on the DL on 4/20 and returned on 4/29...Won 3 consecutive starts

## Minor League Players, Continued

from 6/13-23...Following the season, rated by *Baseball America* as having the best control in the Red Sox system...**2010:** Turned in a 2.55 ERA (10 ER/35.1 IP) over his first 8 outings (5 GS) in his pro debut with Short-A Lowell...Tied for 3rd on the team with 43 SO...Allowed 1 hit over 5.0 shutout innings to earn his 1st career win on 8/3 at Connecticut...**PERSONAL:** Went 5-2 with 2 saves and a 2.24 ERA over 13 appearances (10 GS) as a senior at Adelphi (NY) University in 2010...Named team MVP after leading the squad with 76.1 IP and 83 SO.

YEAR	CLUB	W-L	ERA	G	GS	CG	SHO	SV	IP	H	R	ER	HR	HB	BB	SO	WP	BK
2010	Lowell	1-6	4.39	14	11	0	0	0	55.1	64	31	27	3	2	9	43	3	0
2011	Greenville	7-5	3.54	28	18	0	0	3	137.1	145	66	54	11	12	19	123	2	3
2012	Salem	11-9	3.46	28	22	2	0	0	145.2	152	65	56	9	8	34	109	5	2
2013	Portland	11-3	3.47	29	15	2	0	0	129.2	132	63	50	11	4	43	92	4	1
	Pawtucket	0-0	27.00	1	1	0	0	0	1.0	3	4	3	0	0	2	3	0	0
2014	Portland	8-2	2.96	18	17	2	0	1	100.1	105	41	33	3	6	22	72	7	0
	GCL Red Sox	0-0	0.00	2	2	0	0	0	6.1	3	0	0	0	1	0	6	0	0
2015	Pawtucket	4-10	6.14	26	21	0	0	0	124.2	152	90	85	11	6	50	62	1	0
<b>Minor League Totals</b>		<b>42-35</b>	<b>3.96</b>	<b>146</b>	<b>107</b>	<b>6</b>	<b>0</b>	<b>4</b>	<b>700.1</b>	<b>756</b>	<b>360</b>	<b>308</b>	<b>48</b>	<b>39</b>	<b>179</b>	<b>510</b>	<b>22</b>	<b>6</b>

### CUEVAS, William Enrique - See Page 106

RHP

### DAHLSTRAND, Jacob Connor

RHP

**HT:** 6-5; **WT:** 235; **BATS:** Right; **THROWS:** Right; **BORN:** 3/26/1992 in Houston, TX; **RESIDES:** Houston, TX; **SIGNED BY:** Matt Dorey; **ACQUIRED:** Red Sox 12th pick (10th round, 323rd overall) in the 2010 June Draft.

**2015:** Made only 4 starts with High-A Salem before being placed on the DL on 4/29 and missing the remainder of the season...Earned the win and produced a quality start in each of his first 3 appearances, posting a 0.95 ERA (2 ER/19.0 IP) and .138 opponent AVG (9-for-65) in those games...Threw 6.0 scoreless innings (2 BB, 4 SO) and combined with teammate Joe Gunkel (0.1 IP) to throw a rain-shortened no-hitter on Opening Day (4/9 at Carolina), the 11th no-hitter in franchise history...**2014:** Spent majority of season working out of the bullpen for Single-A Greenville (22 G, 1 GS), but also made 6 appearances (5 GS) for Salem following a July promotion...Combined to go 8-5 with 3 saves, a 2.90 ERA (34 ER/105.2 IP), and 75 SO to 28 BB...Ranked 4th on Greenville with a 2.93 ERA (min. 50.0 IP)...Posted a combined ERA of 2.15 (13 ER/54.1 IP) over 16 appearances in May, June and July...Named Red Sox Minor League Relief Pitcher of the Month for July after going 1-1 in 5 outings (1 start) with a 2.45 ERA (5 ER/18.1 IP) and 18 SO...Worked 5.1 shutout innings and earned the win in his lone start for the Drive on 7/12 vs. Augusta...Promoted to Salem on 7/27 and went 3-0 for the Sox, winning each of his first 3 starts for 8/1-16 (2.00 ERA, 4 ER/18.0 IP)...Made 1 postseason start for the club, throwing 7.0 shutout innings in a no-decision (2 H, 0 BB, 8 SO)...**2013:** Limited opponents to 2 ER or fewer in 10 of 18 appearances (15 GS) with Greenville...Had a 3.10 ERA (10 ER/29.0 IP) in July...Tossed 11.0 scoreless innings over consecutive starts on 8/18 and 8/24...**2012:** Split the season between starter and reliever at Short-A Lowell, holding lefties to a .229 AVG (19-for-83)...Earned a New York-Penn League-best 4 wins from 7/25-8/9 with a 1.83 ERA (4 ER/19.2 IP) in that span...**2011:** Appeared in 8 games in his 2nd season with the GCL Red Sox...**2010:** Appeared in 2 games, both starts, with the GCL Sox in his pro debut...**PERSONAL:** Went 7-2 with a 3.83 ERA as a senior at Memorial (TX) High School in 2010...Had committed to the University of Houston.

YEAR	CLUB	W-L	ERA	G	GS	CG	SHO	SV	IP	H	R	ER	HR	HB	BB	SO	WP	BK
2010	GCL Red Sox	0-1	6.00	2	2	0	0	0	3.0	4	2	2	1	0	2	3	1	0
2011	GCL Red Sox	0-3	7.13	8	3	0	0	0	17.2	28	22	14	0	4	6	12	2	0
2012	Lowell	4-4	4.42	12	6	0	0	0	55.0	49	32	27	1	7	32	26	5	0
2013	Greenville	4-8	4.65	18	15	1	0	0	89.0	95	50	46	9	5	34	51	18	2
2014	Greenville	5-5	2.93	22	1	0	0	3	73.2	75	29	24	2	3	20	54	5	0
	Salem	3-0	2.81	6	5	0	0	0	32.0	31	16	10	3	1	8	21	0	0
2015	Salem	3-0	1.96	4	4	0	0	0	23.0	14	6	5	0	0	6	14	3	0
<b>Minor League Totals</b>		<b>19-21</b>	<b>3.93</b>	<b>72</b>	<b>36</b>	<b>1</b>	<b>0</b>	<b>3</b>	<b>293.1</b>	<b>296</b>	<b>157</b>	<b>128</b>	<b>16</b>	<b>20</b>	<b>108</b>	<b>181</b>	<b>34</b>	<b>2</b>

### DE JESUS, Enmanuel Jose

LHP

**HT:** 6-3; **WT:** 205; **BATS:** Left; **THROWS:** Left; **BORN:** 12/10/1996 in Valencia, VZ; **RESIDES:** Valencia, VZ; **SIGNED BY:** Eddie Romero and Angel Escobar; **ACQUIRED:** Signed as an international free agent, 7/2/2013.

**2015:** Spent most of his season with the GCL Red Sox, where he went 6-2 with a 1.66 ERA (8 ER/43.1 IP), .213 opponent AVG (34-for-160), and 0.99 WHIP in 10 appearances (4 starts)...Was 4-0 with a 1.09 ERA (3 ER/24.2 IP) in his 6 relief appearances...Ranked T-2nd in the GCL in wins...Averaged only 1.09 BB/9.0 IP in the GCL, the league's 5th-lowest ratio...Went 5-0 with a 0.00 ERA (23.1 IP) at home...Won each of his final 4 regular season GCL appearances, allowing 0 ER and only 11 hits in 20.1 IP from 8/5-21...Earned the win in relief against the GCL Cardinals in the league's postseason semifinals on 8/30 (4.1 IP, 3 H, 2 BB, 4 SO)...Transferred to Lowell on 9/3 and made his lone appearance with the Spinners on 9/4 at Aberdeen, earning a hold in a 3-2 victory (3.1 IP, H, 2 R, ER, BB, 2 SO)...Between the 2 clubs, held LHB to a .152 AVG (7-for-46) and .174 SLG in the regular season...**2014:** Made pro debut with the DSL Red Sox, ranking 2nd on the club in SO (55) and starts (tied, 14)...Compiled a 1.42 ERA (5 ER/31.2 IP) in his final 7 starts.

YEAR	CLUB	W-L	ERA	G	GS	CG	SHO	SV	IP	H	R	ER	HR	HB	BB	SO	WP	BK
2014	DSL Red Sox	5-5	3.15	14	14	0	0	0	60.0	55	28	21	2	7	18	55	8	1
2015	GCL Red Sox	6-2	1.66	10	4	0	0	0	43.1	34	11	8	2	5	9	29	4	0
	Lowell	0-0	2.70	1	0	0	0	0	3.1	1	2	1	0	1	1	2	0	0
<b>Minor League Totals</b>		<b>11-7</b>	<b>2.53</b>	<b>25</b>	<b>18</b>	<b>0</b>	<b>0</b>	<b>0</b>	<b>106.2</b>	<b>90</b>	<b>41</b>	<b>30</b>	<b>4</b>	<b>13</b>	<b>28</b>	<b>86</b>	<b>12</b>	<b>1</b>

Player  
Development

# Minor League Players, Continued

## DE LA GUERRA, Chad John

INF

**HT:** 5-11; **WT:** 190; **BATS:** Left; **THROWS:** Right; **BORN:** 11/24/1992 in Santa Maria, CA; **RESIDES:** Santa Maria, CA; **SIGNED BY:** Vaughn Williams; **ACQUIRED:** Red Sox 16th pick (17th round, 501st overall) in the 2015 June Draft.

**2015:** Made professional debut and spent entire season with Short-A Lowell...Named a New York-Penn League mid-season All-Star...Led the Spinners in hits (59) and ranked among leaders in games (2nd, 58), runs (T-3rd, 28), 2B (2nd, 14), 3B (T-2nd, 3), RBI (2nd, 29), and total bases (2nd, 85)...Made 50 starts at 2B and 2 at SS...On 6/26 and 6/27 vs. Aberdeen, combined to go 5-for-8 with 5 2B, 4 runs, and 2 RBI...**PERSONAL:** Played baseball at Grand Canyon University (2014-15) and College of the Canyons (2012-13)...Was a 2-time All-WAC First Team selection at GCU...Led the WAC in AVG as a junior in 2014 (.373) and posted a .344/.401/.544 line with 11 HR as a senior...Graduated from Pioneer Valley HS (CA).

YEAR	CLUB	AVG	G	AB	R	H	2B	3B	HR	RBI	SH	SF	HP	BB	SO	SB	CS	E
2015	Lowell	.265	58	223	28	59	14	3	2	29	0	5	0	21	46	4	3	8

## DEVERS, Rafael

3B

**HT:** 6-0; **WT:** 215; **BATS:** Left; **THROWS:** Right; **BORN:** 10/24/1996 in Sanchez, DR; **RESIDES:** Invienda, DR; **SIGNED BY:** Manny Nanita; **ACQUIRED:** Signed as an international free agent, 8/9/2013.

**2015:** Spent entire season with Single-A Greenville...Ranked 2nd in the Red Sox organization in 2B (38) and RBI (70), as well as 3rd in AVG (.288) and T-3rd in HR (11)...Ranked among South Atlantic League leaders in hits (5th, 135), 2B (2nd), XBH (3rd, 50), and total bases (2nd, 208)...Led the Drive in hits, runs (71), 2B, and RBI...Recorded 40 multi-hit games, including 12 games with at least 3 hits...Hit .302 (101-for-334, 9 HR) with a .479 SLG against RHP...Became the youngest Red Sox player ever to participate in the SiriusXM All-Star Futures Game (19 years old)...Posted a .949 fielding percentage (10 E/196 TC) in 72 games (all starts) at 3B, after recording a .905 mark (18 E/189 TC) at the position in 2014...Following the season, ranked by *Baseball America* as the 2nd-best prospect in the Red Sox organization, as well as the best defensive 3B and 5th-best prospect overall in the SAL...Also rated by *Baseball America* as the best hitter for average and best power hitter in the Sox' system...Combined in April and May to hit .341 (56-for-164) in 41 games...Recorded 13 total bases on 5/3 at Hagerstown with season highs in hits (5-for-6), runs (4), 2B (tied, 2), HR (2), and RBI (5), hitting a solo HR in the 8th inning and a grand slam in the 9th...Hit .364 (20-for-55) during a season-high 13-game hitting streak from 5/18-6/1...Named Red Sox Minor League Hitter of the Month for May, posting a .364 AVG/.394 OBP/.576 SLG line in 24 games (36-for-99, 22 R, 10 2B, 3B, 3 HR, 16 RBI, 5 BB)...Hit 7 HR in 29 games from 6/17-7/26...Selected to play for the World Team in the SiriusXM All-Star Futures Game on 7/12 in Cincinnati, entering the game at 3B in the 6th inning and going 0-for-2...Hit his 2nd grand slam of the season on 7/26 at Charleston...Hit safely in 15 of his final 17 games beginning 8/19, batting .382 (26-for-68) with 11 2B, 13 runs, and 11 RBI in that time...Following the season, hit .279 (12-for-43) in 13 games for Escogido of the Dominican Winter League...**2014:** Made professional debut, splitting the season with 70 games between the DSL Red Sox and GCL Red Sox, appearing exclusively at 3B...Combined to hit .322 (84-for-261) with 17 2B, 5 3B, 7 HR, 57 RBI, 35 BB, and a .404 OBP...After the season, rated by *Baseball America* as the 99th-best overall prospect in baseball, the 6th-best prospect in the Red Sox organization, and the top prospect in the GCL...Also rated the best power hitter in the Sox farm system...Began the season with the DSL Sox, leading the club in AVG (.337), OBP (.445), and SLG (.538)...Hit safely in 24 of 28 DSL games...Began the season with an 11-game hit streak from 5/31-6/12, hitting .442 (19-for-43), 2B, 3 3B, 3 HR, and 18 RBI in that span...Transferred to the GCL Red Sox on 7/3...Named Red Sox Minor League Offensive Player of the Month for July after hitting .361 (30-for-83) with 7 2B, 1 3B, 2 HR, and 21 RBI between the DSL (2 G) and the GCL (22 G)...His .312 AVG with the GCL Sox ranked 9th in the league and was 4th best in the Red Sox organization...Also ranked among GCL leaders with 36 RBI (T-3rd)...Paced the club in AVG, HR (4), RBI, SLG (.484), and OPS (.858), while also ranking among team leaders in hits (3rd, 49) and total bases (2nd, 76)...Posted a .423 AVG (22-for-52) with RISP in the GCL.

YEAR	CLUB	AVG	G	AB	R	H	2B	3B	HR	RBI	SH	SF	HP	BB	SO	SB	CS	E
2014	DSL Red Sox	.337	28	104	26	35	6	3	3	21	0	2	1	21	20	4	1	8
	GCL Red Sox	.312	42	157	21	49	11	2	4	36	0	1	2	14	30	1	0	10
2015	Greenville	.288	115	469	71	135	38	1	11	70	1	6	8	24	84	3	2	10
<b>Minor League Totals</b>		<b>.300</b>	<b>185</b>	<b>730</b>	<b>118</b>	<b>219</b>	<b>55</b>	<b>6</b>	<b>18</b>	<b>127</b>	<b>1</b>	<b>9</b>	<b>11</b>	<b>59</b>	<b>134</b>	<b>8</b>	<b>3</b>	<b>28</b>

## DIAZ, Imeldo Richard

INF

**HT:** 6-0; **WT:** 155; **BATS:** Right; **THROWS:** Right; **BORN:** 11/2/1997 in Villa de Cura, VZ; **RESIDES:** San Mateo, VZ; **SIGNED BY:** Wilder Lobo and Eddie Romero; **ACQUIRED:** Signed as an international free agent, 7/2/2014.

**2015:** Spent 1st pro season with the DSL Red Sox 2...Ranked 2nd on the club in games (70)...Started at SS in each of his 70 appearances...Led league SS in chances (319), assists (202), and putouts (tied, 95)...Ranked 3rd in the DSL in at-bats (277).

YEAR	CLUB	AVG	G	AB	R	H	2B	3B	HR	RBI	SH	SF	HP	BB	SO	SB	CS	E
2015	DSL Red Sox 2	.217	70	277	40	60	4	2	0	22	4	4	6	24	36	7	3	22

## DIAZ, Jhonathan Alexander

LHP

**HT:** 6-0; **WT:** 210; **BATS:** Left; **THROWS:** Left; **BORN:** 9/13/1996 in Valencia, VZ; **RESIDES:** Valencia, VZ; **SIGNED BY:** Eddie Romero and Angel Escobar; **ACQUIRED:** Signed as an international free agent, 7/2/2013.

**2015:** Missed entire season on the disabled list, recovering from right knee surgery...**2014:** Made pro debut with the DSL Red Sox, ranking 2nd on the team in wins (tied, 6), ERA (1.63), starts (tied, 14), and IP (66.1), as well as 3rd in WHIP (0.93)...Ranked 9th in the DSL in ERA...Held opponents to a .197 AVG (46-for-234)...Surrendered 0 ER in 8 of his 14 starts, 2 ER or fewer in 12 of them, and 3 ER or fewer in all of them...Produced a 0.69 ERA (3 ER/39.1 IP) during an 8-start span from 6/25-8/6...Allowed 0 ER in exactly 5.0 IP in 5 consecutive starts from 7/12-8/6.

YEAR	CLUB	W-L	ERA	G	GS	CG	SHO	SV	IP	H	R	ER	HR	HB	BB	SO	WP	BK
2014	DSL Red Sox	6-2	1.63	14	14	0	0	0	66.1	46	15	12	1	3	16	54	8	0
2015									Did Not Play Due to Injury									

## Minor League Players, Continued

### DIAZ, Victor

**RHP**

**HT:** 6-3; **WT:** 200; **BATS:** Right; **THROWS:** Right; **BORN:** 5/24/1994 in Hato Mayor, DR; **RESIDES:** Hato Mayor, DR; **SIGNED BY:** Manny Naniita and Eddie Romero; **ACQUIRED:** Signed as an international free agent, 12/12/2014.

**2015:** Made 21 appearances, all in relief, with the DSL Red Sox 2 in his professional debut...Led the club in appearances, saves (7), and games finished (20) and ranked T-2nd in wins (6)...Held opponents to a .183 AVG (20-for-109) and .211 SLG, allowing only 3 XBH (all 2B)...Opponents hit only .159 (10-for-63) with runners on base...Allowed 0 ER in 17 of his 21 outings and 2 ER or fewer in each of them...Gave up 0 ER in his final 8 appearances beginning 7/25 (11.2 IP, 6 H, R, 14 SO).

YEAR	CLUB	W-L	ERA	G	GS	CG	SHO	SV	IP	H	R	ER	HR	HB	BB	SO	WP	BK
2015	DSL Red Sox 2	6-1	1.38	21	0	0	0	7	32.2	20	7	5	0	2	16	35	13	1

### DOMINGUEZ, Christopher O. (Chris) - See Page 108

**3B**

### DOWNES, Jerry Darren

**1B**

**HT:** 6-2; **WT:** 240; **BATS:** Left; **THROWS:** Left; **BORN:** 12/22/1993 in San Andres, Colombia; **RESIDES:** Miami, FL; **SIGNED BY:** Willie Romya; **ACQUIRED:** Red Sox 14th pick (15th round, 441st overall) in the 2015 June Draft.

**2015:** Made professional debut, playing in 42 games with the GCL Red Sox and in 1 game with Single-A Greenville...Led the GCL Sox in runs (23) and 2B (tied, 8) and ranked among leaders in games (3rd, 42), HR (2nd, 2), RBI (2nd, 24), and BB (3rd, 23)...Played a pivotal role in helping the Sox win the GCL title...Played no defensive position other than 1B, posting a .984 fielding percentage (5 E/319 TC) between the clubs...Hit his first 2 professional HR in consecutive games on 7/15 at the Orioles and 7/17 at the Twins...In Game 1 of the GCL Finals, delivered a 2-out single that tied the score at 2-2 in the 9th inning, then scored the winning run in the Sox' 3-2, walk-off win over the GCL Blue Jays...In Game 2, recorded the only RBI in the Sox' 1-0 win that clinched the league title...Transferred to Greenville on 9/7 and made his lone appearance with the Drive that day vs. Savannah as the starting 1B (1-for-4)...**PERSONAL:** Played baseball for 3 seasons at St. Thomas University (FL)...Hit .349 with 9 HR and 56 RBI as a junior in 2015...Hit .360 with 2 HR in the NAIA World Series, leading the Bobcats to a runner-up finish...Graduated from St. Brendan HS (FL).

YEAR	CLUB	AVG	G	AB	R	H	2B	3B	HR	RBI	SH	SF	HP	BB	SO	SB	CS	E
2015	GCL Red Sox	.275	42	131	23	36	8	0	2	24	0	3	6	23	27	5	2	5
	Greenville	.250	1	4	0	1	0	0	0	0	0	0	0	1	0	0	0	0
<b>Minor League Totals</b>		<b>.274</b>	<b>43</b>	<b>135</b>	<b>23</b>	<b>37</b>	<b>8</b>	<b>0</b>	<b>2</b>	<b>24</b>	<b>0</b>	<b>3</b>	<b>6</b>	<b>23</b>	<b>28</b>	<b>5</b>	<b>2</b>	<b>5</b>

### DREHOFF, Jacob A. (Jake)

**LHP**

**HT:** 6-4; **WT:** 200; **BATS:** Right; **THROWS:** Left; **BORN:** 6/5/1992 in Richmond, VA; **RESIDES:** Alpharetta, GA; **SIGNED BY:** Danny Watkins; **ACQUIRED:** Red Sox 12th pick (12th round, 353rd overall) in the 2013 June Draft.

**2015:** Spent entire season with Single-A Greenville...Held lefties to a .234 AVG (18-for-77)...Made 4 appearances in which he recorded at least 5 SO without issuing a BB...Posted a 3.03 ERA as a reliever (13 ER/38.2 IP) and a 2.73 ERA as a starter (10 ER/33.0 IP)...On the DL from 4/17-5/18...Posted a 2.32 ERA (17 ER/66.0 IP) and averaged only 1.5 BB/9.0 IP (11 BB) in 22 outings after returning from the DL...Struck out a season-high 7 batters on 6/14 vs. Rome (0 BB)...Threw 6.0 scoreless innings on 8/26 vs. Greensboro (2 H, 4 SO)...**2014:** Made 14 starts for Short-A Lowell, ranking 8th among organizational leaders with a 3.54 ERA (27 ER/68.2 IP)...Led the Spinners in starts and IP and ranked 2nd in SO (48)...Allowed 1 ER or fewer in 7 of his starts...Went 3-1 with a 1.24 ERA (4 ER/29.0 IP) in August (5 GS)...Won back-to-back starts on 8/23 and 8/28 to finish the season, tossing 13.0 combined scoreless innings...**2013:** In his pro debut, posted the 3rd-lowest ERA (1.80) among GCL Red Sox pitchers (min. 10.0 IP)...Did not allow more than 1 run in any appearance...**PERSONAL:** As a junior at the University of Southern Mississippi in 2013, went 5-5 with a 3.54 ERA after going 6-2 with a 3.51 ERA the previous year.

YEAR	CLUB	W-L	ERA	G	GS	CG	SHO	SV	IP	H	R	ER	HR	HB	BB	SO	WP	BK
2013	GCL Red Sox	0-2	1.80	5	5	0	0	0	10.0	9	2	2	0	0	6	0	0	
2014	Lowell	3-4	3.54	14	14	0	0	0	68.2	75	30	27	4	5	23	48	6	0
2015	Greenville	3-2	2.89	24	7	0	0	0	71.2	76	29	23	6	3	15	65	5	0
<b>Minor League Totals</b>		<b>6-8</b>	<b>3.11</b>	<b>43</b>	<b>26</b>	<b>0</b>	<b>0</b>	<b>0</b>	<b>150.1</b>	<b>160</b>	<b>61</b>	<b>52</b>	<b>10</b>	<b>8</b>	<b>38</b>	<b>119</b>	<b>11</b>	<b>0</b>

### DUBON, Mauricio Andre

**SS**

**HT:** 6-0; **WT:** 170; **BATS:** Right; **THROWS:** Right; **BORN:** 7/19/1994 in Sacramento, CA; **RESIDES:** Sacramento, CA; **SIGNED BY:** Demond Smith; **ACQUIRED:** Red Sox 26th pick (26th round, 773rd overall) in the 2013 June Draft.

**2015:** Combined with Single-A Greenville (58 G) and High-A Salem (62 G) to hit .288 (136-for-473) with a .349 OBP...Named a South Atlantic League mid-season All-Star...Ranked 4th in the Red Sox organization in AVG and steals (30)...Made 70 starts at SS, 40 at 2B, and 3 at 3B...Combined to hit .306 vs. LHP (44-for-144, 0 HR), .280 vs. RHP (40-for-121, 5 HR), and .331 with RISP (40-for-121)...Following the season, ranked by *Baseball America* as the No. 13 prospect in the Sox organization...Began the season with Greenville and hit .338 in April (26-for-77)...Named Red Sox Minor League Base Runner of the Month for May, after recording 16 runs, 8 2B, and 6 SB in 6 attempts over 24 games...Went 7-for-13 with 8 runs during a 3-game stretch from 5/30-6/1...Hit .341 with a .411 OBP and 22 runs in his final 21 games with the Drive beginning 5/25 (29-for-85, 10 BB)...Went 0-for-2 with an RBI and a run scored in the SAL All-Star Game on 6/23...Transferred to Salem on 6/25...Hit .217 (28-for-129) in his first 35 games with Salem through 8/4, compared to .343 (37-for-108) with a .413 OBP in his final 27 games beginning 8/5...Recorded multiple hits in 13 of his final 27 games, and hit safely in 15 of his last 16...Made 45 of his final 46 appearances at SS...**2014:** Spent entire season with Short-A Lowell...Named a New York-Penn League mid-season All-Star...His .320 AVG (82-for-256) ranked 2nd in the NYPL and in the Red Sox farm system...Also ranked 2nd in the NYPL in hits and led the league with 10.54 plate appearances per strikeout, 130 putouts as a SS, and 338 total chances at the position...Paced the Spinners in AVG, games, runs (40), and hits...Named NYPL Player of the Week

Player Development

## Minor League Players, Continued

for 7/21-27 (.444 AVG, 12-for-27, 2 HR, 9 RBI, 6 R)...Ranked 2nd in the NYPL with a .385 AVG (37-for-96) in August...Had 3 hits in 3 consecutive games from 8/17-21 (.643, 9-for-14)...Went 5-for-5 on 8/29 vs. Aberdeen...**2013:** Made pro debut with the GCL Red Sox...After the year, *Baseball America* named him the best defensive player among 2013 Red Sox draft picks...**PERSONAL:** In 59 games between his junior and senior seasons (2012-13) at Capital Christian (CA) High School, hit .509 (86-for-169) with 23 2B, 14 3B, 8 HR, and 81 RBI.

YEAR	CLUB	AVG	G	AB	R	H	2B	3B	HR	RBI	SH	SF	HP	BB	SO	SB	CS	E
2013	GCL Red Sox	.245	20	53	8	13	3	0	0	4	1	0	3	1	12	6	2	6
2014	Lowell	.320	66	256	40	82	8	1	3	34	4	5	0	9	26	7	8	18
2015	Greenville	.301	58	236	43	71	12	3	4	29	4	1	2	18	34	18	4	10
	Salem	.274	62	237	27	65	9	0	1	18	4	2	3	23	38	12	3	40
<b>Minor League Totals</b>		<b>.295</b>	<b>206</b>	<b>782</b>	<b>118</b>	<b>231</b>	<b>32</b>	<b>4</b>	<b>8</b>	<b>85</b>	<b>13</b>	<b>8</b>	<b>8</b>	<b>51</b>	<b>110</b>	<b>43</b>	<b>17</b>	<b>40</b>

### DURON, Nicholas Gregory (Nick)

RHP

**HT:** 6-4; **WT:** 200; **BATS:** Right; **THROWS:** Right; **BORN:** 1/30/1996 in Salinas, CA; **RESIDES:** Tigard, OR; **SIGNED BY:** Chris Pritchett; **ACQUIRED:** Red Sox 30th pick (31st round, 921st overall) in the 2015 June Draft.

**2015:** Made professional debut and spent entire season with the GCL Red Sox...Recorded a .200 opponent AVG (20-for-100) and 0.95 WHIP...10 of his 14 appearances were scoreless...Held opponents to a .063 AVG with RISP (2-for-32), including 0-for-15 with 2 outs...Held LHB to a .137 AVG/.170 OBP/.157 SLG line (7-for-51, BB, 14 SO)...Named Red Sox Minor League Relief Pitcher of the Month for July, going 1-0 with a 0.82 ERA (1 ER/11.0 IP) and .146 opponent AVG (6-for-41) in 7 appearances...Pitched 2.1 perfect innings and earned the save on 8/5 vs. the GCL Rays...Pitched in Game 2 of the GCL Finals, tossing a scoreless 6th inning...**PERSONAL:** Played baseball for 1 season at Clark College (WA), posting a 3.75 ERA (15 ER/36.0 IP) with 40 SO in 11 appearances (4 starts)...Graduated in 2014 from Tigard (OR) High School.

YEAR	CLUB	W-L	ERA	G	GS	CG	SHO	SV	IP	H	R	ER	HR	HB	BB	SO	WP	BK
2015	GCL Red Sox	2-1	1.71	14	0	0	0	2	26.1	20	5	5	1	1	5	28	0	1

### ESPINOZA, Stanley

3B

**HT:** 6-2; **WT:** 190; **BATS:** Right; **THROWS:** Right; **BORN:** 11/15/1996 in Santiago de los Caballeros, DR; **RESIDES:** Santiago de los Caballeros, DR; **SIGNED BY:** Carlos Lugo and Eddie Romero; **ACQUIRED:** Signed as an international free agent, 2/3/2015.

**2015:** Spent 1st professional season with the DSL Red Sox 2...Led the league in RBI (59), total bases (tied, 129), at-bats (295), and games (tied, 72)...Also led the club in HR (6), 3B (tied, 7), and SLG (.437)...Played no position other than 3B (58 games, all starts)...Led league 3B in putouts (72)...Posted a .356/.418/.576 batting line against LHP (21-for-59, 2 2B, 3B, 3 HR)...Went 4-for-6 with 6 RBI, 4 runs, 2 2B, HBP on 6/18 at the DSL Tigers...Had 5 straight 2-hit games from 6/25-30...Hit a grand slam in a 9-7 win at the DSL Yankees 2 on 6/27...Went 5-for-5 with 3 RBI on 7/13 at the DSL Brewers...Recorded 11 total bases with his lone multi-homer game on 7/28 vs. the DSL Rangers (3-for-4, 3 R, 3B, 2 HR, 4 RBI).

YEAR	CLUB	AVG	G	AB	R	H	2B	3B	HR	RBI	SH	SF	HP	BB	SO	SB	CS	E
2015	DSL Red Sox 2	.281	72	295	44	83	14	7	6	59	0	6	7	14	50	5	2	24

### ESPINOZA, Anderson Jose

RHP

**HT:** 6-0; **WT:** 190; **BATS:** Right; **THROWS:** Right; **BORN:** 3/9/1998 in Caracas, VZ; **RESIDES:** Caracas, VZ; **SIGNED BY:** Manny Padron and Eddie Romero; **ACQUIRED:** Signed as an international free agent, 7/2/2014.

**2015:** Played at 3 levels in his professional debut, combining with the DSL Red Sox 2, GCL Red Sox, and Single-A Greenville to go 0-2 with a 1.23 ERA, .193 opponent AVG, and 0.94 WHIP in 15 appearances, all starts (58.1 IP, 41 H, 8 ER, 14 BB, 65 SO)...Following the season, named by *Baseball America* the Rookie Level Pitcher of the Year and a Rookie Level All-Star, as well as the top prospect in the GCL and the 4th-best prospect in the Red Sox organization...Allowed 0 ER in 11 of his 16 starts, including the postseason...Did not allow a HR all season...Held RHB to a .168 AVG/.205 OBP/.196 SLG line (24-for-143, 4 2B, 4 BB, 47 SO, 3 HBP)...Began the season in the DSL and allowed only 1 hit in 3.0 scoreless innings in his debut on 6/1 at the DSL Brewers...Gave up only 1 hit in 4.0 scoreless innings on 6/12 at the DSL Marlins...Transferred to the GCL on 6/23...Recorded exactly 4.0 IP in each of his 10 GCL starts, allowing 0 ER in 8 of them...Named Red Sox Minor League Starting Pitcher of the Month for July (1.69 ERA, .190 opponent AVG, 16.0 IP, 11 H, 3 ER, 6 BB, 11 SO)...Did not allow an ER in 4 August starts (16.0 IP, 7 H, BB, 23 SO)...Faced the minimum number of batters on 8/18 vs. the GCL Rays (4.0 IP, H, 7 SO)...Held GCL opponents to a .097 AVG with RISP (3-for-31)...Led the GCL Sox with a 0.68 ERA (min. 10.0 IP)...Started the GCL semifinal game against the GCL Cardinals on 8/30 (4.2 IP, 2 H, R, 0 ER, 2 BB, SO)...Transferred to Single-A Greenville on 9/5 and made his lone appearance with the Drive that day vs. Savannah (3.1 IP, 4 H, 3 R, 2 BB, 4 SO).

YEAR	CLUB	W-L	ERA	G	GS	CG	SHO	SV	IP	H	R	ER	HR	HB	BB	SO	WP	BK
2015	DSL Red Sox 2	0-0	1.20	4	4	0	0	0	15.0	13	6	2	0	2	3	21	1	1
	GCL Red Sox	0-1	0.68	10	10	0	0	0	40.0	24	5	3	0	4	9	40	1	2
	Greenville	0-1	8.10	1	1	0	0	0	3.1	4	3	3	0	0	2	4	1	0
<b>Minor League Totals</b>		<b>0-2</b>	<b>1.23</b>	<b>15</b>	<b>15</b>	<b>0</b>	<b>0</b>	<b>0</b>	<b>58.1</b>	<b>41</b>	<b>14</b>	<b>8</b>	<b>0</b>	<b>6</b>	<b>14</b>	<b>65</b>	<b>3</b>	<b>3</b>

### ESPINOZA, Junior Jose

RHP

**HT:** 6-4; **WT:** 185; **BATS:** Right; **THROWS:** Right; **BORN:** 9/16/1997 in San Felipe, VZ; **RESIDES:** Cocorote, VZ; **SIGNED BY:** Wilder Lobo and Eddie Romero; **ACQUIRED:** Signed as an international free agent, 7/2/2014.

**2015:** Spent 1st professional season with the DSL Red Sox 1...Led the club in SO (tied, 63) and ranked 3rd in starts (13) and innings pitched (56.2)...Held lefties to a .232 AVG (16-for-69) and .261 SLG, allowing only 1 XBH (3B)...Recorded a season-high 9 SO without walking a batter in 5.0 scoreless innings on 7/7 at the DSL Rojos...Went 2-0 with a 2.25 ERA (4 ER/16.0 IP) and .143 opponent AVG (8-for-56) in his final 3 starts.

YEAR	CLUB	W-L	ERA	G	GS	CG	SHO	SV	IP	H	R	ER	HR	HB	BB	SO	WP	BK
2015	DSL Red Sox 1	2-4	4.13	13	13	0	0	0	56.2	55	29	26	5	1	20	63	5	0



## Minor League Players, Continued

### FERNANDEZ, Jeffry Aneudy

RHP

**HT:** 6-1; **WT:** 215; **BATS:** Right; **THROWS:** Right; **BORN:** 3/25/1993 in San Francisco De Macoris, DR; **RESIDES:** San Francisco De Macoris, DR; **SIGNED BY:** Manny Nanita; **ACQUIRED:** Signed as an international free agent, 2/21/2011.

**2015:** Spent entire season with Single-A Greenville...Ranked 3rd on the Drive in innings pitched (115.0)...Allowed the most runs (86) and ER (tied, 76) in the South Atlantic League, as well as the 2nd-most HR (tied, 17)...Went 0-5 in his first 8 starts through May, despite allowing 2 ER or fewer in 5.0+ IP in 5 of those outings...Posted a 3.86 ERA and .214 opponent AVG in May (4 GS, 18.2 IP, 8 ER, 15 H)...Pitched 6.0 scoreless innings on 6/25 vs. Charleston (3 H, 6 SO)...Allowed no runs in a season-high 7.0 IP on 7/27 at Charleston (5 H, BB, 6 SO)...Made his final 2 appearances out of the bullpen (4.1 IP, 0 ER)...**2014:** Combined to go 1-4 with a 4.91 ERA (30 ER/55.0 IP) over 13 games (12 GS) between the GCL Red Sox and Short-A Lowell...Walked only 6 batters over 36.1 IP for the GCL Sox and posted a 1.02 WHIP, lowest on the club among pitchers with at least 30.0 IP...Earned the win in his only relief appearance, working 4.0 innings of 1-hit ball and allowing 2 runs (1 ER) on 8/4 at the GCL Rays...Promoted to Lowell on 8/12...**2013:** Missed entire season on the DL...**2012:** Made just 2 appearances with the GCL Red Sox before being placed on the DL for the remainder of the season...**2011:** Made pro debut with the DSL Red Sox.

YEAR	CLUB	W-L	ERA	G	GS	CG	SHO	SV	IP	H	R	ER	HR	HB	BB	SO	WP	BK
2011	DSL Red Sox	0-2	4.20	12	12	0	0	0	40.2	34	20	19	1	4	25	20	7	0
2012	GCL Red Sox	0-0	5.68	2	1	0	0	0	6.1	10	5	4	0	1	3	3	1	0
2013									Did Not Play Due to Injury									
2014	GCL Red Sox	1-1	4.71	9	8	0	0	0	36.1	31	21	19	1	7	6	22	7	0
	Lowell	0-3	5.30	4	4	0	0	0	18.2	22	14	11	2	2	6	4	1	2
2015	Greenville	3-9	5.95	25	23	0	0	0	115.0	127	86	76	17	5	46	64	14	0
<b>Minor League Totals</b>		<b>4-15</b>	<b>5.35</b>	<b>52</b>	<b>48</b>	<b>0</b>	<b>0</b>	<b>0</b>	<b>217.0</b>	<b>224</b>	<b>146</b>	<b>129</b>	<b>21</b>	<b>19</b>	<b>86</b>	<b>113</b>	<b>30</b>	<b>2</b>

### FISHER, Devon Hayden

C

**HT:** 6-0; **WT:** 225; **BATS:** Right; **THROWS:** Right; **BORN:** 5/1/1996 in Portsmouth, VA; **RESIDES:** Portsmouth, VA; **SIGNED BY:** Chris Calciano; **ACQUIRED:** Red Sox 21st pick (20th round, 614th overall) in the 2014 June Draft.

**2015:** Spent entire season with the GCL Red Sox, making 28 starts at catcher and appearing in 3 other games at the position...Threw out 17 of 41 (41%) attempted base stealers...Recorded a .374 OBP...Went 1-for-2 with 2 RBI and a run scored in the Sox' GCL semifinal victory over the Cardinals on 8/30...**2014:** Made pro debut with the GCL Red Sox...Threw out 6 of 20 (30%) attempted base stealers...**PERSONAL:** Drafted by the Red Sox out of Western Branch (VA) High School...Earned Perfect Game 1st Team All-America honors as a senior...Had committed to play baseball at the University of Virginia.

YEAR	CLUB	AVG	G	AB	R	H	2B	3B	HR	RBI	SH	SF	HP	BB	SO	SB	CS	E
2014	GCL Red Sox	.210	22	62	8	13	1	0	0	6	0	0	0	15	13	0	0	4
2015	GCL Red Sox	.192	31	73	9	14	4	0	0	9	1	3	1	22	30	0	0	7
<b>Minor League Totals</b>		<b>.200</b>	<b>53</b>	<b>135</b>	<b>17</b>	<b>27</b>	<b>5</b>	<b>0</b>	<b>0</b>	<b>15</b>	<b>1</b>	<b>3</b>	<b>1</b>	<b>37</b>	<b>43</b>	<b>0</b>	<b>0</b>	<b>11</b>

### GARCIA, Carlos Eduardo

LHP

**HT:** 6-0; **WT:** 200; **BATS:** Left; **THROWS:** Left; **BORN:** 12/15/1994 in Barcelona, VZ; **RESIDES:** Barcelona, VZ; **SIGNED BY:** Fernando Veracierta; **ACQUIRED:** Signed as an international free agent, 7/2/2011.

**2015:** Spent entire season with the GCL Red Sox, ranking 3rd on the club in appearances (15)...Held opponents to a .200 AVG (6-for-30) and no XBH with RISP...Allowed 3 ER in 0.2 IP on 8/24 against the GCL Orioles, but had a 1.30 ERA (4 ER/27.2 IP) and averaged 1.6 BB/9.0 IP in his other 14 outings...Surrendered only 1 HR...Did not allow an XBH to a left-handed batter (.229 AVG, 8-for-35)...Held opponents to a .271 SLG...**2014:** Tied for the GCL Red Sox lead in appearances (14)...Did not allow a run in 8 of his 14 outings...Held opponents to a .161 AVG (5-for-31) with RISP...**2013:** Held opponents to a .168 AVG, the 2nd-lowest mark in the DSL...**2012:** Pitched exclusively in relief (13 G) in his pro debut for the DSL Red Sox.

YEAR	CLUB	W-L	ERA	G	GS	CG	SHO	SV	IP	H	R	ER	HR	HB	BB	SO	WP	BK
2012	DSL Red Sox	1-3	6.23	13	0	0	0	1	30.1	38	29	21	2	1	15	19	6	0
2013	DSL Red Sox	4-3	2.63	14	13	0	0	0	61.2	35	21	18	3	9	23	51	8	0
2014	GCL Red Sox	1-1	3.32	14	0	0	0	2	21.2	22	8	8	0	4	12	13	2	0
2015	GCL Red Sox	2-1	2.22	15	0	0	0	2	28.1	25	11	7	1	1	8	22	3	1
<b>Minor League Totals</b>		<b>8-8</b>	<b>3.42</b>	<b>56</b>	<b>13</b>	<b>0</b>	<b>0</b>	<b>5</b>	<b>142.0</b>	<b>120</b>	<b>69</b>	<b>54</b>	<b>6</b>	<b>15</b>	<b>58</b>	<b>105</b>	<b>19</b>	<b>1</b>

### GARCIA, Edwar Bacilio

RHP

**HT:** 6-4; **WT:** 205; **BATS:** Right; **THROWS:** Right; **BORN:** 11/19/1993 in Santo Domingo, DR; **RESIDES:** Santo Domingo, DR; **SIGNED BY:** Manny Nanita; **ACQUIRED:** Signed as an international free agent, 9/27/2010.

**2015:** Combined with Short-A Lowell and Single-A Greenville to go 3-1 with 5 saves and a 1.99 ERA (7 ER/31.2 IP) in 19 appearances, all in relief...Named a New York-Penn League mid-season All-Star...Held opponents to a .045 AVG with RISP and 2 outs (1-for-22)...Allowed 0 ER in 15 of his 19 outings...Ranked 2nd on the Spinners with a 1.96 ERA (min. 20.0 IP)...Gave up only 1 run in 8 games from 7/10-8/4 (12.2 IP)...Did not allow a run while recording season highs in innings (3.1) and strikeouts (6) on 8/4 vs. Brooklyn...Transferred to Greenville on 8/16...Allowed only 1 hit in 3.0 scoreless innings in his Greenville debut on 8/17 at Greensboro...With the Drive, held righties to a .150 AVG (3-for-20)...**2014:** Spent entire season with Lowell, making 16 relief appearances...**2013:** Pitched 2 games in the DSL before a promotion to the GCL on 5/31, where he spent the remainder of the season...Posted a 0.71 ERA (1 ER/12.2 IP) as a starter with the GCL Sox...Led the league in ERA from 6/25-7/23 (0.79) after allowing 1 run or fewer in 8 consecutive games...**2012:** Made the 2nd-most starts on the DSL Sox (14) and ranked 3rd on the club in SO (33)...**2011:** Made pro debut with the DSL Red Sox.

Player Development

## Minor League Players, Continued

YEAR	CLUB	W-L	ERA	G	GS	CG	SHO	SV	IP	H	R	ER	HR	HB	BB	SO	WP	BK
2011	DSL Red Sox	2-4	2.68	13	13	0	0	0	47.0	39	20	14	0	10	29	41	7	0
2012	DSL Red Sox	1-2	4.04	14	14	0	0	0	49.0	44	33	22	1	5	30	33	2	0
2013	DSL Red Sox	1-0	5.14	2	0	0	0	0	7.0	6	4	4	1	0	2	7	0	0
	GCL Red Sox	4-1	3.65	15	3	0	0	0	44.1	32	19	18	1	4	25	41	4	0
2014	Lowell	0-0	7.67	16	0	0	0	1	27.0	31	26	23	1	2	18	26	4	0
2015	Lowell	3-1	1.96	14	0	0	0	5	23.0	20	6	5	1	2	15	26	4	1
	Greenville	0-0	2.08	5	0	0	0	0	8.2	8	4	2	1	1	4	4	0	0
<b>Minor League Totals</b>		<b>11-8</b>	<b>3.84</b>	<b>79</b>	<b>30</b>	<b>0</b>	<b>0</b>	<b>6</b>	<b>206.0</b>	<b>180</b>	<b>112</b>	<b>88</b>	<b>6</b>	<b>24</b>	<b>123</b>	<b>178</b>	<b>21</b>	<b>1</b>

### GARCIA, Victor Manuel

RHP

**HT:** 6-4; **WT:** 205; **BATS:** Right; **THROWS:** Right; **BORN:** 6/15/1997 in Nagua, DR; **RESIDES:** Las Terrenas, DR; **SIGNED BY:** Manny Nanita and Eddie Romero; **ACQUIRED:** Signed as an international free agent, 9/30/2014.

**2015:** Spent 1st professional season with the DSL Red Sox 2...Held opponents to a .161 AVG (25-for-155) and .200 SLG... Made 4 scoreless starts of at least 4.0 IP...Recorded a season-high 9 SO without walking a batter or allowing a hit in 4.0 scoreless innings on 6/8 vs. the DSL Yankees 2...Made back-to-back scoreless starts on 7/7 vs. the DSL Braves and 7/13 at the DSL Brewers, allowing only 1 hit and earning the win in each outing.

YEAR	CLUB	W-L	ERA	G	GS	CG	SHO	SV	IP	H	R	ER	HR	HB	BB	SO	WP	BK
2015	DSL Red Sox 2	3-5	2.40	12	12	0	0	0	45.0	25	16	12	0	8	25	50	2	0

### GLORIUS, Austin Charles

RHP

**HT:** 6-3; **WT:** 215; **BATS:** Right; **THROWS:** Right; **BORN:** 5/10/1993 in Orlando, FL; **RESIDES:** Winter Garden, FL; **SIGNED BY:** Willie Romy and Stephen Hargett; **ACQUIRED:** Signed as a non-drafted free agent, 8/5/2015.

**2015:** Made 7 appearances (5 starts) for Short-A Lowell in his professional debut...Allowed 0 ER in 3 consecutive starts from 8/14-28 (15.0 IP, 6 H, R, 17 SO)...Surrendered only 1 hit in 5.0 scoreless innings on 8/14 at Batavia (8 SO)...Gave up 2 hits and 0 ER in a season-high 6.0 IP on 8/28 at Connecticut (R, 3 BB, 6 SO)...**PERSONAL:** Signed by the Red Sox after pitching for Valdosta State University (GA) in 2015...Transferred to VSU from Indian River Community College (FL)...Attended Windermere (FL) Preparatory School...As a senior, tied national high school records with 5 HR and 17 RBI in a 38-0 win over Faith Christian.

YEAR	CLUB	W-L	ERA	G	GS	CG	SHO	SV	IP	H	R	ER	HR	HB	BB	SO	WP	BK
2015	Lowell	2-3	2.70	7	5	0	0	0	26.2	21	13	8	3	1	13	36	2	0

### GOETZE, Patrick Wilson (Pat)

RHP

**HT:** 6-6; **WT:** 220; **BATS:** Right; **THROWS:** Right; **BORN:** 3/3/1994 in Raleigh, NC; **RESIDES:** Zebulon, NC; **SIGNED BY:** Pat Portugal; **ACQUIRED:** Red Sox 36th pick (36th round, 1,073rd overall) in the 2013 June Draft.

**2015:** Spent entire season with the GCL Red Sox...Was 1 of only 4 GCL pitchers to win at least 5 games without suffering a loss...Ranked 2nd on the club in wins...Averaged only 1.48 BB/9.0 IP...Posted a 1.59 ERA (3 ER/17.0 IP) and .213 opponent AVG (13-for-61) in June and July, allowing 1 ER or fewer in each of those 9 appearances...**2014:** Made 13 appearances, all in relief, for the GCL Red Sox...Walked just 3 batters in 29.0 IP for a 0.93 BB/9.0 IP ratio, the 2nd-lowest mark among GCL relievers...Ranked among club leaders in appearances (T-3rd) and saves (T-1st, 3)...Did not allow an earned run in 9 of his outings...Surrendered only 1 run (0 ER) over his final 7 outings from 7/29-8/26 (11.1 IP)...**2013:** Made pro debut with the GCL Red Sox...3 of 4 appearances were scoreless...**PERSONAL:** Graduated from Wake County (NC) Home School.

YEAR	CLUB	W-L	ERA	G	GS	CG	SHO	SV	IP	H	R	ER	HR	HB	BB	SO	WP	BK
2013	GCL Red Sox	1-1	3.00	4	1	0	0	0	6.0	3	2	2	0	1	1	4	0	0
2014	GCL Red Sox	1-3	3.72	13	0	0	0	3	29.0	33	16	12	0	6	3	20	1	0
2015	GCL Red Sox	5-0	2.37	14	0	0	0	0	30.1	30	11	8	3	2	5	16	1	1
<b>Minor League Totals</b>		<b>7-4</b>	<b>3.03</b>	<b>31</b>	<b>1</b>	<b>0</b>	<b>0</b>	<b>3</b>	<b>65.1</b>	<b>66</b>	<b>29</b>	<b>22</b>	<b>3</b>	<b>9</b>	<b>9</b>	<b>40</b>	<b>2</b>	<b>1</b>

### GONZALEZ, Daniel Jose

RHP

**HT:** 6-5; **WT:** 245; **BATS:** Right; **THROWS:** Right; **BORN:** 2/9/1996 in Sotillo, VZ; **RESIDES:** Maturin, VZ; **SIGNED BY:** Rolando Pino and Ramon Mora; **ACQUIRED:** Signed as an international free agent, 10/17/2012.

**2015:** Named Red Sox Latin Program Pitcher of the Year after making 15 appearances (1 start) for Short-A Lowell...Ranked 5th in the organization in ERA (3.29)...Ranked among club leaders in wins (T-3rd, 3), innings (2nd, 63.0), and strikeouts (2nd, 51)...Finished 6 games for the Spinners...Pitched at least 2.2 innings in each of his outings, recording at least 4.0 IP 11 times...In his 5 appearances of more than 4.0 IP, went 3-0 with a 2.10 ERA and .209 opponent AVG (25.2 IP, 19 H, 6 ER, 0 HR)...In his final 8 outings beginning 7/28, recorded 26 SO against only 4 BB...Twice had a season-high 7 SO in only 4.0 IP (7/6 at Tri-City, 8/12 at Batavia)...**2014:** Won all 9 of his decisions and earned DSL mid-season All-Star honors in his 2nd season with the DSL Red Sox...Named Red Sox Latin Program Player of the Year...Led the league in wins and starts (tied, 15)...Also led the club in IP (72.0) and SO (56)...Ended the season with 20.0 consecutive scoreless innings (4 GS)...Allowed only 1 hit in 6.0 scoreless innings on 8/9 at the DSL Cardinals, recording a season-high 10 SO against 0 BB...In his next start vs. the DSL Mariners on 8/15, allowed only 2 hits in 6.0 scoreless innings...**2013:** Made pro debut with the DSL Sox, leading the club (min. 30.0 IP) in ERA (0.97) and WHIP (0.58)...Led DSL relievers in opponent AVG (.143) and fewest base runners per 9.0 IP (5.94), also ranking 5th in unintentional BB/9.0 IP (0.74)...Recorded 42 SO and only 3 BB...Made his only 2 starts on 8/9 and 8/15, combining to allow 0 ER in 10.0 IP.

YEAR	CLUB	W-L	ERA	G	GS	CG	SHO	SV	IP	H	R	ER	HR	HB	BB	SO	WP	BK
2013	DSL Red Sox	2-1	0.97	14	2	0	0	3	46.1	24	8	5	0	3	3	42	4	0
2014	DSL Red Sox	9-0	2.25	15	15	0	0	0	72.0	61	20	18	2	3	14	56	3	0
2015	Lowell	3-3	3.29	15	1	0	0	0	63.0	61	33	23	4	3	16	51	3	1
<b>Minor League Totals</b>		<b>14-4</b>	<b>2.28</b>	<b>44</b>	<b>18</b>	<b>0</b>	<b>0</b>	<b>3</b>	<b>181.1</b>	<b>146</b>	<b>61</b>	<b>46</b>	<b>6</b>	<b>9</b>	<b>33</b>	<b>149</b>	<b>10</b>	<b>1</b>

## Minor League Players, Continued

### GRAGNANI, Reed Andrew

2B

**HT:** 5-11; **WT:** 180; **BATS:** Switch; **THROWS:** Right; **BORN:** 9/5/1990 in Richmond, VA; **RESIDES:** Richmond, VA; **SIGNED BY:** Chris Calcinio; **ACQUIRED:** Red Sox 21st pick (21st round, 623rd overall) in the 2013 June Draft.

**2015:** Limited to 42 games due to a pair of DL stints...Made both his Double-A and Triple-A debuts...Began the season with Portland and hit .321 (9-for-28) in his first 9 games...Placed on the DL from 5/28-6/8...Transferred to Pawtucket on 7/7 and appeared in 2 games with the PawSox...Returned to Portland on 7/16...Posted a .373 OBP in his final 17 games with the Sea Dogs beginning 6/11 (15-for-61, 13 BB)...Placed on the DL on 7/24 and missed the remainder of the season...**2014:** Spent entire season with High-A Salem, pacing the Carolina League with a .409 OBP and ranking 2nd with a .300 AVG (108-for-360)...Named a CL mid- and post-season All-Star...Was the toughest batter in the league to strike out (7.06 AB/SO)...Following the season, ranked by *Baseball America* as having the best strike-zone judgment in the CL...Drew 64 BB, 2nd most on the club and 4th in the CL...Also ranked 2nd on the team in runs (64), 3B (8), and OBP, and 3rd in games (99), hits (108) and RBI (53)...Hit .380 (46-for-121) with RISP, including .474 (9-for-19) with the bases loaded...Split time between 2B (65 GS), 3B (6 GS), and LF (7 G, 6 GS)...Began the season hitting .400 (32-for-80) with a .490 OBP over 22 games from 4/4-5/6, both the highest marks in the CL over that span...Hit lone HR of the season on 8/15, a 2-run shot in a 3-2 victory vs. Myrtle Beach...**2013:** Split 1st pro season between Short-A Lowell (14 G) and Single-A Greenville (38 G)...Posted a .321 AVG (18-for-56) against LHP...Hit .333 (16-for-48) with the Spinners before a 7/10 promotion to Greenville...**PERSONAL:** Earned 1st-Team All-ACC honors at 2B and named to the ACC All-Tournament Team as a senior at the University of Virginia in 2013...Hit .362 in 2012...Selected by the Red Sox in the 27th round of the 2009 June Draft, but did not sign.

YEAR	CLUB	AVG	G	AB	R	H	2B	3B	HR	RBI	SH	SF	HP	BB	SO	SB	CS	E
2013	Lowell	.333	14	48	2	16	4	0	0	4	0	1	3	4	4	4	0	1
	Greenville	.259	38	147	23	38	8	0	1	16	2	3	6	13	22	2	2	4
2014	Salem	.300	99	360	64	108	19	8	1	53	5	1	3	64	51	8	4	12
2015	Portland	.234	40	137	15	32	3	0	0	7	4	1	1	23	28	1	0	4
	Pawtucket	.000	2	6	0	0	0	0	0	0	0	0	0	1	0	0	0	1
<b>Minor League Totals</b>		<b>.278</b>	<b>193</b>	<b>698</b>	<b>104</b>	<b>194</b>	<b>34</b>	<b>8</b>	<b>2</b>	<b>80</b>	<b>11</b>	<b>6</b>	<b>13</b>	<b>105</b>	<b>105</b>	<b>15</b>	<b>6</b>	<b>22</b>

### GROVER, Taylor Wayne

RHP

**HT:** 6-3; **WT:** 210; **BATS:** Right; **THROWS:** Right; **BORN:** 4/22/1991 in Augusta, SC; **RESIDES:** North Augusta, SC; **SIGNED BY:** Pat Portugal; **ACQUIRED:** Red Sox 10th pick (10th round, 293rd overall) in the 2013 June Draft.

**2015:** Spent entire season with High-A Salem...Recorded a 2.52 ERA (20 ER/71.1 IP) and .193 opponent AVG (48-for-249) in 33 relief appearances...Also made 1 start (3.1 IP, 6 H, 10 ER)...Had the lowest opponent AVG among Carolina League relievers and allowed the 2nd-fewest base runners per 9.0 IP (10.60)...Led club relievers in innings (74.2) and ranked 2nd in appearances (34)...For the 3rd consecutive season, posted a WHIP below 1.20 (1.19) and an opponent AVG below .220 (.205)...Held left-handed batters to a .182 AVG and .248 SLG (22-for-121, 0 HR)...Held opponents to a .114 AVG (4-for-35) and 0 XBH with RISP and 2 outs...Made his lone start on 5/17 at Winston-Salem, giving up 3 of his 6 HR on the season...Did not allow a hit in his next 7.0 IP, recording a season-high 7 SO in 4.1 IP on 5/21 vs. Lynchburg...Earned the save in consecutive hitless appearances on 6/7 vs. Potomac (3.0 IP) and 6/12 vs. Wilmington (2.0 IP)...Allowed 0 ER in his final 11 appearances beginning 7/26 (16.0 IP), holding opponents to a .096 AVG (5-for-52) in that span...Did not allow a hit in his final 6 appearances beginning 8/15 (8.0 IP)...Threw a perfect 9th inning in each of his final 2 outings...**2014:** Made 25 appearances between Single-A Greenville (20 G) and Salem (5 G), all in relief, combining to go 1-6 with 2 saves and a 4.03 ERA (26 ER/58.0 IP)...Began the season with Greenville...Earned 1st career win as a professional on 7/11 vs. Augusta, tossing 5.0 hitless, shutout innings of relief...Promoted to Salem on 8/7...Did not allow a run in 4 of his 5 appearances...Made 1 postseason appearance for Salem, working 1.0 scoreless inning...**2013:** Made pro debut with Short-A Lowell...Had 7 consecutive scoreless outings (11.2 IP) from 7/31-9/1...**PERSONAL:** Recorded a team-high 11 saves while posting a 0.92 ERA (3 ER/29.1 IP) as a junior for the University of South Carolina Aiken in 2013.

YEAR	CLUB	W-L	ERA	G	GS	CG	SHO	SV	IP	H	R	ER	HR	HB	BB	SO	WP	BK
2013	Lowell	0-3	2.63	15	0	0	0	1	24.0	20	7	7	1	2	5	18	1	0
2014	Greenville	1-5	4.73	20	0	0	0	1	45.2	39	26	24	7	2	13	43	7	0
	Salem	0-1	1.46	5	0	0	0	1	12.1	7	2	2	0	0	6	19	2	1
2015	Salem	2-2	3.62	34	1	0	0	4	74.2	54	36	30	6	5	35	61	6	0
<b>Minor League Totals</b>		<b>3-11</b>	<b>3.62</b>	<b>74</b>	<b>1</b>	<b>0</b>	<b>0</b>	<b>7</b>	<b>156.2</b>	<b>120</b>	<b>71</b>	<b>63</b>	<b>14</b>	<b>9</b>	<b>59</b>	<b>141</b>	<b>16</b>	<b>1</b>

### GUNSOLUS, Mitchell Johnson

INF

**HT:** 6-0; **WT:** 200; **BATS:** Left; **THROWS:** Right; **BORN:** 1/23/1993 in Seattle, WA; **RESIDES:** Kenmore, WA; **SIGNED BY:** Chris Pritchett; **ACQUIRED:** Red Sox 9th pick (10th round, 291st overall) in the 2015 June Draft.

**2015:** Spent entire season with Short-A Lowell in his professional debut...Earned the Spinners' inaugural Community MVP award...Made 31 starts at 3B and also played 2B (2 G, 1 GS) and 1B (1 G)...Posted a .951 fielding percentage at 3B (4 E/81 TC)...Hit .341 with a .460 OBP with RISP (14-for-41, 8 BB)...Hit his lone HR of the season on 7/2 vs. Connecticut, driving in the Spinners' only runs with a 2-out, 2-run shot in the 9th inning of an 11-2 loss...Reached base in 12 consecutive games from 7/1-17 (13-for-43, 10 RBI, 8 BB)...**PERSONAL:** Played baseball for 4 seasons at Gonzaga University...As a senior in 2015, set career highs with a .353/.449/.556 line, 46 runs, 73 hits, 15 2B, 7 HR, and 34 RBI...Named to All-WCC First Team, ranking 3rd in the conference in AVG and OBP and 4th in SLG...Also earned a 3rd consecutive WCC All-Academic honor...Played baseball and football at Inglemoor HS (WA)...His cousin, Greg Peavey, has pitched in the Mets (2011-14) and Twins (2015) organizations, reaching as high as Triple-A.

YEAR	CLUB	AVG	G	AB	R	H	2B	3B	HR	RBI	SH	SF	HP	BB	SO	SB	CS	E
2015	Lowell	.225	49	160	18	36	6	0	1	21	1	0	2	20	46	3	1	4

Player  
Development

## Minor League Players, Continued

### GUZMAN, Franklin

OF

**HT:** 5-11; **WT:** 230; **BATS:** Right; **THROWS:** Right; **BORN:** 2/4/1992 in Bayaguana, DR; **RESIDES:** Boca Chica, DR; **SIGNED BY:** Victor Rodriguez, Jr.; **ACQUIRED:** Signed as an international free agent, 9/22/2012.

**2015:** Limited to 49 games with High-A Salem due to 3 DL stints (4/9-22, 6/11-7/11, 7/22-28)...Still led the club in HR (8), averaging a homer every 18.9 AB...Hit a 1st-inning grand slam on 6/9 at Lynchburg...Hit .366 (15-for-41) with 4 HR in his final 10 games beginning 8/27...Recorded his 1st career 2-HR game on 9/1 at Lynchburg...Recorded 3 assists in 42 starts in RF...Also made 1 appearance in LF...**2014:** Combined with Short-A Lowell and Single-A Greenville to hit .241 (47-for-195) in 54 games...Played his first 15 games with the Spinners before being transferred to Greenville on 7/10...Went 4-for-4 with a HR on 7/29 at Hagerstown...**2013:** Appeared in a team-high 64 games for the DSL Red Sox in his pro debut...Ranked among club leaders in hits (1st, 61), RBI (2nd, 31), total bases (2nd, 85), and SB (3rd, 11).

YEAR	CLUB	AVG	G	AB	R	H	2B	3B	HR	RBI	SH	SF	HP	BB	SO	SB	CS	E
2013	DSL Red Sox	.254	64	240	34	61	8	5	2	31	0	3	4	22	44	11	5	3
2014	Lowell	.241	15	54	7	13	3	0	2	6	0	1	1	2	15	3	2	1
	Greenville	.241	39	141	23	34	11	0	3	11	4	1	0	10	40	6	0	6
2015	Salem	.232	49	151	16	35	5	0	8	21	1	3	0	11	44	6	3	2
<b>Minor League Totals</b>		<b>.244</b>	<b>167</b>	<b>586</b>	<b>80</b>	<b>143</b>	<b>27</b>	<b>5</b>	<b>15</b>	<b>69</b>	<b>5</b>	<b>8</b>	<b>5</b>	<b>45</b>	<b>143</b>	<b>26</b>	<b>10</b>	<b>12</b>

### HALEY, Justin

RHP

**HT:** 6-5; **WT:** 235; **BATS:** Right; **THROWS:** Right; **BORN:** 6/16/1991 in Orangevale, CA; **RESIDES:** Orangevale, CA; **SIGNED BY:** Demond Smith; **ACQUIRED:** Red Sox 8th pick (6th round, 211th overall) in the 2012 June Draft.

**2015:** Spent entire season with Double-A Portland...Led Red Sox minor league pitchers in losses (16) and starts (tied, 27)...Paced the Sea Dogs in strikeouts (95) and starts (tied) and ranked 2nd in innings (124.0)...Led the Eastern League in losses and wild pitches (15)...Recorded 12 starts of at least 5.0 IP and 2 ER or fewer...Made 4 scoreless starts of 6.0+ IP...Removed from his start on 5/2 at Reading and placed on the DL from 5/3-11...Reinstated on 5/12 and posted a 3.45 ERA (18 ER/47.0 IP) over his next 9 starts...Posted back-to-back scoreless starts of 6.0 IP on 6/19 at Reading and 6/24 at New Hampshire...Allowed no runs and only 1 hit in a season-high 7.0 innings on 8/13 vs. Erie, striking out 6 and walking none in earning the victory...Following the season, went 2-1 with a 0.64 ERA (1 ER/14.0 IP) and .196 opponent AVG (10-for-51) in 4 starts for Arizona Fall League champion Scottsdale...Ranked 2nd in the AFL in ERA and 3rd in WHIP (0.86)...Among league starters, allowed the fewest base runners per 9.0 IP (7.71) and the 2nd-fewest unintentional BB/9.0 IP (1.29), also recording the 4th-lowest opponent AVG...**2014:** Combined with High-A Salem and Portland to go 10-6 with 1 save, a 2.35 ERA (34 ER/130.1 IP), and a .227 opponent AVG (107-for-471)...Named a Carolina League mid-season All-Star...Earned a Pitcher of the Week honor in both the CL and the EL...Made 6 scoreless starts of at least 6.0 IP...Allowed 3 ER or fewer in 16 of his 17 starts...With Salem, tied for the team lead in wins (7)...Recorded 17.1 consecutive scoreless innings from 4/11-5/6...Earned his 1st career complete game and shutout on 5/16 at Carolina (7.0 IP, 3 H, BB, HBP, 9 SO)...Named CL Pitcher of the Week on 6/9 after throwing 6.0 shutout innings on 6/5 vs. Frederick (4 H, BB, 7 SO)...Transferred to Portland on 7/29 and recorded at least 6.0 IP in each of his 6 starts...Made 3 scoreless starts with the Sea Dogs and allowed 1 ER in 2 others...Won each of his last 3 starts...In his final 2 starts on 8/25 and 8/30, allowed 0 R and combined to hold opponents to a .170 AVG (8-for-47, 2 BB, 14 SO)...Named EL Pitcher of the Week on 9/2...With Portland, held opponents to a .145 AVG (9-for-62) with runners on base and a .033 mark with RISP (1-for-30)...Pitched 6.0 shutout innings and earned the win in Game 2 of the EL semifinals vs. Binghamton (5 H, BB, 8 SO)...**2013:** Posted the 8th-lowest ERA (3.68) among qualifying Red Sox minor league pitchers with Single-A Greenville...Ranked among South Atlantic League leaders in opponent AVG (5th, .219) and SO/9.0 IP (3rd, 8.8)...Led the Drive in innings (124.2) and wins (tied, 7), while finishing 2nd on the club in SO (124)...**2012:** Made pro debut with Short-A Lowell, tying for 2nd on the club with 12 starts...Held opponents to 1 ER or fewer in 12 of 13 appearances...Posted a 0.89 ERA (2 ER/20.1 IP) over his first 8 starts from 7/2-8/6...**PERSONAL:** Went 8-4 with a 3.08 ERA (43 ER/125.2 IP) and 122 SO in 31 appearances (17 GS) over 2 seasons at Fresno State (2011-12)...Earned 2nd-Team All-WAC honors in 2012.

YEAR	CLUB	W-L	ERA	G	GS	CG	SHO	SV	IP	H	R	ER	HR	BB	SO	WP	BK	
2012	Lowell	0-1	1.89	13	12	0	0	0	33.1	23	11	7	1	2	16	33	2	0
2013	Greenville	7-11	3.68	26	24	0	0	0	124.2	97	64	51	10	0	74	124	10	2
2014	Salem	7-4	2.82	19	11	1	1	1	92.2	77	34	29	4	6	23	74	6	0
	Portland	3-2	1.19	6	6	0	0	0	37.2	30	5	5	2	2	16	33	1	0
2015	Portland	5-16	5.15	27	27	0	0	0	124.0	142	80	71	7	6	50	95	15	1
<b>Minor League Totals</b>		<b>22-34</b>	<b>3.56</b>	<b>91</b>	<b>80</b>	<b>1</b>	<b>1</b>	<b>1</b>	<b>412.1</b>	<b>369</b>	<b>194</b>	<b>163</b>	<b>24</b>	<b>16</b>	<b>179</b>	<b>359</b>	<b>34</b>	<b>3</b>

### HAMILTON, Nicholas Darnell

OF

**HT:** 6-0; **WT:** 175; **BATS:** Right; **THROWS:** Right; **BORN:** 12/4/1997 in Lockport, NY; **RESIDES:** Lockport, NY; **SIGNED BY:** Ray Fagnant; **ACQUIRED:** Red Sox 10th pick (11th round, 321st overall) in the 2015 June Draft.

**2015:** Spent entire season with the GCL Red Sox in his professional debut...Made 10 starts in CF and 5 in LF, recording 2 assists...Was 7-for-7 in SB attempts...**PERSONAL:** Attended Lockport High School (NY)...As a senior in 2015, hit .440 (22-for-50) with 4 HR as a leadoff hitter and CF...Also excelled in football and track.

YEAR	CLUB	AVG	G	AB	R	H	2B	3B	HR	RBI	SH	SF	HP	BB	SO	SB	CS	E
2015	GCL Red Sox	.102	18	49	3	5	1	0	0	2	0	0	2	6	29	7	0	0

## Minor League Players, Continued

### HARRIS, Ryan James

RHP

**HT:** 6-2; **WT:** 215; **BATS:** Right; **THROWS:** Right; **BORN:** 1/25/1993 in Palm Beach Gardens, FL; **RESIDES:** Jupiter, FL; **SIGNED BY:** Tom Kotchman; **ACQUIRED:** Red Sox 27th pick (26th round, 794th overall) in the 2014 June Draft.

**2015:** Spent entire season with Single-A Greenville, ranking 2nd on the club in saves (4) and games finished (tied, 24)... Also led the Drive with a 1.17 WHIP (min. 25.0 IP) and ranked 3rd with a 2.72 ERA (min. 40.0 IP)...Held opponents to a .222 AVG (40-for-180), including .080 (2-for-25) with RISP and 2 outs...19 of his 30 appearances were scoreless...Allowed no hits or walks in 9 of his outings...Had 3 saves and a 1.17 ERA in May and June (13 G, 23.0 IP, 14 H, 3 ER, 23 SO)...Was 3-0 with a 1.13 ERA in his final 6 appearances beginning 8/15 (8.0 IP, 4 H, R, BB, 5 SO)...Did not walk a batter in his last 5 games (6.0 IP)...**2014:** Made 4 relief appearances for Short-A Lowell in his pro debut...**PERSONAL:** Played baseball for 3 seasons (2012-14) at the University of Florida, where he went 10-6 with 5 saves and a 3.09 ERA in 80 appearances... Graduated in 2011 from Jupiter (FL) High School...Selected by the New York Yankees in the 37th round of the 2011 June Draft, but did not sign.

YEAR	CLUB	W-L	ERA	G	GS	CG	SHO	SV	IP	H	R	ER	HR	HB	BB	SO	WP	BK
2014	Lowell	0-0	7.71	4	0	0	0	0	4.2	4	4	4	0	2	3	3	1	0
2015	Greenville	4-4	2.72	30	0	0	0	4	49.2	40	18	15	3	2	18	38	2	0
<b>Minor League Totals</b>		<b>4-4</b>	<b>3.15</b>	<b>34</b>	<b>0</b>	<b>0</b>	<b>0</b>	<b>4</b>	<b>54.1</b>	<b>44</b>	<b>22</b>	<b>19</b>	<b>3</b>	<b>4</b>	<b>21</b>	<b>41</b>	<b>3</b>	<b>0</b>

### HERNANDEZ, Darwinzon David

LHP

**HT:** 6-2; **WT:** 180; **BATS:** Left; **THROWS:** Left; **BORN:** 12/17/1996 in Ciudad Bolivar, VZ; **RESIDES:** Ciudad Bolivar, VZ; **SIGNED BY:** Rolando Pino and Ramon Mora; **ACQUIRED:** Signed as an international free agent, 8/26/2013.

**2015:** Led the Dominican Summer League in ERA (1.10, 8 ER/65.1 IP)...Also ranked among club leaders in SO (T-1st, 66), wins (T-2nd, 6), starts (3rd, 13), and innings pitched (3rd)...Did not surrender a HR for the 2nd consecutive season...Allowed 0 ER in 11 of his outings, and 2 ER or fewer in each of them...Made 3 scoreless starts of 6.0 IP...Did not give up an ER in his final 7 starts beginning 7/17 (34.2 IP, 41 SO)...Held righties to a .199 AVG (41-for-206)...Did not allow a run in his 3 relief appearances (8.1 IP)...**2014:** Made 14 appearances (1 start) with the DSL Red Sox in his professional debut...Did not allow a hit to a LHB (0-for-10, 3 BB)...Posted a 1.20 ERA (2 ER/15.0 IP) in his final 6 appearances (1 start) beginning 7/7.

YEAR	CLUB	W-L	ERA	G	GS	CG	SHO	SV	IP	H	R	ER	HR	HB	BB	SO	WP	BK
2014	DSL Red Sox	1-1	2.89	14	1	0	0	0	28.0	24	12	9	0	4	19	15	8	1
2015	DSL Red Sox 2	6-1	1.10	16	13	0	0	0	65.1	55	17	8	0	5	30	66	5	2
<b>Minor League Totals</b>		<b>7-2</b>	<b>1.64</b>	<b>30</b>	<b>14</b>	<b>0</b>	<b>0</b>	<b>0</b>	<b>93.1</b>	<b>79</b>	<b>29</b>	<b>17</b>	<b>0</b>	<b>9</b>	<b>49</b>	<b>81</b>	<b>13</b>	<b>3</b>

### HERNANDEZ, Juan Enrique

OF

**HT:** 5-10; **WT:** 155; **BATS:** Left; **THROWS:** Right; **BORN:** 4/9/1996 in Valencia, VZ; **RESIDES:** Valencia, VZ; **SIGNED BY:** Angel Escobar and Eddie Romero; **ACQUIRED:** Signed as an international free agent, 12/10/2012.

**2015:** Led the DSL Red Sox 2 in AVG (.326, 75-for-230) and ranked among club leaders in OBP (2nd, .415), runs (3rd, 43), hits (3rd, 75), BB (2nd, 32), and SB (2nd, 22)...Recorded 13 OF assists and posted a .991 fielding pct. (1 E/110 TC), making 32 starts in RF, 12 in LF, and 10 in CF...Hit .356 (16-for-45) vs. LHP and .319 (59-for-185) vs. RHP...Batted above .310 in June (.338), July (.326), and August (.314)...Hit .359 (23-for-64) with RISP...**2014:** Ranked 3rd on the DSL Red Sox in AVG (.300, 42-for-140) and 4th in OBP (.393)...Drew 20 BB against only 19 SO...Hit .419 (18-for-43) with RISP...**2013:** Made professional debut with the DSL Red Sox...Recorded 8 OF assists, playing primarily LF (25 games, 23 starts).

YEAR	CLUB	AVG	G	AB	R	H	2B	3B	HR	RBI	SH	SF	HP	BB	SO	SB	CS	E
2013	DSL Red Sox	.247	32	97	8	24	1	0	0	4	1	0	1	9	11	8	2	2
2014	DSL Red Sox	.300	42	140	23	42	2	1	0	15	3	1	2	20	19	10	5	3
2015	DSL Red Sox 2	.326	62	230	43	75	9	0	0	14	1	0	3	32	43	22	8	1
<b>Minor League Totals</b>		<b>.302</b>	<b>136</b>	<b>467</b>	<b>74</b>	<b>141</b>	<b>12</b>	<b>1</b>	<b>0</b>	<b>33</b>	<b>5</b>	<b>1</b>	<b>6</b>	<b>61</b>	<b>73</b>	<b>40</b>	<b>15</b>	<b>6</b>

### HILL, Tyler Phillip

OF

**HT:** 6-0; **WT:** 215; **BATS:** Right; **THROWS:** Right; **BORN:** 3/4/1996 in Wilmington, DE; **RESIDES:** Wilmington, DE; **SIGNED BY:** Chris Calciano; **ACQUIRED:** Red Sox 20th pick (19th round, 584th overall) in the 2014 June Draft.

**2015:** Hit .265 (39-for-147) with a .349 OBP between the GCL Red Sox (39 G) and Short-A Lowell (4 G)...Hit .356 with a .463 OBP (16-for-45, 8 BB) with RISP for the GCL Sox and led the team in steals (11)...Made 37 starts in RF and 2 in LF...Went 10-for-28 (.357) in June...Was hitless in his first 23 AB in July, but hit .338 (23-for-68) in 22 games from 7/17-8/22...Was 3-for-3 with 3 RBI on 8/18 vs. the GCL Rays...Transferred to Lowell on 9/3 and recorded a hit in each of his 4 games with the Spinners...**2014:** Played in 4 games for the GCL Red Sox in his pro debut...**PERSONAL:** Graduated in 2014 from Delaware Military Academy, where he hit .432 and earned All-State 1st Team honors as a senior...Had committed to Wilmington University.

YEAR	CLUB	AVG	G	AB	R	H	2B	3B	HR	RBI	SH	SF	HP	BB	SO	SB	CS	E
2014	GCL Red Sox	.000	4	7	1	0	0	0	0	0	0	0	1	1	2	0	1	0
2015	GCL Red Sox	.250	39	132	16	33	4	0	0	16	0	0	3	16	22	11	2	1
	Lowell	.400	4	15	4	6	1	0	0	0	0	0	0	0	2	2	0	0
<b>Minor League Totals</b>		<b>.253</b>	<b>47</b>	<b>154</b>	<b>21</b>	<b>39</b>	<b>5</b>	<b>0</b>	<b>0</b>	<b>16</b>	<b>0</b>	<b>0</b>	<b>4</b>	<b>17</b>	<b>26</b>	<b>13</b>	<b>3</b>	<b>1</b>

Player  
Development

## Minor League Players, Continued

### HUDSON, Bryan Nicholas

**OF**

**HT:** 6-1; **WT:** 195; **BATS:** Left; **THROWS:** Right; **BORN:** 2/10/1995 in Atlanta, GA; **RESIDES:** Dacula, GA; **SIGNED BY:** Brian Moehler; **ACQUIRED:** Red Sox 15th pick (15th round, 443rd overall) in the 2013 June Draft.

**2015:** Hit .304 (59-for-194) with a .403 OBP between Single-A Greenville (49 G) and Short-A Lowell (6 G)...Hit .344 (21-for-61) vs. LHP...Stole 21 bases in 26 attempts (81%)...Made 34 starts in LF, 15 in CF, and 4 in RF...Began the season with Lowell...Recorded at least 1 hit and scored at least 1 run in each of his 6 games with the Spinners...Transferred to Greenville on 6/26 and spent the remainder of the season with the Drive...Led Greenville with a .399 OBP (min. 75 AB), reaching base in 43 of 48 games with an AB...Went 3-for-5 with 3 SB on 6/28 vs. Charleston...Hit .356 (16-for-45) during an 11-game hitting streak from 7/2-15...Reached base in all 5 PA on 8/29 at Rome (3-for-3, 2 BB, 2 RBI, R)...**2014:** Spent entire season with Short-A Lowell, tying for the team lead in BB (25)...Made 38 starts in LF, 11 in CF, and 1 in RF...**2013:** In pro debut with the GCL Red Sox, posted the 3rd-highest AVG among Red Sox minor leaguers (.304) and ranked 3rd in the GCL with a team-high .406 OBP...Paced the GCL Sox in AVG and BB (23)...Did not commit an error in 80 chances between LF and CF...*Baseball America* named him the fastest base runner in the Red Sox' farm system...**PERSONAL:** Attended Mill Creek (GA) High School.

YEAR	CLUB	AVG	G	AB	R	H	2B	3B	HR	RBI	SH	SF	HP	BB	SO	SB	CS	E
2013	GCL Red Sox	.304	43	135	18	41	6	0	0	15	2	1	1	23	39	6	1	0
2014	Lowell	.237	52	194	27	46	5	3	0	11	1	0	1	25	43	8	5	1
2015	Lowell	.385	6	26	9	10	0	1	0	5	0	0	0	2	6	3	0	0
	Greenville	.292	49	168	29	49	7	0	0	11	1	0	1	29	30	18	5	4
<b>Minor League Totals</b>		<b>.279</b>	<b>150</b>	<b>523</b>	<b>83</b>	<b>146</b>	<b>18</b>	<b>4</b>	<b>0</b>	<b>42</b>	<b>4</b>	<b>1</b>	<b>3</b>	<b>79</b>	<b>118</b>	<b>35</b>	<b>11</b>	<b>5</b>

### INGLIS, Bradley Thomas (Brad)

**RHP**

**HT:** 6-4; **WT:** 206; **BATS:** Right; **THROWS:** Right; **BORN:** 1/6/1998 in Canberra, Australia; **RESIDES:** Canberra, Australia; **SIGNED BY:** Jon Deeble and Eddie Romero; **ACQUIRED:** Signed as an international free agent, 1/26/2016.

**PERSONAL:** Is scheduled to make his professional debut in 2016...Helped Australia go undefeated at the 2015 18U Oceania Championship, earning the win over New Zealand on 1/25/15 after allowing only 1 hit in 5.0 IP (ER, 7 SO)...Invited to participate in the MLB Australian Academy in 2014.

### JIMENEZ, Dedgar Alfonzo

**LHP**

**HT:** 6-3; **WT:** 275; **BATS:** Left; **THROWS:** Left; **BORN:** 3/6/1996 in Araure, VZ; **RESIDES:** Acarigua, VZ; **SIGNED BY:** Angel Escobar; **ACQUIRED:** Signed as an international free agent, 7/28/2012.

**2015:** Spent entire season with Single-A Greenville...Allowed the 2nd-fewest unintentional BB/9.0 IP among South Atlantic League starters (1.50) and allowed the most hits in the league (160)...Led the Drive in wins (tied, 9) and losses (9) and ranked 2nd in starts (tied, 23) and innings (126.0)...Threw the staff's only complete game...Had 9 quality starts...Allowed 0 HR in 19 of his 23 starts...Went 5-4 with a 3.11 ERA (22 ER/63.2 IP) in his first 12 starts through 7/4...Threw 6.0 scoreless innings on 6/20 at Lakewood...Tossed a 7.0-inning CG on 6/29 vs. Charleston, allowing only 1 ER...**2014:** Named Red Sox Latin Program Pitcher of the Year for the 2nd straight season...Led the GCL Red Sox in starts (10), IP (49.1), and SO (37)...Ranked 7th in the league in ERA (3.28)...Held lefties to a .135 AVG (5-for-37, 0 XBH)...Allowed 0 ER in 5.0 IP in 3 of his starts...Earned the win in Game 1 of the GCL finals (5.0 IP, 2 H, R, 0 ER)...**2013:** Named the Red Sox Latin Program Pitcher of the Year...Ranked among DSL leaders in ERA (7th) and WHIP (4th, 0.90)...Held opponents to 1 ER or fewer in 11 of his 13 starts...Led the team in starts (tied, 13) and SO (55).

YEAR	CLUB	W-L	ERA	G	GS	CG	SHO	SV	IP	H	R	ER	HR	HB	BB	SO	WP	BK
2013	DSL Red Sox	4-3	1.50	13	13	0	0	0	60.0	45	18	10	1	1	9	55	6	0
2014	GCL Red Sox	5-2	3.28	11	10	0	0	0	49.1	54	26	18	3	1	8	37	3	0
2015	Greenville	9-9	4.43	23	23	1	0	0	126.0	160	77	62	6	5	21	66	4	1
<b>Minor League Totals</b>		<b>18-14</b>	<b>3.44</b>	<b>47</b>	<b>46</b>	<b>1</b>	<b>0</b>	<b>0</b>	<b>235.1</b>	<b>259</b>	<b>121</b>	<b>90</b>	<b>10</b>	<b>7</b>	<b>38</b>	<b>158</b>	<b>13</b>	<b>1</b>

### KELLEHER, Kevin Michael

**RHP**

**HT:** 6-3; **WT:** 240; **BATS:** Right; **THROWS:** Right; **BORN:** 1/24/1993 in Nyack, NY; **RESIDES:** Miramar Beach, FL; **SIGNED BY:** Jon Adkins; **ACQUIRED:** Red Sox 11th pick (12th round, 351st overall) in the 2015 June Draft.

**2015:** Made 1 start and 1 relief appearance with the GCL Red Sox in his pro debut...**PERSONAL:** Played baseball at the University of New Orleans (2015), Weatherford College in TX (2014), and St. Petersburg College in FL (2013)...Led New Orleans with 71 SO in 54.1 IP, beginning as the team's closer before becoming a starter...Graduated from Niceville (FL) High School.

YEAR	CLUB	W-L	ERA	G	GS	CG	SHO	SV	IP	H	R	ER	HR	HB	BB	SO	WP	BK
2015	GCL Red Sox	0-1	108.00	2	1	0	0	0	0.1	0	4	4	0	0	7	0	0	0

### KELLEY, Trevor Michael

**RHP**

**HT:** 6-2; **WT:** 215; **BATS:** Right; **THROWS:** Right; **BORN:** 10/20/1993 in Providence, RI; **RESIDES:** Wilmington, NC; **SIGNED BY:** Todd Gold; **ACQUIRED:** Red Sox 35th pick (36th round, 1,071st overall) in the 2015 June Draft.

**2015:** Made professional debut, combining with the GCL Red Sox and Short-A Lowell to go 1-3 with 4 saves and a 3.60 ERA (10 ER/25.0 IP) in 18 appearances, all in relief...Averaged 10.1 SO/9.0 IP...Held LHB to a .147 AVG (5-for-34)...Began the season in the GCL and converted each of his 3 save chances with the Sox...5 of his 6 GCL outings were scoreless...Transferred to Lowell on 7/18...Did not give up a run in his first 6 appearances with the Spinners (8.0 IP, 4 H, 4 BB, 10 SO)...**PERSONAL:** Played baseball for 4 seasons at the University of North Carolina...Appeared in 41 of the team's 58 games as a senior in 2015, going 5-3 with a 2.55 ERA and 71 SO in 77.2 IP...Graduated from Ashley HS (NC).

## Minor League Players, Continued

YEAR	CLUB	W-L	ERA	G	GS	CG	SHO	SV	IP	H	R	ER	HR	HB	BB	SO	WP	BK
2015	GCL Red Sox	0-0	1.29	6	0	0	0	3	7.0	5	1	1	0	0	2	8	0	0
	Lowell	1-3	4.50	12	0	0	0	1	18.0	20	9	9	1	3	8	20	3	0
<b>Minor League Totals</b>		<b>1-3</b>	<b>3.60</b>	<b>18</b>	<b>0</b>	<b>0</b>	<b>0</b>	<b>4</b>	<b>25.0</b>	<b>25</b>	<b>10</b>	<b>10</b>	<b>1</b>	<b>3</b>	<b>10</b>	<b>28</b>	<b>3</b>	<b>0</b>

### KEMP, Trenton Jarrett (Trent)

**OF**

**HT:** 6-2; **WT:** 200; **BATS:** Right; **THROWS:** Right; **BORN:** 9/30/1995 in Clovis, CA; **RESIDES:** Clovis, CA; **SIGNED BY:** Demond Smith; **ACQUIRED:** Red Sox 16th pick (15th round, 464th overall) in the 2014 June Draft.

**2015:** Hit .203 (31-for-153) with a .328 OBP between the GCL Red Sox and Short-A Lowell...Led the GCL Sox in 3B (4) and BB (tied, 24) and ranked among leaders in runs (T-3rd, 20), 2B (3rd, 6), and steals (T-2nd, 8)...Made 27 starts in LF, 10 in CF, and 7 in RF...Hit by a pitch 4 times on 7/3 at the GCL Twins...Transferred to Lowell on 8/26...In his final game of the season (9/7 vs. Vermont), hit a 3-run HR in the 9th inning of a 9-7 loss...**2014:** Played in 38 games with the GCL Red Sox in his pro debut...Made 17 starts in LF, 17 in CF, and 1 in RF...Hit 1st career HR on 7/28 at the GCL Orioles, a go-ahead grand slam in the 4th inning...Hit .471 (8-for-17, 4 R, HR, 3 RBI) in 4 postseason games for the GCL champion Red Sox...**PERSONAL:** Graduated in 2014 from Buchanan (CA) High School, where he was a 2-time All-State 1st Team selection...Was also a wide receiver on Buchanan's football team.

YEAR	CLUB	AVG	G	AB	R	H	2B	3B	HR	RBI	SH	SF	HP	BB	SO	SB	CS	E
2014	GCL Red Sox	.225	38	120	21	27	8	0	3	20	0	0	3	12	36	3	2	1
2015	GCL Red Sox	.234	40	124	20	29	6	4	0	14	1	1	4	24	33	8	3	1
	Lowell	.069	10	29	3	2	1	0	1	4	0	0	0	1	8	0	0	0
<b>Minor League Totals</b>		<b>.212</b>	<b>88</b>	<b>273</b>	<b>44</b>	<b>58</b>	<b>15</b>	<b>4</b>	<b>4</b>	<b>38</b>	<b>1</b>	<b>1</b>	<b>7</b>	<b>37</b>	<b>77</b>	<b>11</b>	<b>5</b>	<b>2</b>

### KENT, Matthew Allen (Matt)

**LHP**

**HT:** 6-0; **WT:** 185; **BATS:** Left; **THROWS:** Left; **BORN:** 9/13/1992 in Waco, TX; **RESIDES:** Hewitt, TX; **SIGNED BY:** Jon Adkins; **ACQUIRED:** Red Sox 12th pick (13th round, 381st overall) in the 2015 June Draft.

**2015:** Made professional debut and spent entire season with Short-A Lowell...Ranked T-2nd in the New York-Penn League in wins (7) despite making only 14 appearances, all in relief...Also ranked 5th among league relievers in fewest unintentional BB/9.0 IP (1.49)...Held opponents to a .208 AVG with RISP (11-for-53)...Held LHB to a .183 AVG, .203 OBP, and .268 SLG (13-for-71)...Pitched at least 3.0 innings in 13 of his 14 outings...8 of his appearances were scoreless...Led the Spinners (min. 2.0 IP) in wins, ERA, and WHIP (1.12)...Won each of his first 6 decisions...Earned a decision in each of his final 7 appearances (5-1-1)...**PERSONAL:** Played baseball for 3 seasons at Texas A&M University...Went 9-1 with a 2.76 ERA as a junior in 2015...In 4 postseason starts in the SEC Tournament and NCAA Championship, went 3-0 with a 0.59 ERA (30.2 IP, 2 R, 21 H)...Threw A&M's only complete game of the season in the SEC Tournament...Graduated from Midway HS (TX), where he hit .421 and went 10-1 with a 0.63 ERA and 3 no-hitters as a senior in 2011.

YEAR	CLUB	W-L	ERA	G	GS	CG	SHO	SV	IP	H	R	ER	HR	HB	BB	SO	WP	BK
2015	Lowell	7-1	1.86	14	0	0	0	1	48.1	44	13	10	1	3	10	35	4	0

### KOPECH, Michael Talbert

**RHP**

**HT:** 6-3; **WT:** 215; **BATS:** Right; **THROWS:** Right; **BORN:** 4/30/1996 in Longview, TX; **RESIDES:** Daingerfield, TX; **SIGNED BY:** Tim Collinsworth; **ACQUIRED:** Red Sox 2nd pick (1st round, 33rd overall) in the 2014 June Draft.

**2015:** Spent entire season with Single-A Greenville...Named a South Atlantic League mid-season All-Star...Following the season, ranked by *Baseball America* as the 5th-best prospect in the Red Sox organization and the 10th-best prospect in the SAL...Also rated by *Baseball America* as having the best fastball in the SAL, as well as the best fastball and slider in the Sox organization...Averaged 9.7 SO/9.0 IP...Allowed 3 ER or fewer in each of his 16 outings, including 1 ER or fewer in 11 of them...Named SAL Pitcher of the Week on 4/27 after allowing only 2 hits and no runs in consecutive starts on 4/20 and 4/25 (1-0, 10.0 IP, 0 BB, 7 SO, 4-for-32)...Posted a 2.14 ERA (11 ER/46.1 IP) in his final 11 appearances beginning 5/17...**2014:** Made 8 starts with the GCL Red Sox in his pro debut...Recorded a .216 opponent AVG (11-for-51), including .118 (2-for-17) vs. lefties...Averaged 10.5 SO/9.0 IP...Following the season, rated by *Baseball America* as having the best slider in the Sox farm system...Also ranked as the 14th-best prospect in the organization...**PERSONAL:** Graduated in 2014 from Mount Pleasant (TX) High School...Went 3-0 with a 0.44 ERA in 11 appearances as a senior (64.0 IP, 129 SO)...Was a 2-time Perfect Game All-American...Had committed to play baseball at the University of Arizona.

YEAR	CLUB	W-L	ERA	G	GS	CG	SHO	SV	IP	H	R	ER	HR	HB	BB	SO	WP	BK
2014	GCL Red Sox	0-1	4.61	8	8	0	0	0	13.2	11	7	7	0	0	9	16	0	0
2015	Greenville	4-5	2.63	16	15	0	0	0	65.0	53	25	19	2	8	27	70	2	0
<b>Minor League Totals</b>		<b>4-6</b>	<b>2.97</b>	<b>24</b>	<b>23</b>	<b>0</b>	<b>0</b>	<b>0</b>	<b>78.2</b>	<b>64</b>	<b>32</b>	<b>26</b>	<b>2</b>	<b>8</b>	<b>36</b>	<b>86</b>	<b>2</b>	<b>0</b>

### LAKINS, Travis Clay

**RHP**

**HT:** 6-1; **WT:** 185; **BATS:** Right; **THROWS:** Right; **BORN:** 6/29/1994 in Middletown, OH; **RESIDES:** Franklin, OH; **SIGNED BY:** John Pyle; **ACQUIRED:** Red Sox 5th pick (6th round, 171st overall) in the 2015 June Draft.

**2015:** Made professional debut in Game 1 of the GCL Finals, allowing no hits and striking out 1 in a scoreless 5th inning in the Sox' 3-2 win over the Blue Jays...Transferred to Short-A Lowell on 9/3 and made his lone appearance with the Spinners on 9/5 vs. Vermont as the starting pitcher (2.0 IP, BB, 3 SO)...Following the season, ranked by *Baseball America* as the No. 16 prospect in the Sox organization...**PERSONAL:** Played baseball for 2 seasons at Ohio State University, going 5-7 with a 3.28 ERA (55 ER/151.0 IP) and 139 SO in 40 appearances (17 starts)...Graduated from Franklin HS (OH), where he was a 3-time all-conference selection in both baseball and basketball.

YEAR	CLUB	W-L	ERA	G	GS	CG	SHO	SV	IP	H	R	ER	HR	HB	BB	SO	WP	BK
2015	Lowell	0-0	0.00	1	1	0	0	0	2.0	0	0	0	0	0	1	3	0	0

Player Development

# Minor League Players, Continued

**LaMARRE, Ryan M. - See Page 145**

**OF**

## LAMEDA, Raiwinson Roberto

**OF**

**HT:** 5-11; **WT:** 195; **BATS:** Left; **THROWS:** Right; **BORN:** 10/7/1995 in San Carlos, VZ; **RESIDES:** San Carlos, VZ; **SIGNED BY:** Eddie Romero and Angel Escobar; **ACQUIRED:** Signed as an international free agent, 7/15/2012.

**2015:** Spent entire season with the GCL Red Sox...Hit safely in each of his 7 starts...Made 3 starts in LF, 2 in RF, and 2 at DH...Also appeared in 1 game in CF and in 4 games as a PH...Had a .528 OBP and 1.063 OPS...**2014:** Tied for the DSL Red Sox lead in steals (13) and ranked 2nd in runs (39), hits (61), and RBI (32)...Made 34 starts in RF, 9 in LF, and 1 in CF...Hit .500 (16-for-32) vs. LHP...Hit safely in 19 of 21 games from 7/18-8/14 (.386 AVG, 34-for-88, 20 R)...**2013:** Played in 56 games with the DSL Sox in his pro debut...Played all 3 OF positions and did not commit an error in 106 chances.

YEAR	CLUB	AVG	G	AB	R	H	2B	3B	HR	RBI	SH	SF	HP	BB	SO	SB	CS	E
2014	DSL Red Sox	.220	56	200	27	44	10	3	0	19	2	2	3	15	35	8	5	0
2013	DSL Red Sox	.307	51	199	39	61	7	4	2	32	2	4	5	14	27	13	6	2
2015	GCL Red Sox	.393	12	28	3	11	2	1	0	5	0	0	0	8	4	0	2	0
<b>Minor League Totals</b>		<b>.272</b>	<b>119</b>	<b>427</b>	<b>69</b>	<b>116</b>	<b>19</b>	<b>8</b>	<b>2</b>	<b>56</b>	<b>4</b>	<b>6</b>	<b>8</b>	<b>37</b>	<b>66</b>	<b>21</b>	<b>13</b>	<b>2</b>

## LANTIGUA, Marcos Amable

**RHP**

**HT:** 6-3; **WT:** 200; **BATS:** Right; **THROWS:** Right; **BORN:** 12/14/1995 in Boston, MA; **RESIDES:** Santo Domingo Centro, DR; **SIGNED BY:** Eddie Romero; **ACQUIRED:** Signed as an international free agent, 5/5/2014.

**2015:** Recorded 2 saves with a 6.67 ERA (20 ER/27.0 IP) and .236 opponent AVG (25-for-106) in 17 appearances, all in relief, between the 2 DSL Red Sox clubs...Posted a 2.60 ERA and .156 opponent AVG in his final 11 outings beginning 6/30 (17.1 IP, 5 ER, 10-for-64)...Allowed 0 ER in his final 5 appearances (8.2 IP, 3 H, 11 SO)...**2014:** Made pro debut with the DSL Red Sox.

YEAR	CLUB	W-L	ERA	G	GS	CG	SHO	SV	IP	H	R	ER	HR	HB	BB	SO	WP	BK
2014	DSL Red Sox	0-0	7.50	8	0	0	0	1	12.0	13	16	10	0	1	13	10	4	0
2015	DSL Red Sox 1	0-0	10.66	9	0	0	0	0	12.2	17	19	15	1	1	6	8	5	0
	DSL Red Sox 2	0-0	3.14	8	0	0	0	2	14.1	8	6	5	1	2	7	16	4	0
<b>Minor League Totals</b>		<b>0-0</b>	<b>6.92</b>	<b>25</b>	<b>0</b>	<b>0</b>	<b>0</b>	<b>3</b>	<b>39.0</b>	<b>38</b>	<b>41</b>	<b>30</b>	<b>2</b>	<b>4</b>	<b>26</b>	<b>34</b>	<b>13</b>	<b>0</b>

## LAU, Adam Forrest

**RHP**

**HT:** 6-2; **WT:** 220; **BATS:** Right; **THROWS:** Right; **BORN:** 7/5/1994 in Norfolk, VA; **RESIDES:** Madison, AL; **SIGNED BY:** Danny Watkins; **ACQUIRED:** Red Sox 36th pick (37th round, 1,101st overall) in the 2015 June Draft.

**2015:** Made professional debut and spent entire season with the GCL Red Sox...Finished 6 games and was 3-for-3 in save opportunities...Held LHB to a .167 AVG (4-for-24)...7 of his final 8 outings were scoreless...Earned the save in Game 2 of the GCL Finals, preserving a 1-0 win that clinched the league title (1.0 IP, H, BB, 2 SO)...**PERSONAL:** Played baseball for 3 seasons at the University of Alabama at Birmingham...Named to the John Olerud Two-Way Player of the Year Watch List, leading UAB in ERA (1.71) and saves (7) with 42 SO in 31.2 IP...Also hit .254 with 4 HR and led the team in SB (12)...Graduated from Sparkman HS (AL), where he played baseball and football.

YEAR	CLUB	W-L	ERA	G	GS	CG	SHO	SV	IP	H	R	ER	HR	HB	BB	SO	WP	BK
2015	GCL Red Sox	0-0	4.09	11	0	0	0	3	11.0	14	5	5	1	0	6	14	3	0

## LECLERC, Anyelo

**RHP**

**HT:** 6-0; **WT:** 195; **BATS:** Right; **THROWS:** Right; **BORN:** 10/9/1991 in Esperanza, DR; **RESIDES:** Valverde, DR; **SIGNED BY:** Willy Espinal (Rangers); **ACQUIRED:** Selected in the Triple-A phase of the Rule 5 Draft, 12/10/2015.

**2015:** Made only 1 appearance with Double-A Frisco before being transferred to High-A High Desert on 6/1...With the Mavericks, held RHB to a .221 AVG (27-for-122)...17 of his outings were scoreless, including 6 of his final 7 beginning 8/21...Finished 10 games...Selected by the Red Sox in the Triple-A phase of the Rule 5 Draft on 12/10...**2014:** Spent entire season with Single-A Hickory, leading the club with a 2.33 ERA (min. 50.0 IP)...As a reliever, went 2-0 with a 0.98 ERA (4 ER/36.2 IP) and was 4-for-4 in save chances...Opponents were 1-for-25 (.040) with RISP and 2 outs...Allowed only 1 run in 13.1 IP in his first 7 appearances through 6/15 before being moved to the starting rotation...Moved back to the bullpen and did not allow a run in his final 8 relief appearances beginning 7/26 (17.1 IP, 20 SO, 3 BB)...**2013:** Spent entire season with the AZL Rangers...Averaged 11.95 SO/9.0 IP...Had a 9.0 SO/BB ratio...Made his lone start in his season debut (4.1 IP, 3 ER), but posted a 1.69 ERA (3 ER/16.0 IP) as a reliever the rest of the season...Did not allow a HR...**2012:** Spent entire season with the AZL Rangers in his U.S. debut...Ranked 5th in the AZL in ERA (2.96) and 4th in WHIP (1.23)...Posted a 1.14 ERA (4 ER/31.2 IP) and recorded 36 SO against 2 BB in his final 7 games (5 starts) beginning 7/28...Following the season, made 6 relief appearances with Ponce of the Puerto Rican Winter League...**2011:** Spent entire season with the DSL Rangers, leading the club in ERA (0.59), strikeouts (51), WHIP (0.99), saves (tied, 4), and appearances (tied, 20)...Named a DSL All-Star...Had the 2nd-lowest opponent AVG among DSL relievers (.148, 17-for-115)...Allowed 1 ER or fewer in each of his outings...Did not allow an ER in his first 11 appearances (22.0 IP)...**2010:** Made professional debut with the DSL Rangers...**PERSONAL:** Is the brother of pitcher Jose Leclerc, who has spent the last 5 seasons (2011-15) in the Rangers minor league system.

YEAR	CLUB	W-L	ERA	G	GS	CG	SHO	SV	IP	H	R	ER	HR	HB	BB	SO	WP	BK
2010	DSL Rangers	0-0	--	1	0	0	0	0	0.0	1	0	0	0	0	0	0	0	0
2011	DSL Rangers	4-1	0.59	20	3	0	0	4	45.2	26	8	3	0	4	19	51	4	0
2012	AZL Rangers	3-1	2.96	14	7	0	0	1	48.2	49	21	16	1	2	11	52	3	2
2013	AZL Rangers	2-0	2.66	9	1	0	0	0	20.1	18	6	6	0	1	3	27	1	0
2014	Hickory	3-4	2.33	24	7	0	0	4	65.2	63	19	17	4	2	24	71	8	2
2015	Frisco	0-1	5.40	1	0	0	0	0	1.2	3	1	1	0	0	1	0	0	0
	High Desert	3-3	5.52	29	0	0	0	3	44.0	50	32	27	6	5	17	42	4	2
<b>Minor League Totals</b>		<b>15-10</b>	<b>2.79</b>	<b>98</b>	<b>18</b>	<b>0</b>	<b>0</b>	<b>12</b>	<b>226.0</b>	<b>210</b>	<b>87</b>	<b>70</b>	<b>11</b>	<b>14</b>	<b>75</b>	<b>243</b>	<b>20</b>	<b>6</b>



## Minor League Players, Continued

**LEON, Sandy David - See Page 151**

**C**

### LIN, Tzu-Wei

**SS**

**HT:** 5-9; **WT:** 170; **BATS:** Left; **THROWS:** Right; **BORN:** 2/15/1994 in Kaohsiung County, Taiwan; **RESIDES:** Kaohsiung County, Taiwan; **SIGNED BY:** Louie Lin, Jon Deeble, and Eddie Romero; **ACQUIRED:** Signed as an international free agent, 6/16/2012.

**2015:** Combined with High-A Salem (73 G) and Double-A Portland (46 G) to hit .251 (114-for-454) in 119 games...Ranked 5th in the Red Sox organization in SB (23)...Posted a .957 fielding percentage in 115 starts at SS (24 E/554 TC)...Also made 3 starts at 2B, the only appearances at the position in his professional career...Hit .312 (34-for-109) in his final 27 games with Salem beginning 6/9...Transferred to Portland on 7/16...Following the season, went 10-for-48 (.208) in 14 games for Arizona Fall League champion Scottsdale...**2014:** Ranked 3rd on Single-A Greenville in games (102), BB (54), and steals (tied, 10) in his full-season debut...**2013:** Spent season with Short-A Lowell, ranking among team leaders in hits (2nd, 52), 2B (3rd, 9), RBI (T-3rd, 20), total bases (2nd, 68), and BB (2nd, 28)...Named Red Sox Minor League Base Runner of the Month for July after hitting 5 2B and 1 3B with 17 runs and 7 SB...**2012:** Made pro debut in 29 games with the GCL Red Sox...Following the season, rated by *Baseball America* as the fastest base runner in the Red Sox system and No. 8 prospect in the GCL...**PERSONAL:** Won tournament MVP honors after hitting .607 in 32 PA over 7 games for Taiwan at the 2010 World Junior Championship.

YEAR	CLUB	AVG	G	AB	R	H	2B	3B	HR	RBI	SH	SF	HP	BB	SO	SB	CS	E
2012	GCL Red Sox	.255	29	110	21	28	5	1	0	16	1	3	0	16	28	4	2	6
2013	Lowell	.226	60	230	34	52	9	2	1	20	1	1	1	28	59	12	4	21
2014	Greenville	.229	102	402	55	92	22	1	1	42	4	7	0	54	74	10	7	24
2015	Salem	.281	73	281	37	79	12	3	2	34	2	2	0	22	32	15	3	13
	Portland	.202	46	173	21	35	5	3	0	14	4	1	0	16	27	8	3	11
<b>Minor League Totals</b>		<b>.239</b>	<b>310</b>	<b>1196</b>	<b>168</b>	<b>286</b>	<b>53</b>	<b>10</b>	<b>4</b>	<b>126</b>	<b>12</b>	<b>14</b>	<b>1</b>	<b>136</b>	<b>220</b>	<b>49</b>	<b>19</b>	<b>75</b>

### LONGHI, Nicholas Edward (Nick)

**1B/OF**

**HT:** 6-2; **WT:** 215; **BATS:** Right; **THROWS:** Left; **BORN:** 8/16/1995 in Springfield, MA; **RESIDES:** Venice Beach, FL; **SIGNED BY:** Willie Romay; **ACQUIRED:** Red Sox 30th pick (30th round, 893rd overall) in the 2013 June Draft.

**2015:** Spent entire season with Single-A Greenville...Ranked 4th in the Red Sox organization in RBI (62) and 5th in AVG (.281)...Following the season, ranked by *Baseball America* as the No. 14 prospect in the Sox organization...Also rated by *BA* as the best defensive 1B in the South Atlantic League...Posted a .990 fielding percentage in 71 games (65 starts) at 1B (6 E/643 TC)...Also recorded 4 assists in 50 appearances (44 starts) in RF...Ranked among Greenville leaders in games (T-2nd, 115), hits (2nd, 124), 2B (3rd, 27), 3B (T-2nd, 3), RBI (3rd, 62), total bases (3rd, 178), and BB (3rd, 34)...Recorded multiple hits 31 times, collecting at least 4 hits in 5 games...Hit safely in each of his first 10 games from 4/9-20 (.390 AVG, 16-for-41)...Reached base in all 5 PA on 5/31 at Lexington (4-for-4, 2 R, HR, 4 RBI, BB)...Went 21-for-50 (.420) during a 14-game on-base streak from 5/31-6/16...Went 5-for-7 with 3 2B on 7/27 at Charleston, a 5-3 Drive victory in 15 innings...**2014:** Led Short-A Lowell in OBP (.388) and OPS (.829) and ranked 2nd in AVG (.330) and 2B (tied, 10)...Started 12 games in LF, 10 in RF, and 2 at 1B...Hit safely in 25 of his 30 games...Hit .389 (21-for-54) during a 14-game hitting streak from 6/25-7/12...**2013:** Appeared in 16 games for the GCL Red Sox in his pro debut...Named the best pure hitter among 2013 Red Sox draft picks in *Baseball America's* Draft Analysis after the year...**PERSONAL:** Attended Venice (FL) High School.

YEAR	CLUB	AVG	G	AB	R	H	2B	3B	HR	RBI	SH	SF	HP	BB	SO	SB	CS	E
2013	GCL Red Sox	.178	16	45	4	8	5	0	1	4	1	0	1	3	12	1	0	1
2014	Lowell	.330	30	109	19	36	10	1	0	10	0	1	0	11	22	0	3	3
2015	Greenville	.281	115	442	52	124	27	3	7	62	3	3	6	34	88	2	0	8
<b>Minor League Totals</b>		<b>.282</b>	<b>161</b>	<b>596</b>	<b>75</b>	<b>168</b>	<b>42</b>	<b>4</b>	<b>8</b>	<b>76</b>	<b>4</b>	<b>4</b>	<b>7</b>	<b>48</b>	<b>122</b>	<b>3</b>	<b>3</b>	<b>12</b>

### LOPEZ, Deiner Antonio

**INF/OF**

**HT:** 6-0; **WT:** 165; **BATS:** Switch; **THROWS:** Right; **BORN:** 5/30/1994 in Santa Barbara, VZ; **RESIDES:** Santa Barbara, VZ; **SIGNED BY:** Ernesto Gomez; **ACQUIRED:** Signed as an international free agent, 9/1/2010.

**2015:** Combined with Single-A Greenville and High-A Salem to hit .275 (73-for-265) in 77 games...Appeared in 2 stints with each club, beginning the season with Greenville and finishing with Salem...Made 27 starts at 3B, 23 at 2B, 10 at SS, and 11 in LF...Hit .303 (27-for-89) vs. LHP...On 5/14 at Charleston, hit a game-winning, 3-run HR in the 7th inning...Transferred to Salem on 5/19 and hit .271 (13-for-48) in 14 games before being sent back to Greenville on 6/25...Went 15-for-40 (.375) in his final 10 games with the Drive from 7/10-8/4...Transferred to Salem on 8/5 and spent the remainder of the season there...Went 14-for-35 (.400) during a 10-game span from 8/8-20...Following the season, made 1 appearance as a PR/3B for Lara of the Venezuelan Winter League (0-for-0, SB, R)...**2014:** Led Short-A Lowell in SB (15)...Made 29 starts at 2B and 12 at 3B...Hit .302 (29-for-96) in his final 28 games beginning 7/14...**2013:** Split the campaign between the Gulf Coast League (25 G) and New York-Penn League (28 G), combining for a .245 AVG (46-for-188)...Promoted to Lowell on 7/31...**2012:** Played 37 games with the GCL Red Sox...Made 2 errors in 142 total chances (.986) at 2B...**2011:** Made pro debut with the DSL Red Sox...Led the club in 3B (4), RBI (34), and runs (tied, 43)...Played in 26 games at 2B, 3 at 3B, 10 at SS, 13 in LF, and 9 at DH.

YEAR	CLUB	AVG	G	AB	R	H	2B	3B	HR	RBI	SH	SF	HP	BB	SO	SB	CS	E
2011	DSL Red Sox	.250	61	220	43	55	9	4	1	34	3	0	12	40	48	17	6	12
2012	GCL Red Sox	.267	37	116	17	31	8	0	0	12	2	0	3	10	25	7	2	5
2013	GCL Red Sox	.284	25	88	11	25	4	4	0	7	1	0	4	4	20	8	5	2
	Lowell	.210	28	100	15	21	3	0	0	10	1	0	2	10	23	4	1	4
2014	Lowell	.277	48	159	24	44	6	1	2	16	4	1	5	10	33	15	4	11
2015	Greenville	.282	36	124	14	35	2	3	2	11	1	0	0	7	29	5	3	3
	Salem	.270	41	141	18	38	8	0	0	12	0	1	3	6	35	4	5	2
<b>Minor League Totals</b>		<b>.263</b>	<b>276</b>	<b>948</b>	<b>142</b>	<b>249</b>	<b>40</b>	<b>12</b>	<b>5</b>	<b>102</b>	<b>12</b>	<b>2</b>	<b>29</b>	<b>87</b>	<b>213</b>	<b>60</b>	<b>26</b>	<b>39</b>

Player Development

## Minor League Players, Continued

### LUCENA, Isaias Francisco

C

**HT:** 5-11; **WT:** 195; **BATS:** Switch; **THROWS:** Right; **BORN:** 11/15/1994 in Barquisimeto, VZ; **RESIDES:** Cabudare, VZ; **SIGNED BY:** Eddie Romero; **ACQUIRED:** Signed as an international free agent, 9/2/2012.

**2015:** Hit .311 (19-for-61) with a .417 OBP between the GCL Red Sox (19 G) and Short-A Lowell (4 G)...Went 8-for-11 (.727) with 3 BB against LHP...Was 5-for-15 (.333) with 3 BB with RISP...Threw out 12 of 32 (38%) attempted base stealers in 19 appearances (13 starts) at catcher...Posted a .435 OBP in 5 GCL games before being transferred to Lowell on 7/12...Went 5-for-11 (.455 AVG) in 4 games with the Spinners...Returned to the GCL on 7/26 and spent the remainder of the season there...**2014:** Led the DSL Red Sox with 13 2B...Recorded a .390 OBP...Hit .389 (21-for-54, 11 2B) with RISP...Caught 15 of 56 (27%) attempted base stealers...Reached base via hit or BB in 18 consecutive games from 7/1-30, hitting .404 (23-for-57) with a .534 OBP in that span...**2013:** Made pro debut with the DSL Red Sox...Caught 8 of 23 (35%) attempted base stealers.

YEAR	CLUB	AVG	G	AB	R	H	2B	3B	HR	RBI	SH	SF	HP	BB	SO	SB	CS	E
2013	DSL Red Sox	.216	30	88	12	19	4	1	0	13	1	1	2	18	16	3	1	1
2014	DSL Red Sox	.272	41	147	17	40	13	1	0	22	0	1	1	28	31	3	0	2
2015	GCL Red Sox	.280	19	50	7	14	3	0	0	2	0	0	0	10	12	0	0	2
	Lowell	.455	4	11	0	5	1	0	0	2	1	0	0	1	2	0	0	0
<b>Minor League Totals</b>		<b>.264</b>	<b>94</b>	<b>296</b>	<b>36</b>	<b>78</b>	<b>21</b>	<b>2</b>	<b>0</b>	<b>39</b>	<b>2</b>	<b>2</b>	<b>3</b>	<b>57</b>	<b>61</b>	<b>6</b>	<b>1</b>	<b>5</b>

### MADDOX, Austin D.

RHP

**HT:** 6-2; **WT:** 230; **BATS:** Right; **THROWS:** Right; **BORN:** 5/13/1991 in Jacksonville, FL; **RESIDES:** Jacksonville, FL; **SIGNED BY:** Anthony Turco; **ACQUIRED:** Red Sox 5th pick (3rd round, 118th overall) in the 2012 June Draft.

**2015:** Made 20 appearances, all in relief, for High-A Salem...Recorded 10 saves, tied for most in the Red Sox organization...Posted a 1.09 WHIP and .238 opponent AVG (24-for-101)...Allowed 0 ER in 16 of his 20 appearances...Pitched at least 1.0 inning without surrendering a hit in 9 of his outings...In his final 10 appearances beginning 5/15, converted all 5 save opportunities and went 1-0 with a 2.25 ERA (3 ER/12.0 IP, 2 BB, 14 SO)...**2014:** Made 10 relief appearances for Salem...Recorded 22 SO against only 3 BB in 21.2 IP...Held lefties to a .219 AVG (7-for-32)...**2013:** Appeared in a team-high 33 games (7 GS) for Single-A Greenville...Issued 1.97 BB/9.0 IP, the 4th-lowest mark in the South Atlantic League...**2012:** Played in 4 games between Short-A Lowell and the GCL Red Sox in his pro debut...**PERSONAL:** Went 3-3 with 12 saves and a 2.44 ERA (15 ER/55.1 IP) in 32 appearances as a junior at the University of Florida in 2012...Named a 3rd-team All-American by the National Collegiate Baseball Writers Association in 2012...Chosen to the SEC Academic Honor Roll in 2011 and selected as both the SEC's Freshman of the Year and a 3rd-Team All-American by the NCBWA in 2010...Selected as the *Florida Times-Union's* All-1st Coast Baseball Player of the Year as a senior at Eagle's View Academy in 2009...Selected by TB in the 37th round of the 2009 June Draft, but did not sign.

YEAR	CLUB	W-L	ERA	G	GS	CG	SHO	SV	IP	H	R	ER	HR	HB	BB	SO	WP	BK
2012	GCL Red Sox	0-1	1.80	3	3	0	0	0	5.0	4	1	1	0	0	1	4	0	0
	Lowell	0-0	0.00	1	1	0	0	0	3.0	2	0	0	0	0	1	4	0	0
2013	Greenville	4-6	5.63	33	7	0	0	1	88.0	109	67	55	13	3	22	65	13	0
2014	Salem	1-1	5.82	10	0	0	0	1	21.2	20	14	14	5	1	3	22	2	0
2015	Salem	1-4	3.71	20	0	0	0	10	26.2	24	13	11	2	2	5	22	4	0
<b>Minor League Totals</b>		<b>6-12</b>	<b>5.05</b>	<b>67</b>	<b>11</b>	<b>0</b>	<b>0</b>	<b>12</b>	<b>144.1</b>	<b>159</b>	<b>95</b>	<b>81</b>	<b>20</b>	<b>6</b>	<b>32</b>	<b>117</b>	<b>19</b>	<b>0</b>

### MADERA, Christopher M. (Chris)

OF

**HT:** 5-10; **WT:** 185; **BATS:** Right; **THROWS:** Right; **BORN:** 8/23/1992 in Santo Domingo, DR; **RESIDES:** North Bergen, NJ; **SIGNED BY:** Danny Watkins; **ACQUIRED:** Signed as a non-drafted free agent, 6/19/2015.

**2015:** Spent 1st professional season with the GCL Red Sox...Hit .313 (15-for-48) in his final 16 games beginning 7/31...Played RF (14 games, 13 starts), LF (10 games, all starts), and 3B (4 games, 1 start)...**PERSONAL:** Played baseball for 2 seasons (2014-15) at Faulkner University (AL) after transferring from Northwest Florida State College...Named 2015 Southern States Athletic Conference Player of the Year and an NAIA All-American after hitting .398 (98-for-246) and slugging .622 with 18 2B, 5 3B, 9 HR, 56 SB, and 77 runs scored in 66 games, along with 7 OF assists as one of the top defensive players in the country...Attended Avon (CT) Old Farms School...Selected by CHC in the 33rd round of the 2013 June Draft, but did not sign.

YEAR	CLUB	AVG	G	AB	R	H	2B	3B	HR	RBI	SH	SF	HP	BB	SO	SB	CS	E
2015	GCL Red Sox	.264	28	91	13	24	2	0	1	13	0	1	2	9	16	6	2	1

### MAGEE, Brandon Alonzo

OF

**HT:** 6-0; **WT:** 220; **BATS:** Left; **THROWS:** Right; **BORN:** 10/22/1990 in Harbor City, CA; **RESIDES:** Chandler, AZ; **SIGNED BY:** Vaughn Williams; **ACQUIRED:** Red Sox 25th pick (23rd round, 721st overall) in the 2012 June Draft.

**2015:** Made his professional baseball debut, posting a .385 OBP in 25 games with Short-A Lowell...Recorded an OF assist and committed 1 error in 35 chances (.971) between LF (18 games, 16 starts) and RF (3 games, 1 start)...Was 5-for-5 in SB attempts...Hit .262 (11-for-42) with a .426 OBP against righties...Went 3-for-4, 2B, 3B on 7/31 at State College...Was 2-for-3 with 3 RBI, BB, 2 runs, 2B, and his 1st HR on 8/10 at Tri-City...**PERSONAL:** Prior to playing for Short-A Lowell in 2015, had not appeared in a baseball game since his junior season at Arizona State University in 2011...Totaled 14 tackles in 17 National Football League games between the Cleveland Browns (2013) and Tampa Bay Buccaneers (2014)...Played both baseball and football at ASU...Was baseball teammates with Red Sox INF Deven Marrero, appearing in 27 games from 2009-11...Played in 44 football games over 5 years with the Sun Devils, accumulating 231 tackles...Graduated in 2008 from Centennial (CA) High School, where he played baseball and football...Was selected by the Tampa Bay Rays in the 29th round of the 2008 June Draft and by the Oakland A's in the 21st round of the 2011 June Draft, but did not sign either time.

YEAR	CLUB	AVG	G	AB	R	H	2B	3B	HR	RBI	SH	SF	HP	BB	SO	SB	CS	E
2015	Lowell	.231	25	52	10	12	2	1	1	8	0	0	6	7	21	5	0	1

## Minor League Players, Continued

### MARBAN, Jorge Andres

RHP

**HT:** 6-1; **WT:** 215; **BATS:** Right; **THROWS:** Right; **BORN:** 12/5/1988 in Miami, FL; **RESIDES:** Miami, FL; **SIGNED BY:** Dustin Smith (Rangers); **ACQUIRED:** Signed as a minor league free agent, 11/21/2014.

**2015:** Made Red Sox organization debut after spending the previous 3 seasons in independent leagues...Combined with High-A Salem, Double-A Portland, and Triple-A Pawtucket to go 7-2 with 6 saves, a 1.31 ERA (9 ER/62.0 IP), and .200 opponent AVG (45-for-225) in 38 outings, all in relief...Allowed 0 ER in 31 of 38 outings...Surrendered only 1 HR and held opponents to a .244 SLG...Held lefties to a .178 AVG (19-for-107) and righties to a .220 AVG (26-for-118), with Triple-A righties going 2-for-24 (.083)...Opponents were 2-for-25 (.080) with RISP and 2 outs...Began season with Salem...Made 4 consecutive scoreless appearances from 5/5-16 (6.0 IP, 2 H) before being transferred to Portland on 5/20...Went 2-0 with 4 saves and a 0.31 ERA (1 ER/28.2 IP) in his first 20 appearances with the Sea Dogs (through 7/26)...Between Salem and Portland, had a scoreless streak of 17.2 IP from 5/5-6/9...Transferred to Pawtucket on 8/14 and spent rest of season with the PawSox, going 3-0 with a 0.69 ERA (1 ER/13.0 IP), .143 opponent AVG (6-for-42), and .167 opponent SLG (1 XBH)...Did not allow a run in his final 9.1 IP with Pawtucket...Following the season, made 5 relief appearances for Aragua of the Venezuelan Winter League (4.2 IP, 5 H, 2 R, 3 BB, SO)...**2014:** Purchased from Southern Maryland of the independent Atlantic League on 11/21 after allowing only 1 ER in 10 relief appearances with the Blue Crabs (8.0 IP)...Also made 34 appearances (4 starts) with Florence of the independent Frontier League, averaging 12.6 SO/9.0 IP with the Freedom...Following the season, went 4-1, 2.12 ERA (8 ER/34.0 IP) and 11.7 SO/9.0 IP as closer for Australian Baseball League Champion Perth...Led the ABL in appearances (24), saves (tied, 8), and games finished (19)...Made 2 postseason appearances (4.2 IP, 1 H, 0 R, 1 BB, 10 SO)...Earned the win in Game 2 of the ABL Championship Series vs. Adelaide, pitching the final 3 frames in a 10-inning victory (H, BB, 7 SO)...In final 7 outings between regular and postseason, went 1-0 with 4 saves, a 0.00 ERA and .061 opponent AVG (10.2 IP, 2-for-33, 4 BB, 19 SO)...**2013:** Spent 2nd season with Florence of the independent Frontier League...Led the Freedom in ERA (2.05) and SO/9.0 IP (12.5) as the team's closer...Also led the league in saves (27)...**2012:** Spent entire season with Florence of the independent Frontier League and led the Freedom in SO/9.0 IP (7.7)...**2011:** Made full-season debut with DET's Single-A Hickory...Ranked 2nd on the club in appearances (35) and games finished (18) and averaged 10.70 SO/9.0 IP...**2010:** Combined with the AZL Rangers and Short-A Spokane to make 8 scoreless relief appearances in his pro debut...Averaged 13.8 SO/9.0 IP and held opponents to a .140 AVG (6-for-43)...**PERSONAL:** Made 73 relief appearances at Florida International University (2008-10)...Attended South Miami (FL) High School (2004) and Southwest (FL) High School (2005-07).

YEAR	CLUB	W-L	ERA	G	GS	CG	SHO	SV	IP	H	R	ER	HR	HB	BB	SO	WP	BK
2010	AZL Rangers	1-0	0.00	3	0	0	0	1	5.0	1	0	0	0	0	2	10	0	0
	Spokane	0-0	0.00	5	0	0	0	0	8.0	5	0	0	0	1	4	10	0	0
2011	Hickory	1-6	4.61	35	0	0	0	3	54.2	45	35	28	2	3	30	65	13	0
2012	Florence (IND)	1-4	2.44	36	0	0	0	16	44.1	29	16	12	1	4	24	38	4	0
2013	Florence (IND)	2-4	2.05	42	0	0	0	27	44.0	26	10	10	2	5	23	61	7	0
2014	Florence (IND)	4-6	4.27	34	4	0	0	11	46.1	32	27	22	3	2	45	65	7	0
	So. Maryland (IND)	0-0	1.12	10	0	0	0	2	8.0	5	1	1	0	0	6	5	1	0
2015	Salem	2-1	1.69	8	0	0	0	1	16.0	14	7	3	1	1	7	13	3	0
	Portland	2-1	1.36	24	0	0	0	5	33.0	25	9	5	0	1	22	26	0	0
	Pawtucket	3-0	0.69	6	0	0	0	0	13.0	6	1	1	0	1	4	13	1	0
<b>Minor League Totals</b>		<b>9-8</b>	<b>2.57</b>	<b>81</b>	<b>0</b>	<b>0</b>	<b>0</b>	<b>10</b>	<b>129.2</b>	<b>96</b>	<b>52</b>	<b>37</b>	<b>3</b>	<b>7</b>	<b>69</b>	<b>137</b>	<b>17</b>	<b>0</b>
<b>Independent Lg. Totals</b>		<b>7-14</b>	<b>2.84</b>	<b>122</b>	<b>4</b>	<b>0</b>	<b>0</b>	<b>56</b>	<b>142.2</b>	<b>92</b>	<b>54</b>	<b>45</b>	<b>6</b>	<b>11</b>	<b>98</b>	<b>169</b>	<b>19</b>	<b>0</b>

### MARMOL, Carlos Agustin - See Page 156

RHP

### MARRERO, Christopher (Chris)

OF/1B

**HT:** 6-3; **WT:** 220; **BATS:** Right; **THROWS:** Right; **BORN:** 7/2/1988 in Miami, FL; **RESIDES:** Hialeah Gardens, FL; **SIGNED BY:** Tony Arango (Nationals); **ACQUIRED:** Signed as a minor league free agent, 8/15/2015.

**2015:** Combined with 3 teams in the CWS and BOS organizations to hit .271 (71-for-262) with 16 2B and 7 HR in 70 games...Made 31 starts in the OF and 27 at 1B...Also played in 37 independent league games, beginning the season with Somerset of the Atlantic League...Led the Patriots in AVG (.311), hits (46), 2B (12), HR (6), and RBI (22) at the time his contract was purchased by CWS on 6/5...Assigned to Double-A Birmingham and hit .324 (12-for-37) in 9 games with the Barons before being transferred to Triple-A Charlotte on 6/16...Went 19-for-50 (.380) with 3 HR in his first 15 games with the Knights (through 7/7)...Had a 10-game hit streak from 7/2-11...Was 3-for-5 with a grand slam on 7/7 vs. Durham...Hit .217 (18-for-83, HR) in his final 24 games with Charlotte and was released on 8/6...Signed by the BAL organization on 8/15 and assigned to Triple-A Pawtucket...Hit .273 and slugged .470 (18-for-66, 4 2B, 3 HR) in his final 16 games beginning 8/23...Following the season, appeared in 22 games for Margarita of the Venezuelan Winter League...**2014:** Combined with Double-A Bowie and Triple-A Norfolk to hit .237 (84-for-355) in 98 games in his 1st season with the BAL organization...Made 62 starts at 1B and 9 in LF...On the DL from 5/8-22...Transferred to Bowie on 6/21 and had 2 HR with 5 RBI on 6/23 vs. Trenton...Also had 5 RBI on 8/14 at New Britain and 8/19 vs. Reading...Following the season, hit 5 HR in 31 games for Navejoja of the Mexican Pacific League...**2013:** In his 8th and final season in the WSH organization, appeared in 8 ML games but spent majority of season with Triple-A Syracuse, ranking 2nd on the club in RBI (59), 3rd in the HR (11), and 3rd in BB (36)...Batted .463 (19-for-41, 4 HR) during an 11-game stretch from 4/18-29...Hit safely in 22 of 23 games from 5/10-6/3...Recalled by WSH as the club's 26th man on 6/9 and appeared in 8 games before being optioned back to Syracuse on 6/28...After the season, played in 16 games for Licey of the Dominican Winter League...Signed with BAL as a minor league free agent on 12/10...**2012:** Combined with 5 teams to hit .272 (49-for-180) in only 53 games, beginning the season on the 60-day DL with a left hamstring strain suffered on 11/15/11 while playing for Licey in the DWL...Reinstated on 6/23, but returned to the DL from 7/13-8/12...Following the season, ranked by *Baseball America* as the 23rd-best prospect in the WSH organization...**2011:** Made his ML debut, getting recalled by WSH on 8/27 and batting .248 (27-for-109) in 31 games...Started at 1B the day he was recalled, going 1-for-4 at CIN and recording his 1st hit off Mike Leake in the 4th inning (single)...Hit safely in 14 of his first 17 ML games (19-for-61,

Player Development

## Minor League Players, Continued

.311)...Committed 2 errors in his ML debut, but played error-free ball the rest of the way for a .993 fielding pct. at 1B (2 E, 270 TC)...Hit .300 (145-for-483) in 127 games with Triple-A Syracuse...Named Syracuse Player of the Month for July...At the time of his promotion on 8/27, ranked among IL leaders in hits (2nd), OBP (T-3rd, .375), AVG (5th), 2B (6th, 30), BB (T-8th, 58), and OPS (10th, .825)...Also played in 15 games for Lacey of the Dominican Winter League...Following the season, ranked by *Baseball America* as the 12th-best prospect in the WSH organization...**2010:** Spent entire season with Double-A Harrisburg...Ranked 3rd in the WSH organization in RBI (82) and 5th in AVG (.294) and HR (tied, 18)...Named an Eastern League mid-season All-Star...Homered in 4 straight games from 5/21-24...Recorded 11-game hitting streaks from 5/29-6/10 and 6/13-24 and a 12-game hit streak from 7/1-12...Also hit .306 (26-for-85) in 23 games for Ponce in the Puerto Rican Winter League, beginning his season with a 13-game hitting streak...Following the season, ranked by *Baseball America* as the 9th-best prospect in the WSH organization...**2009:** Combined with High-A Potomac and Harrisburg to bat .284 (139-for-489) with a .358 OBP and .452 SLG...Ranked 3rd in the WSH organization in RBI (76) and 10th in AVG...Named a Carolina League post-season All-Star...Reached base in his first 26 games of the season with Potomac...Following the season, ranked by *Baseball America* as the 6th-best prospect in the WSH organization...Named CL Player of the Week on 5/25 and 7/20...Following the season, recorded a .349/.402/.542 batting line in 20 games for Phoenix of the Arizona Fall League (29-for-83, 7 2B, 3 HR)...**2008:** Suffered season-ending injury (broken right fibula) sliding into home plate on 6/18 at Winston-Salem...Following the season, ranked by *Baseball America* as the 3rd-best prospect in the WSH organization and the 10th-best prospect in the CL...Also rated the best power hitter in the WSH system...**2007:** Combined with Single-A Hagerstown and Potomac to record a .275/.338/.484 batting line in 125 games (131-for-477, 25 2B, 3 3B, 23 HR)...Led the WSH organization in RBI (88) and ranked 2nd in HR...Named a South Atlantic League mid-season All-Star...Following the season, ranked by *Baseball America* as the best prospect in the WSH organization, the 2nd-best prospect in the CL, the 5th-best prospect in the SAL, and the 27th-best prospect in baseball...Also rated the best power hitter in the WSH system, as well as the best batting prospect in both the CL and SAL...Had 11 HR and 34 RBI in only 23 games from 5/1-25...Had 2 HR and 6 RBI on 5/11 vs. West Virginia...Named SAL Player of the Week on 5/21...**2006:** Made professional debut with the GCL Nationals, leading the club with a .309 AVG and .374 OBP (min. 75 AB)...Season was cut short due to viral meningitis...Following the season, ranked by *Baseball America* as the 2nd-best draft-eligible HS prospect...Older brother, Christian, has played in the White Sox (2006-11, 2014-15), Braves (2012, 2013), and Pirates (2012) systems...Cousin, Deven, has played in the BOS organization since being drafted in 2012...Helped Team USA's youth squad win a silver medal at the 2004 Pan-Am Championship Qualifier in Lagos De Moreno, Mexico, leading the tournament field in HR (5) and RBI (16).

YEAR	CLUB	AVG	G	AB	R	H	2B	3B	HR	RBI	SH	SF	HP	BB	SO	SB	CS	E
2006	GCL Nationals	.309	22	81	10	25	9	0	0	16	0	1	1	8	19	0	0	1
2007	Hagerstown	.293	57	222	31	65	14	0	14	53	0	4	3	14	39	0	4	3
	Potomac	.259	68	255	40	66	11	3	9	35	0	3	0	32	63	0	0	4
2008	Potomac	.250	70	256	40	64	15	2	11	38	0	3	5	25	55	0	0	8
	Potomac	.287	112	414	58	119	21	2	16	65	0	5	8	42	97	2	3	16
2009	Harrisburg	.267	23	75	9	20	6	0	1	11	0	0	1	8	18	0	1	4
	Harrisburg	.294	141	524	73	154	28	0	18	82	0	5	5	43	102	1	3	18
2010	Syracuse	.300	127	483	59	145	30	0	14	69	0	3	2	58	97	3	2	5
	WASHINGTON	.248	31	109	6	27	5	0	0	10	0	3	1	4	27	0	0	2
2012	Syracuse	.244	37	127	13	31	6	1	0	12	0	0	1	16	28	0	0	3
	Hagerstown	.250	2	4	1	1	0	0	0	0	0	0	1	1	2	0	0	1
	Potomac	.462	4	13	1	6	1	0	1	4	0	0	0	0	2	0	0	0
	Harrisburg	.273	5	22	2	6	2	0	1	3	0	0	0	1	0	3	0	0
2013	Auburn	.357	5	14	4	5	1	0	1	3	0	0	0	2	6	0	0	0
	Syracuse	.270	111	408	48	110	17	2	11	59	0	3	3	36	67	0	1	9
2014	WASHINGTON	.125	8	16	0	2	0	0	0	1	0	0	0	0	4	0	0	0
	Norfolk	.239	37	138	17	33	7	1	3	14	0	2	1	10	35	0	0	5
2015	Bowie	.235	61	217	30	51	10	1	10	42	0	2	2	20	40	0	0	1
	Somerset (IND)	.311	37	148	16	46	12	0	6	22	0	0	0	7	22	1	1	2
	Birmingham	.324	9	37	0	12	3	0	0	4	0	0	0	1	7	0	0	0
	Charlotte	.278	39	133	18	37	8	1	4	17	0	2	0	15	28	0	0	1
Major League Totals	Pawtucket	.239	22	92	10	22	5	0	3	8	0	0	0	2	19	0	0	0
		.232	39	125	6	29	5	0	0	11	0	3	1	4	31	0	0	2
Minor League Totals		.277	952	3515	464	972	195	13	117	535	0	33	34	333	727	6	14	79
Independent Lg. Totals		.311	37	148	16	46	12	0	6	22	0	0	0	7	22	1	1	2

### MARS, Daniel J. (Danny)

OF

**HT:** 6-0; **WT:** 185; **BATS:** Switch; **THROWS:** Right; **BORN:** 1/22/1994 in Atlanta, GA; **RESIDES:** Sarasota, FL; **SIGNED BY:** Tom Kotchman; **ACQUIRED:** Red Sox 7th pick (6th round, 194th overall) in the 2014 June Draft.

**2015:** Limited to 41 games with Single-A Greenville due to injury...Placed on the DL on 6/8...Made 1st appearance of the season on 7/4 during a rehab assignment and went 4-for-32 (.125) in 9 games with the GCL Red Sox...Reinstated on 7/15 and spent the remainder of the season with the Drive...Hit safely in 11 of 12 games from 7/24-8/7 (.412 AVG, 21-for-51)...Named Red Sox Minor League Base Runner of the Month for August/September (30 G, 18 R, 7-for-10 SB, 4 2B)...Hit .321 (17-for-53) with RISP for the Drive, including .458 (11-for-24) with 2 outs...Made 19 starts in RF, 13 in CF, and 11 in LF...**2014:** Combined with Short-A Lowell and Greenville to hit .286 (61-for-213) in his pro debut...Named an NYPFL mid-season All-Star...Did not commit an error (122 TC)...Went 3-for-3 in his 1st game on 6/24 vs. Connecticut (R, 2B, 3B, BB, SB)...Hit safely in 29 of his first 34 games (.362 AVG, 50-for-138)...Recorded at least 1 hit in 11 straight games from 7/17-28 (.341 AVG, 15-for-44) and at least 2 hits in 5 straight from 7/31-8/6 (.524 AVG, 11-for-21)...Transferred to Greenville on 8/20 and played his final 10 games there...**PERSONAL:** Played baseball for 1 season at Chipola College, hitting .380 with a .460 OBP and .584 SLG in 2014...Graduated in 2013 from Sarasota (FL) High School.

## Minor League Players, Continued

YEAR	CLUB	AVG	G	AB	R	H	2B	3B	HR	RBI	SH	SF	HP	BB	SO	SB	CS	E
2014	Lowell	.311	44	177	28	55	9	3	2	17	2	0	2	14	37	12	6	0
	Greenville	.167	10	36	4	6	0	0	0	0	1	0	0	3	6	4	0	0
2015	GCL Red Sox	.125	9	32	4	4	1	0	0	3	0	1	1	3	6	2	0	1
	Greenville	.283	41	166	23	47	6	1	0	16	1	0	0	13	23	13	3	1
<b>Minor League Totals</b>		<b>.273</b>	<b>104</b>	<b>411</b>	<b>59</b>	<b>112</b>	<b>16</b>	<b>4</b>	<b>2</b>	<b>36</b>	<b>4</b>	<b>1</b>	<b>3</b>	<b>33</b>	<b>72</b>	<b>31</b>	<b>9</b>	<b>2</b>

**MARTIN, Kyle J. - See Page 163**

**RHP**

**MARTINEZ, Algenis Rafael**

**RHP**

**HT:** 6-1; **WT:** 190; **BATS:** Right; **THROWS:** Right; **BORN:** 9/12/1993 in Santiago, DR; **RESIDES:** Santiago, DR; **SIGNED BY:** Eddie Romero and Todd Claus; **ACQUIRED:** Signed as an international free agent, 9/6/2012.

**2015:** Spent entire season with the GCL Red Sox, leading the club in relief appearances (16) and ranking 2nd in saves (4) and games finished (10)...Earned 4 wins and was 4-for-4 in save opportunities...Pitched 3.0 scoreless innings on 6/25 vs. the GCL Rays and 4.0 scoreless frames on 7/3 at the Twins...Earned the win in Game 1 of GCL Finals, throwing a scoreless inning against the Blue Jays (1.0 IP, H, 2 SO)...**2014:** Led the DSL Red Sox in appearances (20), saves (tied, 6), and games finished (15)...Produced a sub-2.00 ERA (1.85), an opponent AVG below .200 (.195) and a WHIP under 1.00 (0.93) for the 2nd consecutive season...Improved his career record to 13-3...Allowed 0 ER in 13 of his appearances, 7 of which were at least 3.0 innings...Posted a 0.00 ERA (20.2 IP) and .100 opponent AVG (6-for-60) from 7/5-26 (5 G)...**2013:** Led the DSL Red Sox in wins (7) in his pro debut...Held opponents to a .168 AVG (24-for-143)...Began pro career with 11 consecutive scoreless outings from 6/4-7/16 (17.0 IP)...Allowed only 1 ER in his final 8 appearances (22.2 IP, 0.40 ERA).

YEAR	CLUB	W-L	ERA	G	GS	CG	SHO	SV	IP	H	R	ER	HR	HB	BB	SO	WP	BK
2013	DSL Red Sox	7-1	1.28	21	0	0	0	2	42.1	24	6	6	1	7	12	25	1	0
2014	DSL Red Sox	6-2	1.85	20	0	0	0	6	58.1	39	13	12	2	5	15	49	6	0
2015	GCL Red Sox	4-1	3.72	16	0	0	0	4	29.0	32	15	12	1	1	6	19	2	0
<b>Minor League Totals</b>		<b>17-4</b>	<b>2.08</b>	<b>57</b>	<b>0</b>	<b>0</b>	<b>0</b>	<b>12</b>	<b>129.2</b>	<b>95</b>	<b>34</b>	<b>30</b>	<b>4</b>	<b>13</b>	<b>33</b>	<b>93</b>	<b>9</b>	<b>0</b>

**MARTINEZ, Enfember Jose**

**RHP**

**HT:** 5-11; **WT:** 170; **BATS:** Right; **THROWS:** Right; **BORN:** 8/30/1995 in Puerto Cabello, VZ; **RESIDES:** Fariar, VZ; **SIGNED BY:** Ernesto Gomez; **ACQUIRED:** Signed as an international free agent, 2/17/2012.

**2015:** Spent entire season with Short-A Lowell...Ranked T-2nd on the club in appearances (16) and T-3rd in games finished (8)...Held LHB to a .203 AVG (14-for-69)...Posted a 1.98 ERA (6 ER/27.1 IP) during a 9-game stretch from 7/13-8/25...Allowed only 1 base runner (single) during a 4.0-inning save on 8/14 at Batavia (3 SO)...Gave up only 1 hit in 3.1 scoreless innings on 8/25 vs. Vermont...**2014:** Spent entire season with Lowell, improving his career record to 6-0...Allowed 1 run or fewer in 15 of 16 appearances...Allowed 3 ER in 1.1 IP on 7/2 vs. Connecticut, but produced a 2.31 ERA (6 ER/23.1 IP) in his other 15 outings...**2013:** Combined for a 3.12 ERA (14 ER/40.1 IP) between the DSL Red Sox and GCL Red Sox...**2012:** Made pro debut with the DSL Red Sox, posting the 2nd-lowest ERA (1.69) and WHIP (0.97) on the club (min. 30.0 IP).

YEAR	CLUB	W-L	ERA	G	GS	CG	SHO	SV	IP	H	R	ER	HR	HB	BB	SO	WP	BK
2012	DSL Red Sox	3-0	1.69	12	0	0	0	3	32.0	26	6	6	2	0	5	14	1	0
2013	DSL Red Sox	1-0	3.21	6	0	0	0	0	14.0	14	5	5	0	1	3	8	2	0
	GCL Red Sox	1-0	3.08	13	1	0	0	0	26.1	19	9	9	1	1	10	15	1	0
2014	Lowell	1-0	3.28	16	0	0	0	0	24.2	23	9	9	1	1	15	15	2	0
2015	Lowell	3-3	4.07	16	0	0	0	1	42.0	46	22	19	4	7	13	31	4	0
<b>Minor League Totals</b>		<b>9-3</b>	<b>3.11</b>	<b>63</b>	<b>1</b>	<b>0</b>	<b>0</b>	<b>4</b>	<b>139.0</b>	<b>128</b>	<b>51</b>	<b>48</b>	<b>8</b>	<b>10</b>	<b>46</b>	<b>83</b>	<b>10</b>	<b>0</b>

**MATHENY, Michael Tate (Tate)**

**OF**

**HT:** 6-0; **WT:** 200; **BATS:** Right; **THROWS:** Right; **BORN:** 2/9/1994 in St. Louis, MO; **RESIDES:** Weldon Spring, MO; **SIGNED BY:** Blair Henry; **ACQUIRED:** Red Sox 3rd pick (4th round, 111th overall) in the 2015 June Draft.

**2015:** Made professional debut and spent entire season with Short-A Lowell...Made 19 starts in CF, 18 in RF, and 10 in LF...Scored 8 runs in his first 9 games...Went 2-for-4 with a season-high 4 RBI on 7/29 at Williamsport, breaking a 7-7 tie in the 9th inning with a 2-run single and scoring the Spinners' next run in a 10-7 victory...Recorded 3 straight 2-hit games from 9/2-5...**PERSONAL:** Is the son of former major leaguer and current Cardinals manager Mike Matheny...Played baseball at Missouri State University, earning All-MVC honors in each of his 3 seasons (2013-15)...Hit .319 (217-for-681) with 19 HR, 106 RBI, and a .411 OBP in 169 career games, all starts...Named the team's MVP in 2013 and 2014, also earning *Baseball America* Freshman All-America and MVC Freshman of the Year honors in 2013...Helped Westminster Christian Academy earn Missouri Class 3 state titles in 2011 and 2012...Earned 2012 *St. Louis Post-Dispatch* All-Metro Player of the Year honors after batting .610 with 20 2B, 11 3B, 11 HR, 51 RBI, 60 runs, 22 SB, a .705 OBP, and 1.260 SLG...Selected by the Cardinals in the 23rd round of the 2012 June Draft, but did not sign.

YEAR	CLUB	AVG	G	AB	R	H	2B	3B	HR	RBI	SH	SF	HP	BB	SO	SB	CS	E
2015	Lowell	.181	52	193	24	35	7	0	0	20	3	3	5	9	52	6	4	1

**McAVOY, Kevin Robert**

**RHP**

**HT:** 6-4; **WT:** 225; **BATS:** Right; **THROWS:** Right; **BORN:** 7/21/1993 in Cheektowaga, NY; **RESIDES:** Syracuse, NY; **SIGNED BY:** Ray Fagnant; **ACQUIRED:** Red Sox 5th pick (4th round, 134th overall) in the 2014 June Draft.

**2015:** Spent entire season with High-A Salem...Ranked T-1st in the Red Sox organization in wins (11) and 7th in ERA (3.89)...Ranked T-2nd in the Carolina League in wins and starts (26), as well as 5th in innings (141.0)...Issued 71 BB, most in the Red Sox system and 2nd-most in the league...Ranked 2nd on the club with 82 SO...Won his final 6 decisions...Recorded 11 quality starts...Following the season, ranked by *Baseball America* as the No. 21 prospect in the Sox organization...Posted

Player Development

## Minor League Players, Continued

a 2.04 ERA and .191 opponent AVG in his first 7 starts of the season (39.2 IP, 25 H, 9 ER)...Did not allow a HR in his first 58.1 IP...Allowed only 1 hit in 7.0 IP on 5/16 at Winston-Salem, retiring each of his first 11 batters faced, as well as each of his final 10...In his final 8 starts beginning 7/26, went 6-1 with a 2.18 ERA (11 ER/45.1 IP)...**2014:** Made pro debut with Short-A Lowell, ranking 2nd on the club (min. 20.0 IP) in ERA (1.91), WHIP (0.92), and starts (11)...9 of his 11 outings were scoreless...Allowed 5 ER in 1.2 IP on 7/24 vs. Hudson Valley, but produced a 0.34 ERA (1 ER/26.2 IP) and .174 opponent AVG (16-for-92) in his other 10 starts...Did not allow a HR all season...Recorded 23 SO and only 3 BB (0.95 BB/9.0 IP)... Finished the season with 6 consecutive scoreless starts of exactly 3.0 IP...Following the season, ranked by *Baseball America* as the 20th-best prospect in the New York-Penn League...**PERSONAL:** Played baseball for 3 seasons at Bryant University (2012-14)...Is the highest drafted player in school history...Went 21-5 with a 3.11 ERA as a Bulldog, including 9-1 as a junior...Named NEC Rookie of the Year in 2012...Attended Westhill (NY) High School, where he won state titles in baseball (2009-10) and basketball (2010) and graduated with high honors.

YEAR	CLUB	W-L	ERA	G	GS	CG	SHO	SV	IP	H	R	ER	HR	HB	BB	SO	WP	BK
2014	Lowell	0-2	1.91	11	11	0	0	0	28.1	23	7	6	0	2	3	23	4	0
2015	Salem	11-9	3.89	26	26	0	0	0	141.0	136	72	61	5	8	71	82	6	3
<b>Minor League Totals</b>		<b>11-11</b>	<b>3.56</b>	<b>37</b>	<b>37</b>	<b>0</b>	<b>0</b>	<b>0</b>	<b>169.1</b>	<b>159</b>	<b>79</b>	<b>67</b>	<b>5</b>	<b>10</b>	<b>74</b>	<b>105</b>	<b>10</b>	<b>3</b>

### McCARTHY, Michael (Mike)

RHP

**HT:** 6-3; **WT:** 200; **BATS:** Right; **THROWS:** Right; **BORN:** 11/18/1987 in Walnut Creek, CA; **RESIDES:** Brentwood, CA; **SIGNED BY:** Jim Woodward; **ACQUIRED:** Red Sox 17th pick (14th round, 442nd overall) in the 2011 June Draft.

**2015:** Spent majority of his season with Double-A Portland...Named the Sea Dogs' Citizen of the Year for the 2nd consecutive season...Began and finished the season as a starter, but also went 2-0 with a 2.20 ERA (8 ER/32.2 IP) and .228 opponent AVG (26-for-114) in 11 relief appearances...Allowed 1 ER or fewer in 5.0+ IP in 8 of his starts...In his first 7 starts through 5/15, allowed at least 6 ER 3 times and gave up a total of 1 ER in the other 4 combined (20.2 IP)...In his next 18 appearances (7 starts) from 5/19-8/9, lowered his ERA from 6.32 to 3.52 and his opponent AVG from .295 to .249 by going 4-3 with a 2.24 ERA (68.1 IP, 55 H, 17 ER)...Allowed only 1 hit in 5.1 scoreless innings on 7/19 at New Hampshire and remained in the starting rotation for the remainder of the season...Transferred to Triple-A Pawtucket on 8/15 and made his lone start with the PawSox that day at Lehigh Valley (6.0 IP, 6 ER)...Returned to Portland on 8/16 and made 4 more starts with the Sea Dogs (16.0 IP, 20 ER, 25 H)...**2014:** Spent majority of season with Portland, producing a 4.54 ERA (18 ER/35.2 IP) in 15 relief outings and a 4.99 ERA (34 ER/61.1 IP) in 12 starts...Also made 1 relief appearance for Pawtucket on 8/1 vs. Syracuse, his Triple-A debut...Named Portland's Citizen of the Year following the season...Went 6-0 with a 2.11 ERA (10 ER/42.2 IP) and .223 opponent AVG (35-for-157) from 4/28-6/16 (10 G, 4 GS)...Named Eastern League Pitcher of the Week on 5/5 after going 2-0 with a 0.00 ERA (12.0 IP) in 2 starts from 4/28-5/4...Did not walk a batter in 7 consecutive appearances with Portland from 7/21-8/26 (15.1 IP, 60 BF, 15 SO)...Following the season, made 5 appearances (4 starts) for Australian Baseball League Champion Perth...Did not allow a run in 2 postseason appearances (4.1 IP, 4 H, BB, 7 SO)...Earned the win in the deciding Game 3 of the ABL Championship Series vs. Adelaide, pitching 3.1 scoreless innings of relief...**2013:** Combined for a 4.82 ERA (66 ER/123.1 IP) between High-A Salem (21 G, 11 GS) and Double-A Portland (10 G, 5 GS)...**2012:** Went 5-5 with a 3.35 ERA (33 ER/88.2 IP) and 71 SO in 31 games (8 GS) between Single-A Greenville and Salem...Posted a combined 2.74 ERA (13 ER/42.2 IP) as a starter after appearing exclusively out of the bullpen in his first 20 appearances of the year...**2011:** Led Short-A Lowell with 4 saves and tied for the club lead with 17 appearances in his pro debut...Struck out the side in order in his 1st career game on 6/20 at Vermont (1.0 IP)...Did not allow a hit to a leadoff batter (0-for-14, 3 BB)...**PERSONAL:** In 2014, created a partnership between Double-A Portland and Baseball Miracles to host a 3-day equipment drive at Hadlock Field, with equipment getting donated to underprivileged children...Posted a 1.62 ERA over 17 games (16 starts) as a redshirt senior for California State University-Bakersfield.

YEAR	CLUB	W-L	ERA	G	GS	CG	SHO	SV	IP	H	R	ER	HR	HB	BB	SO	WP	BK
2011	Lowell	1-1	4.64	17	0	0	0	4	21.1	16	12	11	2	2	10	27	2	0
2012	Greenville	3-4	3.66	26	4	0	0	1	64.0	55	29	26	1	3	24	51	9	0
	Salem	2-1	2.55	5	4	0	0	0	24.2	25	9	7	1	1	4	20	0	0
2013	Salem	5-2	4.29	21	11	0	0	1	86.0	106	50	41	11	1	18	66	6	0
	Portland	1-3	6.03	10	5	0	0	2	37.1	45	25	25	4	2	9	19	1	0
2014	Portland	10-4	4.82	27	12	0	0	0	97.0	100	54	52	13	7	21	68	3	0
	Pawtucket	0-0	2.45	1	0	0	0	0	3.2	2	1	1	0	0	1	3	0	0
2015	Portland	6-8	4.59	29	18	0	0	0	115.2	119	64	59	10	5	41	58	6	0
	Pawtucket	0-1	9.00	1	1	0	0	0	6.0	8	6	6	2	1	3	3	0	0
<b>Minor League Totals</b>		<b>28-24</b>	<b>4.50</b>	<b>137</b>	<b>55</b>	<b>0</b>	<b>0</b>	<b>8</b>	<b>455.2</b>	<b>476</b>	<b>250</b>	<b>228</b>	<b>44</b>	<b>22</b>	<b>131</b>	<b>315</b>	<b>27</b>	<b>0</b>

### McEACHERN, Kuehl Thomas

RHP

**HT:** 6-4; **WT:** 205; **BATS:** Right; **THROWS:** Right; **BORN:** 5/7/1993 in Eustis, FL; **RESIDES:** Eustis, FL; **SIGNED BY:** Tom Kotchman; **ACQUIRED:** Red Sox 35th pick (34th round, 1,034th overall) in the 2014 June Draft.

**2015:** Spent majority of season with Single-A Greenville, leading the Drive in saves (9) and games finished (27) and ranking among leaders in wins (T-3rd, 7) and appearances (2nd, 34)...Ranked 3rd in the Red Sox organization in saves (9)...Held RHB to a .226 AVG/.285 OBP/.303 SLG line (44-for-195, 0 HR)...Allowed only 1 ER in his first 8 appearances (15.1 IP) through 5/4...Transferred to Salem on 5/17 and pitched in 4 games with the club (7.2 IP, 12 H, 5 ER)...Returned to Greenville on 6/4 and spent the remainder of the season with the Drive...Posted a 1.38 ERA (5 ER/32.2 IP) in his final 12 appearances (beginning 7/23)...**2014:** Combined with the GCL Red Sox and Short-A Lowell in his pro debut to go 2-1 with 4 saves and a 2.43 ERA (9 ER/33.1 IP) in 17 appearances, all in relief...Did not allow a HR all season...Recorded 25 SO and only 4 BB (1.08 BB/9.0 IP)...Did not walk or hit any of the 53 batters he faced in August (7 G, 14.2 IP, 12 SO)...**PERSONAL:** Played baseball at East Tennessee State University (2012), Lake-Sumter State College (2013), and Flagler College (2014)...Graduated in 2011 from Eustis (FL) High School, where he went 6-0 with a 0.70 ERA as a senior.

Player Development

## Minor League Players, Continued

YEAR	CLUB	W-L	ERA	G	GS	CG	SHO	SV	IP	H	R	ER	HR	HB	BB	SO	WP	BK
2014	GCL Red Sox	1-0	0.00	4	0	0	0	2	5.2	3	0	0	0	0	0	3	0	0
	Lowell	1-1	2.93	13	0	0	0	2	27.2	28	12	9	0	0	4	22	2	0
2015	Greenville	7-4	2.52	34	0	0	0	9	82.0	80	25	23	1	4	21	44	7	0
	Salem	0-0	5.87	4	0	0	0	0	7.2	12	5	5	1	1	2	6	1	0
<b>Minor League Totals</b>		<b>9-5</b>	<b>2.71</b>	<b>55</b>	<b>0</b>	<b>0</b>	<b>0</b>	<b>13</b>	<b>123.0</b>	<b>123</b>	<b>42</b>	<b>37</b>	<b>2</b>	<b>5</b>	<b>27</b>	<b>75</b>	<b>10</b>	<b>0</b>

### McGRATH, Daniel

LHP

**HT:** 6-3; **WT:** 215; **BATS:** Right; **THROWS:** Left; **BORN:** 7/7/1994 in Templestowe, Australia; **RESIDES:** Templestowe, Australia; **SIGNED BY:** Jon Deeble; **ACQUIRED:** Signed as a minor league free agent, 2/7/2012.

**2015:** Limited to 17 starts with High-A Salem due to a DL stint from 5/14-7/10...Held left-handed batters to a .161 AVG (14-for-87)...Allowed only 1 ER on 7 hits in 4 starts from 4/26-5/12 (22.2 IP, 0.40 ERA)...Pitched 6.0 shutout innings without issuing a BB on 5/2 vs. Potomac (3 H, 6 SO)...Had a 1.80 ERA and .119 opponent AVG when he was placed on the DL on 5/14...Made 3 scoreless starts during a rehab stint with the GCL Red Sox (6.0 IP, 6 H, 7 SO)...Reinstated from the DL and returned to Salem on 7/11, pitching 4.0 scoreless innings that day at Frederick...Won each of his final 3 starts (17.0 IP, 9 H, 3 ER, 3 BB, 17 SO)...Allowed 2 hits in 6.0 IP in consecutive starts on 8/23 at Wilmington (0 R, 0 BB, 8 SO) and 8/28 vs. Potomac (R, 2 BB, 4 SO)...**2014:** Held opponents to a .223 AVG (80-for-359) in his 19 appearances (all starts) with Single-A Greenville...Allowed 3 ER or fewer in 17 of his outings and 2 ER or fewer in 11 of them...Opponents hit only .203 (32-for-158) with runners on base, including .100 (4-for-40) with runners on and 2 out...**2013:** Started 1st pro season with 4 starts for the GCL Red Sox, posting a 1.35 ERA (3 ER/20.0 IP) and striking out 30 of 69 batters faced...Promoted to Short-A Lowell on 7/19...Named New York-Penn League Pitcher of the Week for 8/5-11, going 2-0 while retiring all 22 batters faced, including 10 SO, over 7.1 IP...**PERSONAL:** Spent the 2012 campaign with the Melbourne Aces of the Australian Baseball League, appearing in 6 games.

YEAR	CLUB	W-L	ERA	G	GS	CG	SHO	SV	IP	H	R	ER	HR	HB	BB	SO	WP	BK
2013	GCL Red Sox	0-1	1.35	4	4	0	0	0	20.0	8	3	3	2	0	6	30	0	0
	Lowell	3-3	4.86	8	7	0	0	0	33.1	29	21	18	2	1	13	35	1	0
2014	Greenville	6-6	4.07	19	19	1	0	0	97.1	80	51	44	9	2	52	81	9	0
2015	Salem	4-6	3.84	17	17	0	0	0	84.1	72	43	36	6	2	37	71	6	0
	GCL Red Sox	0-0	0.00	3	3	0	0	0	6.0	6	0	0	0	0	0	7	0	0
<b>Minor League Totals</b>		<b>13-16</b>	<b>3.77</b>	<b>51</b>	<b>50</b>	<b>1</b>	<b>0</b>	<b>0</b>	<b>241.0</b>	<b>195</b>	<b>118</b>	<b>101</b>	<b>19</b>	<b>5</b>	<b>108</b>	<b>224</b>	<b>16</b>	<b>0</b>

### MENDEZ, Roman Junior - See Page 164

RHP

### MERCEDES, Simon

RHP

**HT:** 6-4; **WT:** 240; **BATS:** Right; **THROWS:** Right; **BORN:** 2/17/1992 in Santo Domingo, DR; **RESIDES:** Santo Domingo, DR; **SIGNED BY:** Manny Nanita and Eddie Romero; **ACQUIRED:** Signed as an international free agent, 3/14/2012.

**2015:** Spent entire season with Double-A Portland...Ranked 2nd on the club in appearances (37)...Had 10 scoreless outings...Allowed 6 ER in 3.0 IP in his season debut, but posted a 1.98 ERA (8 ER/36.1 IP) in his next 16 games from 4/16-6/22...Gave up only 1 run in a season-high 4.2 IP on 5/2 at Reading...Allowed 1 hit and 0 BB in 4.0 IP on 7/11 vs. Binghamton...**2014:** Combined with Short-A Lowell and High-A Salem to go 5-10 with a 4.41 ERA (47 ER/96.0 IP) in 22 games (15 starts)...Each of his final 13 outings for Salem came as a starter...Recorded at least 6.0 IP and allowed 1 ER or fewer in 3 of his final 4 outings, going 3-1 with a 2.59 ERA (7 ER/24.1 IP) in that span...**2013:** Posted a 3.13 ERA (22 ER/63.1 IP) over 13 games (3 starts) for Lowell, the 5th-lowest mark in the Red Sox system among qualifying pitchers...Led the Spinners in IP (63.1) and SO (57)...*Baseball America* rated him as the 10th-best prospect in the New York-Penn League after the season...**2012:** Made pro debut with the DSL Red Sox.

YEAR	CLUB	W-L	ERA	G	GS	CG	SHO	SV	IP	H	R	ER	HR	HB	BB	SO	WP	BK
2012	DSL Red Sox	0-0	0.00	1	1	0	0	0	4.0	4	0	0	0	1	2	4	0	0
2013	Lowell	2-2	3.13	13	3	0	0	1	63.1	62	24	22	2	2	17	57	4	1
2014	Salem	5-10	4.76	19	14	0	0	1	85.0	85	50	45	6	3	38	74	8	1
	Lowell	0-0	1.64	3	1	0	0	0	11.0	13	2	2	0	0	3	5	1	0
2015	Portland	3-3	4.88	37	0	0	0	0	79.1	85	54	43	8	3	38	63	8	0
<b>Minor League Totals</b>		<b>10-15</b>	<b>4.15</b>	<b>73</b>	<b>19</b>	<b>0</b>	<b>0</b>	<b>2</b>	<b>242.2</b>	<b>249</b>	<b>130</b>	<b>112</b>	<b>16</b>	<b>9</b>	<b>98</b>	<b>203</b>	<b>21</b>	<b>2</b>

### MESA, Carlos Andres

OF

**HT:** 6-2; **WT:** 235; **BATS:** Right; **THROWS:** Right; **BORN:** 2/10/1988 in Matanzas, Cuba; **RESIDES:** Holiday, FL; **SIGNED BY:** Rene Gayo (Pirates); **ACQUIRED:** Signed as a minor league free agent, 3/11/2015.

**2015:** Spent entire season with Single-A Greenville in his Red Sox organization debut...Posted a .277/.333/.482 batting line in 37 games before the All-Star break (31-for-112, 8 2B, 5 HR)...On the DL from 7/18-8/13...Made 22 starts in the OF and 1 at 1B...**2014:** Spent entire season with the New Jersey Jackals of the independent Canadian American Association...**2013:** Spent entire season with High-A Bradenton, his final campaign with the PIT organization...Ranked 2nd on the club in HR (9) and T-4th in 2B (21)...**2012:** Combined with Single-A West Virginia and Bradenton to hit .207 (67-for-323) in 88 games...Recorded 9 assists and 2 DP without committing an error in 76 games and 136 total chances...Made 70 starts in RF and 3 in LF...Began the season with West Virginia and homered in 3 of his first 7 games...Transferred to Bradenton on 6/14...Homered in 3 of 5 games from 7/16-25...**2011:** Spent entire season with Short-A State College...Named a New York-Penn League mid-season All-Star...Posted a .287/.356/.447 batting line before the All-Star break (27-for-94), but went 4-for-30 after...On the DL from 8/3-16...**PERSONAL:** Originally signed by PIT as an international free agent on 3/23/11...Spent 2 seasons (2006-07) with his hometown team of Matanzas in Cuba's Serie Nacional, combining to hit .192 (34-for-177) in 107 games.

Player Development

## Minor League Players, Continued

YEAR	CLUB	AVG	G	AB	R	H	2B	3B	HR	RBI	SH	SF	HP	BB	SO	SB	CS	E
2011	State College	.250	37	124	10	31	8	1	2	11	0	0	5	8	40	4	3	3
2012	West Virginia	.189	37	148	16	28	6	0	3	13	0	1	0	2	56	1	0	0
	Bradenton	.223	51	175	15	39	4	2	4	13	1	0	3	7	63	1	2	0
2013	Bradenton	.225	81	275	25	62	21	0	9	40	3	1	2	11	99	2	2	1
2014	New Jersey (IND)	.204	14	54	5	11	3	1	1	3	0	1	1	0	15	0	0	0
2015	Greenville	.212	53	165	17	35	9	0	7	25	2	1	4	11	63	1	1	2
<b>Minor League Totals</b>		<b>.220</b>	<b>259</b>	<b>887</b>	<b>83</b>	<b>195</b>	<b>48</b>	<b>3</b>	<b>25</b>	<b>102</b>	<b>6</b>	<b>3</b>	<b>14</b>	<b>39</b>	<b>321</b>	<b>9</b>	<b>8</b>	<b>6</b>
<b>Independent Lg. Totals</b>		<b>.204</b>	<b>14</b>	<b>54</b>	<b>5</b>	<b>11</b>	<b>3</b>	<b>1</b>	<b>1</b>	<b>3</b>	<b>0</b>	<b>1</b>	<b>1</b>	<b>0</b>	<b>15</b>	<b>0</b>	<b>0</b>	<b>0</b>

### MEYERS, Michael (Mike)

OF

**HT:** 6-1; **WT:** 190; **BATS:** Right; **THROWS:** Right; **BORN:** 12/28/1993 in Las Vegas, NV; **RESIDES:** Las Vegas, NV; **SIGNED BY:** Jim Woodward; **ACQUIRED:** Red Sox 14th pick (12th round, 391st overall) in the 2012 June Draft.

**2015:** Combined with Single-A Greenville (92 G) and High-A Salem (17 G) to hit .274 (113-for-412) with a .343 OBP... Ranked 9th in the Red Sox organization in AVG...Led the Drive in 3B (6) and ranked 2nd in BB (36)...Made 87 starts in LF, 11 in CF, and 1 in RF...Recorded 5 OF assists...For Greenville, posted a .320 AVG/.373 OBP/.469 SLG line vs. RHP (73-for-228, 12 2B, 5 3B, 4 HR)...With the Drive, hit .321 in June, .301 in July, and .313 in August...Named Red Sox Minor League Base Runner of the Month for July, batting .301 with a .375 OBP, 7 2B, 16 runs, and 3 SB in 24 games...Was Greenville's starting LF in the season opener on 4/9 vs. Augusta, but was removed from the game after 3 innings (0-for-0, BB, CS)...Placed on the DL from 4/10-17...Reached base in 45 consecutive starts from 6/11-8/11 (60-for-181, 23 BB, HBP)...During that 2-month stretch, ranked among Single-A leaders in AVG (5th, .331) and OBP (7th, .410)...Reached base in 24 consecutive games overall from 7/9-8/11, hitting safely in 21 of those...Transferred to Salem on 8/17...Hit his 1st High-A HR on 8/24 vs. Lynchburg...**2014:** Led the New York-Penn League and set a new Short-A Lowell record with 9 3B...Made 27 starts in RF, 18 in LF, and 1 in CF...Went 3-for-4 and set a Spinners single-game record with 3 3B on 8/25 at Connecticut...**2013:** Appeared exclusively in LF after playing 2B and SS in 2012...Began the season with the GCL Red Sox before being promoted to Lowell on 9/2 for the club's final 2 games...**2012:** Made pro debut with the GCL Sox...Batted .391 (25-for-64) vs. RHP...Played 18 games at 2B and 5 at SS...Led the GCL with a .446 AVG (25-for-56) in August, .057 higher than the next qualifying hitter...**PERSONAL:** Named to the 2012 Nevada All-State baseball 1st team as a senior at Silverado High School.

YEAR	CLUB	AVG	G	AB	R	H	2B	3B	HR	RBI	SH	SF	HP	BB	SO	SB	CS	E
2012	GCL Red Sox	.337	30	92	12	31	10	0	1	10	1	0	0	7	36	2	0	5
2013	GCL Red Sox	.256	26	86	10	22	6	0	0	6	4	1	0	8	24	3	3	0
	Lowell	.250	2	8	2	2	0	1	0	1	0	0	0	0	3	0	0	0
2014	Lowell	.215	56	209	25	45	6	9	0	27	0	3	1	9	52	5	3	7
2015	Greenville	.296	92	345	57	102	18	6	5	40	1	2	2	36	108	12	2	6
	Salem	.164	17	67	7	11	2	0	1	3	0	0	0	6	22	2	0	3
<b>Minor League Totals</b>		<b>.264</b>	<b>223</b>	<b>807</b>	<b>113</b>	<b>213</b>	<b>42</b>	<b>16</b>	<b>7</b>	<b>87</b>	<b>6</b>	<b>6</b>	<b>3</b>	<b>66</b>	<b>245</b>	<b>24</b>	<b>8</b>	<b>21</b>

### MILLER, Derek Jay

OF

**HT:** 6-2; **WT:** 190; **BATS:** Right; **THROWS:** Right; **BORN:** 7/18/1992 in Arlington, TX; **RESIDES:** Cedar Hill, TX; **SIGNED BY:** Tim Collinsworth; **ACQUIRED:** Red Sox 24th pick (23rd round, 704th overall) in the 2014 June Draft.

**2015:** Limited to 75 games due to a season-ending injury on 7/11...Combined with Single-A Greenville (63 G) and High-A Salem (14 G) to hit .269 (76-for-283) with a .380 OBP...Named a South Atlantic League mid-season All-Star...Hit .362 with RISP (25-for-69), including .459 with 2 outs (17-for-37)...Made 33 starts in RF, 25 in CF, and 17 in LF, combining for 7 assists, 3 DP, and a .979 fielding percentage (3 E/140 TC)...Began the season with Greenville and was named Red Sox Minor League Base Runner of the Month for April after batting .316 (25-for-79) with a .382 OBP, 5 2B, 9 runs, and 2 SB in 20 games... Scored 15 runs during a 14-game on-base streak from 5/17-6/1 (.433 OBP)...Delivered a 2-out, walk-off RBI single in the 10th inning of Greenville's 3-2 win over Augusta on 6/10...Was the starting LF in the SAL All-Star Game on 6/23 (0-for-2)... Transferred to Salem on 6/25...Made his High-A debut on 6/26 vs. Frederick (2-for-3, 3 R, 2 BB)...Removed from the game on 7/11 at Frederick due to injury...Placed on DL on 7/12 and missed remainder of season...**2014:** Made pro debut with the GCL Red Sox, leading the club in games (54), runs (tied, 31), hits (tied, 54), BB (27), steals (15), and OBP (.387, min. 100 AB)... Made at least 13 starts at each OF position...Went 2-for-3 with 3 BB, 4 runs, and 3 RBI on 7/30 at the GCL Orioles...Hit 1st career HR on 8/19, a 2-out, 2-run shot in the top of the 9th during a 5-4 win at the GCL Rays...**PERSONAL:** Played baseball at the University of Texas at Arlington (2012-14)...Graduated from Round Rock (TX) High School.

YEAR	CLUB	AVG	G	AB	R	H	2B	3B	HR	RBI	SH	SF	HP	BB	SO	SB	CS	E
2014	GCL Red Sox	.281	54	192	31	54	12	0	1	24	0	0	6	27	34	15	5	2
2015	Greenville	.283	63	240	34	68	11	0	0	34	2	2	9	32	35	10	5	3
	Salem	.186	14	43	10	8	1	0	0	2	0	0	1	10	12	2	0	0
<b>Minor League Totals</b>		<b>.274</b>	<b>131</b>	<b>475</b>	<b>75</b>	<b>130</b>	<b>24</b>	<b>0</b>	<b>1</b>	<b>60</b>	<b>2</b>	<b>2</b>	<b>16</b>	<b>69</b>	<b>81</b>	<b>27</b>	<b>10</b>	<b>5</b>

### MILLER, Michael (Mike)

INF

**HT:** 5-9; **WT:** 180; **BATS:** Right; **THROWS:** Right; **BORN:** 9/27/1989 in Concord, CA; **RESIDES:** Concord, CA; **SIGNED BY:** Jim Woodward; **ACQUIRED:** Red Sox 11th pick (9th round, 301st overall) in the 2012 June Draft.

**2015:** Hit .240 (99-for-412) between Triple-A Pawtucket (74 G) and Double-A Portland (40 G)...Made 50 starts at 2B, 35 at SS, 20 at 3B, and 5 in CF...Began the season with the Sea Dogs...Hit .320 (16-for-50) during an 11-game on-base streak from 5/5-16...Transferred to Pawtucket on 5/23...Went 11-for-26 (.423) during a 9-game stretch from 6/5-17...Returned to Portland on 7/25...Went 5-for-11 with the Sea Dogs before returning to Pawtucket on 7/29 for the remainder of the season... Homered twice in a span of 4 games on 8/24 vs. Scranton/Wilkes-Barre and on 8/28 at Buffalo, his first 2 Triple-A HR...**2014:** Combined with High-A Salem and Portland to hit .305 (87-for-285) with a .363 OBP...Played SS (35 G), 2B (25 G), and 3B (11 G)...Did not commit an error in 129 chances at 2B...Was on the DL from 4/3-5/31...Began the season with Salem, batting

Player Development



## Minor League Players, Continued

.346 (18-for-52) in 14 games before the All-Star break...Hit safely in 23 of his final 26 games with the club (.333 AVG, 34-for-102)...Promoted to Double-A Portland on 8/3 and played his final 23 games there...Hit safely in 14 of his final 17 games with the Sea Dogs (.338 AVG, 23-for-68, 3 HR)...Hit .348 (8-for-23) in 5 Eastern League postseason games...Following the season, played in 3 games for Surprise in the Arizona Fall League...**2013:** Went 16-for-45 (.356) in 15 games for Single-A Greenville before landing on the DL on 4/25, where he spent the remainder of the season...Led the Drive in AVG, OBP (.442), and SLG (.489) at the time he was placed on the DL...**2012:** Made his pro debut with Short-A Lowell, ranking 2nd on the club and 3rd in the New York-Penn League with 21 SB...Led the Spinners in hits (69) and 2B (tied, 14), while placing 2nd in games (66), runs (39), and total bases (88)...Appeared in 31 games at SS, 29 at 3B, and 6 at 1B...Hit 1st career HR on 8/10 at Hudson Valley...**PERSONAL:** Selected to the All-Big West Conference 1st Team as a senior in 2012 after leading California Polytechnic State - San Luis Obispo with a .354 AVG (87-for-246).

YEAR	CLUB	AVG	G	AB	R	H	2B	3B	HR	RBI	SH	SF	HP	BB	SO	SB	CS	E
2012	Lowell	.261	66	264	39	69	14	1	1	15	1	0	1	29	35	21	3	6
2013	Greenville	.356	15	45	8	16	6	0	0	2	1	0	2	5	5	3	1	3
2014	Salem	.307	49	192	24	59	8	0	0	18	6	0	3	15	25	7	4	5
	Portland	.301	23	93	15	28	4	0	3	12	0	0	2	6	14	3	1	1
2015	Portland	.273	40	165	26	45	9	2	1	12	2	3	2	11	21	6	2	8
	Pawtucket	.219	74	247	17	54	10	1	3	19	4	3	0	14	34	6	3	4
<b>Minor League Totals</b>		<b>.269</b>	<b>267</b>	<b>1006</b>	<b>129</b>	<b>271</b>	<b>51</b>	<b>4</b>	<b>8</b>	<b>78</b>	<b>14</b>	<b>6</b>	<b>10</b>	<b>80</b>	<b>134</b>	<b>46</b>	<b>14</b>	<b>27</b>

### MIRANDA, Samuel Humberto

C

**HT:** 6-1; **WT:** 175; **BATS:** Left; **THROWS:** Right; **BORN:** 8/21/1997 in Santa Rita, VZ; **RESIDES:** Santa Rita, VZ; **SIGNED BY:** Wilder Lobo and Rolando Pino; **ACQUIRED:** Signed as an international free agent, 8/21/2013.

**2015:** Hit .262 (45-for-172) with a .340 OBP in 50 games between the 2 DSL Red Sox clubs...Threw out 45 of 93 (48%) attempted base stealers in 47 games (42 starts) at catcher...Led DSL catchers in assists (67) and ranked 8th in CS%...**2014:** Made professional debut with the DSL Red Sox...Threw out 11 of 40 (28%) attempted base stealers.

YEAR	CLUB	AVG	G	AB	R	H	2B	3B	HR	RBI	SH	SF	HP	BB	SO	SB	CS	E
2014	DSL Red Sox	.241	26	87	11	21	5	0	0	12	1	2	4	7	11	3	1	2
2015	DSL Red Sox 1	.276	32	116	12	32	9	0	0	22	0	3	2	7	9	0	0	4
	DSL Red Sox 2	.232	18	56	6	13	2	0	0	3	1	0	2	11	8	0	2	3
<b>Minor League Totals</b>		<b>.255</b>	<b>76</b>	<b>259</b>	<b>29</b>	<b>66</b>	<b>16</b>	<b>0</b>	<b>0</b>	<b>37</b>	<b>2</b>	<b>5</b>	<b>8</b>	<b>25</b>	<b>28</b>	<b>3</b>	<b>3</b>	<b>9</b>

### MONCADA, Yoan

INF

**HT:** 6-2; **WT:** 220; **BATS:** Switch; **THROWS:** Right; **BORN:** 5/27/1995 in Cienfuegos, Cuba; **RESIDES:** Tampa, FL; **SIGNED BY:** Eddie Romero; **ACQUIRED:** Signed as an international free agent, 3/12/2015.

**2015:** Made U.S. debut and spent entire season with Single-A Greenville...Played no defensive position other than 2B...Named Red Sox Minor League Base Runner of the Year, leading the organization in steals (49-for-52)...Named a South Atlantic League postseason All-Star...Earned the Greg Montalbano Minor League Player of the Year award from the Boston chapter of the BBWAA...Following the season, ranked by *Baseball America* as the best prospect in the Red Sox organization and in the SAL...Also rated by *Baseball America* as having the best infield arm in the Sox' system, as well as being the organization's fastest base runner and best athlete...Named a Low Class A All-Star by *BA*...Named Red Sox Minor League Base Stealer of the Month for July (13-for-14 SB) and August/September (27-for-29)...Stole multiple bases 15 times...Ranked 3rd in the SAL in steals...Led the Drive in OPS (.817, min. 75 AB), steals, and BB (42), and ranked among leaders in runs (3rd, 61), 3B (T-2nd, 3), and HR (4th, 8)...Posted a .310 AVG/.415 OBP/.500 SLG as a leadoff hitter (67-for-216, 16 2B, 2 3B, 7 HR, 34 BB, 7 HBP)...Batted .310 (31-for-100) with a .381 OBP and .570 SLG vs. LHP...Recorded seven 3-hit games...Made debut on 5/18 vs. Lexington (0-for-3, 2 R, BB)...Hit 1st HR on 5/30 at Lexington...Had a .200 AVG/.287 OBP/.289 SLG line with 4 SB at the time of the SAL All-Star Game on 6/23...After the break, led all Single-A players in steals (45) and ranked T-2nd in runs (49), 3rd in OBP (.415), and 6th in OPS (.915), batting .310 (67-for-216) and slugging .500 in 56 games...Scored a run in 17 of his first 21 games out of the All-Star break (25 R total)...Recorded multiple hits and scored multiple runs in 4 consecutive games from 7/12-16, homering in each of those first 3 contests...Hit an inside-the-park HR on 7/15 vs. Augusta...Hit .340 and slugged .585 during a 24-game on-base streak from 7/12-8/15 (32-for-94, 8 2B, 5 HR)...Scored at least 1 run in 7 consecutive games from 8/18-28 (11 R)...Stole a season-high 3 bases on 8/27 vs. Greensboro...**PERSONAL:** Batted .277 (84-for-303) with 58 runs, 11 2B, 4 3B, 4 HR, 28 RBI, 40 BB, and 21 SB in 101 games over 2 seasons in Cuba's major league, Serie Nacional...Spent both the 2012-13 and 2013-14 seasons with Elefantes de Cienfuegos, posting a career .388 OBP...Appeared exclusively at 2B...Represented Cuba at the 18U World Championships in Taiwan in September 2013...Also played for Cuba in the World Port Tournament in the Netherlands (July 2013), the 16U World Championships in Mexico in August 2011, and the COPABE Pan American 16U Championship in Mexico in October 2010...Established residency in Guatemala before signing with the Red Sox.

YEAR	CLUB	AVG	G	AB	R	H	2B	3B	HR	RBI	SH	SF	HP	BB	SO	SB	CS	E
2015	Greenville	.278	81	306	61	85	19	3	8	38	2	3	10	42	83	49	3	23

### MONGE, Joseph Payne

OF

**HT:** 6-0; **WT:** 185; **BATS:** Right; **THROWS:** Right; **BORN:** 5/18/1995 in Bronx, NY; **RESIDES:** San Juan, PR; **SIGNED BY:** Edgar Perez; **ACQUIRED:** Red Sox 17th pick (17th round, 503rd overall) in the 2013 June Draft.

**2015:** Spent entire season with Single-A Greenville...Ranked 2nd on the club in steals (22)...Stole 11 bases before being caught...Hit .272 (52-for-191) in the 2nd half of the season...**2014:** Combined with the GCL Red Sox and Short-A Lowell to hit .280 (49-for-175) in 50 games...Committed only 1 error in 113 chances (.991) in the OF...Produced a .390 OBP and .453 SLG in the GCL before being transferred to Lowell on 7/23...Hit .313 (21-for-67) in his final 18 games with the Spinners...Went 5-for-5 on 8/17 at Hudson Valley...Following the season, played in 11 games for San Juan of the Puerto Rican Winter League...**2013:** Made pro debut with the GCL Red Sox...**PERSONAL:** Attended the Carlos Beltran Baseball Academy (PR).

## Minor League Players, Continued

YEAR	CLUB	AVG	G	AB	R	H	2B	3B	HR	RBI	SH	SF	HP	BB	SO	SB	CS	E
2013	GCL Red Sox	.225	39	111	18	25	5	0	0	10	1	0	3	9	31	7	6	0
2014	GCL Red Sox	.266	19	64	19	17	4	1	2	17	0	0	4	9	14	5	1	1
	Lowell	.288	31	111	17	32	9	1	0	10	3	3	4	3	31	4	2	0
2015	Greenville	.241	109	373	46	90	23	3	2	37	10	3	4	21	89	22	4	8
<b>Minor League Totals</b>		<b>.249</b>	<b>198</b>	<b>659</b>	<b>100</b>	<b>164</b>	<b>41</b>	<b>5</b>	<b>4</b>	<b>74</b>	<b>14</b>	<b>6</b>	<b>15</b>	<b>42</b>	<b>165</b>	<b>38</b>	<b>13</b>	<b>9</b>

### MOORE, Benjamin Cole (Ben)

C

**HT:** 6-1; **WT:** 215; **BATS:** Right; **THROWS:** Right; **BORN:** 9/22/1992 in Denver, CO; **RESIDES:** Cullman, AL; **SIGNED BY:** Danny Watkins; **ACQUIRED:** Red Sox 9th pick (8th round, 254th overall) in the 2014 June Draft.

**2015:** Played in only 24 games before suffering a right ACL tear that ended his season...Named a South Atlantic League mid-season All-Star...Threw out 11 of 42 (26%) attempted base stealers...Batted .333 vs. LHP (16-for-48) and .304 vs. RHP (14-for-46)...Hit .394 (26-for-66) in his final 16 games beginning 4/26, recording multiple hits in 8 of those...Was 3-for-5 with 3 2B on 5/3 at Hagerstown...Removed from the game on 5/27 at Augusta and placed on the DL the following day...Missed the remainder of the season...**2014:** Made pro debut with the GCL Red Sox, playing in 28 games and producing a .408 OBP...**PERSONAL:** Played baseball for 3 seasons (2012-14) at the University of Alabama, playing in all 179 of the team's games during his time at the school and starting each of the last 178...Attended Cullman (AL) High School, setting the school's single-season records in AVG (.506), HR (22), 2B (27), RBI (83), hits (86), and runs (77) as a senior in 2011...Also played football and ran for 2,036 yards as a senior, the 2nd-highest single-season total in school history.

YEAR	CLUB	AVG	G	AB	R	H	2B	3B	HR	RBI	SH	SF	HP	BB	SO	SB	CS	E
2014	GCL Red Sox	.288	28	80	20	23	4	1	0	16	0	1	5	12	12	1	0	5
2015	Greenville	.319	24	94	16	30	8	1	0	9	1	1	1	5	13	3	0	0
<b>Minor League Totals</b>		<b>.305</b>	<b>52</b>	<b>174</b>	<b>36</b>	<b>53</b>	<b>12</b>	<b>2</b>	<b>0</b>	<b>25</b>	<b>1</b>	<b>2</b>	<b>6</b>	<b>17</b>	<b>25</b>	<b>4</b>	<b>0</b>	<b>5</b>

### NOVIELLO, Andrew Murphy

C

**HT:** 6-0; **WT:** 195; **BATS:** Left; **THROWS:** Right; **BORN:** 10/24/1996 in Boston, MA; **RESIDES:** Raynham, MA; **SIGNED BY:** Ray Fagnant; **ACQUIRED:** Red Sox 24th pick (25th round, 741st overall) in the 2015 June Draft.

**2015:** Made professional debut and spent entire season with the GCL Red Sox...Played no defensive position other than catcher...Threw out 2 of 13 (15%) attempted base stealers...Scored a run in 7 of his final 14 appearances...**PERSONAL:** Attended Bridgewater-Raynham Regional HS (MA)...Pitched and caught, leading the team in AVG (.490), HR (6), RBI (21), and OBP (.621) in 2015...Helped B-R win the 2013 MIAA Division I State Championship.

YEAR	CLUB	AVG	G	AB	R	H	2B	3B	HR	RBI	SH	SF	HP	BB	SO	SB	CS	E
2015	GCL Red Sox	.132	18	38	7	5	2	0	0	1	1	0	0	7	15	0	0	2

### NUNEZ, Jhon Manuel

C

**HT:** 5-9; **WT:** 180; **BATS:** Switch; **THROWS:** Right; **BORN:** 12/5/1994 in Villa Gonzalez, DR; **RESIDES:** Villa Gonzalez, DR; **SIGNED BY:** Manny Nanita; **ACQUIRED:** Signed as an international free agent, 12/3/2012.

**2015:** Spent entire season with Short-A Lowell, ranking T-2nd on the club in 3B (3)...Threw out 12 of 30 (40%) attempted base stealers...Hit .286 with a .385 OBP and .446 SLG in his final 18 games beginning 7/19 (16-for-56, 9 BB, 11 R, 3 2B, 3 3B)...**2014:** Began the season on the DL and was reinstated on 6/30...Hit .353 (12-for-34) in his final 13 games...**2013:** In his 1st pro season, ranked among DSL Red Sox leaders in games (T-3rd, 60), runs (3rd, 32), and SB (2nd, 16)...Threw out 34% (25 of 73) of attempted base stealers...Named Red Sox Minor League Base Stealer of the Month for June after going 8-for-9 in SB attempts over 21 games.

YEAR	CLUB	AVG	G	AB	R	H	2B	3B	HR	RBI	SH	SF	HP	BB	SO	SB	CS	E
2013	DSL Red Sox	.240	60	200	32	48	6	3	0	16	2	2	3	26	23	16	8	6
2014	GCL Red Sox	.293	16	41	6	12	4	0	0	4	0	1	0	6	8	0	1	0
2015	Lowell	.204	35	108	14	22	3	3	0	11	4	3	2	14	24	5	0	5
<b>Minor League Totals</b>		<b>.235</b>	<b>111</b>	<b>349</b>	<b>52</b>	<b>82</b>	<b>13</b>	<b>6</b>	<b>0</b>	<b>31</b>	<b>6</b>	<b>6</b>	<b>5</b>	<b>46</b>	<b>55</b>	<b>21</b>	<b>9</b>	<b>11</b>

### OCKIMEY, Joshua Michael (Josh)

1B

**HT:** 6-1; **WT:** 220; **BATS:** Left; **THROWS:** Right; **BORN:** 10/18/1995 in Philadelphia, PA; **RESIDES:** Philadelphia, PA; **SIGNED BY:** Chris Calcinio; **ACQUIRED:** Red Sox 6th pick (5th round, 164th overall) in the 2014 June Draft.

**2015:** Spent entire season with Short-A Lowell...Named a New York-Penn League mid-season All-Star...Ranked T-4th in the NYPL in RBI (38) and 3rd in strikeouts (78)...Led the Spinners in RBI and ranked among club leaders in runs (2nd, 30), 2B (3rd, 13), 3B (T-2nd, 3), HR (3rd, 4), total bases (3rd, 84), and BB (T-2nd, 25)...Hit .300 with RISP (21-for-70)...Posted a .349 OBP...Played no defensive position other than 1B...Following the season, ranked by *Baseball America* as the No. 23 prospect in the SO organization...In his 1st game of the season on 6/19 at Vermont, went 3-for-5 with 2 2B, 3B, and a season-high 4 RBI...On 8/1 at State College, went 4-for-4 with 2 3B, 2B, RBI, and 2 runs...**2014:** Made 28 starts at 1B in pro debut with the GCL Red Sox...**PERSONAL:** Attended S.S. Neumann & Goretti Catholic (PA) High School, where his uniform number (30) was retired...Hit .411 with 13 HR and 100 RBI in his career, leading his club to 3 Catholic League titles...Named CL Blue Division MVP as a senior...Had committed to play baseball at Indiana University.

YEAR	CLUB	AVG	G	AB	R	H	2B	3B	HR	RBI	SH	SF	HP	BB	SO	SB	CS	E
2014	GCL Red Sox	.188	36	112	17	21	3	1	0	10	0	1	3	14	37	1	0	6
2015	Lowell	.266	56	199	30	53	13	3	4	38	0	3	2	25	78	2	2	13
<b>Minor League Totals</b>		<b>.238</b>	<b>92</b>	<b>311</b>	<b>47</b>	<b>74</b>	<b>16</b>	<b>4</b>	<b>4</b>	<b>48</b>	<b>0</b>	<b>4</b>	<b>5</b>	<b>39</b>	<b>115</b>	<b>3</b>	<b>2</b>	<b>19</b>

## Minor League Players, Continued

### OLIVERAS, Rafael

INF/OF

**HT:** 5-10; **WT:** 190; **BATS:** Right; **THROWS:** Right; **BORN:** 1/4/1995 in Ponce, PR; **RESIDES:** Yauco, PR; **SIGNED BY:** Edgar Perez; **ACQUIRED:** Red Sox 35th pick (35th round, 1,043rd overall) in the 2013 June Draft.

**2015:** Spent entire season with the GCL Red Sox...Ranked among club leaders in runs (T-3rd, 20), hits (3rd, 38), and BB (T-1st, 24)...Posted a .354 OBP...Started 18 games at 2B, 17 at 3B, and 4 at SS...Made the first 2 pitching appearances of his career on 7/3 (1.2 IP, L, 2 H, R, HBP, BB) and 8/7 (0.2 IP, SV, SO) at the GCL Twins...Reached base in 14 consecutive games from 7/31-8/22...Went 4-for-11 with an RBI in the postseason, delivering the game-winning RBI in the Sox' semifinal win over the GCL Cardinals...**2014:** Spent entire season with the GCL Red Sox...Played his first 24 games at 2B, but started in LF in 14 of his final 15...**2013:** Appeared in 7 games between the Red Sox' DSL and GCL affiliates.

YEAR	CLUB	AVG	G	AB	R	H	2B	3B	HR	RBI	SH	SF	HP	BB	SO	SB	CS	E
2013	DSL Red Sox	.000	3	5	0	0	0	0	0	0	0	0	0	0	3	0	0	0
	GCL Red Sox	.000	4	6	0	0	0	0	0	0	0	0	0	0	1	0	0	0
2014	GCL Red Sox	.260	39	127	23	33	4	0	0	14	4	1	4	17	18	3	1	3
2015	GCL Red Sox	.248	41	153	20	38	2	0	1	11	1	2	2	24	34	2	1	6
<b>Minor League Totals</b>		<b>.244</b>	<b>87</b>	<b>291</b>	<b>43</b>	<b>71</b>	<b>6</b>	<b>0</b>	<b>1</b>	<b>25</b>	<b>5</b>	<b>3</b>	<b>6</b>	<b>43</b>	<b>56</b>	<b>5</b>	<b>2</b>	<b>9</b>

### O'SULLIVAN, Sean Daniel - See Page 183

RHP

### PENNINGTON, Joshua Steven (Josh)

RHP

**HT:** 6-0; **WT:** 185; **BATS:** Right; **THROWS:** Right; **BORN:** 7/6/1995 in Wilmington, DE; **RESIDES:** Cape May, NJ; **SIGNED BY:** Ray Fagnant; **ACQUIRED:** Red Sox 30th pick (29th round, 884th overall) in the 2014 June Draft.

**2015:** Made professional debut and spent entire season with the GCL Red Sox...Held opponents to a .218 AVG (17-for-78) and .244 SLG...Allowed only 2 XBH (2 2B)...Surrendered 1 ER or fewer in each of his 7 outings, giving up 0 ER in 5 of them...Opponents hit .074 with RISP (2-for-27)...Following the season, ranked by *Baseball America* as the No. 29 prospect in the Sox organization...**2014:** Missed entire season on the disabled list...**PERSONAL:** Attended Lower Cape May Regional (NJ) High School...Had committed to play baseball at St. John's University.

YEAR	CLUB	W-L	ERA	G	GS	CG	SHO	SV	IP	H	R	ER	HR	HB	BB	SO	WP	BK
2014									Did Not Pitch Due to Injury									
2015	GCL Red Sox	2-1	0.82	7	6	0	0	0	22.0	17	3	2	0	0	13	22	1	1

### PEREZ, Andrew Patrick (Andy)

INF

**HT:** 6-0; **WT:** 180; **BATS:** Right; **THROWS:** Right; **BORN:** 2/23/1993 in Atlanta, GA; **RESIDES:** Roswell, GA; **SIGNED BY:** Todd Gold; **ACQUIRED:** Signed as a non-drafted free agent, 7/16/2015.

**2015:** Made professional debut and spent entire season with the GCL Red Sox...Ranked 3rd on the club in RBI (18)...Led the Sox with a .355 AVG and .431 OBP (min. 75 AB)...Appeared defensively at 2B (17 G) and 3B (2 G)...Did not commit an error in 69 total chances at 2B...Hit .404 (19-for-47) with runners on, including .500 (12-for-24) with RISP and .667 (4-for-6) with the bases loaded...Went 6-for-14 (.429) vs. LHP and hit .342 (27-for-79) against righties...Reached base in 23 of his 25 games with an AB, hitting safely in 20 of them...Recorded four 3-hit games...Walked 12 times against only 8 SO...Made his 1st professional start on 7/21 at the GCL Rays (3-for-4, 3 RBI, 2 R, 2B, SB)...Reached base in each of his final 17 games beginning 8/7, batting .397 with a .468 OBP in that time (25-for-63, 7 BB, 2 HBP)...Went 2-for-4 with 2 runs and a BB in Game 1 of the GCL Finals...Went 1-for-3 and scored the only run in Game 2, helping the Sox claim their 2nd straight GCL title...**PERSONAL:** Hit .289 (224-for-776) with 39 2B, 8 3B, 9 HR, 130 runs, and 84 RBI in 205 games over 4 seasons at Duke University...Graduated with a degree in psychology...As a senior in 2015, set the program single-season SB record (35), led ACC 2nd basemen in fielding percentage (.995, 1 E, 208 TC), and was the only Blue Devil to start each of the club's 53 games...Finished his career ranked 3rd in Duke history with 79 SB...In 2013, became the 1st Duke 2B to earn All-ACC honors since Quinton McCracken in 1992...Was a standout on the baseball and football teams at Marist School (GA).

YEAR	CLUB	AVG	G	AB	R	H	2B	3B	HR	RBI	SH	SF	HP	BB	SO	SB	CS	E
2015	GCL Red Sox	.355	26	93	14	33	3	1	0	18	1	2	2	12	8	3	3	2

### PIMENTEL, Yankory Miguel

RHP

**HT:** 6-2; **WT:** 225; **BATS:** Right; **THROWS:** Right; **BORN:** 9/29/1993 in Santo Domingo, DR; **RESIDES:** Santo Domingo, DR; **SIGNED BY:** Manny Nanita; **ACQUIRED:** Signed as an international free agent, 10/9/2011.

**2015:** Posted a sub-3.00 ERA for the 4th consecutive season...Led the GCL Red Sox in saves (6), games finished (11), appearances (tied, 16), and strikeouts (42), also ranking T-3rd in wins (4)...Ranked 2nd among GCL relievers in SO/9.0 IP (11.22) and T-4th in saves...13 of his 17 appearances between the GCL and Short-A Lowell were scoreless...Held opponents to a .290 SLG, allowing only 6 XBH (6 2B)...Had a 6.3 SO/BB ratio, including a 15.0 mark in his final 8 appearances (30 SO, 2 BB)...Did not allow an ER in any of his 7 save opportunities (13.0 IP, 2 R)...Recorded a 16.0-inning scoreless streak without walking a batter over 5 appearances from 7/29-8/18 (24 SO)...Made his lone start on 8/8 vs. the Twins (4.0 IP, 4 H, 5 SO)...Allowed only 1 hit in 3.0 scoreless innings in Game 1 of the GCL Finals against the Blue Jays (3 SO)...Transferred to Lowell on 9/3 and made his lone appearance on 9/6 vs. Vermont, recording a perfect 9th inning (2 SO)...**2014:** Made domestic debut with the GCL Red Sox...Held opponents to a .225 AVG (27-for-120)...Did not allow a HR all season...Produced 16.0 consecutive scoreless innings from 7/5-8/7, going 2-0 with a .123 opponent AVG (7-for-57) in that span...Did not walk a batter in a 7-game span from 7/17-8/20 (18.2 IP, 15 SO)...**2013:** Made a team-high 14 starts for the DSL Red Sox...Ranked among team leaders in wins (T-2nd, 5), IP (1st, 68.2), and SO (5th, 40)...**2012:** Made pro debut with the DSL Sox...Surrendered just 1 ER over 19.2 IP in July (0.46 ERA).

Player Development

## Minor League Players, Continued

YEAR	CLUB	W-L	ERA	G	GS	CG	SHO	SV	IP	H	R	ER	HR	HB	BB	SO	WP	BK
2012	DSL Red Sox	1-0	2.76	12	0	0	0	1	32.2	28	13	10	1	0	15	30	2	0
2013	DSL Red Sox	5-4	2.26	14	14	0	0	0	68.2	59	24	20	2	2	12	40	3	0
2014	GCL Red Sox	3-0	2.93	13	0	0	0	1	30.2	27	13	10	0	1	7	25	1	0
2015	GCL Red Sox	4-0	1.60	16	1	0	0	6	33.2	32	9	6	0	0	7	42	1	1
	Lowell	0-0	0.00	1	0	0	0	0	1.0	0	0	0	0	0	0	2	0	0
<b>Minor League Totals</b>		<b>13-4</b>	<b>2.48</b>	<b>56</b>	<b>15</b>	<b>0</b>	<b>0</b>	<b>8</b>	<b>166.2</b>	<b>146</b>	<b>59</b>	<b>46</b>	<b>3</b>	<b>3</b>	<b>41</b>	<b>139</b>	<b>7</b>	<b>1</b>

### POLANCO, Jhonny Teolfino

RHP

**HT:** 6-3; **WT:** 195; **BATS:** Right; **THROWS:** Right; **BORN:** 4/28/1992 in Ciudad Dario de Matagalpa, Nicaragua; **RESIDES:** Ciudad Dario de Matagalpa, Nicaragua; **SIGNED BY:** Crysthian Blanco (Cardinals); **ACQUIRED:** Selected in the Triple-A phase of the Rule 5 Draft, 12/10/2015.

**2015:** In his 7th and final season in the Cardinals organization, combined at 3 levels to go 3-6 with a 4.16 ERA (33 ER/71.1 IP) and .225 opponent AVG (58-for-258) in 37 appearances (6 starts)...Averaged 8.96 SO/9.0 IP...As a reliever, posted a 3.11 ERA, .205 opponent AVG, and 11.07 SO/9.0 IP (46.1 IP, 16 ER, 57 SO, 34-for-166)...Began the season with Single-A Peoria and made his first 19 appearances out of the bullpen...Allowed no hits or runs in 4 consecutive games from 5/14-22 (4.2 IP)...Made 5 starts from 6/21-7/15...Earned the win and allowed only 1 hit in 6.0 scoreless innings on 7/15 vs. Beloit (3 BB, 8 SO)...Returned to the bullpen and transferred to High-A Palm Beach on 8/14...Made his final start on 8/20 vs. St. Lucie (2.2 IP, 5 ER)...Transferred to Double-A Springfield on 9/2...Recorded 2.0 perfect innings in his final appearance on 9/6 vs. Tulsa...**2014:** Spent entire season with Single-A Peoria, ranking 2nd on the club in appearances (37)...Ranked 9th among Cardinals minor leaguers in SO/9.0 IP (11.15)...Had the 2nd-lowest opponent AVG among Midwest League relievers (.176, 35-for-199)...Did not allow a HR (234 BF)...Held opponents to a .191 SLG, allowing only 3 XBH (all 2B)...Allowed 7 ER in 5.0 IP in his first 5 outings, but posted a 1.03 ERA (6 ER/52.1 IP) from 5/14 through the end of the season...30 of his 37 appearances were scoreless and 15 were hitless...Made 11 consecutive scoreless appearances from 6/13-7/25 (17.1 IP, 5 H)...**2013:** Went 6-4 with a 3.42 ERA (21 ER/55.1 IP) between Short-A State College and Single-A Peoria...Ranked T-5th among NYPJ pitchers in appearances (22), 14 of which were scoreless...**2012:** Spent majority of season with the GCL Cardinals, where he posted a 0.73 ERA (1 ER/12.1 IP) as a reliever...Did not surrender a run in his first 7 appearances of the season (10.0 IP)...Transferred to Single-A Quad Cities on 8/28 and made a quality start in his lone appearance with the Bandits on 8/29 vs. Kane County...Following the season, made 1 appearance for Nicaragua in a World Baseball Classic Qualifier game against Panama (1.0 IP, H, R, SO)...**2011:** Spent entire season with the DSL Cardinals...**2010:** Spent entire season with the VSL Cardinals...Allowed 0 runs in his final 9.2 IP...**2009:** Made professional debut with the VSL Cardinals.

YEAR	CLUB	W-L	ERA	G	GS	CG	SHO	SV	IP	H	R	ER	HR	HB	BB	SO	WP	BK
2009	VSL Cardinals	0-0	10.61	9	0	0	0	0	9.1	12	11	11	0	3	10	2	4	0
2010	VSL Cardinals	2-1	3.62	14	0	0	0	1	27.1	26	16	11	1	5	19	19	3	2
2011	DSL Cardinals	3-2	4.33	8	6	0	0	0	35.1	31	19	17	1	7	20	30	7	0
2012	GCL Cardinals	1-3	1.91	15	7	0	0	4	33.0	27	12	7	1	6	13	38	0	2
	Quad Cities	0-0	4.50	1	1	0	0	0	6.0	8	3	3	0	0	3	2	1	0
2013	Peoria	2-1	5.09	8	0	0	0	0	17.2	19	11	10	2	3	9	22	0	0
	State College	4-3	2.63	22	0	0	0	1	37.2	34	14	11	2	4	14	44	4	0
2014	Peoria	4-1	2.04	37	0	0	0	0	57.1	35	15	13	0	2	30	71	3	2
2015	Peoria	3-4	3.57	30	5	0	0	1	58.0	46	26	23	6	4	30	69	4	0
	Palm Beach	0-2	6.75	5	1	0	0	0	10.2	11	8	8	0	1	7	7	0	1
	Springfield	0-0	6.75	2	0	0	0	0	2.2	1	2	2	0	0	3	1	0	0
<b>Minor League Totals</b>		<b>19-17</b>	<b>3.54</b>	<b>151</b>	<b>20</b>	<b>0</b>	<b>0</b>	<b>7</b>	<b>295.0</b>	<b>250</b>	<b>137</b>	<b>116</b>	<b>13</b>	<b>35</b>	<b>158</b>	<b>305</b>	<b>26</b>	<b>7</b>

### POLICE, Antonio

RHP

**HT:** 6-1; **WT:** 180; **BATS:** Right; **THROWS:** Right; **BORN:** 2/12/1998 in Guaymate, DR; **RESIDES:** San Pedro de Macoris, DR; **SIGNED BY:** Jonathan Cruz and Eddie Romero; **ACQUIRED:** Signed as an international free agent, 11/4/2015.

**PERSONAL:** Is scheduled to make his professional debut in 2016.

### POYNER, Robert William (Bobby)

LHP

**HT:** 6-0; **WT:** 220; **BATS:** Left; **THROWS:** Left; **BORN:** 12/1/1992 in West Palm Beach, FL; **RESIDES:** Wellington, FL; **SIGNED BY:** Stephen Hargett; **ACQUIRED:** Red Sox 13th pick (14th round, 411th overall) in the 2015 June Draft.

**2015:** Spent entire season with Short-A Lowell, leading the Spinners in appearances (17), saves (10), and games finished (15)...Ranked T-1st in the Red Sox organization and 5th in the New York-Penn League in saves...Walked only 2 batters in 23.2 IP (22 SO)...Allowed 2 runs or fewer in each of his outings, and 1 run or fewer in 16 of 17...Made 11 scoreless appearances...Did not walk a batter in 13 appearances from 7/8-8/25 (19.1 IP, 19 SO)...**PERSONAL:** Played baseball for 4 seasons at the University of Florida...Was a 3-time SEC Academic Honor Roll recipient as a finance major...Went 14-10 with a 3.10 ERA (62 ER/180.0 IP) in 89 appearances (15 starts)...Was a part of 2 College World Series teams (2012, 2015) and helped the Gators claim the 2014 SEC Championship and 2015 SEC Tournament title...In 9 career NCAA tournament games, recorded 12 SO and no BB while posting a 1.17 ERA (2 ER/15.1 IP)...Attended Palm Beach Central HS (FL), where he was named the team's best pitcher in 2010 and the MVP in 2011.

YEAR	CLUB	W-L	ERA	G	GS	CG	SHO	SV	IP	H	R	ER	HR	HB	BB	SO	WP	BK
2015	Lowell	1-2	2.28	17	0	0	0	10	23.2	29	7	6	3	1	2	22	0	0

## Minor League Players, Continued

### PROCYSHEN, Jordan

C

**HT:** 5-10; **WT:** 210; **BATS:** Left; **THROWS:** Right; **BORN:** 3/11/1993 in Guelph, Ontario, Canada; **RESIDES:** Highland Heights, KY; **SIGNED BY:** John Pyle; **ACQUIRED:** Red Sox 15th pick (14th round, 434th overall) in the 2014 June Draft.

**2015:** Hit .253 (78-for-308) with a .336 OBP between Single-A Greenville (51 G) and High-A Salem (38 G)...Named a South Atlantic League mid-season All-Star...Ranked by *Baseball America* as the SAL's best defensive catcher...Caught 40 of 122 (33%) attempted base stealers...Threw out 20 runners at each level...Hit .324 (36-for-111) in his final 33 games for the Drive (5/9-6/21)...Was the starting catcher in the SAL All-Star Game (0-for-1, BB)...Transferred to Salem on 6/25...Went 2-for-4 with 2 RBI and a BB in his High-A debut on 6/26 vs. Frederick...Placed on the DL from 7/24-30...**2014:** Made pro debut, combining with Short-A Lowell and Greenville to hit .274 (23-for-84)...Caught 8 of 32 (25%) attempted base stealers...**PERSONAL:** Played baseball for 2 seasons (2012-13) at Northeastern Junior College in Sterling, CO...Hit .418 in 2013, tying for the national lead in HR (15)...Transferred to Northern Kentucky University, starting all 51 of the team's games and leading the club in HR (10) in 2014...Graduated in 2011 from Holy Trinity Academy in Okotoks, Alberta...Was a member of the Canadian Junior National team.

YEAR	CLUB	AVG	G	AB	R	H	2B	3B	HR	RBI	SH	SF	HP	BB	SO	SB	CS	E
2014	Lowell	.259	19	54	3	14	3	0	0	6	0	1	0	7	6	0	1	1
	Greenville	.300	9	30	2	9	1	0	1	3	0	0	0	3	8	0	0	2
2015	Greenville	.285	51	179	22	51	8	0	2	28	1	2	5	16	32	3	2	10
	Salem	.209	38	129	9	27	5	0	0	11	2	1	1	18	22	1	2	2
<b>Minor League Totals</b>		<b>.258</b>	<b>117</b>	<b>392</b>	<b>36</b>	<b>101</b>	<b>17</b>	<b>0</b>	<b>3</b>	<b>48</b>	<b>3</b>	<b>4</b>	<b>6</b>	<b>44</b>	<b>68</b>	<b>4</b>	<b>5</b>	<b>15</b>

### QUEVEDO, Heri Alberto

RHP

**HT:** 6-2; **WT:** 225; **BATS:** Right; **THROWS:** Right; **BORN:** 6/7/1990 in Bona0, DR; **RESIDES:** Bona0, DR; **SIGNED BY:** Manny Nanita and Eddie Romero; **ACQUIRED:** Signed as an international free agent, 6/23/2012.

**2015:** Limited to 19 appearances (8 starts) with Double-A Portland due to a DL stint from 4/9-6/5...Had a 2.86 ERA and .243 opponent AVG as a reliever (28.1 IP, 9 ER, 25 H), compared to a 7.94 ERA and .331 opponent AVG as a starter (28.1 IP, 25 ER, 40 H)...Made 4 consecutive scoreless appearances from 7/17-30 (10.0 IP, 3 H)...Earned the save in his only chance of the season, a scoreless outing on 8/26 vs. New Hampshire (3.2 IP, H, BB, 4 SO)...**2014:** Combined with Short-A Lowell and High-A Salem to go 6-4 with a 6.36 ERA (53 ER/75.0 IP) in 15 appearances (13 starts)...Began the season on the DL and was reinstated on 7/13...Following the season, made 7 relief appearances for Oriente of the Dominican Winter League, 6 of which were scoreless...**2013:** Spent most of the season with Salem, appearing in 23 games (11 GS)...Placed on the DL 5/30-6/27 and made 1 rehab start with Short-A Lowell on 6/23...Had 3 straight scoreless appearances (14.1 IP) from 7/9-20...Tossed 7.0 shutout innings for the win in Game 1 of the Mills Cup Finals at Potomac en route to Salem's championship...**2011-12:** Did not play...**2010:** Made professional debut with the Dominican Summer League Yankees 1.

YEAR	CLUB	W-L	ERA	G	GS	CG	SHO	SV	IP	H	R	ER	HR	HB	BB	SO	WP	BK
2010	DSL Yankees 1	0-1	6.75	3	3	0	0	0	9.1	10	9	7	0	0	8	8	1	0
2013	Lowell	0-0	0.00	1	1	0	0	0	2.0	3	0	0	0	0	1	2	0	0
	Salem	6-5	4.18	23	11	0	0	2	97.0	84	52	45	4	5	52	91	9	1
2014	Lowell	5-3	7.17	11	9	0	0	0	54	65	45	43	8	3	20	40	9	1
	Salem	1-1	4.29	4	4	0	0	0	21	22	11	10	0	1	6	25	1	1
2015	Portland	0-5	5.40	19	8	0	0	1	56.2	65	38	34	6	2	36	45	3	0
<b>Minor League Totals</b>		<b>12-15</b>	<b>5.21</b>	<b>61</b>	<b>36</b>	<b>0</b>	<b>0</b>	<b>3</b>	<b>240.0</b>	<b>249</b>	<b>155</b>	<b>139</b>	<b>18</b>	<b>11</b>	<b>123</b>	<b>211</b>	<b>23</b>	<b>3</b>

### RAMOS, Henry

OF

**HT:** 6-2; **WT:** 220; **BATS:** Switch; **THROWS:** Right; **BORN:** 4/15/1992 in Maunabo, PR; **RESIDES:** Maunabo, PR; **SIGNED BY:** Edgar Perez; **ACQUIRED:** Red Sox 7th pick (5th round, 173rd overall) in the 2010 June Draft.

**2015:** Limited to 37 games with Double-A Portland due to a pair of DL stints...Played in only 5 games before going on the DL on 4/16...Combined to hit .306 (11-for-36) with 5 BB between the GCL Red Sox (8 G) and Short-A Lowell (3 G) during a rehab assignment...Reinstated from the DL and returned to Portland on 7/8...Posted a .309 AVG/.398 OBP/.432 SLG line in 24 games from 7/19-8/19 (25-for-81, 10 2B, 12 BB)...Returned to the DL on 8/20 and missed the remainder of the season...For Portland, made 29 starts in RF, 7 in CF, and 1 in LF...Following the season, appeared in 40 games for Caguas of the Puerto Rican Winter League...**2014:** Placed on the DL on 5/29 and missed the remainder of the season after appearing in 48 games with Portland...At time of injury, ranked 7th in the Eastern League in AVG (.328) and hits (tied, 59)...Reached base safely via hit, BB, or HBP in 41 of 48 games...Played primarily RF (39 G), also appearing in CF (7 G) and LF (1 G)...Following the season, ranked by *Baseball America* as having the best OF arm among Red Sox minor leaguers...Played in 32 games for Caguas of the PRWL...**2013:** Ranked among High-A Salem leaders in games (2nd, 129), runs (1st, 69), hits (2nd, 118), 2B (3rd, 27), 3B (T-1st, 7), HR (2nd, 12), and RBI (2nd, 55)...Tied for the 3rd-most 3B in the Carolina League...Had a 15-game hit streak from 6/25-7/11 at .338 (22-for-65, 6 2B, 2 HR, 9 RBI)...Went 6-for-21 (.286, 2B, 4 RBI, BB) during Salem's postseason run to the Mills Cup Championship...After the season, played in 40 games for Ponce of the PRWL...**2012:** Played in a team-high 122 games in his return to Single-A Greenville...Placed among club leaders in runs (T-3rd, 61), hits (3rd, 112), 2B (4th, 24), 3B (T-2nd, 4), HR (3rd, 8), RBI (3rd, 63), and total bases (3rd, 168)...After the season, hit .286 (28-for-98) with 11 2B in 33 regular-season games and .318 (14-for-44) in 14 playoff contests for Ponce of the PRWL...**2011:** Appeared in 52 games for Greenville in CF, 29 in RF, and 5 at DH...Hit safely in 15 consecutive games at a .393 clip (24-for-61) for the Drive from 7/4-22...After the season, batted .273 (9-for-33) in 18 games with Ponce of the PRWL...**2010:** Hit .281 (45-for-160) with 3 HR and 28 RBI between the GCL Red Sox and Short-A Lowell...Led Boston's GCL qualifiers in batting (.309), finished 2nd in OBP (.370) and OPS (.819), and ranked 3rd in SLG (.449)...Batted .330 (37-for-112) over his final 35 games in the GCL before joining the Spinners on 8/28...Hit .428 (18-for-42) with RISP...Named the No. 19 prospect in the GCL by *Baseball America*...Played in 23 games with Ponce of the PRWL...**PERSONAL:** Attended Alfonso Casta Martinez (PR) High School.

Player Development

## Minor League Players, Continued

YEAR	CLUB	AVG	G	AB	R	H	2B	3B	HR	RBI	SH	SF	HP	BB	SO	SB	CS	E
2010	GCL Red Sox	.309	43	136	18	42	8	1	3	26	2	3	3	12	28	12	6	4
2011	Lowell	.125	7	24	1	3	0	0	0	2	0	0	0	1	8	0	0	2
	Greenville	.262	85	332	40	87	17	4	5	43	0	3	2	17	76	15	6	7
2012	Greenville	.254	122	441	61	112	24	4	8	63	5	0	4	44	101	12	10	9
2013	Salem	.252	129	469	69	118	27	7	12	55	6	7	3	55	100	11	12	4
2014	Portland	.326	48	181	26	59	9	2	2	23	1	0	1	11	38	2	4	4
2015	Portland	.244	37	131	8	32	11	2	0	8	2	0	0	14	26	0	0	2
	GCL Red Sox	.292	8	24	4	7	0	0	0	2	0	0	1	5	3	2	0	0
	Lowell	.333	3	12	1	4	0	0	0	1	1	1	0	0	4	0	0	0
<b>Minor League Totals</b>		<b>.265</b>	<b>482</b>	<b>1750</b>	<b>228</b>	<b>464</b>	<b>96</b>	<b>20</b>	<b>30</b>	<b>223</b>	<b>17</b>	<b>14</b>	<b>14</b>	<b>159</b>	<b>384</b>	<b>54</b>	<b>38</b>	<b>32</b>

### RAMOS, Luis Antonio

LHP

**HT:** 6-1; **WT:** 215; **BATS:** Left; **THROWS:** Left; **BORN:** 6/5/1995 in Bella Vista, Panama; **RESIDES:** Pacora, Panama; **SIGNED BY:** Todd Claus and Ronaldo Pino; **ACQUIRED:** Signed as an international free agent, 3/3/2012.

**2015:** Went 4-4 with a 5.87 ERA (45 ER/69.0 IP) between Short-A Lowell (8 GS) and Single-A Greenville (7 GS)...Allowed only 1 run in 6.0 IP in consecutive starts on 6/24 at Hudson Valley (W) and 6/29 at Vermont (L, CG)...Transferred to Greenville on 8/3...Pitched 6.0 scoreless innings on 8/23 at Delmarva (5 H, BB, SO)...**2014:** Made domestic debut with the GCL Red Sox...Held lefties to a .185 AVG (5-for-27)...Allowed 0 runs in his first 13.1 IP...Produced a 0.56 ERA (1 ER/16.0 IP) in his final 4 outings...Recorded 5 scoreless outings of at least 3.0 IP...Did not allow a HR all season...**2013:** Returned to the DSL Red Sox, finishing among team leaders in wins (T-2nd, 5) and WHIP (3rd, 0.82)...**2012:** Made pro debut with the DSL Red Sox.

YEAR	CLUB	W-L	ERA	G	GS	CG	SHO	SV	IP	H	R	ER	HR	HB	BB	SO	WP	BK
2012	DSL Red Sox	0-3	9.90	9	0	0	0	0	10.0	13	14	11	1	2	6	7	0	0
2013	DSL Red Sox	5-3	2.04	12	12	0	0	0	57.1	43	18	13	0	1	4	38	1	0
2014	GCL Red Sox	4-3	2.93	12	1	0	0	0	43.0	40	15	14	0	1	7	29	5	0
2015	Lowell	1-1	4.89	8	8	1	0	0	38.2	52	23	21	3	0	9	29	2	2
	Greenville	3-3	7.12	7	7	0	0	0	30.1	45	25	24	3	2	4	20	1	0
<b>Minor League Totals</b>		<b>13-13</b>	<b>4.17</b>	<b>48</b>	<b>28</b>	<b>1</b>	<b>0</b>	<b>0</b>	<b>179.1</b>	<b>193</b>	<b>95</b>	<b>83</b>	<b>7</b>	<b>6</b>	<b>30</b>	<b>123</b>	<b>9</b>	<b>2</b>

### RAUDES, Roniel Antonio

RHP

**HT:** 6-1; **WT:** 160; **BATS:** Right; **THROWS:** Right; **BORN:** 1/16/1998 in Granada, Nicaragua; **RESIDES:** Granada, Nicaragua; **SIGNED BY:** Rafael Mendoza and Eddie Romero; **ACQUIRED:** Signed as an international free agent, 7/2/2014.

**2015:** Made professional debut, going 7-3 with a 2.81 ERA (23 ER/73.2 IP), .219 opponent AVG (59-for-270), and 0.92 WHIP in 15 appearances (14 starts) between the DSL Red Sox 1 and the GCL Red Sox...Averaged 9.65 SO/9.0 IP with an 8.78 SO/BB ratio...Led the DSL club in wins (tied, 4), strikeouts (tied, 63), and WHIP (0.91) while walking only 3 batters in 53.2 IP...Following the season, ranked by *Baseball America* as the No. 24 prospect in the Sox organization...Earned the win on 6/24 at the DSL Rockies, allowing only 1 hit and striking out 11 against 0 BB in 5.0 IP...Also earned the win without giving up a run or issuing a BB in his next outing on 6/30 at the DSL Orioles (5.0 IP, 5 H, 9 SO)...Transferred to the GCL on 8/5...Pitched 5.0 innings in each of his 4 GCL starts, 3 of which were scoreless...GCL opponents hit .191 (13-for-68), including .033 (1-for-30) with runners on base...Allowed 4 hits or fewer in each of his GCL starts...Started and earned the win in Game 2 of the GCL Finals, pitching 5.0 scoreless innings (5 H, BB, 7 SO) to help the Sox win the title against the Blue Jays.

YEAR	CLUB	W-L	ERA	G	GS	CG	SHO	SV	IP	H	R	ER	HR	HB	BB	SO	WP	BK
2015	DSL Red Sox 1	4-3	3.52	11	10	0	0	0	53.2	46	21	21	3	3	3	63	4	0
	GCL Red Sox	3-0	0.90	4	4	0	0	0	20.0	13	2	2	0	0	6	16	1	0
<b>Minor League Totals</b>		<b>7-3</b>	<b>2.81</b>	<b>15</b>	<b>14</b>	<b>0</b>	<b>0</b>	<b>0</b>	<b>73.2</b>	<b>59</b>	<b>23</b>	<b>23</b>	<b>3</b>	<b>3</b>	<b>9</b>	<b>79</b>	<b>5</b>	<b>0</b>

### RAY, Jayce Steven

OF

**HT:** 6-0; **WT:** 195; **BATS:** Left; **THROWS:** Right; **BORN:** 11/26/1989 in Sonoma, CA; **RESIDES:** Sonoma, CA; **ACQUIRED:** Signed as a minor league free agent, 10/22/2015.

**2015:** Spent entire season with the Wichita Wingnuts of the independent American Association...Recorded a .422 OBP, drawing 56 BB against only 39 SO...**2014:** Spent entire season with the Sonoma Stompers of the independent Pacific Association...Named the league's MVP after posting a .355/.483/.543 batting line in 64 games...Led the league in AVG, OBP, and OPS (1.026), HBP (16), and OF assists (10)...Also ranked among league leaders in 2B (2nd, 18), SB (T-2nd, 23), SLG (T-2nd), and runs (3rd, 62)...**2013:** Spent 1st professional season with the Windy City ThunderBolts of the independent Frontier League...Appeared in 37 games and posted a .393 OBP...**PERSONAL:** Played baseball for 2 seasons (2012-13) at the University of Washington, where he hit .309 (68-for-220) as a senior and .311 (64-for-206) as a junior...Prior to Washington, spent 3 seasons (2009-11) at Santa Rosa Junior College...Graduated in 2008 from Sonoma Valley HS (CA), where he also played basketball and football.

YEAR	CLUB	AVG	G	AB	R	H	2B	3B	HR	RBI	SH	SF	HP	BB	SO	SB	CS	E
2013	Windy City (IND)	.286	37	112	16	32	4	0	13	3	2	4	17	19	5	2	2	2
2014	Sonoma (IND)	.355	64	234	62	83	18	1	8	44	2	4	16	46	33	21	5	2
2015	Wichita (IND)	.310	89	332	57	103	15	3	1	35	6	0	8	56	39	17	9	9
<b>Independent Lg. Totals</b>		<b>.322</b>	<b>190</b>	<b>678</b>	<b>135</b>	<b>218</b>	<b>37</b>	<b>4</b>	<b>9</b>	<b>92</b>	<b>11</b>	<b>6</b>	<b>28</b>	<b>119</b>	<b>91</b>	<b>43</b>	<b>16</b>	<b>13</b>

## Minor League Players, Continued

### REI, Austin John

C

**HT:** 6-0; **WT:** 195; **BATS:** Right; **THROWS:** Right; **BORN:** 10/27/1993 in Berkeley, CA; **RESIDES:** Moraga, CA; **SIGNED BY:** Chris Pritchett; **ACQUIRED:** Red Sox 2nd pick (3rd round, 81st overall) in the 2015 June Draft.

**2015:** Made professional debut and spent entire season with Short-A Lowell...Started 31 games at catcher and 3 at DH... Threw out 9 of 36 (25%) attempted base stealers...Recorded only 1 PB in 261.0 innings...Was 8-for-24 (.333) with 2 2B and a HR against LHP...Posted a .302 AVG/.354 OBP/.535 SLG line during a 12-game on-base streak from 7/23-8/12...Following the season, rated by *Baseball America* as the top catching prospect in the Sox' system, the organization's No. 31 prospect overall, and the Sox' best defensive player in the 2015 June Draft...**PERSONAL:** Played in 100 games over 3 seasons at the University of Washington...Led the team in AVG (.330), OBP (.445), and SLG (.681) in 2015...Graduated from Campolindo HS (CA), winning the 2012 CIF North Coast Section Championship at the Oakland Coliseum...Selected by the Minnesota Twins in the 37th round of the 2012 June Draft, but did not sign...His uncle, Fran Mullins, played in the majors as an INF for the White Sox (1980), Giants (1984), and Indians (1986).

YEAR	CLUB	AVG	G	AB	R	H	2B	3B	HR	RBI	SH	SF	HP	BB	SO	SB	CS	E
2015	Lowell	.179	34	112	14	20	5	1	2	12	0	1	6	11	39	1	0	5

### REILLY, Reed Anthony

RHP

**HT:** 6-4; **WT:** 220; **BATS:** Right; **THROWS:** Right; **BORN:** 1/5/1992 in Anaheim, CA; **RESIDES:** Dana Point, CA; **SIGNED BY:** Tom Battista; **ACQUIRED:** Red Sox 8th pick (7th round, 224th overall) in the 2014 June Draft.

**2015:** Limited to 21 appearances (14 starts) with Single-A Greenville due to a pair of DL stints...Posted a 3.28 ERA (9 ER/24.2 IP) as a reliever and a 4.24 ERA (36 ER/76.1 IP) as a starter...Recorded at least 6.0 IP in 8 of his outings, allowing 2 ER or fewer in 7 of those and 0 ER in 3 of them...Earned his lone save on 5/2 at Hagerstown, facing the minimum number of batters in 4.0 IP (H, 5 SO)...Allowed 2 hits in 6.0 scoreless innings on 5/12 at Hagerstown...On the DL from 6/11-18...Pitched 6.2 scoreless innings on 7/1 at Hickory...Allowed 0 ER in 6.0 IP in his final start on 7/28 at Charleston...Returned to the DL on 7/29 and missed the remainder of the season...**2014:** Made 10 starts for Short-A Lowell in his pro debut...Walked only 6 batters in 39.1 IP (1.37 BB/9.0 IP)...Posted a 2.63 ERA (7 ER/24.0 IP) in his final 5 outings...**PERSONAL:** Played baseball for 3 seasons (2012-14) at Cal Poly San Luis Obispo after red-shirting in 2011...Earned the team's Jim Newkirk Fireman's Award as the top relief pitcher and was a 3-time All-Big West Conference 1st Team honoree...Made 85 relief appearances, going 10-7 with a 2.29 ERA...Set a school record with 27 career saves...Graduated in 2010 from JSerena Catholic (CA) High School.

YEAR	CLUB	W-L	ERA	G	GS	CG	SHO	SV	IP	H	R	ER	HR	HB	BB	SO	WP	BK
2014	Lowell	0-1	3.89	10	10	0	0	0	39.1	43	18	17	2	2	6	30	3	0
2015	Greenville	4-5	4.01	21	14	0	0	1	101.0	117	54	45	12	3	15	58	3	1
<b>Minor League Totals</b>		<b>4-6</b>	<b>3.98</b>	<b>31</b>	<b>24</b>	<b>0</b>	<b>0</b>	<b>1</b>	<b>140.1</b>	<b>160</b>	<b>72</b>	<b>62</b>	<b>14</b>	<b>5</b>	<b>21</b>	<b>88</b>	<b>6</b>	<b>1</b>

### REQUENA, Hildemaro Eloys

RHP

**HT:** 6-2; **WT:** 170; **BATS:** Right; **THROWS:** Right; **BORN:** 7/20/1997 in Maracay, VZ; **RESIDES:** Maracay, VZ; **SIGNED BY:** Rolando Pinedo and Ramon Mora; **ACQUIRED:** Signed as an international free agent, 7/20/2013.

**2015:** Spent entire season with the DSL Red Sox 1, ranking 3rd on the club with a 2.73 ERA (16 ER/52.2 IP) and 2nd with a 1.04 WHIP (min. 15.0 IP)...Held opponents to a .218 AVG (44-for-202)...Recorded at least 1 SO in each of his 16 appearances...Posted a 1.11 ERA (4 ER/32.1 IP) and .150 opponent AVG (17-for-113, 0 HR) in his final 9 outings beginning 7/3...Pitched 4.1 hitless innings on 8/8 vs. the DSL Yankees 1 (R, 2 BB, 4 SO)...**2014:** Made 5 relief appearances for the DSL Sox in his pro debut.

YEAR	CLUB	W-L	ERA	G	GS	CG	SHO	SV	IP	H	R	ER	HR	HB	BB	SO	WP	BK
2014	DSL Red Sox	1-0	1.17	5	0	0	0	0	7.2	8	5	1	0	0	7	6	7	0
2015	DSL Red Sox 1	1-4	2.73	16	0	0	0	1	52.2	44	27	16	4	3	11	35	7	0
<b>Minor League Totals</b>		<b>2-4</b>	<b>2.54</b>	<b>21</b>	<b>0</b>	<b>0</b>	<b>0</b>	<b>1</b>	<b>60.1</b>	<b>52</b>	<b>32</b>	<b>17</b>	<b>4</b>	<b>3</b>	<b>18</b>	<b>41</b>	<b>14</b>	<b>0</b>

### REYES, Deny

RHP

**HT:** 6-4; **WT:** 210; **BATS:** Right; **THROWS:** Right; **BORN:** 11/2/1996 in San Cristobal, DR; **RESIDES:** Sabana Grande de Palenque, DR; **SIGNED BY:** Manny Nanita and Eddie Romero; **ACQUIRED:** Signed as an international free agent, 7/2/2014.

**2015:** Posted the lowest unintentional BB/9.0 IP rate in the Dominican Summer League (0.36), walking only 3 batters in 75.0 IP...Led the DSL Red Sox 2 in wins (7), starts (tied, 14), innings, and WHIP (1.01, min. 25.0 IP)...Did not surrender a HR...Allowed 0 ER in at least 5.0 IP 5 times...Won his first 6 decisions, including 4 straight starts from 6/6-23...Recorded 44 SO without walking a batter in his first 9 games through 7/16...Threw 6.0 scoreless innings on 6/17 at the DSL Braves.

YEAR	CLUB	W-L	ERA	G	GS	CG	SHO	SV	IP	H	R	ER	HR	HB	BB	SO	WP	BK
2015	DSL Red Sox 2	7-1	2.88	15	14	0	0	0	75.0	73	28	24	0	4	3	63	3	0

### RIJO, Wendell Roel

2B

**HT:** 5-11; **WT:** 185; **BATS:** Right; **THROWS:** Right; **BORN:** 9/4/1995 in La Romana, DR; **RESIDES:** La Romana, DR; **SIGNED BY:** Victor Rodriguez, Jr.; **ACQUIRED:** Signed as an international free agent, 7/6/2012.

**2015:** Spent entire season with High-A Salem...Following the season, ranked by *Baseball America* as the 15th-best prospect in the Sox organization and the 19th-best prospect in the Carolina League...Led the team in runs (47), hits (105), 2B (27), and total bases (154), and ranked among leaders in games (2nd, 108), HR (T-3rd, 6), RBI (3rd, 47), BB (3rd, 34), and SB (T-2nd, 15)...Posted a .315 AVG/.376 OBP/.454 SLG line vs. LHP (34-for-108, 7 2B, 3B, 2 HR)...Had 29 multi-hit games...Recorded a .977 fielding percentage in 97 games (all starts) at 2B (11 E/487 TC)...Also made 4 starts at SS...Did not record an error in his final 33 games of the season beginning 7/29...Provided the only runs of Salem's season-opening, no-hit victory at Carolina at 4/9, hitting a 2-run HR in the 2nd inning...On the DL from 5/5-11...Reached base at least 3 times in 3 straight games from 8/4-6 (8-for-11, BB, 2 HBP)...Scored a run and reached base at least twice in each of his final 6 games

Player  
Development

## Minor League Players, Continued

of the season from 9/2-7 (10-for-24, 7 R, 2 2B, 2 HR, 9 RBI, 3 BB)...Went 2-for-5 (2B, HR) with a season-high 5 RBI on 9/3 at Lynchburg...Following the season, appeared in 3 games for Este of the Dominican Winter League...**2014:** Made full-season debut with Single-A Greenville...Led the Drive in games (111) and 2B (27), also ranking 2nd in hits (104), 3B (6), total bases (170), BB (56), and steals (16)...Following the season, ranked by *Baseball America* as the 17th-best prospect in the South Atlantic League...Led all SAL 2B in putouts (205)...Recorded his 1st multi-HR game on 7/20 vs. Asheville...Hit safely in 12 straight games from 8/10-24...**2013:** Ranked among qualifying Red Sox minor league leaders in AVG (8th, .277) and had the 5th-most 2B in the GCL (15)...Reached base in a team-high 16 straight games from 7/6-29 (.508 OBP, 22-for-53, 9 BB)...Promoted to Short-A Lowell on 9/2 for 3 games...After the year, *Baseball America* rated him the 2nd-best 2B prospect in the Red Sox farm system and the No. 9 prospect in the GCL.

YEAR	CLUB	AVG	G	AB	R	H	2B	3B	HR	RBI	SH	SF	HP	BB	SO	SB	CS	E
2013	GCL Red Sox	.271	49	170	28	46	15	0	0	20	2	3	6	22	29	15	5	5
	Lowell	.357	3	14	1	5	1	1	0	1	0	0	0	0	3	0	1	1
2014	Greenville	.254	111	409	56	104	27	6	9	46	2	2	4	56	103	16	6	21
2015	Salem	.260	108	404	47	105	27	2	6	47	7	4	6	34	94	15	7	11
<b>Minor League Totals</b>		<b>.261</b>	<b>271</b>	<b>997</b>	<b>132</b>	<b>260</b>	<b>70</b>	<b>9</b>	<b>15</b>	<b>114</b>	<b>11</b>	<b>9</b>	<b>16</b>	<b>112</b>	<b>229</b>	<b>46</b>	<b>19</b>	<b>38</b>

### RIVERA, Jeremy

INF

**HT:** 5-9; **WT:** 165; **BATS:** Switch; **THROWS:** Right; **BORN:** 1/30/1995 in Aguada, PR; **RESIDES:** Aguada, PR; **SIGNED BY:** Vaughn Williams; **ACQUIRED:** Red Sox 18th pick (17th round, 524th overall) in the 2014 June Draft.

**2015:** Spent entire season with Short-A Lowell...Led the Spinners in games (63) and ranked 2nd in hits (55) and 3rd in steals (8)...Hit .359 (23-for-64) vs. LHP...Had six 3-hit games...Played no defensive position other than SS (258 TC, 13 E, .950)...Hit .364 (28-for-77, 10 BB) with a .437 OBP during a 25-game stretch from 7/16-8/13...Following the season, appeared in 21 games for Mayaguez of the Puerto Rican Winter League...**2014:** Played in 14 games in pro debut with the GCL Red Sox, primarily at 2B...Following the season, had 1 at-bat for Mayaguez of the PRWL...**PERSONAL:** Played 1 season at El Paso Community College, batting .383 in 48 games...Attended the Carlos Beltran Baseball Academy in Puerto Rico.

YEAR	CLUB	AVG	G	AB	R	H	2B	3B	HR	RBI	SH	SF	HP	BB	SO	SB	CS	E
2014	GCL Red Sox	.178	14	45	9	8	2	0	0	6	0	0	1	5	9	2	0	1
2015	Lowell	.256	63	215	22	55	4	1	0	12	7	2	0	24	37	8	6	13
<b>Minor League Totals</b>		<b>.242</b>	<b>77</b>	<b>260</b>	<b>31</b>	<b>63</b>	<b>6</b>	<b>1</b>	<b>0</b>	<b>18</b>	<b>7</b>	<b>2</b>	<b>1</b>	<b>29</b>	<b>46</b>	<b>10</b>	<b>6</b>	<b>14</b>

### ROBERSON, Timothy Wayne (Tim)

C/1B

**HT:** 5-10; **WT:** 215; **BATS:** Right; **THROWS:** Right; **BORN:** 7/19/1989 in West Palm Beach, FL; **RESIDES:** West Palm Beach, FL; **SIGNED BY:** Laz Gutierrez; **ACQUIRED:** Signed as a non-drafted free agent, 6/16/2011.

**2015:** Limited to 57 games with Double-A Portland due to a pair of DL stints (4/9-18 and 6/2-7/5)...Earned Portland's 10th Player Award...Ranked T-2nd on the club (min. 75 AB) with a .300 AVG (65-for-217)...Posted a .458 AVG/.500 OBP/.708 SLG line vs. LHP (22-for-48, 4 2B, 3B, 2 HR)...Hit .333 (22-for-66) and slugged .576 with RISP (5 2B, 3B, 3 HR)...Threw out 5 of 20 (25%) attempted base stealers in 22 games behind the plate...Became only the 3rd player in Sea Dogs history to hit for the cycle on 5/15 at New Britain, helping Portland overcome a 10-4 deficit in a 13-11, 10-inning victory...In that game, he doubled in the 3rd inning, hit a grand slam in the 7th, singled in the 9th, and broke an 11-11 tie with a 2-run 3B in the 10th...Also had 4 hits the next day at New Britain (4-for-5)...Hit .418 and slugged .564 during a 13-game hitting streak from 7/20-8/5 (23-for-55, 5 2B, HR)...Recorded multiple hits in 5 straight games from 7/20-26...Hit a game-winning, 2-run HR on 8/18 at Altoona...**2014:** Combined with Single-A Greenville and High-A Salem to hit .231 (97-for-420) with 26 2B, 3B, 10 HR, and 52 RBI...Played primarily 1B (78 G), but also made 8 starts at catcher...Went 4-for-6 with 3 runs, 4 2B, and 7 RBI in the Drive's 21-1 win over Savannah on 6/20, marking his 1st career 4-hit game and a new career best in RBI...Hit 2 HR on 8/9 at Lexington, his 1st career multi-HR game...**2013:** Combined with Greenville and Salem to hit .284 (69-for-243)...Threw out 11 of 29 (38%) attempted base stealers...Missed the 1st month of the year on the DL (4/4-5/11)...Landed on the DL again from 6/6-14...**2012:** Returned to Short-A Lowell, throwing out 10 of 24 (42%) attempted base stealers...**2011:** Made pro debut with Lowell...Caught 5 of 28 (18%) attempted base stealers...**PERSONAL:** Hit .321 with 40 HR and 180 RBI in his career at Florida Gulf Coast University (2008-11)...Graduated from Palm Beach Central (FL) High School.

YEAR	CLUB	AVG	G	AB	R	H	2B	3B	HR	RBI	SH	SF	HP	BB	SO	SB	CS	E
2011	Lowell	.299	22	67	6	20	2	0	3	9	1	1	0	3	10	0	0	2
2012	Lowell	.203	21	69	5	14	2	0	2	7	0	2	0	5	17	0	0	1
2013	Greenville	.289	47	187	17	54	9	1	3	29	0	1	0	8	46	0	0	3
	Salem	.268	17	56	10	15	2	0	2	8	0	0	0	6	14	0	0	2
2014	Greenville	.238	71	269	29	64	16	0	8	32	0	1	2	24	64	0	0	5
	Salem	.219	40	151	17	33	10	1	2	20	0	0	0	12	41	0	0	4
2015	Portland	.300	57	217	27	65	12	1	4	30	0	0	1	13	46	1	1	2
<b>Minor League Totals</b>		<b>.261</b>	<b>275</b>	<b>1016</b>	<b>111</b>	<b>265</b>	<b>53</b>	<b>3</b>	<b>24</b>	<b>135</b>	<b>1</b>	<b>5</b>	<b>3</b>	<b>71</b>	<b>238</b>	<b>1</b>	<b>1</b>	<b>19</b>

### ROMANSKI, Jacob Matthew (Jake)

C

**HT:** 5-11; **WT:** 200; **BATS:** Right; **THROWS:** Right; **BORN:** 12/22/1990 in Riverside, CA; **RESIDES:** Corona, CA; **SIGNED BY:** Jim Woodward; **ACQUIRED:** Red Sox 14th pick (14th round, 413th overall) in the 2013 June Draft.

**2015:** Hit .264 (58-for-220) between High-A Salem and Double-A Portland...Threw out 21 of 69 (30%) attempted base stealers and posted a .995 fielding percentage in 61 games (58 starts) at catcher...Following the season, rated by *Baseball America* as the best defensive catcher in the Sox organization...Hit .308 (20-for-65) with RISP...Hit safely in 11 of 12 games from 4/16-5/3 (.409 AVG, 18-for-44)...Reached base in each of his final 19 games with Salem from 5/22-6/18, batting .292 with a .410 OBP in that time (19-for-65, 11 BB, 2 HBP)...Transferred to Portland on 6/24...Hit .351 (13-for-37) during a 10-game stretch from 6/29-7/9...Went on the DL on 7/18 and missed the remainder of the season...**2014:** Combined with



## Minor League Players, Continued

Single-A Greenville and Salem to hit .273 (97-for-355)...Caught 32 of 119 attempted base stealers (27%), including 8 of 16 (50%) with Salem...Began the season with Greenville and hit safely in his first 11 games (.319 AVG, 15-for-47)...Went 4-for-5 with 2 R, 2 2B, and 5 RBI on 4/27 vs. Lexington...Also had 5 RBI on 6/23 at Asheville...Transferred to Salem on 8/5...Went 4-for-4 with 4 2B in his final game of the season on 8/31 at Wilmington, becoming the 1st Salem player ever to record 4 2B in a game...**2013:** Made pro debut, appearing in 20 games for Short-A Lowell...Threw out 8 of 19 (42%) attempted base stealers...Missed time on the DL from 7/13-8/22...**PERSONAL:** Played baseball at San Diego State University (2012-13) and Chaffey Junior College (2010-11)...Attended Norco (CA) High School...His brother, Josh, was selected by the Brewers in the 4th round of the 2008 June Draft.

YEAR	CLUB	AVG	G	AB	R	H	2B	3B	HR	RBI	SH	SF	HP	BB	SO	SB	CS	E
2013	Lowell	.233	20	73	9	17	4	0	2	4	1	0	2	4	11	0	0	4
2014	Greenville	.270	78	300	30	81	16	2	1	44	3	3	1	24	39	10	5	7
	Salem	.291	17	55	8	16	7	0	2	9	0	0	0	1	5	1	1	0
2015	Salem	.262	47	164	19	43	9	0	0	21	1	2	3	16	21	4	3	1
	Portland	.268	16	56	4	15	1	0	1	6	0	0	0	3	6	0	0	1
<b>Minor League Totals</b>		<b>.265</b>	<b>178</b>	<b>648</b>	<b>70</b>	<b>172</b>	<b>37</b>	<b>2</b>	<b>6</b>	<b>84</b>	<b>5</b>	<b>5</b>	<b>6</b>	<b>48</b>	<b>82</b>	<b>15</b>	<b>9</b>	<b>13</b>

### ROMERO, Dioscar Fernando

**RHP**

**HT:** 6-3; **WT:** 260; **BATS:** Right; **THROWS:** Right; **BORN:** 4/17/1995 in San Cristobal, DR; **RESIDES:** San Cristobal, DR; **SIGNED BY:** Manny Narita and Craig Shipley; **ACQUIRED:** Signed as an international free agent, 10/25/2011.

**2015:** Spent entire season with Short-A Lowell, ranking among team leaders in starts (T-1st, 14), wins (T-3rd, 3), and innings (3rd, 58.0)...Held RHB to a .226 AVG (26-for-115)...Allowed 2 ER or fewer in 5 consecutive starts from 6/29-7/21 (1.82 ERA, 24.2 IP, 17 H, 5 ER)...Pitched 6.0 scoreless innings on 7/16 at Connecticut...Posted a 1.71 ERA and .178 opponent AVG in his final 4 starts beginning 8/22 (21.0 IP, 13 H, 4 ER)...**2014:** Made only 1 start for Short-A Lowell...Placed on the DL on 7/4 and missed the remainder of the season...**2013:** Limited LHB to a .190 AVG (12-for-63) with just 2 XBH (2B, 3B)...Opponents hit .184 (7-for-38) against him with RISP...**2012:** Made his pro debut with the DSL Red Sox, pacing the club and tying for the league lead with 15 starts...Also led the DSL Sox with 47 SO and ranked among team leaders in wins (T-3rd, 5), appearances (T-3rd, 15), and innings (2nd, 60.1)...Held opponents to a .214 AVG (48-for-224)...Went 5-0 with a 0.50 ERA (2 ER/35.2 IP) in 7 starts from 7/19-8/22, including not allowing an earned run over his final 4 outings (20.2 IP).

YEAR	CLUB	W-L	ERA	G	GS	CG	SHO	SV	IP	H	R	ER	HR	HB	BB	SO	WP	BK
2012	DSL Red Sox	5-4	2.69	15	15	1	1	0	60.1	48	31	18	0	3	23	47	4	0
2013	GCL Red Sox	3-1	3.93	11	4	0	0	0	34.1	32	19	15	0	3	28	22	5	0
2014	Lowell	0-0	0.00	1	1	0	0	0	3.2	1	0	0	0	0	4	3	2	0
2015	Lowell	3-3	3.72	14	14	0	0	0	58.0	52	29	24	3	4	28	36	4	1
<b>Minor League Totals</b>		<b>11-8</b>	<b>3.28</b>	<b>41</b>	<b>34</b>	<b>1</b>	<b>1</b>	<b>0</b>	<b>156.1</b>	<b>133</b>	<b>79</b>	<b>57</b>	<b>3</b>	<b>10</b>	<b>83</b>	<b>108</b>	<b>15</b>	<b>1</b>

### ROSARIO, Rainel Alexander

**OF**

**HT:** 6-1; **WT:** 185; **BATS:** Right; **THROWS:** Right; **BORN:** 3/29/1989 in Santo Domingo, DR; **RESIDES:** Sabana Perdida, DR; **SIGNED BY:** Rene Rojas (Cardinals); **ACQUIRED:** Signed as a minor league free agent, 12/17/2015.

**2015:** Hit .258 (32-for-124) in 42 games during his 2nd season with the Hiroshima Carp...Released following the season and signed by the Red Sox as a minor league free agent on 12/17...**2014:** Made his Nippon Professional Baseball debut, posting a .336/.394/.584 batting line with 13 2B, 2 3B, and 14 HR in 69 games with the Hiroshima Carp in Japan's Central League...**2013:** Did not play...**2012:** Hit .213 (82-for-385) in 121 games between High-A Palm Beach and Double-A Springfield in his 7th and final season in the Cardinals organization...**2011:** Spent entire season with Palm Beach...Recorded 9 OF assists...Went 7-for-11 (.636) with a HR with the bases loaded...Had three 4-RBI games and a pair of 2-HR performances...Hit .328 (19-for-58) during a 15-game hitting streak from 5/9-26...Hit a grand slam on 6/14 at St. Lucie...Started at 3B on 7/22 at Daytona, his 1st professional appearance at the position...Following the season, appeared in 1 game for Escogido of the Dominican Winter League...**2010:** Hit .284 (61-for-215) with a .387 OBP and .507 SLG in 64 games between Short-A Batavia and Single-A Quad Cities...Named Cardinals Minor League Player of the Month for August (27 G, .300 AVG, 9 2B, 7 HR, 23 RBI)...Hit at least 1 double in 5 straight games from 8/15-21 (9-for-18, 7 2B, 3B)...Following the season, appeared in 3 games for Escogido of the DWL...**2009:** Spent entire season with Rookie-level Johnson City, posting a .350 OBP...**2008:** Posted a .358 OBP in 51 games with the GCL Cardinals...Led the club in games (tied), runs (34), 2B (12), HR (5), BB (26), SB (9), and SLG (.426)...**2007:** Spent entire season with the GCL Cardinals...**2006:** Made 40 appearances for the DSL Cardinals in his professional debut...**PERSONAL:** Originally signed by STL as an international free agent on 4/4/06.

YEAR	CLUB	AVG	G	AB	R	H	2B	3B	HR	RBI	SH	SF	HP	BB	SO	SB	CS	E
2006	DSL Cardinals	.218	40	87	12	19	4	0	1	9	0	1	3	12	26	3	2	2
2007	GCL Cardinals	.096	28	52	4	5	1	1	0	2	0	0	1	6	26	1	0	0
2008	GCL Cardinals	.243	51	169	34	41	12	2	5	20	0	1	5	26	50	9	7	3
2009	Johnson City	.272	36	125	20	34	12	1	1	14	0	0	3	12	35	3	5	6
2010	Batavia	.321	25	78	13	25	4	0	2	9	0	1	0	9	23	0	1	0
	Quad Cities	.263	39	137	27	36	11	3	7	22	0	2	3	26	37	4	2	1
2011	Palm Beach	.270	122	455	52	123	19	6	9	70	3	5	5	40	112	15	8	3
2012	Springfield	.214	22	56	10	12	2	0	1	6	0	0	0	11	23	1	0	0
	Palm Beach	.213	99	329	25	70	16	1	2	35	0	7	3	26	84	4	3	5
2014	Hiroshima	.336	69	238	32	80	13	2	14	49	0	2	1	23	58	1	2	4
2015	Hiroshima	.258	42	124	9	32	5	0	2	12	0	0	1	11	23	1	1	3
<b>Minor League Totals</b>		<b>.245</b>	<b>462</b>	<b>1488</b>	<b>197</b>	<b>365</b>	<b>81</b>	<b>14</b>	<b>28</b>	<b>187</b>	<b>3</b>	<b>17</b>	<b>23</b>	<b>168</b>	<b>416</b>	<b>40</b>	<b>28</b>	<b>20</b>
<b>Japan Totals</b>		<b>.309</b>	<b>111</b>	<b>362</b>	<b>41</b>	<b>112</b>	<b>18</b>	<b>2</b>	<b>16</b>	<b>61</b>	<b>0</b>	<b>2</b>	<b>2</b>	<b>34</b>	<b>81</b>	<b>2</b>	<b>3</b>	<b>7</b>

### ROSENBAUM, Daniel Eric (Danny) - See Page 224

**LHP**

Player Development

## Minor League Players, Continued

### RUSCONI, Jagger Stone

INF

**HT:** 5-11; **WT:** 180; **BATS:** Switch; **THROWS:** Right; **BORN:** 7/18/1996 in Valencia, CA; **RESIDES:** Valencia, CA; **SIGNED BY:** Jim Woodward; **ACQUIRED:** Red Sox 4th pick (5th round, 141st overall) in the 2015 June Draft.

**2015:** Made professional debut and spent entire season with the GCL Red Sox...Made 8 starts at 2B and 8 at DH...Went 1-for-3 and scored a run in his debut on 6/29 vs. the Orioles...**PERSONAL:** Attended West Ranch HS (CA)...Was the Red Sox' 1st high school selection in the 2015 June Draft...Won the Home Run Derby at the National Classic in Anaheim in April 2015...Homered in his final high school game.

YEAR	CLUB	AVG	G	AB	R	H	2B	3B	HR	RBI	SH	SF	HP	BB	SO	SB	CS	E
2015	GCL Red Sox	.170	16	53	7	9	2	2	0	7	0	1	2	2	11	1	0	0

### RUTLEDGE, Joshua Alan (Josh) - See Page 229

INF

### SCOTT, Robert John (Robby)

LHP

**HT:** 6-3; **WT:** 235; **BATS:** Switch; **THROWS:** Left; **BORN:** 8/29/1989 in Miami, FL; **RESIDES:** Miami, FL; **ACQUIRED:** Signed as a non-drafted free agent, 8/9/2011.

**2015:** Combined with Double-A Portland and Triple-A Pawtucket to go 2-2 with 1 save and a 4.42 ERA (37 ER/75.1 IP) in 38 appearances (3 starts)...Named an Eastern League mid-season All-Star...Held LHB to a .170 AVG (16-for-94) and no XBH between the 2 levels...Held Double-A opponents to a .198 AVG (32-for-162)...Did not allow an ER in 13 appearances with Portland from 5/14-6/26 (20.1 IP)...Was the only pitcher to throw more than 1.0 inning in the EL All-Star Game on 7/15, tossing 1.1 perfect frames...Entered the AS Game in the 7th inning with 2 outs and the bases loaded and induced a groundout to keep the game tied at 4-4...Began his 4th stint with Pawtucket on 7/21 and spent the remainder of the season with the PawSox...Placed on the DL from 8/4-10...Made 3 consecutive scoreless appearances of 3.0 IP from 8/16-23...**2014:** Produced a sub-3.00 ERA for the 4th consecutive season...Named an EL mid-season All-Star...Led Portland relievers in wins (8) and ranked 2nd on the club in appearances (35) in his Double-A debut...Finished 16 games for the Sea Dogs...Held righties to a .186 AVG (30-for-161)...26 of his 34 relief appearances were scoreless...Allowed 0 ER in 13 of his first 14 outings from 4/6-6/13 (0.59 ERA, 2 ER/30.1 IP)...Went 2-0 with 2 saves and a 2.25 ERA (4 ER/16.0 IP) in 14 games from 7/14 through the remainder of the season (2 BB, 18 SO)...Following the season, earned Arizona Fall League Rising Star honors after posting a 1.38 ERA (2 ER/13.0 IP) in 10 relief appearances for Surprise...**2013:** Posted the 2nd-lowest ERA (2.79) among High-A Salem pitchers with at least 50.0 IP...Ranked among Carolina League leaders for relievers in opponent AVG (4th, .214) and fewest base runners per 9.0 IP (5th, 11.04)...Went 2-1 with a 0.57 ERA (2 ER/31.1 IP) over his final 13 regular season outings...Tossed 2.0 scoreless postseason innings for Salem during its run to the Mills Cup Championship...**2012:** Made 14 relief appearances with the GCL Red Sox after beginning the season on the DL...Posted a 0.44 ERA (1 ER/20.1 IP), the 3rd-lowest mark among GCL hurlers with at least 20.0 IP...Ranked 2nd on the club in outings and 3rd with 11 games finished...Gave up 1 hit or fewer in 12 appearances...Held righties to a .188 AVG (12-for-64) and .203 SLG...**2011:** Purchased by the Red Sox from Yuma of the independent North American League on 8/9 after tossing 11.0 scoreless innings with 19 SO for the Scorpions...Made minor league debut on 8/11 and played in 6 games between the GCL Red Sox and Short-A Lowell...**PERSONAL:** Posted a 4.82 ERA (5 ER/9.1 IP) in 16 relief appearances for Florida State University in 2011.

YEAR	CLUB	W-L	ERA	G	GS	CG	SHO	SV	IP	H	R	ER	HR	HB	BB	SO	WP	BK
2011	Yuma (IND)	1-0	0.00	7	1	0	0	0	11.0	6	0	0	0	0	4	19	0	---
	GCL Red Sox	0-0	1.23	4	0	0	0	2	7.1	4	1	1	1	1	1	11	0	0
	Lowell	1-1	1.59	2	0	0	0	0	5.2	2	2	1	1	2	1	5	0	0
2012	GCL Red Sox	0-0	0.44	14	0	0	0	1	20.1	13	2	1	0	1	5	23	1	0
2013	Salem	4-4	2.79	31	0	0	0	2	67.2	51	27	21	6	2	30	44	5	0
2014	Portland	8-2	1.96	35	1	0	0	3	59.2	55	17	13	3	0	15	51	5	1
2015	Pawtucket	1-1	7.67	13	1	0	0	1	31.2	47	31	27	5	0	9	27	0	0
	Portland	1-1	2.06	25	2	0	0	0	43.2	32	14	10	3	1	13	41	3	1
<b>Minor League Totals</b>		<b>15-9</b>	<b>2.82</b>	<b>124</b>	<b>4</b>	<b>0</b>	<b>0</b>	<b>9</b>	<b>236.0</b>	<b>204</b>	<b>94</b>	<b>74</b>	<b>19</b>	<b>7</b>	<b>74</b>	<b>202</b>	<b>14</b>	<b>2</b>
<b>Independent Lg. Totals</b>		<b>1-0</b>	<b>0.00</b>	<b>7</b>	<b>1</b>	<b>0</b>	<b>0</b>	<b>0</b>	<b>11.0</b>	<b>6</b>	<b>0</b>	<b>0</b>	<b>0</b>	<b>0</b>	<b>4</b>	<b>19</b>	<b>0</b>	<b>---</b>

### SERVEN, Hemerson David

OF

**HT:** 5-11; **WT:** 210; **BATS:** Switch; **THROWS:** Right; **BORN:** 11/11/1997 in Maracay, VZ; **RESIDES:** Mariara, VZ; **SIGNED BY:** Angel Escobar and Eddie Romero; **ACQUIRED:** Signed as an international free agent, 7/2/2014.

**2015:** Made professional debut and spent entire season with the DSL Red Sox 1, ranking among club leaders in runs (3rd, 28), hits (2nd, 53), 2B (2nd, 14), RBI (3rd, 21), and total bases (2nd, 71)...Made 43 starts at 1B and 14 in LF.

YEAR	CLUB	AVG	G	AB	R	H	2B	3B	HR	RBI	SH	SF	HP	BB	SO	SB	CS	E
2015	DSL Red Sox 1	.237	57	224	28	53	14	2	0	21	0	1	5	21	40	6	3	7

### SHEPHERD, James Chandler (Chandler)

RHP

**HT:** 6-3; **WT:** 205; **BATS:** Right; **THROWS:** Right; **BORN:** 8/25/1992 in Ashland, KY; **RESIDES:** Louisa, KY; **SIGNED BY:** John Pyle; **ACQUIRED:** Red Sox 14th pick (13th round, 404th overall) in the 2014 June Draft.

**2015:** Went 3-2 with a 3.09 ERA (23 ER/67.0 IP) and 1.10 WHIP between Single-A Greenville (7 G) and High-A Salem (28 G)...Ranked 5th in the Red Sox organization in saves, converting all 7 of his opportunities...Recorded 62 SO against only 10 BB...Led Salem pitchers with a 1.05 WHIP and 6.57 SO/BB ratio (min. 50.0 IP) and ranked 2nd on the club in games finished (23) and saves (tied, 6)...Allowed 1 ER or fewer in each of his appearances with the Drive, including 0 ER in 5 of them...Transferred to Salem on 5/14 and pitched 3.0 scoreless innings that day vs. Winston-Salem (5 SO, 0 BB)...Made 18 scoreless appearances of at least 1.0 IP with Salem, including 9 outings of at least 2.0 IP...Did not walk a batter in 11 consecutive games from 6/25-8/4 (20.1 IP, 13 SO)...Named Red Sox Minor League Relief Pitcher of the Month for August/

Player Development

## Minor League Players, Continued

September after recording 3 saves with a 1.88 ERA and .196 opponent AVG in 10 games (14.1 IP, 10 H, 3 R, 14 SO, 2 BB)... Following the season, went 1-1 with 1 save, a 3.97 ERA (5 ER/11.1 IP) and .128 opponent AVG (5-for-39, 6 BB, 16 SO) in 9 appearances for Arizona Fall League champion Scottsdale...**2014:** Made 16 appearances (1 start) for Short-A Lowell in his pro debut...Went 3-1 with a 2.70 ERA (6 ER/20.0 IP) in his final 8 outings...Did not walk a batter in 10 of his appearances...**PERSONAL:** Played baseball at the University of Kentucky (2012-14), going 13-6 with a 3.45 ERA in 60 career appearances (19 starts)...Was a 2013 Cape Cod League All-Star with Harwich...Attended Lawrence County (KY) High School, where he played baseball, basketball, football, track, and golf...Went 12-1 with a 0.65 ERA and 2 no-hitters as a senior and 40-12 in his career...Selected by the Chicago White Sox in the 41st round of the 2011 June Draft, but did not sign.

YEAR	CLUB	W-L	ERA	G	GS	CG	SHO	SV	IP	H	R	ER	HR	HB	BB	SO	WP	BK
2014	Lowell	4-3	4.05	16	1	0	0	0	33.1	33	18	15	3	2	8	35	6	0
2015	Greenville	3-0	1.23	7	0	0	0	1	14.2	16	5	2	1	0	3	16	0	0
	Salem	0-2	3.61	28	0	0	0	6	52.1	48	23	21	3	1	7	46	5	0
<b>Minor League Totals</b>		<b>7-5</b>	<b>3.41</b>	<b>51</b>	<b>1</b>	<b>0</b>	<b>0</b>	<b>7</b>	<b>100.1</b>	<b>97</b>	<b>46</b>	<b>38</b>	<b>7</b>	<b>3</b>	<b>18</b>	<b>97</b>	<b>11</b>	<b>0</b>

### SHOW, Brandon Robert

**RHP**

**HT:** 6-2; **WT:** 195; **BATS:** Right; **THROWS:** Right; **BORN:** 10/31/1992 in Las Vegas, NV; **RESIDES:** Las Vegas, NV; **SIGNED BY:** Jim Woodward; **ACQUIRED:** Red Sox 39th pick (38th round, 1,154th overall) in the 2014 June Draft.

**2015:** Combined with 3 teams to go 3-1 with a 2.22 ERA (12 ER/48.2 IP), .229 opponent AVG (41-for-179), and 1.11 WHIP... Held opponents to a .313 SLG...Held RHB to a .214 AVG (27-for-126)...Pitched 4.0 scoreless innings in his lone appearance with Single-A Greenville on 5/31 at Lexington...Transferred to Short-A Lowell on 6/1 and allowed only 1 ER in 9.2 IP with the Spinners...Transferred to High-A Salem on 7/4 and did not allow a run in his first 6 games with the club (17.1 IP, 10 H)... Allowed 0 ER in at least 4.0 IP in 4 of his appearances with Salem...**2014:** Made 12 relief appearances for Lowell in his pro debut...Held righties to a .219 AVG (7-for-32)...Did not allow a HR all season...**PERSONAL:** Played baseball at Western Nevada College (2012-13) and the University of San Diego (2014)...Graduated from Shadow Ridge (NV) High School.

YEAR	CLUB	W-L	ERA	G	GS	CG	SHO	SV	IP	H	R	ER	HR	HB	BB	SO	WP	BK
2014	Lowell	1-1	7.13	12	0	0	0	0	17.2	18	14	14	0	1	12	11	0	0
2015	Greenville	1-0	0.00	1	0	0	0	0	4.0	2	0	0	0	0	2	2	1	0
	Lowell	1-0	0.93	3	0	0	0	0	9.2	6	1	1	0	0	4	6	2	0
	Salem	1-1	2.83	12	0	0	0	2	35.0	33	14	11	1	1	7	13	3	0
<b>Minor League Totals</b>		<b>4-2</b>	<b>3.53</b>	<b>28</b>	<b>0</b>	<b>0</b>	<b>0</b>	<b>2</b>	<b>66.1</b>	<b>59</b>	<b>29</b>	<b>26</b>	<b>1</b>	<b>2</b>	<b>25</b>	<b>32</b>	<b>6</b>	<b>0</b>

### SOLIS, Roman Ali (Ali) - See Page 244

**C**

### SOPILKA, David Alejandro

**C**

**HT:** 6-0; **WT:** 200; **BATS:** Right; **THROWS:** Right; **BORN:** 8/30/1993 in Barquisimeto, VZ; **RESIDES:** Barquisimeto, VZ; **SIGNED BY:** Ernesto Gomez and Craig Shipley; **ACQUIRED:** Signed as an international free agent, 5/7/2010.

**2015:** Spent entire season with Single-A Greenville...Threw out 8 of 25 (32%) attempted base stealers in 33 games (29 starts) at catcher...Hit .352 (19-for-54) with runners on base...Placed on the DL from 7/9-25...Hit a game-winning HR on 8/4 at West Virginia, breaking a 2-2 tie with a solo shot in the 7th inning...Placed on the DL on 9/1 and missed the remainder of the season...**2014:** Played in 27 games for Short-A Lowell...Caught 8 of 19 attempted base stealers (42%)...**2013:** Spent the year with Lowell before a season-ending DL stint beginning 8/21...Caught 11 of 38 (29%) attempted base stealers...**2012:** Caught 25 of 40 (63%) attempted base stealers in his domestic debut with the GCL Red Sox...**2011:** Returned to the DSL Red Sox, ranking among team leaders in 2B (2nd, 10) and RBI (3rd, 30)...Caught 18 of 51 (35%) attempted base stealers...**2010:** Made pro debut with the DSL Sox...Caught 16 of 51 (31%) attempted base stealers.

YEAR	CLUB	AVG	G	AB	R	H	2B	3B	HR	RBI	SH	SF	HP	BB	SO	SB	CS	E
2010	DSL Red Sox	.156	38	122	11	19	2	1	0	11	1	2	2	20	23	0	0	4
2011	DSL Red Sox	.260	53	192	25	50	10	1	1	30	2	7	3	20	29	1	2	4
2012	GCL Red Sox	.196	31	107	9	21	2	0	0	8	0	0	1	8	17	0	0	2
2013	Lowell	.167	32	108	5	18	2	0	0	3	0	2	1	10	30	0	0	8
2014	Lowell	.153	27	85	3	13	1	0	1	10	2	0	2	2	25	2	0	3
2015	Greenville	.240	35	104	10	25	7	1	1	15	0	0	2	5	24	0	0	2
<b>Minor League Totals</b>		<b>.203</b>	<b>216</b>	<b>718</b>	<b>63</b>	<b>146</b>	<b>24</b>	<b>3</b>	<b>3</b>	<b>77</b>	<b>5</b>	<b>11</b>	<b>11</b>	<b>65</b>	<b>148</b>	<b>3</b>	<b>2</b>	<b>23</b>

### SPOON, Joseph Tyler (Tyler)

**OF/C**

**HT:** 5-11; **WT:** 195; **BATS:** Right; **THROWS:** Right; **BORN:** 9/28/1992 in Fort Smith, AR; **RESIDES:** Van Buren, AR; **SIGNED BY:** Chris Mears; **ACQUIRED:** Red Sox 34th pick (35th round, 1,041st overall) in the 2015 June Draft.

**2015:** Made professional debut and hit .238 (25-for-105) between the GCL Red Sox and Short-A Lowell...Batted .357 (10-for-28) vs. LHP, .375 (9-for-24) with RISP, and .500 (6-for-12) with RISP and 2 outs...Threw out 4 of 12 (33%) attempted base stealers in 10 games (3 starts) at catcher...Also made 13 starts in LF and 3 in RF...Reached base in 16 of his 17 games with the Spinners and hit safely in 15 of them...Hit safely in each of his final 9 games beginning 8/30, batting .351 (13-for-37) with 4 2B, HR, and 9 RBI in that time...**PERSONAL:** Played baseball at the University of Arkansas...Twice named to the NCAA Regional All-Tournament team (2014-15)...Was a 2-time All-SEC Community Service Team selection...Also named to the SEC Spring Academic Honor Roll...Played baseball, basketball, and football at Van Buren HS (AR)...Selected by the Oakland A's in the 36th round of the 2014 June Draft, but did not sign.

YEAR	CLUB	AVG	G	AB	R	H	2B	3B	HR	RBI	SH	SF	HP	BB	SO	SB	CS	E
2015	GCL Red Sox	.143	13	35	5	5	0	0	0	3	0	0	1	3	6	0	0	0
	Lowell	.286	17	70	9	20	5	0	1	11	0	0	0	5	10	3	1	0
<b>Minor League Totals</b>		<b>.238</b>	<b>30</b>	<b>105</b>	<b>14</b>	<b>25</b>	<b>5</b>	<b>0</b>	<b>1</b>	<b>14</b>	<b>0</b>	<b>0</b>	<b>1</b>	<b>8</b>	<b>16</b>	<b>3</b>	<b>1</b>	<b>0</b>

Player Development

## Minor League Players, Continued

### STANKIEWICZ, Theodore J. (Teddy)

RHP

**HT:** 6-4; **WT:** 215; **BATS:** Right; **THROWS:** Right; **BORN:** 11/25/1993 in Tarrant County, TX; **RESIDES:** Keller, TX; **SIGNED BY:** Chris Mears; **ACQUIRED:** Red Sox 2nd pick (2nd round, 45th overall) in the 2013 June Draft.

**2015:** Spent entire season with High-A Salem, leading the club in innings pitched (141.1) and ranking T-2nd in starts (25)... Ranked 4th in the Carolina League in starts... Ranked 9th in the Red Sox organization in ERA (4.01)... Recorded 12 quality starts... Made 3 scoreless starts of at least 7.0 IP... Following the season, ranked by *Baseball America* as the No. 20 prospect in the Sox organization... Named CL Pitcher of the Week on 6/1 after allowing only 2 hits in 8.0 scoreless innings on 5/25 vs. Winston-Salem (BB, 4 SO)... Named CL Pitcher of the Week on 7/6 after tossing a 7-inning complete-game shutout on 7/3 at Myrtle Beach, allowing only 3 hits and matching his career high with 9 SO... Won his final start of the season on 9/6 at Potomac, tossing 7.0 scoreless frames... **2014:** Spent entire season with Single-A Greenville, leading the Drive in starts (tied, 25), wins (11), innings (140.1), and strikeouts (102)... Tied for 4th in the South Atlantic League in wins... Made 6 scoreless starts of at least 5.0 IP... Named SAL Pitcher of the Week on 6/16 after allowing only 2 hits in 7.0 shutout innings on 6/11 vs. Charleston (0 BB, 6 SO)... Also allowed only 2 hits and 0 ER in his next start on 6/20 vs. Savannah... Recorded at least 6.0 IP and allowed 3 ER or fewer in each of his final 6 starts, going 4-1 with a 1.89 ERA (8 ER/38.0 IP) and .199 opponent AVG (28-for-141) in August... Following the season, ranked by *Baseball America* as the Sox' 20th-best prospect... **2013:** Made pro debut with Short-A Lowell... **PERSONAL:** Went 4-5 with a 2.52 ERA (17 ER/60.2 IP) at Seminole State College in 2013... Originally selected by NYM in 2nd round of the 2012 June Draft out of Fort Worth Christian (TX) High School, but did not sign.

YEAR	CLUB	W-L	ERA	G	GS	CG	SHO	SV	IP	H	R	ER	HR	HB	BB	SO	WP	BK
2013	Lowell	0-0	2.29	9	9	0	0	0	19.2	17	6	5	1	1	2	15	1	0
2014	Greenville	11-8	3.72	25	25	0	0	0	140.1	141	64	58	9	2	29	102	8	1
2015	Salem	5-11	4.01	25	25	1	1	0	141.1	149	74	63	11	8	32	77	6	1
<b>Minor League Totals</b>		<b>16-19</b>	<b>3.76</b>	<b>59</b>	<b>59</b>	<b>1</b>	<b>1</b>	<b>0</b>	<b>301.1</b>	<b>307</b>	<b>144</b>	<b>126</b>	<b>21</b>	<b>11</b>	<b>63</b>	<b>194</b>	<b>15</b>	<b>2</b>

### STEEN, Kevin DeVarious

RHP

**HT:** 6-1; **WT:** 185; **BATS:** Right; **THROWS:** Right; **BORN:** 7/24/1996 in Oak Ridge, TN; **RESIDES:** Oak Ridge, TN; **SIGNED BY:** Danny Watkins; **ACQUIRED:** Red Sox 10th pick (9th round, 284th overall) in the 2014 June Draft.

**2015:** Went 3-2 with a 2.70 ERA (17 ER/56.2 IP)... .223 opponent AVG (47-for-211), and 1.18 WHIP in 13 appearances (10 starts) between the GCL Red Sox and Short-A Lowell... Held righties to a .222 AVG (28-for-126) and lefties to a .224 mark (19-for-85)... Began the season in the GCL, throwing 4.0 hitless innings in his 1st outing on 6/24 at the GCL Rays... Earned the win in 4.0 scoreless innings of relief in each of his first 3 appearances (12.0 IP, 3 H, 3 BB, 10 SO)... Spent the remainder of the season as a starter... Transferred to Lowell on 8/3 and posted a 1.72 ERA (3 ER/15.2 IP) in his first 3 starts with the Spinners... Made his final start on 9/4 at Aberdeen and allowed only 1 hit in 5.0 scoreless innings (BB, 3 SO)... **2014:** Made 3 appearances (2 starts) for the GCL Red Sox in his pro debut... **PERSONAL:** Graduated in 2014 from Oak Ridge (TN) High School, where he also played basketball... Had committed to play baseball at the University of Tennessee.

YEAR	CLUB	W-L	ERA	G	GS	CG	SHO	SV	IP	H	R	ER	HR	HB	BB	SO	WP	BK
2014	GCL Red Sox	0-1	4.50	3	2	0	0	0	6.0	8	4	3	0	2	5	2	0	0
2015	GCL Red Sox	3-1	1.82	6	3	0	0	0	24.2	18	8	5	1	2	4	24	0	0
	Lowell	0-1	3.38	7	7	0	0	0	32.0	29	12	12	1	3	16	23	4	0
<b>Minor League Totals</b>		<b>3-3</b>	<b>2.87</b>	<b>16</b>	<b>12</b>	<b>0</b>	<b>0</b>	<b>0</b>	<b>62.2</b>	<b>55</b>	<b>24</b>	<b>20</b>	<b>2</b>	<b>5</b>	<b>22</b>	<b>52</b>	<b>6</b>	<b>0</b>

### STONE, Bradley Alexander (Brad)

LHP

**HT:** 6-3; **WT:** 180; **BATS:** Left; **THROWS:** Left; **BORN:** 6/18/1994 in Baltimore, MD; **RESIDES:** Charlotte, NC; **SIGNED BY:** Todd Gold; **ACQUIRED:** Red Sox 23rd pick (24th round, 711th overall) in the 2015 June Draft.

**2015:** Made professional debut and spent entire season with the GCL Red Sox... Allowed 0 ER in 5 of his 10 appearances... **PERSONAL:** Played baseball for 3 seasons at North Carolina State University... Graduated from Ardrey Kell HS (NC), where he went 6-2 with a 1.19 ERA and .112 opponent AVG as a senior in 2012... Threw a no-hitter against rival Independence HS... Selected by the Texas Rangers in the 35th round of the 2012 June Draft, but did not sign.

YEAR	CLUB	W-L	ERA	G	GS	CG	SHO	SV	IP	H	R	ER	HR	HB	BB	SO	WP	BK
2015	GCL Red Sox	1-2	6.89	10	0	0	0	0	15.2	23	14	12	0	2	24	13	8	0

### STURGEON, Cole Michael

OF

**HT:** 6-0; **WT:** 190; **BATS:** Left; **THROWS:** Left; **BORN:** 9/17/1991 in Owensboro, KY; **RESIDES:** Owensboro, KY; **SIGNED BY:** John Pyle; **ACQUIRED:** Red Sox 11th pick (10th round, 314th overall) in the 2014 June Draft.

**2015:** Hit .245 (103-for-420) in 116 games between High-A Salem and Double-A Portland, appearing in 2 stints with each club... Made 46 starts in RF, 32 in CF, and 23 in LF, combining to record 10 assists and 2 DP in 104 OF appearances... Hit safely in 11 consecutive starts with Salem from 5/23-6/5, batting .348 (16-for-46) in that time... Transferred to Portland the following day... Hit .333 (13-for-39) during an 11-game span with the Sea Dogs from 6/21-7/7... Made his 1st professional pitching appearance and earned the win on 7/2 vs. New Hampshire, allowing only 1 hit in 3.0 IP after moving from RF in the 14th inning... Also led off the 16th inning of that game with a single and scored the winning run in Portland's 6-5, walk-off victory... Returned to Salem on 7/22... Hit .337 (29-for-86) in his final 23 games with Salem beginning 7/30... Transferred to Portland on 8/26 and spent the remainder of the season there... **2014:** In pro debut, combined with Short-A Lowell and Single-A Greenville to hit .283 (60-for-212)... Hit .333 (28-for-84) and scored 20 runs in his final 23 games of the season... Hit a walk-off RBI double in the 15th inning of Greenville's 4-3 win over Augusta on 8/4... With the Drive, hit .354 (29-for-82) with runners on base and .408 (20-for-49) with RISP... **PERSONAL:** Played baseball for 4 seasons at the University of Louisville... Hit .312 with a .394 OBP in 233 career games (217 starts) and produced a 3.09 ERA in 63

Player Development

## Minor League Players, Continued

career relief appearances...Was a 3-time All-Conference selection (2012-14)...Named Most Outstanding Player of the 2014 Louisville Regional...Helped Louisville earn 2 College World Series berths...Also helped Wareham win the 2012 Cape Cod League title, hitting .367 in 7 playoff games...Attended Owensboro Catholic (KY) High School, where he hit at least .370 and produced a sub-1.00 ERA in each of his final 3 seasons...Participated in the 2009 World Wood Bat Association 17U National Championship event in Marietta, GA...Also played basketball and football in high school.

YEAR	CLUB	AVG	G	AB	R	H	2B	3B	HR	RBI	SH	SF	HP	BB	SO	SB	CS	E
2014	Lowell	.276	7	29	3	8	0	2	0	5	0	0	1	0	5	2	0	1
	Greenville	.284	48	183	28	52	10	0	2	25	2	2	3	16	31	4	1	2
2015	Salem	.265	76	287	34	76	14	2	3	26	4	1	1	18	40	10	3	5
	Portland	.203	40	133	13	27	8	1	0	7	5	1	0	5	30	3	3	1
<b>Minor League Totals</b>		<b>.258</b>	<b>171</b>	<b>632</b>	<b>78</b>	<b>163</b>	<b>32</b>	<b>5</b>	<b>5</b>	<b>63</b>	<b>11</b>	<b>4</b>	<b>5</b>	<b>39</b>	<b>106</b>	<b>19</b>	<b>7</b>	<b>9</b>

### SUAREZ, Alixon Henry

C

**HT:** 6-1; **WT:** 220; **BATS:** Right; **THROWS:** Right; **BORN:** 7/25/1994 in Carora, VZ; **RESIDES:** Carora, VZ; **SIGNED BY:** Ernesto Gomez and Craig Shipley; **ACQUIRED:** Signed as an international free agent, 11/21/2010.

**2015:** Hit .091 (3-for-33) between Short-A Lowell and Double-A Portland...Threw out 3 of 13 (23%) attempted base stealers in 11 games (9 starts) at catcher...**2014:** Spent entire season with Lowell...Caught 18 of 44 (41%) attempted base stealers, the best rate of his career...**2013:** Made his domestic debut with the GCL Red Sox...Caught 13 of 48 (27%) attempted base stealers...**2012:** Led the DSL Red Sox with a .425 SLG and placed 2nd with 15 2B, 4 HR (tied), and 96 total bases...Caught 27 of 73 (37%) attempted base stealers...Reached base safely in a DSL-high 32 consecutive road games from 6/2-8/22 at .295 (36-for-122) with a .412 OBP...**2011:** Made pro debut with the DSL Sox...Caught 33 of 84 (39%) attempted base stealers.

YEAR	CLUB	AVG	G	AB	R	H	2B	3B	HR	RBI	SH	SF	HP	BB	SO	SB	CS	E
2011	DSL Red Sox	.224	62	210	35	47	7	0	2	25	4	3	11	39	45	0	1	4
2012	DSL Red Sox	.270	63	226	41	61	15	4	4	28	0	2	11	39	41	2	3	5
2013	GCL Red Sox	.211	31	109	11	23	6	0	0	13	0	2	2	5	22	1	0	3
2014	Lowell	.209	40	134	14	28	8	4	2	13	2	1	2	9	50	0	1	5
2015	Lowell	.087	8	23	1	2	0	0	0	1	1	0	0	0	5	0	0	1
	Portland	.100	3	10	1	1	1	0	0	0	0	0	0	0	2	0	0	0
<b>Minor League Totals</b>		<b>.228</b>	<b>207</b>	<b>712</b>	<b>103</b>	<b>162</b>	<b>37</b>	<b>8</b>	<b>8</b>	<b>80</b>	<b>7</b>	<b>8</b>	<b>26</b>	<b>92</b>	<b>165</b>	<b>3</b>	<b>5</b>	<b>18</b>

### TAVAREZ, Aneury De Jesus

OF

**HT:** 5-9; **WT:** 195; **BATS:** Left; **THROWS:** Right; **BORN:** 4/14/1992 in Barrio Obrero, DR; **RESIDES:** Barrio Obrero, DR; **SIGNED BY:** Manny Nanita; **ACQUIRED:** Signed as an international free agent, 10/18/2010.

**2015:** Combined with 3 teams to hit .253 (97-for-384) in 112 games...Made 62 starts in RF, 30 in LF, and 14 in CF, combining to record 11 assists and 2 DP in 108 OF appearances...Began the season with High-A Salem...Reached base in 16 consecutive games from 4/18-5/6, posting a .309 AVG/.400 OBP/.527 SLG in that time (17-for-55, 3 2B, 3 3B, HR, 11 RBI, 8 BB)...Transferred to Double-A Portland on 5/24...Was the starting RF for the Dominican Republic in the Pan Am Games in Canada from 7/11-17, batting .318 (7-for-22) with 7 runs, 4 RBI, and 2 BB in 6 games...Returned to Portland and homered in 3 of his first 8 games back with the Sea Dogs from 7/22-30...Transferred to Triple-A Pawtucket on 9/1 and posted a .389/.522/.667 line in 6 games with the PawSox...Following the season, hit .297 (11-for-37) in 15 games for Oriente of the Dominican Winter League...**2014:** Spent entire season with Salem, leading the club in HR (11) and ranking 2nd in steals (18)...Was on the DL from 4/10-18 and 8/15 through the remainder of the season...Hit .345 (19-for-55) with 10 runs and 3 HR during a 13-game hitting streak from 6/2-19...Following the season, hit .375 (21-for-56) in 21 games for Oriente of the DWL...**2013:** Led Single-A Greenville in games (125), SB (29), 2B (28), 3B (7), and total bases (186)...Stole the 3rd-most bases among all Red Sox minor leaguers...Posted a .971 fielding percentage (7 E/240 TC) between RF (100 G), CF (20 G), and LF (5 G)...Pegged Red Sox Minor League Base Runner of the Month for August/September...After the season, appeared in 9 games for Oriente of the DWL...**2012:** Led Short-A Lowell with 4 3B and ranked among club leaders in 2B (3rd, 9), HR (T-2nd, 4), RBI (T-3rd, 24), and total bases (3rd, 87)...**2011:** Made pro debut with the GCL Red Sox.

YEAR	CLUB	AVG	G	AB	R	H	2B	3B	HR	RBI	SH	SF	HP	BB	SO	SB	CS	E
2011	GCL Red Sox	.220	33	100	10	22	1	2	3	8	1	1	4	8	40	3	3	12
2012	Lowell	.272	62	213	19	58	9	4	4	24	3	1	7	11	59	6	3	3
2013	Greenville	.257	125	479	56	123	28	7	7	55	7	3	6	21	140	29	15	7
2014	Salem	.250	93	344	52	86	16	5	11	50	4	3	8	17	97	18	5	13
2015	Salem	.280	39	132	7	37	8	4	2	18	1	1	2	17	28	8	1	0
	Portland	.226	67	234	25	53	13	1	5	14	3	0	3	8	64	4	5	3
	Pawtucket	.389	6	18	6	7	2	0	1	5	0	0	2	3	4	2	0	0
<b>Minor League Totals</b>		<b>.254</b>	<b>425</b>	<b>1520</b>	<b>175</b>	<b>386</b>	<b>77</b>	<b>23</b>	<b>33</b>	<b>174</b>	<b>19</b>	<b>9</b>	<b>32</b>	<b>85</b>	<b>432</b>	<b>70</b>	<b>32</b>	<b>38</b>

### TAVERAS, German Luis

RHP

**HT:** 6-2; **WT:** 245; **BATS:** Right; **THROWS:** Right; **BORN:** 2/15/1993 in Santo Domingo, DR; **RESIDES:** Santo Domingo, DR; **SIGNED BY:** Manny Nanita and Craig Shipley; **ACQUIRED:** Signed as an international free agent, 5/7/2011.

**2015:** Spent entire season with High-A Salem, ranking 3rd on the team in appearances (30)...Had the 4th-lowest opponent AVG among Carolina League relievers (.237, 53-for-224)...Held rightsies to a .227 AVG and .294 SLG (27-for-119, 0 HR)...Made 15 scoreless appearances, including 9 of at least 2.0 IP...Went 3-0 with 1 save, a 0.53 ERA, and .103 opponent AVG during an 8-game stretch from 5/15-6/19 (17.0 IP, ER, 6-for-58, 22 SO, 5 BB)...Posted a 1.56 ERA (3 ER/17.1 IP) in his final 9 appearances beginning 7/25...**2014:** Combined with Short-A Lowell and Single-A Greenville to go 3-2 with a 3.63 ERA (18 ER/44.2 IP) in 18 relief appearances...Was 5-for-5 in save opportunities with the Drive...Was on the DL from 8/31 through the remainder of the season...**2013:** Made 8 scoreless appearances for the GCL Red Sox...Allowed 4 ER in 22.0 IP (1.64 ERA)

Player Development

## Minor League Players, Continued

over his final 11 outings of the year...**2012:** Returned to the DSL Red Sox, placing among club leaders in appearances (2nd, 16) and games finished (2nd, 7)...**2011:** Made pro debut in 5 games for the DSL Red Sox...Recorded a save in 1st career appearance on 6/24 vs. the DSL Yankees 2.

YEAR	CLUB	W-L	ERA	G	GS	CG	SHO	SV	IP	H	R	ER	HR	HB	BB	SO	WP	BK
2011	DSL Red Sox	0-1	2.08	5	0	0	0	1	13.0	9	3	3	0	1	9	5	3	0
2012	DSL Red Sox	0-1	5.88	16	0	0	0	1	26.0	26	20	17	1	1	15	17	3	1
2013	GCL Red Sox	3-2	2.75	16	0	0	0	1	36.0	30	13	11	0	2	9	30	6	0
2014	Lowell	3-1	2.76	7	0	0	0	0	16.1	9	5	5	0	1	5	17	1	0
	Greenville	0-1	4.13	11	0	0	0	5	28.1	28	15	13	4	2	13	19	1	0
2015	Salem	4-4	5.04	30	0	0	0	2	60.2	53	41	34	3	3	35	48	6	3
<b>Minor League Totals</b>		<b>10-10</b>	<b>4.14</b>	<b>85</b>	<b>0</b>	<b>0</b>	<b>0</b>	<b>10</b>	<b>180.1</b>	<b>155</b>	<b>97</b>	<b>83</b>	<b>8</b>	<b>10</b>	<b>86</b>	<b>136</b>	<b>20</b>	<b>4</b>

### TAYLOR, Benjamin A. (Ben)

RHP

**HT:** 6-3; **WT:** 230; **BATS:** Right; **THROWS:** Right; **BORN:** 11/12/1992 in Montgomery, AL; **RESIDES:** Mobile, AL; **SIGNED BY:** Danny Watkins; **ACQUIRED:** Red Sox 6th pick (7th round, 201st overall) in the 2015 June Draft.

**2015:** Made professional debut...Held rights to a .200 AVG (23-for-115) and did not allow a HR to a lefty (93 AB)...Began the season with Short-A Lowell and pitched 2.0 hitless innings in his 1st game on 6/26 vs. Aberdeen...Transferred to Single-A Greenville on 7/18 and made 10 starts, allowing 1 ER or fewer in 6 of them...**PERSONAL:** Played baseball at the University of South Alabama (2014-15) and Chattahoochee Valley Community College (2012-13)...Named to the All-Sun Belt First Team as a senior after going 6-3 with a 1.48 ERA and 7 saves in 25 relief appearances...Struck out 68 batters in 42.2 IP as a senior...Attended Brewbaker Technology Magnet HS (AL).

YEAR	CLUB	W-L	ERA	G	GS	CG	SHO	SV	IP	H	R	ER	HR	HB	BB	SO	WP	BK
2015	Lowell	0-0	1.80	4	0	0	0	0	10.0	8	2	2	0	0	2	17	1	0
	Greenville	0-2	3.40	10	10	0	0	0	45.0	43	23	17	2	2	15	37	2	0
<b>Minor League Totals</b>		<b>0-2</b>	<b>3.11</b>	<b>14</b>	<b>10</b>	<b>0</b>	<b>0</b>	<b>0</b>	<b>55.0</b>	<b>51</b>	<b>25</b>	<b>19</b>	<b>2</b>	<b>2</b>	<b>17</b>	<b>54</b>	<b>3</b>	<b>0</b>

### TOVAR, Carlos Eduardo

INF

**HT:** 5-11; **WT:** 165; **BATS:** Right; **THROWS:** Right; **BORN:** 8/20/1995 in Maturin, VZ; **RESIDES:** Maturin, VZ; **SIGNED BY:** Ramon Mora; **ACQUIRED:** Signed as an international free agent, 7/20/2013.

**2015:** Hit .246 (17-for-69) between the GCL Red Sox and Short-A Lowell...Played no defensive position other than SS...**2014:** Made pro debut with the DSL Red Sox, leading the club in games (tied, 65), runs (46), and BB (36)...Made 60 starts at SS, 4 at 2B, and 1 at 3B...Scored 4 runs in his 1st game...Hit .400 (14-for-35) during a 10-game hitting streak from 6/10-20...Went 1-for-1 with 4 BB on 6/10 vs. the DSL Rojas.

YEAR	CLUB	AVG	G	AB	R	H	2B	3B	HR	RBI	SH	SF	HP	BB	SO	SB	CS	E
2014	DSL Red Sox	.241	65	245	46	59	10	3	2	22	6	2	7	36	44	11	4	14
2015	GCL Red Sox	.250	18	60	7	15	3	0	0	5	1	1	0	3	16	5	1	6
	Lowell	.222	4	9	3	2	0	0	0	2	1	1	0	1	2	2	0	1
<b>Minor League Totals</b>		<b>.242</b>	<b>87</b>	<b>314</b>	<b>56</b>	<b>76</b>	<b>13</b>	<b>3</b>	<b>2</b>	<b>29</b>	<b>8</b>	<b>4</b>	<b>7</b>	<b>40</b>	<b>62</b>	<b>18</b>	<b>5</b>	<b>21</b>

### TRAVIS, Samuel John (Sam) - See Page 254

1B

### TUBBS, Tucker Bond

1B

**HT:** 6-3; **WT:** 215; **BATS:** Right; **THROWS:** Right; **BORN:** 9/11/1992 in Memphis, TN; **RESIDES:** Collierville, TN; **SIGNED BY:** Danny Watkins; **ACQUIRED:** Red Sox 8th pick (9th round, 261st overall) in the 2015 June Draft.

**2015:** Made professional debut and spent entire season with Short-A Lowell...Posted a .989 fielding percentage in 33 games (30 starts) at 1B (3 E/282 TC)...Hit .266 with a .357 OBP vs. RHP (25-for-94, 11 BB, 4 HBP)...Recorded a hit and scored a run in each of his first 6 games...Hit 1st HR on 7/6 at Tri-City...Made his lone pitching appearance on 8/31 vs. Hudson Valley (1.0 IP, 3 H, SO)...**PERSONAL:** Graduated from the University of Memphis with a 3.87 GPA in accounting...Was the baseball program's 1st-ever Academic All-America First Team honoree...Played in 203 career games with the Tigers...Ranked T-7th in D1 with 17 HR as a senior in 2015, also batting .305 with 55 RBI, a .601 SLG, and a .992 fielding percentage...Was also a 3-time all-district honoree at Collierville HS (TN) as the football team's starting quarterback, free safety, kicker, and punter.

YEAR	CLUB	AVG	G	AB	R	H	2B	3B	HR	RBI	SH	SF	HP	BB	SO	SB	CS	E
2015	Lowell	.216	47	153	24	33	8	2	1	14	2	4	4	17	33	3	1	3

### VALENTIN, Yomar

INF

**HT:** 5-8; **WT:** 135; **BATS:** Switch; **THROWS:** Right; **BORN:** 12/26/1997 in Manati, Puerto Rico; **RESIDES:** Manati, Puerto Rico; **SIGNED BY:** Edgar Perez; **ACQUIRED:** Red Sox 19th pick (20th round, 591st overall) in the 2015 June Draft.

**2015:** Made professional debut and spent entire season with the GCL Red Sox...Reached base via hit, BB, or HBP in 23 of his 24 games...In the only game he didn't reach base (7/29 vs. the GCL Orioles), had an RBI and a sac bunt...Scored 8 runs in his first 7 games...Had a 12-game hitting streak from 7/30-8/22...Made 21 starts at SS and 1 at 3B...**PERSONAL:** Attended the Puerto Rico Baseball Academy...Is the son of former infielder Jose Valentin, who played 16 MLB seasons from 1992-2007.

YEAR	CLUB	AVG	G	AB	R	H	2B	3B	HR	RBI	SH	SF	HP	BB	SO	SB	CS	E
2015	GCL Red Sox	.233	24	86	15	20	3	1	0	7	3	0	1	9	12	1	0	12

### VARVARO, Anthony Michael - See Page 264

RHP

## Minor League Players, Continued

### VINICIO, Jose Gregorio

SS

**HT:** 5-11; **WT:** 145; **BATS:** Switch; **THROWS:** Right; **BORN:** 7/10/1993 in Santo Domingo, DR; **RESIDES:** Santo Domingo, DR; **SIGNED BY:** Manny Nanita; **ACQUIRED:** Signed as an international free agent, 7/13/2009.

**2015:** Spent majority of season with High-A Salem, ranking 3rd on the club in AVG (.294, 59-for-201)...Suffered season-ending injury on 7/19...Hit .303 (46-for-152) vs. RHP...Made 26 starts at 2B, 18 at 3B, and 12 at SS...Hit .319 (59-for-185) from 5/1 through the remainder of the season...Promoted to Double-A Portland on 6/3 and started 3 games at 2B...Returned to Salem on 6/11...Hit safely in 14 of 17 games after the All-Star break, posting a .356 AVG/.397 OBP/.475 SLG line with only 4 SO in that time (21-for-59, 5 2B, 3B)...Placed on DL on 7/20 and missed remainder of season...**2014:** Played in only 2 games with Salem before going on the DL on 4/6...Played in 5 rehab games with the GCL Sox and hit .429 (6-for-14) before being reinstated on 6/26...Went back on the DL from 7/15-8/1...Hit .411 (23-for-56) in his final 15 games, recording multiple hits in 9 of those...Following the season, played in 7 games with Escogido of the Dominican Winter League...**2013:** Finished among Single-A Greenville leaders in games (2nd, 107), runs (3rd, 44), 3B (3rd, 4), and SB (2nd, 21)...**2012:** Ranked 3rd on Greenville with 24 SB in 70 games despite 2 nearly month-long stints on the DL...Was the youngest player on the Drive the entire season...Led Greenville with a .370 AVG (30-for-81) over 21 games from 5/11-6/9...Played in 2 rehab games with Short-A Lowell while on the DL from 6/22-7/11...Returned to the DL on 8/11 and missed the remainder of the season...**2011:** Led the GCL Red Sox in games (50), hits (52), and SB (19)...Ranked among GCL leaders in runs (3rd, 22), 3B (7-4th, 5), and RBI (3rd, 18), and was 6th in the Red Sox organization among qualifiers in batting (.291)...Played all 50 games at SS to lead the GCL in games, chances (297), putouts (107), assists (161), and double plays (25) at the position...Named Red Sox Minor League Base Runner of the Month for July...Following the season, selected as the No. 7 prospect in the GCL by *Baseball America*...**2010:** Was the GCL's youngest position player and 2nd-youngest player overall in his pro debut, turning 17 on 7/10...His 6 3B ranked 2nd in the league and on the club...Also ranked 2nd on the GCL Red Sox with 13 SB.

YEAR	CLUB	AVG	G	AB	R	H	2B	3B	HR	RBI	SH	SF	HP	BB	SO	SB	CS	E
2010	GCL Red Sox	.253	43	158	23	40	4	6	1	22	1	2	2	7	26	13	1	23
2011	GCL Red Sox	.291	50	179	22	52	7	5	2	18	1	6	7	33	19	10	29	
2012	Lowell	.000	2	8	0	0	0	0	0	0	0	0	0	0	2	0	0	0
	Greenville	.277	70	256	37	71	9	3	3	32	3	2	4	13	56	24	11	25
2013	Greenville	.192	107	391	44	75	14	4	1	26	9	1	5	12	108	21	9	31
2014	Salem	.264	39	129	16	34	5	1	0	10	1	2	2	4	29	0	6	8
	GCL Red Sox	.429	5	14	3	6	1	1	0	2	1	1	0	7	2	4	3	0
2015	Salem	.294	57	201	29	59	11	3	0	13	3	0	2	6	24	7	6	5
	Portland	.273	3	11	1	3	0	0	0	0	0	0	0	0	1	0	0	1
<b>Minor League Totals</b>		<b>.252</b>	<b>376</b>	<b>1347</b>	<b>175</b>	<b>340</b>	<b>51</b>	<b>23</b>	<b>7</b>	<b>123</b>	<b>19</b>	<b>9</b>	<b>21</b>	<b>56</b>	<b>281</b>	<b>88</b>	<b>46</b>	<b>122</b>

### WASHINGTON, Kyri

OF

**HT:** 5-11; **WT:** 225; **BATS:** Right; **THROWS:** Right; **BORN:** 7/11/1994 in Farmville, VA; **RESIDES:** Cullen, VA; **SIGNED BY:** Chris Calciano; **ACQUIRED:** Red Sox 22nd pick (23rd round, 681st overall) in the 2015 June Draft.

**2015:** Made professional debut...Combined with the GCL Red Sox (11 G) and Short-A Lowell (24 G) to hit .263 (31-for-118) with a .341 OBP in 35 games...Hit .432 and slugged .730 with RISP (16-for-37, 6 2B, 3B, HR)...Was 10-for-28 (.357) vs. LHP...Began the season in the GCL and went 2-for-20 (.100) in his first 6 games...Had 2 hits in each of his next 4 games from 7/18-22 (8-for-14, 5 R, 2B, HR, 6 RBI)...Transferred to Lowell on 7/25...Drove in at least 1 run in 5 straight games from 7/30-8/5 (9 RBI)...Hit .394 (13-for-33) with 4 2B in his final 9 games beginning 8/20...**PERSONAL:** Played baseball for 3 seasons at Longwood University (VA)...Led the team in HR (15), RBI (52), runs (40), SLG (.548), and BB (25) as a junior in 2015...Hit .455 with 7 HR as a senior at Grafton HS (VA), earning Bay Rivers District Player of the Year honors.

YEAR	CLUB	AVG	G	AB	R	H	2B	3B	HR	RBI	SH	SF	HP	BB	SO	SB	CS	E
2015	GCL Red Sox	.263	11	38	6	10	1	0	1	7	0	0	0	6	11	0	1	0
	Lowell	.263	24	80	13	21	8	1	0	15	0	2	1	8	29	4	1	0
<b>Minor League Totals</b>		<b>.263</b>	<b>35</b>	<b>118</b>	<b>19</b>	<b>31</b>	<b>9</b>	<b>1</b>	<b>1</b>	<b>22</b>	<b>0</b>	<b>2</b>	<b>1</b>	<b>14</b>	<b>40</b>	<b>4</b>	<b>2</b>	<b>0</b>

### WATKINS, James Terrell (J.T.)

C

**HT:** 6-0; **WT:** 195; **BATS:** Right; **THROWS:** Right; **BORN:** 8/30/1989 in Wichita Falls, TX; **RESIDES:** Daphne, AL; **SIGNED BY:** Ray Fagnant; **ACQUIRED:** Red Sox 12th pick (10th round, 331st overall) in the 2012 June Draft.

**2015:** Returned to baseball after devoting 2 years to service in the United States Army...Played in 2 games with High-A Salem before being transferred to Single-A Greenville on 7/9 and spending the remainder of the season with the Drive...Threw out 14 of 45 (31%) attempted base stealers in 33 games (30 starts) at catcher...Also made 7 starts at 1B...Earned the save in his 1st professional pitching appearance on 7/27 at Charleston, striking out 1 in a perfect 15th inning...Hit his lone HR on 8/27 vs. Greensboro, a 3-run shot in the 7th...**2013-14:** Did not play due to service in the United States Army...**2012:** Made pro debut with Short-A Lowell, throwing out 7 of 17 (41%) attempted base stealers...Hit 1st career HR on 7/6 at Auburn, a 3-run shot that gave the Spinners a 6-4 lead in the 8th inning...**PERSONAL:** Was a 4-year starting catcher and 2-time All-Patriot League selection for Army...Graduated with the Academy's single-season and career records for percentage of base runners thrown out...Graduated in 2008 from Hillcrest (AL) High School, where he established a single-season school record with 14 HR as a junior...His father, Danny, is currently a scout in the Red Sox organization.

YEAR	CLUB	AVG	G	AB	R	H	2B	3B	HR	RBI	SH	SF	HP	BB	SO	SB	CS	E	
2012	Lowell	.200	17	45	4	9	1	0	1	4	0	0	3	3	13	0	1	1	
2013	Did Not Play (Serving in the United States Army)																		
2014	Did Not Play (Serving in the United States Army)																		
2015	Salem	.000	2	7	0	0	0	0	0	0	0	0	0	0	2	0	0	0	
	Greenville	.214	37	145	12	31	4	1	1	14	1	0	0	4	27	1	1	5	
<b>Minor League Totals</b>		<b>.203</b>	<b>56</b>	<b>197</b>	<b>16</b>	<b>40</b>	<b>5</b>	<b>1</b>	<b>2</b>	<b>18</b>	<b>1</b>	<b>0</b>	<b>3</b>	<b>7</b>	<b>42</b>	<b>1</b>	<b>2</b>	<b>6</b>	

Player  
Development

## Minor League Players, Continued

### WATT, Maxwell Greaney (Max)

RHP

**HT:** 6-8; **WT:** 275; **BATS:** Right; **THROWS:** Right; **BORN:** 8/9/1994 in Babylon, NY; **RESIDES:** Babylon, NY; **SIGNED BY:** Willie Romy; **ACQUIRED:** Red Sox 21st pick (22nd round, 651st overall) in the 2015 June Draft.

**2015:** Appeared in 2 games with the GCL Red Sox in his professional debut...Retired all 6 batters faced...Faced 3 LHB (1 SO) and 3 RHB (2 SO)...**PERSONAL:** Played baseball at Hillsborough Community College (FL) before transferring to Lynn University (FL) for the 2015 season...Went 5-2 with a 3.50 ERA and 85 SO in 69.1 IP at Lynn...Selected by the Red Sox in the 37th round of the 2013 draft out of Hillsborough, but did not sign...Played baseball and basketball at Babylon HS (NY).

YEAR	CLUB	W-L	ERA	G	GS	CG	SHO	SV	IP	H	R	ER	HR	HB	BB	SO	WP	BK
2015	GCL Red Sox	0-0	0.00	2	0	0	0	0	2.0	0	0	0	0	0	0	3	0	0

### WEEMS, Jordan Blake

C

**HT:** 6-3; **WT:** 205; **BATS:** Left; **THROWS:** Right; **BORN:** 11/7/1992 in Columbus, GA; **RESIDES:** Columbus, GA; **SIGNED BY:** Tim Hyers; **ACQUIRED:** Red Sox 6th pick (3rd round, 111th overall) in the 2011 June Draft.

**2015:** Combined with High-A Salem and Double-A Portland to hit .244 (42-for-172) in 48 games...Threw out 14 of 71 (20%) attempted base stealers in 45 games at catcher...Allowed only 3 PB in 388.1 innings...Placed on the DL from 5/2-6/13...**2014:** Combined with Single-A Greenville and Salem to hit .220 (54-for-245) in 74 games...Hit .415 (22-for-53) from 7/8-8/5 (15 G)...Placed on the DL on 8/6 and missed the rest of the season...**2013:** Returned to Single-A Greenville, appearing in 61 games at catcher...Placed on the DL on 7/26 for the remainder of the season...**2012:** Made full-season debut with Greenville...Caught 26 of 119 (22%) attempted base stealers in 68 games behind the plate...**2011:** Reported to the GCL Red Sox on 8/3 and made pro debut in 14 games...Caught 10 of 24 (42%) attempted base stealers...**PERSONAL:** Batted .443 with 6 HR and 26 RBI in 39 games for Columbus (GA) High School in 2011...Led team to 2nd consecutive Georgia High School Association Class AAA State Championship in 2011...His father, Rick, was a minor league catcher in the St. Louis organization from 1980-82.

YEAR	CLUB	AVG	G	AB	R	H	2B	3B	HR	RBI	SH	SF	HP	BB	SO	SB	CS	E
2011	GCL Red Sox	.182	14	44	4	8	2	0	0	8	0	0	1	7	16	0	0	4
2012	Greenville	.201	86	298	33	60	11	0	0	29	1	0	2	44	87	4	1	4
2013	Greenville	.204	61	201	15	41	8	0	0	13	0	0	3	25	60	2	1	3
2014	Greenville	.166	50	163	16	27	4	2	0	9	2	1	2	25	68	6	0	5
	Salem	.329	24	82	13	27	4	0	1	6	1	0	2	9	24	2	0	3
2015	Salem	.257	31	105	12	27	6	0	1	7	0	0	0	12	26	2	1	3
	Portland	.224	17	67	8	15	5	1	1	8	0	0	0	4	16	1	0	5
<b>Minor League Totals</b>		<b>.214</b>	<b>283</b>	<b>960</b>	<b>101</b>	<b>205</b>	<b>40</b>	<b>3</b>	<b>3</b>	<b>80</b>	<b>4</b>	<b>1</b>	<b>10</b>	<b>126</b>	<b>297</b>	<b>17</b>	<b>3</b>	<b>27</b>

### WHITSON, Karsten E.

RHP

**HT:** 6-4; **WT:** 225; **BATS:** Right; **THROWS:** Right; **BORN:** 8/25/1991 in Bartow, FL; **RESIDES:** Chipley, FL; **SIGNED BY:** Tom Kotchman; **ACQUIRED:** Red Sox 12th pick (11th round, 344th overall) in the 2014 June Draft.

**2015:** Missed entire season with right shoulder inflammation...**2014:** Appeared in 4 games (2 starts) for Short-A Lowell in his pro debut...**PERSONAL:** Played baseball at the University of Florida (2011-12, '14), combining to go 13-2 with a 2.95 ERA in 47 appearances (38 starts)...Named National Freshman Pitcher of the Year by Perfect Game in 2011...Was a medical redshirt in 2013 (shoulder surgery)...As a senior at Chipley (FL) High School, went 7-3 with a 0.62 ERA and school-record 123 SO in only 55.0 IP...Selected by the San Diego Padres in the 1st round (9th overall) of the 2010 June Draft, and by the Washington Nationals in the 37th round of the 2013 June Draft, but did not sign either time.

YEAR	CLUB	W-L	ERA	G	GS	CG	SHO	SV	IP	H	R	ER	HR	HB	BB	SO	WP	BK
2014	Lowell	0-1	7.71	4	2	0	0	0	7.0	8	6	6	1	0	5	5	3	0

Did Not Play Due to Injury

### WILKERSON, Aaron Daniel

RHP

**HT:** 6-3; **WT:** 215; **BATS:** Right; **THROWS:** Right; **BORN:** 5/24/1989 in Fort Worth, TX; **RESIDES:** Hewitt, TX; **ACQUIRED:** Signed as a non-drafted free agent, 7/18/2014.

**2015:** Combined at 3 levels of the Red Sox organization to go 11-3 with a 3.10 ERA (47 ER/136.2 IP), .217 opponent AVG (107-for-494), and 1.07 WHIP in 29 appearances (20 starts)...Led the organization in ERA (min. 75.0 IP), strikeouts (137), and wins (tied)...Did not allow a HR in his final 123.0 IP...Allowed 0 HR to LHB (232 AB)...Held RHB to a .174 AVG and .215 SLG while pitching for High-A Salem and Double-A Portland (38-for-219, 9 2B)...Recorded 12 starts of at least 5.0 IP and 1 ER or fewer...Made each of his final 10 appearances as a starter...Pitched in 5 games with Single-A Greenville before being transferred to Salem on 5/4...Went 4-0 with a 1.93 ERA (10 ER/46.2 IP) in his first 10 outings with Salem...Led Salem in strikeouts (85) despite ranking 6th in innings (79.0)...Led Salem starters in ERA (2.96)...Transferred to Portland on 8/5...Allowed 9 ER in 10.2 IP in his first 2 starts with the Sea Dogs, but went 4-0 with a 1.20 ERA (4 ER/30.0 IP) and .165 opponent AVG (17-for-103) in his final 5 outings...Named Eastern League Pitcher of the Week on 8/24 after going 2-0 with a 0.64 ERA from 8/17-23 (14.0 IP, R, 6 H, 2 BB, 11 SO)...Recorded consecutive scoreless starts on 8/23 at Harrisburg (7.0 IP, 2 H) and 8/28 at New Britain (5.0 IP, 2 H)...Following the season, made 2 starts for Arizona Fall League champion Scottsdale (7.0 IP, 10 H, 6 R, 5 BB, 4 SO)...**2014:** Purchased from Grand Prairie of the independent American Association on 7/18 after going 3-1 with a 3.35 ERA in 13 starts for the AirHogs...Made minor league debut with Short-A Lowell on 7/20 and went on to lead the Spinners in wins (tied, 5), ERA (1.62), SO (54), and WHIP (0.86)...Held opponents to a .183 AVG (32-for-175)...Allowed 5 ER in 4.0 IP on 8/6 vs. State College, but surrendered 1 ER or fewer in each of his other 7 starts (0.78 ERA, 4 ER/46.0 IP)...Went 3-0 with a 0.32 ERA (1 ER/28.0 IP) in his final 4 starts, lasting at least 6.0 innings in each of them and allowing 0 runs in 3 of them...Allowed only 1 hit and 1 BB in 7.0 shutout innings (9 SO) in his final start on 8/29 vs. Aberdeen, leading to



## Minor League Players, Continued

an NYPL Pitcher of the Week honor on 9/2...**2013:** Made 19 independent league starts, combining with Fort Worth (United League Baseball), Florence (Frontier League), and Grand Prairie (American Association) to go 10-2 with a 2.96 ERA (34 ER/103.1 IP)...Averaged 10.1 SO/9.0 IP...**PERSONAL:** Played 2 seasons (2010-11) at Cumberland University (TN), where he won his final 26 decisions and was a 2-time NAIA All-American...Set NAIA records for consecutive scoreless innings pitched in a season (54.0) and consecutive victories in a career (26)...Went 12-0 with a 1.49 ERA as a senior and 14-1 with a 2.13 ERA as a junior...Was the winning pitcher in the Bulldogs' 2010 Avista-NAIA World Series title game (8.0 IP, 4 H, 0 R), his 2nd victory of the series...Also played for 2 seasons (2008-09) at Panola College (TX)...Graduated in 2007 from Midway (TX) High School, where he played baseball and football.

YEAR	CLUB	W-L	ERA	G	GS	CG	SHO	SV	IP	H	R	ER	HR	HB	BB	SO	WP	BK
2013	Fort Worth (IND)	9-1	2.74	13	13	1	0	0	75.2	58	23	23	4	3	37	97	4	0
	Florence (IND)	0-0	5.54	3	3	0	0	0	13.0	8	8	8	3	0	7	11	1	0
	Grand Prairie (IND)	1-1	1.84	3	3	0	0	0	14.2	6	3	3	0	0	5	8	0	0
2014	Grand Prairie (IND)	3-1	3.35	13	13	0	0	0	80.2	74	36	30	5	5	33	84	6	0
	Lowell	5-1	1.62	8	8	0	0	0	50.0	32	11	9	3	2	11	54	2	0
2015	Greenville	0-0	4.76	5	1	0	0	0	17.0	17	10	9	2	1	5	17	1	0
	Salem	7-2	2.96	17	12	0	0	0	79.0	62	28	26	0	0	21	85	0	0
	Portland	4-1	2.66	7	7	0	0	0	40.2	28	13	12	0	1	13	35	0	0
<b>Minor League Totals</b>		<b>16-4</b>	<b>2.70</b>	<b>37</b>	<b>28</b>	<b>0</b>	<b>0</b>	<b>0</b>	<b>186.2</b>	<b>139</b>	<b>62</b>	<b>56</b>	<b>5</b>	<b>4</b>	<b>50</b>	<b>191</b>	<b>3</b>	<b>0</b>
<b>Independent Lg. Totals</b>		<b>13-3</b>	<b>3.13</b>	<b>32</b>	<b>32</b>	<b>1</b>	<b>0</b>	<b>0</b>	<b>184.0</b>	<b>146</b>	<b>70</b>	<b>64</b>	<b>12</b>	<b>8</b>	<b>82</b>	<b>200</b>	<b>11</b>	<b>0</b>

### WITTE, Jantzen Connerly

**1B/3B**

**HT:** 6-2; **WT:** 210; **BATS:** Right; **THROWS:** Right; **BORN:** 1/4/1990 in Arlington, TX; **RESIDES:** Fort Worth, TX; **SIGNED BY:** Gregg Miller; **ACQUIRED:** Red Sox 24th pick (24th round, 713th overall) in the 2013 June Draft.

**2015:** Missed the 2nd half of the season with a broken left wrist...Named an Eastern League mid-season All-Star...Hit 25 2B before the All-Star break, most in the EL and tied for most in all of Double-A...Recorded a .363 OBP...Posted a .347 AVG/.429 OBP/.542 SLG line vs. LHP (25-for-72, 6 2B, 3B, 2 HR, 11 BB, 6 SO)...Had 25 multi-hit games...Made 50 starts at 1B (.993 fielding pct.) and 30 at 2B (.962)...Hit .462 (18-for-39) with 12 RBI during a 10-game stretch from 4/17-27...On 5/3 at Reading, went 4-for-5 with 2 3B, HR, 3 RBI, and 2 runs...Through 5/7, ranked T-3rd in all of Double-A in hits and 10th in AVG (.368, 35-for-95)...Reached base in each of his final 12 games before the All-Star break (15-for-47, 4 2B, 5 BB, 2 HBP)...Was the starting 3B in the EL All-Star Game on 7/15 at Hadlock Field (0-for-2)...In his 1st game after the break (7/16 at New Hampshire), was hit by a pitch in the 1st inning...Remained in the game and played the bottom half of the frame at 3B, but was removed after the inning...Placed on the DL the next day and missed the remainder of the season...**2014:** Combined with Single-A Greenville and High-A Salem to hit .312 (153-for-490) with a .379 OBP and .500 SLG...Named a South Atlantic League mid-season All-Star...Led all minor leaguers in sacrifice flies (13) and ranked 4th in 2B (44)...Ranked 4th among minor league 1B in AVG...Led all Red Sox minor leaguers in hits and 2B...Produced a .995 fielding percentage (4 E/856 TC) in 99 games at 1B...Also saw time at 3B (26 G) and 2B (1 G)...Hit .373 (47-for-126) vs. LHP and .291 (106-for-364) vs. RHP...Played his first 65 games with the Drive and led the club in AVG (.330)...Hit .388 (66-for-170) during a 47-game stretch from 4/11-6/2, leading all minor leaguers in 2B (23) and XBH (31) and ranking 2nd in AVG and RBI (tied, 45) in that span...Hit 2 HR on 4/25 vs. Lexington, his 1st career homers...Went 3-for-4 with 4 runs, 4 RBI, and 3 BB on 4/27 vs. Lexington...Went 3-for-4 with 4 runs, 3 2B, and 3 RBI on 5/5 at Augusta...Recorded 3 hits in 3 straight games from 5/4-7 (9-for-14, 7 R, 6 2B, 3B, HR, 8 RBI)...Hit .475 (19-for-40) during an 11-game hitting streak from 4/30-5/11...Named SAL Player of the Week on 5/12...At the time of his promotion to Salem on 6/19, ranked 2nd among Single-A players in RBI (tied, 54) and OPS (.972), 3rd in SLG (.554), 4th in AVG (.330), and 6th in runs (50)...Played his final 65 games with Salem, batting .296 (76-for-257) with a .340 OBP and .451 SLG...Hit safely in 15 of his final 17 games from 8/16-9/1, batting .406 (28-for-69) in that span...**2013:** Played in 13 games for the GCL Red Sox before a 7/10 promotion to Short-A Lowell (20 G) in his 1st pro season...Placed on the DL on 8/14 for the rest of the year...**PERSONAL:** Named Big 12 Co-Scholar Athlete of the Year, 2nd-Team All-Big 12, and 1st-Team Academic All-Big 12 as a senior for Texas Christian University in 2013...Started all 57 of the Horned Frogs' games, hitting .293 (61-for-208) with 15 2B, 2 3B, 3 HR, and 34 RBI.

YEAR	CLUB	AVG	G	AB	R	H	2B	3B	HR	RBI	SB	SF	HP	BB	SO	SB	CS	E
2013	GCL Red Sox	.244	13	41	2	10	2	1	0	7	0	0	0	6	9	1	0	0
	Lowell	.121	20	66	6	8	3	0	0	3	0	0	4	3	15	0	0	0
2014	Greenville	.330	65	233	50	77	24	2	8	54	0	8	5	36	56	4	3	4
	Salem	.296	65	257	21	76	20	4	4	39	0	5	2	18	41	2	1	4
2015	Portland	.283	85	314	36	89	25	2	4	48	0	5	6	36	47	3	3	6
<b>Minor League Totals</b>		<b>.285</b>	<b>248</b>	<b>911</b>	<b>115</b>	<b>260</b>	<b>74</b>	<b>9</b>	<b>16</b>	<b>151</b>	<b>0</b>	<b>18</b>	<b>17</b>	<b>99</b>	<b>168</b>	<b>10</b>	<b>7</b>	<b>14</b>

### WORT, Rob

**RHP**

**HT:** 6-2; **WT:** 170; **BATS:** Right; **THROWS:** Right; **BORN:** 2/7/1989 in St. Charles, MO; **RESIDES:** St. Charles, MO; **SIGNED BY:** Kerrick Jackson (Nationals); **ACQUIRED:** Signed as a minor league free agent, 11/1/2015.

**2015:** Released by ARI on 3/21 and signed with the Sioux City Explorers of the independent American Association on 3/26...Went 11-3 with 4 saves and led the club in appearances (41) and ERA (1.79, 65.1 IP, 13 ER)...Averaged 12.67 SO/9.0 IP...Recorded a .154 opponent AVG and 0.94 WHIP...Following the season, played for Anzoategui of the Venezuelan Winter League...Went 1-0 with 3 saves and a 1.54 ERA (2 ER/11.2 IP) before being signed by BOS to a minor league contract on 11/1...Finished his winter season 2-1 with 3 saves and a 2.76 ERA (5 ER/16.1 IP) in 19 appearances, all in relief...**2014:** Released by WSH on 3/14...Signed with Sioux City in April...Was 2-1 with a save and a team-leading 0.97 ERA (4 ER/37.0 IP) in 24 appearances, all in relief...Averaged 14.1 SO/9.0 IP and held opponents to a .180 AVG...Had his contract purchased by ARI on 8/13...Pitched for Short-A Hillsboro and went 3-0 with a 1.04 ERA (1 ER/8.2 IP) in 7 appearances, all in relief...**2013:** Began the season with Double-A Harrisburg and made 4 appearances before going on the DL from 4/16-5/20...Reinstated

Player Development

## Minor League Players, Continued

and transferred to High-A Potomac on 5/21 and spent the remainder of the season there...Averaged 12.7 SO/9.0 IP with Potomac...Did not allow a run in his final 8 appearances beginning 8/10 (8.2 IP, 3 H)...**2012:** Spent entire season with Potomac...Named a Carolina League mid-season All-Star...Averaged 15.1 SO/9.0 IP, the highest mark among all minor league pitchers (min. 40.0 IP)...Among CL relievers, ranked 1st in SO/9.0 IP, 2nd in lowest opponent AVG (.204, 42-for-206), and 3rd in fewest base runners per 9.0 IP (10.32)...Also ranked 5th in the league in saves (13) and appearances (40)...32 of his 40 outings were scoreless...Held RHB to a .174 AVG (23-for-132)...Recorded the final out of the Carolina League/California League All-Star Game (0.1 IP, H, SO)...Converted each of his final 8 save opportunities beginning 7/28...**2011:** Spent entire season with Potomac, ranking 3rd on the club with 16 games finished...Held RHB to a .169 AVG (15-for-89)...Posted a 1.06 ERA (2 ER/17.0 IP) in 15 games from 5/2-7/22...On the DL from 5/11-6/9...**2010:** Combined with Single-A Hagerstown and Potomac to go 6-0 with 8 saves and a 1.92 ERA (11 ER/51.2 IP), .180 opponent AVG (32-for-178), and 0.95 WHIP in 41 appearances, all in relief...34 of his outings were scoreless...In his final 29 appearances beginning 6/12, posted a 0.49 ERA (2 ER/37.0 IP)...**2009:** Made professional debut with the GCL Nationals and led the club with 18 appearances, all in relief...**PERSONAL:** Originally selected by WSH in the 30th round of the 2009 June Draft...Pitched for 2 years (2008-09) at Jefferson College (MO), earning 16 saves as the team's closer...Attended Francis Howell North HS (MO).

YEAR	CLUB	W-L	ERA	G	GS	CG	SHO	SV	IP	H	R	ER	HR	HB	BB	SO	WP	BK
2009	GCL Nationals	3-3	3.91	18	0	0	0	1	23.0	22	12	10	1	0	11	16	9	0
2010	Hagerstown	5-0	2.08	33	0	0	0	8	43.1	28	12	10	2	2	9	53	3	0
	Potomac	1-0	1.08	8	0	0	0	0	8.1	4	1	1	0	3	8	11	0	0
2011	Potomac	2-2	4.42	34	0	0	0	3	36.2	32	21	18	3	5	27	37	2	1
2012	Potomac	2-4	2.38	40	0	0	13	56.2	42	16	15	2	4	19	95	1	0	0
2013	Harrisburg	1-0	13.50	4	0	0	0	0	3.1	4	5	5	2	0	4	2	0	0
	Potomac	1-1	3.71	31	0	0	0	6	34.0	25	16	14	1	2	29	48	5	0
2014	Sioux City (IND)	2-1	0.97	24	0	0	0	1	37.0	24	6	4	2	5	14	58	0	0
	Hillsboro	3-0	1.04	7	0	0	0	0	8.2	6	1	1	1	1	2	13	0	0
2015	Sioux City (IND)	11-3	1.79	41	0	0	0	4	65.1	35	14	13	2	2	26	92	5	0
<b>Minor League Totals</b>		<b>18-10</b>	<b>3.11</b>	<b>175</b>	<b>0</b>	<b>0</b>	<b>0</b>	<b>31</b>	<b>214.0</b>	<b>163</b>	<b>84</b>	<b>74</b>	<b>12</b>	<b>17</b>	<b>109</b>	<b>275</b>	<b>20</b>	<b>1</b>
<b>Independent Lg. Totals</b>		<b>13-4</b>	<b>1.50</b>	<b>65</b>	<b>0</b>	<b>0</b>	<b>0</b>	<b>5</b>	<b>102.1</b>	<b>59</b>	<b>20</b>	<b>17</b>	<b>4</b>	<b>7</b>	<b>40</b>	<b>150</b>	<b>5</b>	<b>0</b>

### YSLA, Luis Alfredo

LHP

**HT:** 6-1; **WT:** 185; **BATS:** Left; **THROWS:** Left; **BORN:** 4/27/1992 in Estado Carabobo, Venezuela; **RESIDES:** Estado Carabobo, Venezuela; **SIGNED BY:** Ciro Villalobos and Edgar Fernandez (Giants); **ACQUIRED:** From the San Francisco Giants in exchange for OF Alejandro De Aza, 8/31/2015.

**2015:** Spent majority of season with High-A San Jose...With the Giants, was 2-1 with a 4.50 ERA (24 ER/48.0 IP) in 24 relief appearances, and 1-5 with an 8.81 ERA (31 ER/31.2 IP) in 9 starts...Recorded 8 SO in 4.0 scoreless innings on 7/8 vs. Bakersfield, 8 SO in 5.0 scoreless and hitless innings on 7/21 vs. Lancaster, and 8 SO in only 3.0 IP on 7/28 at Visalia...Traded to BOS in exchange for OF Alejandro De Aza on 8/31...Made 2 appearances with High-A Salem, allowing no hits or runs in 5.0 IP...Combined with the 2 clubs to average 10.7 SO/9.0 IP...Following the season, ranked by *Baseball America* as the No. 25 prospect in the Sox organization...Also made 7 relief appearances for Margarita of the Venezuelan Winter League...**2014:** Spent entire season with Single-A Augusta...Named a South Atlantic League mid- and post-season All-Star...Led the league in ERA (2.45) and ranked 4th in opponent AVG (.231)...Ranked 3rd among SAL starters in SO/9.0 IP (8.37)...Held LHB to a .201/.296/.266 batting line (28-for-139)...Allowed 1 ER or fewer in 15 of his 23 starts, and 4 ER or fewer in each of them...Gave up only 1 ER on 2 hits in a season-high 8.0 IP on 5/13 at Hickory (0 BB, 7 SO)...Struck out a season-high 10 batters in 6.0 IP on 6/28 at Lexington...Following the season, made 3 relief appearances for Margarita of the VWL...**2013:** Made professional debut and spent entire season with the Rookie-level AZL Giants...Named an AZL post-season All-Star...Ranked among league leaders in opponent AVG (3rd, .204), WHIP (3rd, 1.00), and ERA (7th, 2.65)...In his final 5 starts beginning 8/1, was 2-0 with a 0.39 ERA (1 ER/23.0 IP) and .132 opponent AVG (10-for-76)...**PERSONAL:** Originally signed by SF as an international free agent on 9/11/12.

YEAR	CLUB	W-L	ERA	G	GS	CG	SHO	SV	IP	H	R	ER	HR	HB	BB	SO	WP	BK
2013	AZL Giants	4-0	2.65	12	12	0	0	0	51.0	38	18	15	1	3	13	52	1	0
2014	Augusta	6-7	2.45	24	23	0	0	0	121.1	104	42	33	8	11	45	115	8	3
2015	San Jose	3-6	6.21	33	9	0	0	0	79.2	109	60	55	9	3	41	95	4	2
	Salem	0-0	0.00	2	0	0	0	0	5.0	0	0	0	0	0	2	6	0	0
<b>Minor League Totals</b>		<b>13-13</b>	<b>3.61</b>	<b>71</b>	<b>44</b>	<b>0</b>	<b>0</b>	<b>0</b>	<b>257.0</b>	<b>251</b>	<b>120</b>	<b>103</b>	<b>18</b>	<b>17</b>	<b>101</b>	<b>268</b>	<b>13</b>	<b>5</b>

### ZANDONA, Daniel Vincent

RHP

**HT:** 6-1; **WT:** 200; **BATS:** Right; **THROWS:** Right; **BORN:** 2/27/1993 in Woodland Hills, CA; **RESIDES:** Santa Barbara, CA; **SIGNED BY:** Jim Woodward; **ACQUIRED:** Red Sox 20th pick (21st round, 621st overall) in the 2015 June Draft.

**2015:** Made professional debut and spent entire season with Short-A Lowell...Ranked T-2nd on the club in appearances (16)...Pitched 4.0 hitless, scoreless innings on 8/19 at Brooklyn (BB, 6 SO)...**PERSONAL:** Played baseball for 4 seasons at California Polytechnic State University...Earned the team's Jim Newkirk Fireman's Award as a senior after recording 7 saves and 63 SO in 39.2 IP...Hit .421 and went 10-1 with a 1.29 ERA as a senior at Santa Barbara HS (CA)...Named to the All-Channel League First Team as a junior and named the league's MVP as a senior, leading his team to league titles in 2010 and 2011.

YEAR	CLUB	W-L	ERA	G	GS	CG	SHO	SV	IP	H	R	ER	HR	HB	BB	SO	WP	BK
2015	Lowell	1-0	5.46	16	0	0	0	0	28.0	32	20	17	4	2	7	24	6	0



# Media Information

# Red Sox Media Relations



**Kevin Gregg**  
Senior Director,  
Media Relations



**Jon Shestakofsky**  
Manager,  
Media Relations &  
Baseball Information



**Abby DeCiccio**  
Manager,  
Media Relations



**Justin Long**  
Coordinator,  
Media Relations



**Chris Gilligan**  
Assistant,  
Media Relations



**Daveson Perez**  
Assistant, Media  
Relations/Translator



**Mikio Yoshimura**  
Japanese Media  
Liaison



**Zineb Curran**  
Senior Director,  
Corporate  
Communications



**Mike Ivins**  
Senior Manager  
of Photography



**Our beloved friend and colleague, Dick Bresciani, passed away in November 2014. In recognition of his decades of contributions to Red Sox baseball, the Fenway Park press box was dedicated as the Dick Bresciani "Bresh Box" Press Box the following April.**

# Media Information

**MEDIA RELATIONS PHONE/FAX:** 617-226-6613

**CREDENTIAL PICKUP:** All media credentials may be picked up at the Fenway Park Media Entrance at Gate D on Level G (street level), located near the corner of Yawkey Way and Van Ness Street. Gate D will open 4 hours before game time.

**MAIN PRESS BOX:** The Main Press Box is located directly behind home plate on Level 5. The press box may be reached by taking the elevators or ramps located inside Gate D. Only media with proper credentials will be allowed access to the 5th floor press area.

**PRESS DINING:** Press dining is located on Level 5 in the press area and is available to accredited media at \$12 per person. Press Dining will open 3 hours prior to the start of the game and will remain open for one hour after 1st pitch. Credit and debit cards are the only form of payment for press dining.

**CLUBHOUSES:** The Red Sox clubhouse is located on Level G, near sections 15 and 16 on the first base side. The visitors' clubhouse is located on Level G, near sections 25 and 26 on the third base side.

**PHOTO LOCATIONS:** Assigned photo locations are located in permanent camera wells on the outfield side of both dugouts. Wireless transmission capabilities are available in all photo locations.

**INTERVIEW ROOMS:** All pre- and post-game interviews will be held in the Red Sox regular Interview Room above the home clubhouse. The Interview Room may be accessed by taking the ramp near Gate D to the Mezzanine Level (between Level G and Level 2) or by taking the center elevator on the Gate D elevator bank (accessible from the press level going down or from Gate D and the ground level going up) to the Mezzanine M Level.

**PRESS BOX INTERNET/TELEPHONE INFO:** The Red Sox will provide high-speed wired and wireless internet access free of charge throughout the postseason at Fenway Park. Internet log-in information is as follows:

SSID: MLB-Press2016

Password: MediaPressWiFi


**ADDITIONAL RED SOX MEDIA INFO:** Media can access Red Sox game day information at <http://pressroom.redsox.com>. This online media portal includes daily press clippings, game notes and minor league reports as well as additional pertinent information on home game dates. Please contact a member of the media relations department for login information. Media can also follow the Red Sox Media Relations department on twitter at @BostonRedSoxPR.

# Red Sox on NESN

NESN (New England Sports Network), the official home of the Boston Red Sox, is in its 33rd year of carrying Red Sox baseball. Consistently one of the top rated regional sports networks in the country, NESN's Red Sox coverage includes one hour of pre- and post-game programming before and after every game as well as three original, daily news shows that include exclusive Red Sox content. Veteran play-by-play announcer Dave O'Brien enters his first season with NESN and will be joined by Red Sox Hall of Famer Jerry Remy, Baseball Hall of Famer Dennis Eckersley, and former Red Sox and national baseball analyst Steve Lyons. Tom Caron is in his 13th year as host of NESN's pre- and post-game coverage. He will be joined by an All-Star line-up of studio analysts that includes Eckersley, Lyons, MLB Hall of Famer Jim Rice, and Red Sox Hall of Famer elect Tim Wakefield.



**DAVE O'BRIEN** enters his 26th year of Major League baseball broadcasting, his first in NESN's play-by-play role after nine seasons on Red Sox Radio. O'Brien also announces for ESPN, where he has handled a variety of play-by-play roles, and called MLB International's coverage of the American League Championship Series and World Series from 2004-09. He worked as both a radio and television announcer for the Florida Marlins from 1993-2001 and broadcast television games for the New York Mets from 2003-05. O'Brien has also done play-by-play for the Atlanta Braves (1990-91) as well as college football and basketball action for the University of Georgia and University of Miami. The Quincy, MA native is a Syracuse University graduate.



**JERRY REMY** (Twitter: @Jerry\_Remy) has served as the Red Sox color analyst on NESN since 1988, announcing over 3,000 regular season Red Sox games during his career. The long-time Red Sox Nation favorite was elected to the Red Sox Hall of Fame in 2006 for his playing and broadcasting accomplishments. A native of Somerset, MA, Remy was an infielder for 10 years in the majors with the Angels (1975-77) and Red Sox (1978-84) with a career .275 batting AVG and 208 stolen bases in 1,154 games. He ranked among the AL leaders with 10 triples and 41 stolen bases in 1977 and was an AL All-Star in his 1st season with Boston in 1978, when he scored 87 runs and stole 30 bases. In September of 2007, Remy was elected President of Red Sox Nation through on-line voting and can often be found at Remy's Bar and Grill, which opened in 2010 and features a view of Fenway Park.



**DENNIS ECKERSLEY** (Twitter: @Eck43) has been at NESN since 2003 and will split time between the broadcast booth and pre/post-game shows. He was elected into Baseball's Hall of Fame in 2005 after pitching 24 seasons in the major leagues with 5 teams (Indians, Red Sox, Cubs, A's, and Cardinals), including two different stints with the Red Sox (1978-84, 1998). He spent the first 12 years of his career as a starting pitcher then switched to the bullpen to become one of the most dominant closers in the game. During a 5-year stretch beginning in 1988, Eckersley averaged 44 saves, a 1.88 ERA, more than a strikeout/inning, and less than 1 walk/9 innings. In 1992, Eckersley became only the 2nd relief pitcher to win both the AL MVP and Cy Young Award in the same season. The 6-time All-Star has served as a postseason studio and game analyst for TBS since 2008.



**STEVE LYONS** (Twitter: @stevelyons12) is in his third season as a Red Sox analyst on NESN. This season he will split time between the broadcast booth and pre/post-game shows. A 3-time national Emmy award-winning broadcaster, he also serves as a baseball analyst on daily sports news shows NESN Live, NESN Sports Today and NESN Sports Update. Selected by the Red Sox in the 1st round (19th overall) in the 1981 June Draft out of Oregon State, Lyons played 9 seasons in the major leagues (1985-93) with 4 different teams, including 4 stints in Boston. Voted the 1995 10th Player Award winner by Red Sox fans, he played at least 1 game at every position during his career, spending most of his time in CF (237 G) and at 3B (229 G).

Lyons began his broadcasting career in 1996 with FOX Sports and has worked for both the FOX national and regional networks as a game analyst, studio analyst and studio host. During his 11 years on FOX's national broadcast he worked in the booth or on pre- and post-game shows for the Divisional Series, Championship Series and World Series. He also spent 9 years with the Los Angeles Dodgers as a pre- and post-game host and game announcer.



**TOM CARON** (Twitter: @TomCaron) enters his 15th season as a member of NESN's Red Sox broadcasts, and his 13th season as host of the pre- and post-game shows. The Lewiston, ME native joined NESN in 1995 and has served as Red Sox field reporter, studio host for Boston Bruins hockey, and play-by-play announcer for the Beanpot and Hockey East. The past three years Caron has been named 'Favorite Local TV Sports Personality' by New England Sports Fan Survey. Before joining NESN, he served as a sports anchor in Plattsburgh, NY; Hanover, NH; and Portland, ME. In 1993 he joined the Portland Pirates of the AHL as play-by-play announcer and communications director and was inducted into the team's Hall of Fame in 2014. Caron is involved in many local and regional charities, including serving on the board of directors for Mass Mentoring, the advisory board for Good Sports, Inc., the Run to Home Base Program, and the Red Sox Foundation.

## Red Sox on NESN, Continued



**JIM RICE** is in his 14th year as a pre/post-game analyst on NESN (since 2003). In 2009, he became the 32nd member of the Red Sox to be elected into the National Baseball Hall of Fame. Rice played 16 seasons in the major leagues, all of them with the Red Sox. The 8-time All-Star finished his career with a .298 batting AVG, 382 home runs and 1,451 RBI. Rice was voted the AL MVP in 1978 and helped lead the Red Sox to 2 World Series (1975 and 1986). He ranks 3rd behind only Ted Williams and Carl Yastrzemski on the Red Sox all-time leaders list in RBI, hits, and total bases, and 4th in home runs. Since retiring after the 1989 season, Rice has remained active in the Red Sox organization, serving as a minor league hitting instructor from 1992 to 1994 before joining the parent club as hitting coach from 1995-2000. He currently serves as a special organizational instructor for the team.



**TIM WAKEFIELD** (Twitter: @TimWakefield49) joined NESN's pre/post-game team in 2012 after his final season in baseball in 2011. His 19-year MLB career included 17 years as a popular member of the Red Sox (1995-2011). He ended his career with 200 wins, 186 of them with Boston, which ranks third behind only Cy Young and Roger Clemens on the Red Sox all-time career win list. He was the American League Comeback Player of the Year in 1995, an All-Star in 2009, and a two-time World Series Champion. He was also honored as a champion off the field as one of the most charitable players in the league, winning the Roberto Clemente Award in 2010 after being nominated 8 times during his career. He has continued working closely with the Red Sox, and currently serves as a special assignment instructor as well as honorary chairman of the Red Sox Foundation. He will be inducted into the Red Sox Hall of Fame in May of 2016.



**GUERIN AUSTIN** (Twitter: @GuerinAustin) will serve as a Boston Red Sox sideline reporter. Austin joined NESN in September of 2014 and served as the network's Boston Bruins rink-side reporter for the 2014-15 season and as the primary Red Sox sideline reporter after the Bruins season ended in April 2015. During the baseball off-season, she serves as an anchor/reporter on NESN's three daily sports news programs. Before NESN, Austin spent five years in Washington, D.C., where she served as host of Caps Red Line, a weekly behind-the-scenes look at the Washington Capitals airing on the NHL Network, and as a morning host/reporter at the FOX affiliate in Richmond, VA. The 2004 Miss Nebraska USA got her start in television as an on-air host and associate producer at the ABC affiliate in Denver, and at the CW station in Omaha, Nebraska.

# Red Sox Radio Network

The Red Sox Radio Network carries every regular season game. The Red Sox and Entercom Communications announced a 10-year agreement for 2007-16 in May 2006. A network of over 60 stations broadcasts Boston's games throughout the New England area. Joe Castiglione and former Pirates' broadcaster Tim Neverett will provide radio coverage for most games in 2016. Mike Mutnansky serves as the host of pre- and post-game Red Sox coverage.




**JOE CASTIGLIONE** is in his 34th season on Red Sox radio, the longest of any Red Sox radio broadcaster, and has the longest tenure of any Boston broadcaster. Prior to coming to Boston, Castiglione called television games for the Cleveland Indians in 1979 and 1982 and for the Milwaukee Brewers in 1981. The Hamden, CT native has also announced television games for the NBA's Cleveland Cavaliers and did college basketball on NESN for 6 years. During the offseason, Joe taught classes in broadcast journalism at Northeastern University for 29 years (1985-2013), at Franklin Pierce University for 15 years (1996-2010), and at Emerson College in 1996. Since 1990, he has also served as a Jimmy Fund staff member in fundraising. A graduate of both Colgate (undergraduate) and Syracuse Universities (graduate), Joe is the author of *Broadcast Rites and Sites-I Saw It on the Radio with the Boston Red Sox*, which was published in 2004, and *Can You Believe It, 30 Years Inside Red Sox Baseball*, published in 2012. Castiglione was inducted into the Red Sox Hall of Fame in 2014 as the non-uniformed selection. He and his wife, Jan, have 3 children and 6 grandchildren. They reside in Marshfield, MA.



**TIM NEVERETT**, a New England native, is entering his first season as the radio play-by-play voice of the Boston Red Sox. Previously Tim spent seven seasons as the radio and television play-by-play announcer for the Pittsburgh Pirates. Before joining the Pirates, Neverett spent four years working for FSN Rocky Mountain, including as a studio host for Colorado Rockies games during the 2008 season. He also served the network as a play-by-play announcer for Rockies games, college football, basketball, hockey, lacrosse, arena football, and track and field. In addition, Tim hosted talk shows for both the nationally syndicated Sporting News Radio Network and ESPN 560 in Denver, Colorado, where he was named the 2005 Best Radio Sports-Talk Host by Westword magazine. Prior to his time in Denver, Neverett lived in Las Vegas, calling games on radio and TV for the Padres and Dodgers Triple-A teams as well as Las Vegas' International Hockey League team and the UNLV baseball and football teams. Neverett, who began his broadcasting career in 1985 with Pittsburgh's Double-A affiliate Nashua, also called baseball, softball, basketball and soccer as well as hockey and skiing during four Olympic Games from 2002-2008. Tim lives in Boston with his wife, Jessica, and has three sons; Matthew (21), Kyle (20) and Drew (17). He is a graduate of Emerson College in Boston where he lettered in baseball for four seasons.

## Red Sox Spanish Radio Network

2016 marks the 26th season of the Red Sox Spanish-language broadcast. Every game of the regular season will be broadcast on either WCEC 1490 AM or WCCM 1110 AM. Uri Berenguer will call the action for the 2016 season.



**URI BERENGUER** started working with the Red Sox Spanish-language broadcast team in 2002 at only 19 years old. A former Jimmy Fund patient at the Dana-Farber Cancer Institute, he became interested in a broadcasting career after a visit from Sox announcer Joe Castiglione. Berenguer attended Boston Latin Academy and Northeastern University and is the nephew of former major league pitcher Juan Berenguer.



# 2016 Radio Affiliates

## MASSACHUSETTS

Boston	WEEI (Flagship)	93.7 FM/850 AM
Boston	WMVX (Flagship Spanish)	1570 AM
Beverly	WBOQ	104.9 FM
Cape Cod	WEII	96.3 FM
Fall River	WSAR	1480 AM
Fitchburg	WPKZ	1280 AM
Great Barrington	WSBS	860 AM
Milford	WMRC	1490 AM
New Bedford	WBSM	1420 AM
North Adams	WNAW	1230 AM
Pittsfield	WBEC	1420 AM
Springfield	WWEI	105.5 FM
Worcester	WCRN	830 AM
Worcester	WVEI	1440 AM

## CONNECTICUT

Danbury	WLAD	800 AM
Greenwich	WGCH	1490 AM
Hartford	WTIC	1080 AM
Putnam	WINY	1350 AM
Willimantic	WILI	1400 AM

## MAINE

Bangor	WZON	620 AM
Calais	WQDY	92.7 FM
Dover/Foxcroft	WDME	103.1 FM
Ellsworth	WDEA	1370 AM
Farmington	WKTJ	99.3 FM
Houlton	WHOU	100.1 FM
Machias	WALZ	95.3 FM
Millinocket	WSYY	1240 AM
Portland	WLOB	1310 AM
Portland	WJJB	96.3 FM
Portland/Saco	WPEI	95.9 FM
Presque Isle	WEGP	1390 AM
Rockland	WYBA	105.5 FM

## NEW HAMPSHIRE

Berlin	WMOU	1230 AM
Concord/Hillsboro	WTPL	107.7 FM
Franklin	WFTN	1240 AM
Keene/Swanzey	WEEY	93.5 FM
Littleton	WLTN	1400 AM
Manchester	WGAM	1250 AM
Meredith	WZEI	101.5 FM
Nashua	WGHM	900 AM
New London	WCFR	1480 AM
New London	WNTK	99.7 FM
Newport	WCNL	1010 AM
Plymouth	WPNH	1300 AM
Walpole	WFXK	96.3 FM

## NEW MEXICO

Albuquerque	KDEF	1150 AM
-------------	------	---------

## NEW YORK

Albany	WOFX	980 AM
Brockport	WASB	1590 AM
Canadaigua	WRSB	1310 AM
Hudson	WCKL	560 AM
St. Johnsville	WKAJ	1120 AM

## RHODE ISLAND

Providence	WVEI	103.7 FM
------------	------	----------

## VERMONT

Bennington	WBTN	1370 AM
Burlington	WCPV	101.3 FM
Morrisville	WLVB	93.9 FM
Newport	WIKE	1490 AM
Randolph	WCVR	1320 AM
Rutland	WSYB	1380 AM
St. Johnsbury	WSTJ	1340 AM
Waterbury	WDEV	96.1 FM/550 AM
Woodstock	WWOD	93.9 FM

## WYOMING

Jackson	KSGT	93.3 FM/1340 AM
---------	------	-----------------

# All-Time Broadcasters (Since 1926)

Name	Year(s)	Affiliate(s)
Andrews, Mike	1984	NESN TV
Arnold, Dale	2008-11	WEEI-AM (2008-2009), WRKO-AM (2008-2009)
Baez, Oscar	2002-2014	Spanish Beisbol Productions, LLC
<b>Berenguer, Uri</b>	2003-present	Spanish Beisbol Productions, LLC
Britt, Jim	1940-50	WAAB-AM (1940-42), WNAC-AM (1942, 1946), WHDH-AM (1947-50), TV-4 & TV-7 (1948-50)
<b>Castiglione, Joe</b>	1983-present	WRKO-AM (1983-94, 2007-14), WEEI-AM (1995-Present)
Coleman, Ken	1966-74	WHDH-AM (1966-71), TV-5 (1966-71), TV-4 (1972-74)
	1979-89	WITS-AM (1979-82), WRKO-AM (1983-89)
Crowley, Bill	1957-60	TV-5 and WHDH-AM
Delaney, Bob	1951-53	WHDH-AM, TV-4 & TV-7
Der Divanis, Kent	1984	NESN TV
Egan, Leo	1949-50	WHDH-AM (1949-50), TV-4 & TV-7 (1949)
Fornieles, Mike	1993	WROL-AM (Spanish)
Frisch, Frankie	1939	WAAB-AM
Geffner, Glenn	2007	WEEI-AM (2007), WRKO-AM (2007)
Gillis, Don	1957	TV-5 (Gowdy was out most of year with a bad back)
Gleeson, Art	1960-64	TV-5 and WHDH-AM
Gowdy, Curt	1951-65	WHDH-AM (1951-65), TV-4 & TV-7 (1951-56), TV-5 (1957-65)
Hadley, Bump	1948, 1950	TV-4 & TV-7
Harrelson, Ken	1975-81	WSBK-TV 38
Harrison, Gerry	1927	WNAC-AM
Hartrick, George	1943-45	WNAC-AM
Hoey, Fred	1927-38	WNAC-AM
Hussey, Tom	1939-54	WAAB-AM (1939-42), WNAC-AM (1942-46), WHDH-AM (1947-54), TV-4 & TV-7 (1948-54)
Kulik, Bill	2001-2014	Spanish Beisbol Productions, LLC
Kurtz, Bob	1993-00	NESN TV
Martin, Dave	1972-73	WHDH-AM (joined crew in June)
Martin, Ned	1961-92	TV-5 (1961-71), WHDH-AM (1961-75), WMEX-AM (1976-77), WITS-AM (1978), WSBK-TV 38 (1979-87), NESN TV (1988-92)
Martinez, Hector	1988-98	WRCA-AM (1988-90), WROL-AM (1991-98) (Spanish)
McDonough, Sean	1988-04	WSBK-TV 38 (1988-96), WABU-TV 68 (1997-98), WB-Ch. 56 (1999), FOX 25 (2000-02), UPN/WBZ (2003)
MacLean, John	1972	WHDH-AM (April to early May and left due to illness)
Miller, Jon	1980-82	WITS-AM
Montgomery, Bob	1982-95	WSBK-TV 38
Murphy, Bob	1954-59	WHDH-AM (1954-59), TV-4 & TV-7 (1954-56), TV-5 (1957-59)
<b>Neverett, Tim</b>	2016-present	WEEI-AM (2016-present)
<b>O'Brien, Dave</b>	2007-present	WRKO-AM (2007-14), WEEI-AM (2007-15), NESN TV (2016-present)
Orsillo, Don	2001-2015	NESN TV
Parnell, Mel	1965-68	TV-5 and WHDH-AM
Pesky, Johnny	1969-74	WHDH-AM (1969-71), TV-5 (1969-71), TV-4 (1973-74)
Petrocelli, Rico	1979	WITS-AM
<b>Remy, Jerry</b>	1988-present	NESN TV (1988-present), WSBK-TV 38 (1996), WABU-TV 68 (1997-98), WB-Ch. 56 (1999), FOX 25 (2000-02), UPN/WBZ (2003)
Rish, Jon	2006-13	WEEI-AM, WRKO-AM
Rooney, Gus	1926	WNAC-AM (Opening Day)
Serano, Bobby	1988-01	WRCA-AM (1988-90, 1999-01), WROL-AM (1991-98)
Starr, Bob	1990-92	WRKO-AM
Stockton, Dick	1975-78	WSBK-TV 38
Tiant, Luis	2002-03	Spanish Baseball Network
Trupiano, Jerry	1993-06	WRKO-AM (1983-94), WEEI-AM (1995-06)
Villaman, J.P.	1999-05	WRCA-AM, Spanish (1999-2005)
Woods, Jim	1974-78	WHDH-AM (1974-75), WMEX-AM (1976-77), WITS-AM (1978)

**Bold=Active.** Corrections have been made in the above listing thanks to information provided to us from John K. Moynahan, author of *50 Years At The Game, A Sports Traveler's Journey*, and other sources. We appreciate this input as we attempt to produce an accurate account of our broadcasters. We are aware that through the years there have been "guest" or temporary fill-in broadcasters for Red Sox games, however, they are too numerous to list here.

# Spring Training



## jetBlue Park

Spring Training Home  
of the Boston Red Sox



JetBlue Park, which sits within the Fenway South Spring Training and player development complex, features the same seating bowl geometry and playing field dimensions as Fenway Park in Boston. The ballpark, which opened in 2012, has a total capacity of roughly 11,000 (including standing room and reserved lawn seating), and takes many of its defining characteristics from "America's Most Beloved Ballpark."

One such characteristic is a near replica of the iconic Fenway Park Green Monster wall. The JetBlue Park wall features the similar dimensions and signature paint color of its counterpart up north, but is unique with its 2-level seating area both on top and inside the wall under cover. The wall also features a restored manual scoreboard that served Red Sox fans for almost 3 decades at Fenway Park in Boston starting in 1976.

### JetBlue Park also features:

- **Close to 60,000 square feet of rolling canopy shading for the majority of seats, just about 1 ½ acres**
- **Approximately 9,900 fixed seats**
- **8 private suites**
- **378 Green Monster Wall seats on 2 separate levels**
- **A 50,000-square-foot Clubhouse**
- **A 2,400-square-foot Team Store**
- **A state-of-the-art 20'x24' HD video board**
- **5 permanent concession stands and numerous portable carts located throughout the concourse**

A street festival environment is recreated on Fenway South Drive. Much like Yawkey Way at Fenway Park, the street features specialty concession stands and entertainment, including face painting, magicians, stilt walkers, and other games for children.

While the interior of JetBlue Park pays homage to Fenway Park in Boston, the exterior of the ballpark takes cues from its natural Southwest Florida surroundings. The undulating shade canopy with its canted columns was inspired by the Cypress tree domes that surround the site. In addition to providing shade to the majority of the seating bowl, the canopy serves as one of the LEED certified ballpark's most striking architectural features. Locally manufactured masonry blocks used on parts of the exterior wall feature crushed Florida sea shells from Sanibel beaches. The light colors of the exterior enhance and contrast the deep shadows cast by the bright Florida sun.

## Spring Training, Continued



JetBlue Park at Fenway South  
11500 Fenway South Drive  
Fort Myers, FL 33913  
Phone: (239) 334-4799

### Directions

- From the North: Take I-75 South to Exit 131 (Daniels Parkway). Make a left off the exit and go east for approximately 2 miles. Fenway South will be on your left.
- From the South: Take I-75 North to Exit 131 (Daniels Parkway). Make a right off exit and go east for approximately 2 miles. Fenway South will be on your left.



## Spring Training, Continued

### 2016 EXHIBITION SCHEDULE

February 29	Northeastern Boston College	1:05 p.m./TV/Radio# (Doubleheader)
March 2	MINNESOTA	1:05 p.m.
March 3	at Minnesota	7:05 p.m./TV#/Radio
March 4	TAMPA BAY	1:05 p.m.
March 5	at New York Yankees	1:05 p.m./TV/Radio
March 6	BALTIMORE	1:05 p.m./TV/Radio
March 7	TAMPA BAY	1:05 p.m.
March 8	at Baltimore	1:05 p.m./MLBN
March 9	at Pittsburgh	1:05 p.m.
March 10	MINNESOTA	1:05 p.m.
March 11	at Toronto	1:05 p.m.
March 12	MIAMI	1:05 p.m./TV#/Radio
March 13	at Tampa Bay (SS)	1:05 p.m./TV/Radio
March 14	PITTSBURGH	1:05 p.m.
March 15	NEW YORK YANKEES	6:05 p.m./TV
March 16	at Minnesota	7:05 p.m./TV/Radio
March 17	BALTIMORE (SS)	1:05 p.m.
March 18	MINNESOTA	1:05 p.m.
	at Tampa Bay	1:05 p.m.
March 19	ST. LOUIS	1:05 p.m./TV/Radio
March 20	at New York Mets	1:05 p.m./TV/Radio
March 21	at St. Louis	1:05 p.m./ESPN
March 22	at Miami	1:05 p.m.
March 24	NEW YORK METS (SS)	1:05 p.m.
March 25	PITTSBURGH	6:05 p.m./TV/Radio
March 26	at Baltimore	1:05 p.m./TV/Radio
March 27	PHILADELPHIA	1:05 p.m./TV/Radio
March 28	BALTIMORE	1:05 p.m./ESPN
March 29	at Minnesota	1:05 p.m.
March 30	at Tampa Bay	1:05 p.m.
	at Pittsburgh	1:05 p.m./MLBN
March 31	at Minnesota	1:05 p.m.
April 1	at Toronto (in Montreal)	7:00 p.m./TV#/Radio
April 2	at Toronto (in Montreal)	1:00 p.m./TV/Radio

(SS) - Split Squad; All Times Local

Home Games at JetBlue Park at Fenway South in Lee County, Florida

TV - Telecast on NESN, TV# - Telecast on NESNplus

ESPN - Telecast on ESPN, MLBN-Telecast on MLB Network

Radio - Aired on WEEI 93.7 FM, Radio# - Aired on WEEI 850 AM

### RECENT SPRING TRAINING RECORDS

<b>1973:</b> 3-14	<b>1988:</b> 17-15	<b>2003:</b> 15-14-1
<b>1974:</b> 18-8	<b>1989:</b> 12-19-1	<b>2004:</b> 17-12-1
<b>1975:</b> 1-20	<b>1990:</b> 9-8-1	<b>2005:</b> 13-15-1
<b>1976:</b> 9-5-1	<b>1991:</b> 22-11	<b>2006:</b> 9-20-1
<b>1977:</b> 17-10	<b>1992:</b> 16-13-2	<b>2007:</b> 15-12-4
<b>1978:</b> 15-11	<b>1993:</b> 11-20	<b>2008:</b> 7-11-2
<b>1979:</b> 15-11	<b>1994:</b> 15-13-2	<b>2009:</b> 19-13
<b>1980:</b> 11-9	<b>1995:</b> 5-7	<b>2010:</b> 17-14-1
<b>1981:</b> 15-14	<b>1996:</b> 12-17	<b>2011:</b> 14-19-2
<b>1982:</b> 11-16	<b>1997:</b> 11-19-1	<b>2012:</b> 16-11-4
<b>1983:</b> 9-16	<b>1998:</b> 20-8	<b>2013:</b> 17-17-1
<b>1984:</b> 15-11	<b>1999:</b> 18-10-2	<b>2014:</b> 11-17-2
<b>1985:</b> 12-16-1	<b>2000:</b> 11-19	<b>2015:</b> 17-12
<b>1986:</b> 12-16	<b>2001:</b> 14-16	
<b>1987:</b> 16-13-1	<b>2002:</b> 15-15-2	

### SPRING TRAINING ATTENDANCE HIGHS

#### Annual Home Record:

164,846 — 17 dates — 2013

#### Home Average Record:

9,924 — 16 dates — 2015

#### Single-Game

#### Paid Attendance Record:

10,156 vs. Tampa Bay Rays,  
March 10, 2015

### PACKING 'EM IN

The Red Sox sold out all 15 of their Grapefruit League games at JetBlue Park in 2015 with a total paid attendance of 148,862. With an average home attendance of 9,924, the Sox surpassed their previous record of 9,844, established in 2014. The club also set a new single-game paid attendance record of 10,156 on March 10, 2015 vs. Tampa Bay.

The Red Sox have sold out 73 consecutive home Grapefruit League games dating back to their time at City of Palms Park, and 181 of their last 182 home Grapefruit League games overall.

### SPRING TRAINING SITES

1901	Charlottesville, VA
1902	Augusta, GA
1903-06	Macon, GA
1907-08	Little Rock, AR
1909-10	Hot Springs, AR
1911	Redondo Beach, CA
1912-18	Hot Springs, AR
1919	Tampa, FL
1920-23	Hot Springs, AR
1924	San Antonio, TX
1925-27	New Orleans, LA
1928-29	Bradenton, FL
1930-31	Pensacola, FL
1932	Savannah, GA
1933-42	Sarasota, FL
1943*	Medford, MA
1944*	Baltimore, MD
1945*	Pleasantville, NJ
1946-58	Sarasota, FL
1959-65	Scottsdale, AZ
1966-92	Winter Haven, FL
1993-2011	Fort Myers, FL
2012-present	Lee County, FL

\*World War II


# 2016 MLB Important Dates

- Jan. 12:** Salary arbitration filing date.
- Jan. 15:** Salary arbitration exchange date.
- Feb. 1-19:** Salary arbitration hearings (if applicable).
- Feb. 18:** Voluntary date all pitchers, catchers and injured players may be invited to Spring Training workouts.
- Feb. 23:** Voluntary date all position players may be invited to Spring Training workouts.
- March 1:** Mandatory date all players must report to Spring Training.
- March 11:** Last date to renew Major League contracts.
- March 18:** Last date to assign an injured player to a Minor League club, if permissible.
- March 27:** The earliest date that a Club may backdate a placement on the 15-day Disabled List.
- April 3-4:** Opening Day
- April 9:** The first date that a player on the 15-day Disabled List may be reinstated, if permissible.
- April 13:** First date that a player optioned during Spring Training may be recalled.
- April 15:** Jackie Robinson Day
- May 8:** Mother's Day
- May 15:** Earliest date that Clubs may re-sign players that they unconditionally released after August 31, 2015.
- May 30:** Memorial Day
- May 31:** Roberto Clemente Day
- June 2:** Start of Closed Period for the 2016 First-Year Player Draft.
- June 9-11:** MLB First-Year Player Draft.
- June 16:** First date that Clubs may trade an eligible free agent player who was signed after electing free agency.
- June 19:** Father's Day
- July 4:** Fourth of July
- July 8-12:** All-Star Week, Petco Park.

## 2016 MLB Important Dates, Continued

- July 11:** Home Run Derby, Petco Park.
- July 12:** 87th All-Star Game, Petco Park.
- July 24:** Hall of Fame Induction Ceremony, Cooperstown.
- Aug. 1:** Non-waiver trade deadline, 4:00 p.m. (ET).
- Aug. 2:** New waiver period begins; trade waivers now required.
- Aug. 31:** Waiver trade deadline. Outright Waivers secured on/after August 2 are in effect until midnight (ET) tonight. Postseason eligibility lists are established at 11:59 (ET) tonight. To be eligible, a player must be a bona fide member of a qualifying team on August 31 and must remain a bona fide member through the end of the applicable Postseason series.
- Sept. 1:** Active player limit increased from 25 to 40.
- Sept. 11:** September 11th Remembrance
- Oct. 2:** Final scheduled day of 2016 regular season.
- Oct. 4:** Postseason begins
- Oct. 25:** The 112th World Series begins
- 1st Day After World Series:** Eligible players become free agents.
- 6th Day After Completion of World Series:** First day that Major League and Minor League free agents may sign contracts with a Club other than their former Club.
- 12th Day After Completion of World Series:** Last date for a player who declared free agency under Art. XX (B) to accept an arbitration offer from a former club – midnight (ET) tonight.
- Nov. 18:** Day to file reserve lists for all Major and Minor League levels.
- Dec. 1:** Last day to request outright waivers to assign player prior to the Rule 5 Draft.
- Dec. 2:** Last date to tender contracts – midnight ET tonight.
- Dec. 5:** 5:00 p.m. (ET) today is the last time to outright a player prior to the Rule 5 Draft.
- Dec. 4-7:** Baseball Winter Meetings, Washington, DC.
- Dec. 8:** Rule 5 Draft, Washington, DC.

# #SoxPromos 2016



**ORTIZ 500 NECKLACE**

**4.12**

Presented By F.W. Webb | First 15,000 fans in attendance



**BETTS BOBBLEHEAD**

**4.19**


Presented By Toyo Tires | First 15,000 fans in attendance



**PRICE BOBBLEHEAD**

**5.10**

Presented By Nikon | First 15,000 fans in attendance



**ORTIZ MVP REPLICA RING**

**5.24**

Presented By ENEOS | First 15,000 fans in attendance



**VARITEK BOBBLEHEAD**

**6.14**


Presented By Granite City Electric | First 15,000 fans in attendance



**ORTIZ GNOME**

**6.21**

Presented By JetBlue | First 15,000 fans in attendance



**WALLY BEACH TOWEL**

**6.23**

Fans age 14 and under



**STARS & STRIPES CAP**

**7.5**

Presented By Stop and Shop | First 15,000 fans in attendance



**WALLY & TESSIE BOBBLEHEAD**

**7.10**

Fans age 14 and under



**PET BROCK**

**7.19**

Presented By Gold's Horseradish | First 15,000 fans in attendance



**BUILD-A-PAPI KIT**

**7.26**

First 15,000 fans in attendance



**ORTIZ BOBBLEHEAD**

**8.9**

Presented By W.B. Mason | First 15,000 fans in attendance



**BOGAERTS BOBBLEHEAD**

**8.30**

Presented By Old Dominion Freightliners | First 15,000 fans



**WALLY PIGGY BANK**

**8.31**

Fans age 14 and under



**FAN VOTE T-SHIRT**

**9.13**

Presented By King's Hawaiian | First 15,000 fans in attendance

## FOR TICKETS

BY PHONE: 877-REDSOX9 | ONLINE: [www.redsox.com](http://www.redsox.com)

IN PERSON: At the Red Sox Ticket Office, open Monday-Friday from 10:00 A.M. to 5:00 P.M. at 4 Yawkey Way in Boston, MA. Call 877-REDSOX9 for additional hours & information.



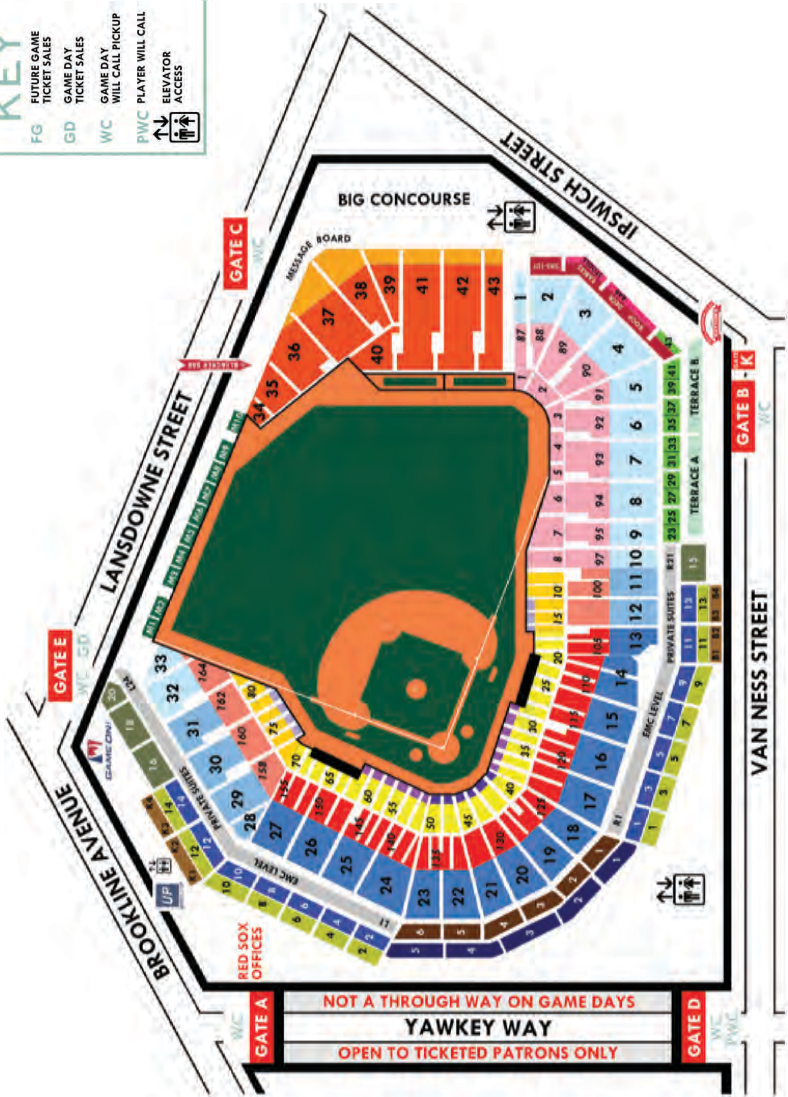
# Fenway Park Seating Chart

## Seating Section

- Field Box (Box 17-70)
- Field Box (Box 9-16, 71-82)
- Budweiser Deck Tables\*\*
- Loge Box (Box 103-165)
- Loge Box (Box 98-102, 157-165)
- State Street Pavilion Box
- Pavilion Reserved
- Bud Deck Barstools
- Grandstand (Section 13-27)
- Grandstand (Section 11-12, 28-31)
- Right Field Box
- Right Field Roof Box
- Right Field Terrace
- Outfield Grandstand
- Bleachers
- Budweiser Deck Standing Room
- Right Field Roof Box Standing Room
- Pavilion Level Standing Room
- General Standing Room
- Upper Bleachers

**KEY**

- FG FUTURE GAME TICKET SALES
- GD GAME DAY TICKET SALES
- WC GAME DAY WILL CALL PICKUP
- PWC PWC PLAYER WILL CALL
- ↑↓ ELEVATOR ACCESS



Media Information

# Information Box Directory

Red Sox Home Attendance, 2002-2015	3
Notable Fenway Park Improvements	4
Recent Concerts at Fenway Park	5
Fenway Facts	11
Red Sox Ownership History	23
Red Sox General Managers	33
Red Sox Who Have Played in Every Game	50
How They Were Obtained—2016 Red Sox 40-Man Roster	135
Red Sox All-Fenway Park Team	155
Red Sox Players Lost in Expansion Drafts	166
Red Sox All-Time Teams	211
How They Became the Red Sox	225
All-Time Leaders at Fenway Park—Red Sox/Opponents	255
Players Born in Japan Who Have Played for the Red Sox	260
The Great Fenway Park Writers Series	306
All-Time Opponent Home Run Leaders at Fenway Park	317
Opponents Last Time	317
Active Opponent Home Run Leaders at Fenway Park	340
Active Opponent Leaders	340

## Red Sox in the Community



Dustin Pedroia meets with fans as part of Pedroia's Platoon before the game against the Miami Marlins at Fenway Park on July 7, 2015 in Boston, Massachusetts.  
(Photo by Adam Glanzman/Boston Red Sox)

## Red Sox in the Community, Continued



Boston Red Sox pitcher Craig Kimbrel visits a patient at Shriners' Hospital during the Holiday Caravan in Boston, Massachusetts Friday, December 11, 2015.  
(Photo by Billie Weiss/Boston Red Sox)



Pablo Sandoval of the Boston Red Sox visited patients at the Jimmy Fund clinic on July 28, 2015 in Boston, Massachusetts.  
(Photo by Michael Ivins/Boston Red Sox)

## Red Sox in the Community, Continued



Boston Red Sox designated hitter David Ortiz poses for a selfie photograph during a Jimmy Fund meet and greet at Fenway Park Saturday, August 22, 2015.  
(Photo by Billie Weiss/Boston Red Sox)

## Red Sox in the Community, Continued



Former Boston Red Sox pitcher Pedro Martinez hugs a participant during a clinic at Dexter High School in Brookline, Massachusetts Monday, February 2, 2016. (Photo by Billie Weiss/Boston Red Sox)

# Notes

# Notes



# Notes

# Notes

# 2016 BOSTON RED SOX SCHEDULE

## APRIL

SUN	MON	TUE	WED	THU	FRI	SAT
					1	2
3	CLE 4:10	5	CLE 6:10	CLE 6:10	TOR 7:07	TOR 1:07
E TOR 1:07	BAL 2:05	BAL 7:10	BAL 7:10	14	TOR 7:10	TOR 4:05
E TOR 1:35	TOR 11:05	TB 7:10	TB 7:10	TB 1:35	HOU 8:10	HOU 4:05
E HOU 8:05	ATL 7:10	ATL 7:10	ATL 7:10	ATL 7:10	NYN 7:10	NYN 7:10

## MAY

SUN	MON	TUE	WED	THU	FRI	SAT
E NYN 8:05	2	CWS 3 8:10	CWS 4 8:10	CWS 5 8:10	NYN 6 7:05	NYN 7 1:05
E NYN 8:05	OAK 9 7:10	OAK 10 7:10	OAK 11 7:10	HOU 12 7:10	HOU 13 7:10	HOU 14 1:05
HOU 15 1:35	KC 16 7:05	KC 17 8:15	KC 18 2:15	19	CLE 20 7:10	CLE 21 4:05
CLE 22 1:35	23	COL 24 7:10	COL 25 7:10	COL 26 7:10	TOR 27 7:07	TOR 28 1:07
E TOR 1:07	BAL 30 1:35	BAL 31 7:05				

## JUNE

SUN	MON	TUE	WED	THU	FRI	SAT
			BAL 1 7:05	BAL 2 7:05	TOR 3 7:10	TOR 4 4:05
TOR 5 1:35	6	SF 7 10:15	SF 8 10:15	9	MIN 10 8:10	MIN 11 2:10
E MIN 2:10	13	BAL 14 7:10	BAL 15 7:10	BAL 16 7:10	SEA 17 7:10	SEA 18 4:05
SEA 19 1:35	CWS 20 7:10	CWS 21 7:10	CWS 22 7:10	CWS 23 1:35	TEX 24 8:05	TEX 25 9:20
TEX 26 3:05	TB 27 7:10	TB 28 7:10	TB 29 12:10	30		

## JULY

SUN	MON	TUE	WED	THU	FRI	SAT
					LAA 1 7:10	F 2 LAA 7:15
LAA 3 1:35	TEX 4 1:35	TEX 5 7:10	TEX 6 7:10	7	TB 8 7:10	TB 9 4:05
E TB 1:35	11	12	13	14	NYN 15 7:05	NYN 16 4:05
E NYN 8:05	18	SF 19 7:10	SF 20 7:10	MIN 21 7:10	MIN 22 7:10	MIN 23 7:10
MIN 24 1:35	DET 25 7:10	DET 26 7:10	DET 27 1:35	LAA 28 10:05	LAA 29 10:05	LAA 30 9:05

## AUGUST

SUN	MON	TUE	WED	THU	FRI	SAT
	SEA 1 10:10	SEA 2 10:10	SEA 3 10:10	SEA 4 10:10	LAD 5	LAD 6 4:05
LAD 7 7:10	8	NYN 9 7:10	NYN 10 7:10	NYN 11 7:10	ARI 12 7:10	ARI 13 7:10
ARI 14 1:35	15	BAL 16 7:05	BAL 17 7:05	DET 18 1:08	DET 19 7:08	DET 20 7:08
DET 21 1:08	TB 22 7:10	TB 23 7:10	TB 24 7:10	TB 25 1:10	KC 26 7:10	KC 27 7:10
KC 28 1:35	TB 29 7:10	TB 30 7:10	TB 31 1:35			

## SEPTEMBER/OCTOBER

SUN	MON	TUE	WED	THU	FRI	SAT
				1	OAK 2 10:05	OAK 3 9:05
OAK 4 4:05	SD 5 4:40	SD 6 10:10	SD 7 9:10	8	TOR 9 7:07	TOR 10 1:07
TOR 11 1:07	BAL 12 7:10	BAL 13 7:10	BAL 14 7:10	NYN 15 7:10	NYN 16 7:10	F 17 NYN 1:05
NYN 18 TBD	BAL 19 7:05	BAL 20 7:05	BAL 21 7:05	BAL 22 7:05	TB 23 7:10	TB 24 6:10
TB 1:10	26	27	28	29	30	OCT 1 TOR TBD

■ HOME GAMES ■ AWAY GAMES

E = ESPN F = FOX All regular season games are televised on NESN unless noted and broadcast in English on WEEI 93.7 FM and in Spanish on WCEC 1490 AM or WCCM 1110 AM. All game times are subject to change.